

HATE CRIME

Commencing in 1992, law enforcement officers are to report hate crimes as a supplementary report to the UCR program. Under Title 25 sec. 1544, hate crimes are defined as those that “manifest evidence of prejudice based on race, religion, sexual orientation or ethnicity ...”. On June 26, 1997, disability bias was added to the definition of hate crime, creating two new categories: Anti-Mental Disability and Anti-Physical Disability. Maine’s hate crimes are further reported to the FBI as part of the federal Hate Crimes Statistics Act.

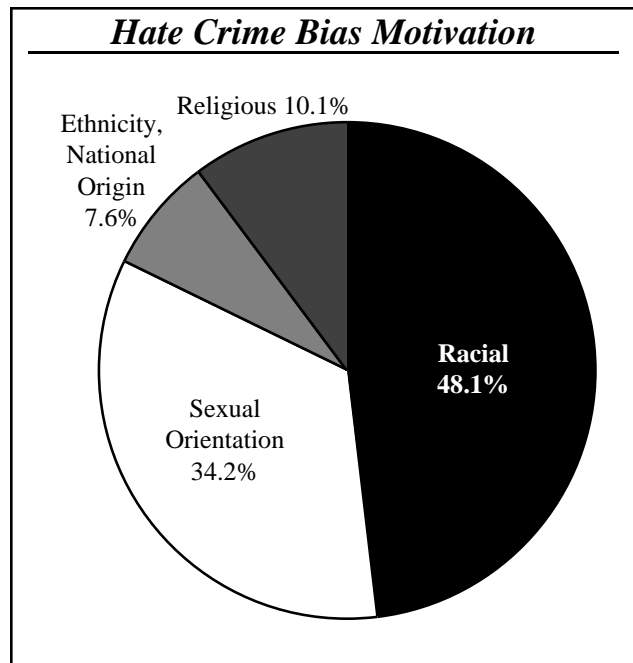
The reported number of hate crime incidents in Maine in 2003 was 79. These incidents involved 100 victims with at least 105 offenders, and resulted in a total of 99 offenses.

Hate Crime 2003	
Number of incidents.....	79
Number of victims.....	100
Number of offenders	105
Number of offenses.....	99

In 2003, the most commonly reported bias motivation was racial. The second largest percentage was sexual orientation and the third religious hate crimes.

Hate Crime Bias Motivation						
Bias Nature	Group %	Bias Type	Incidents of bias	% of Total		
Racial	48.1%	Anti-White	1	1.3%		
		Anti-Black	31	39.2%		
		Anti-American Indian/ Alaskan Native	2	2.5%		
		Anti-Asian/Pacific Islander	3	3.8%		
		Anti-Multi-Racial Group	1	1.3%		
		Sexual Orientation	34.2%	Anti-Male Homosexual	17	21.5%
				Anti-Female Homosexual	7	8.9%
		Anti-Homosexual (Male & Female)	3	3.8%		
		Anti-Heterosexual	—	—		
		Anti-Bisexual	—	—		
Ethnicity, National Origin	7.6%	Anti-Arab	1	1.3%		
		Anti-Hispanic	2	2.5%		
		Anti-Other Ethnic/ National Origin	3	3.8%		
Religious	10.1%	Anti-Jewish	5	6.3%		
		Anti-Catholic	—	—		
		Anti-Protestant	1	1.3%		
		Anti-Islamic (Moslem)	1	1.3%		

Hate Crime Bias Motivation (cont.)				
Bias Nature	Group %	Bias Type	Incidents of bias	% of Total
Religious	10.1%	Anti-Other Religion	1	1.3%
		Anti-Multi-Religious Group	—	—
		Anti-Atheist/ Agnostic	—	—
Disability	—	Anti-Mental Disability	—	—
		Anti-Physical Disability	—	—
Not Reported			—	—
Total	100.0%	Total	79	100.0%



The most frequently reported location of bias crimes in 2003 was residences and homes. The second most common location was highways, roads, alleys and streets, and the third was schools and colleges.

Hate Crime Locations		
Location	Incidents	%
Air/Bus/Train Terminal	—	—
Bank/Savings and Loan	—	—
Bar/Nightclub	1	1.3%
Church/Synagogue/Temple	2	2.5%
Commercial/Office Building	1	1.3%
Construction Site	—	—
Convenience Store	2	2.5%

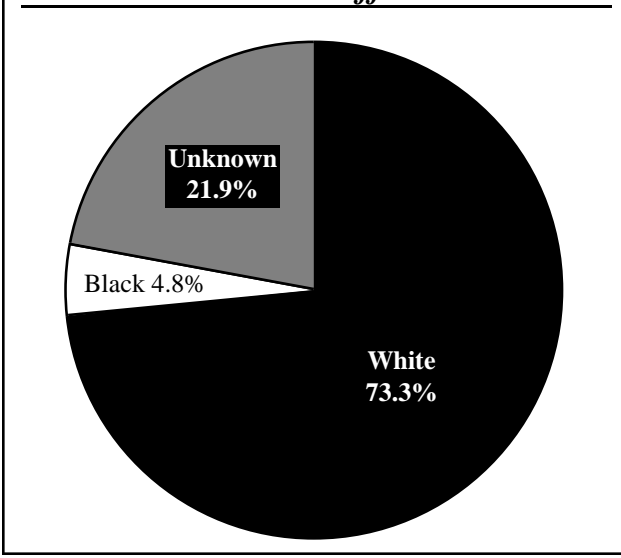
Hate Crime Locations (cont.)

Location	Incidents	%
Department/Discount Store	—	—
Drug Store/Doctor’s Office/Hospital	—	—
Field/Woods	1	1.3%
Government/Public Building	4	5.1%
Grocery/Supermarket	1	1.3%
Highway/Road/Street/Alley	13	16.5%
Hotel/Motel	1	1.3%
Jail/Prison	—	—
Lake/Waterway	—	—
Liquor Store	—	—
Parking Lot/Garage	7	8.9%
Rental Storage Facility	—	—
Residence/Home	28	35.4%
Restaurant	3	3.8%
School/College	11	13.9%
Service/Gas Station	—	—
Specialty Store	2	2.5%
Other/Unknown	2	2.5%
Total	79	100.0%

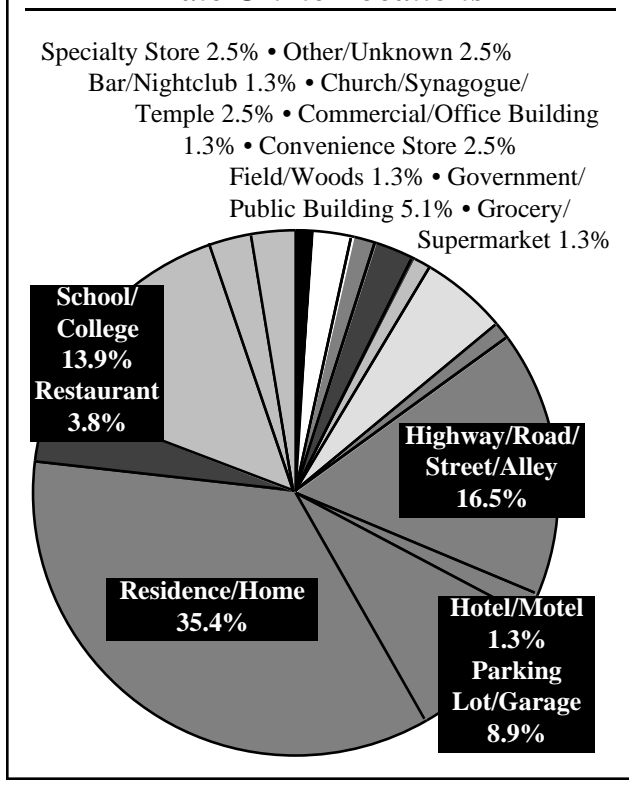
Hate Crime Offenders by Race

Suspected Offenders’ Race	No.	% of Total
White	77	73.3%
Black	5	4.8%
American Indian/Alaskan Native	—	—
Asian/Pacific Islander	—	—
Multi-Racial Group	—	—
Unknown	23	21.9%
Total	105	100.0%

Hate Crime Offenders



Hate Crime Locations



The most common race of suspected offender of hate crimes was white.

Information on the victims of hate crimes is limited to victim type. While bias motivation information identifies the offender’s bias, it is important to note that the victim may not actually belong to the group the offender sought to harm. For this reason, information on the victims’ actual group membership is not recorded.

Victim type, in the hate crime data collection program is listed as: individual, business, financial institution, government, religious organization, society/public, other and unknown. Of these victim types, individuals were reported to be the main hate crime target.

Hate Crime Offenses by Victim Type

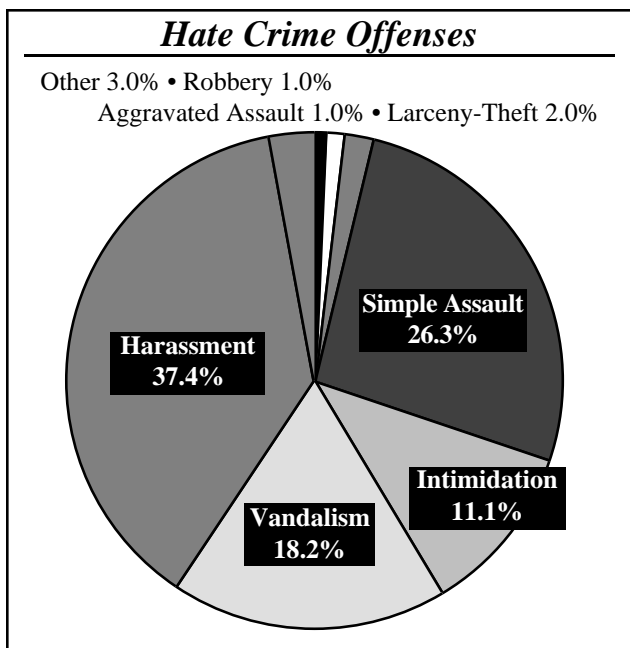
Victim Type	No.	% of Total
Individual	89	89.0%
Business	2	2.0%
Financial Institution	—	—
Government	2	2.0%
Religious Organization	2	2.0%
Society/Public	2	2.0%
Other	1	1.0%
Unknown	2	2.0%
Not Reported	—	—
Total	100	100.0%

Offense information in the hate crime data collection program are defined in accordance with federal Uniform Crime Reporting definitions and do not necessarily conform to Maine state definitions. Complete offense definitions are available in the appendix to this publication.

Hate crime offense information falls into the eight index crimes — murder, rape, robbery, aggravated assault, burglary, larceny-theft, motor vehicle theft, and arson — plus the non-index crimes of simple assault, intimidation and vandalism. Additionally, Maine’s hate crime reporting statute provides for the reporting of harassment as a supplemental offense category.

<i>Hate Crime by Offense</i>		
Offense	Volume	% of Total
Murder	—	—
Rape	—	—
Robbery	1	1.0%
Aggravated Assault	1	1.0%
Burglary	—	—
Larceny-Theft	2	2.0%
Motor Vehicle Theft	—	—
Arson	—	—
Simple Assault	26	26.3%
Intimidation	11	11.1%
Vandalism	18	18.2%
Harassment*	37	37.4%
Other	3	3.0%
Total	99	100.0%

*Harassment not included as a federal hate crime offense.



Offenses Reported by Agency

Agency	Offense	Target
Augusta Police Dept.	1 Harassment	Anti-Asian
	2 Harassment	Anti-Black
	1 Harassment	Anti-Male Homosexual (Gay)
	1 Simple Assault	Anti-White
	2 Simple Assault	Anti-Black
1 Simple Assault	Anti-Male Homosexual (Gay)	

Bangor Police Dept.	1 Intimidation	Anti-Black
	1 Simple Assault	Anti-Black
	1 Vandalism	Anti-Protestant
Biddeford Police Dept.	1 Harassment	Anti-Black
	1 Intimidation	Anti-Male Homosexual (Gay)
	1 Other (Criminal Trespass)	Anti-Male Homosexual (Gay)
	1 Simple Assault	Anti-Black
	1 Simple Assault	Anti-Male Homosexual (Gay)
Brunswick Police Dept.	1 Simple Assault	Anti-Male Homosexual (Gay)
	1 Simple Assault	Anti-Male Homosexual (Gay)
Bucksport Police Dept.	1 Harassment	Anti-Black
	1 Harassment	Anti-Female Homosexual (Lesbian)
	1 Harassment	Anti-Male Homosexual (Gay)
Cape Elizabeth Police Dept.	1 Harassment	Anti-Black
	3 Vandalism	Anti-Black
	1 Vandalism	Anti-Homosexual (Gay & Lesbian)
	2 Vandalism	Anti-Jewish
Cumberland County Sheriff's Office	1 Aggravated Assault	Anti-Male Homosexual (Gay)
	1 Harassment	Anti-Male Homosexual (Gay)
	1 Harassment	Anti-Female Homosexual (Lesbian)
Dixfield Police Dept.	1 Simple Assault	Anti-Female Homosexual (Lesbian)
	1 Harassment	Anti-Female Homosexual (Lesbian)
	1 Protection from Harassment	Anti-Female Homosexual (Lesbian)
Falmouth Police Dept.	1 Harassment	Anti-Asian
	1 Vandalism	Anti-Asian
Fort Fairfield Police Dept.	1 Other (Unknown)	Anti-Male Homosexual (Gay)
	1 Larceny-Theft	Anti-Other Ethnicity
Kennebec County State Police	1 Larceny-Theft	Anti-Other Ethnicity
	1 Harassment	Anti-Black
Lewiston Police Dept.	1 Intimidation	Anti-Black
	1 Robbery	Anti-Male Homosexual (Gay)
	1 Simple Assault	Anti-Black
	2 Simple Assault	Anti-Male Homosexual (Gay)
Livermore Falls Police Dept.	1 Simple Assault	Anti-Male Homosexual (Gay)
	1 Harassment	Anti-Female Homosexual (Lesbian)
Orono Police Dept.	1 Harassment	Anti-Black
	1 Intimidation	Anti-Black
	1 Vandalism	Anti-Black
Portland Police Dept.	1 Harassment	Anti-American Indian
	7 Harassment	Anti-Black
	1 Harassment	Anti-Hispanic
	3 Harassment	Anti-Male Homosexual (Gay)
	2 Intimidation	Anti-Black
	3 Intimidation	Anti-Male Homosexual (Gay)
	3 Simple Assault	Anti-Black
1 Simple Assault	Anti-Islamic	
2 Simple Assault	Anti-Male Homosexual (Gay)	
1 Vandalism	Anti-Black	
1 Vandalism	Anti-Arab	
Sanford Police Dept.	1 Harassment	Anti-American Indian
	1 Simple Assault	Anti-Black
Somerset County State Police	1 Simple Assault	Anti-Black
	1 Intimidation	Anti-Black
South Portland Police Dept.	1 Harassment	Anti-Black
	2 Harassment	Anti-Jewish
	2 Harassment	Anti-Other Ethnicity
	1 Intimidation	Anti-Male Homosexual (Gay)
	1 Simple Assault	Anti-Female Homosexual (Lesbian)
	1 Vandalism	Anti-Male Homosexual (Gay)
2 Vandalism	Anti-Black	
University of Maine Police Dept.	1 Vandalism	Anti-Homosexual (Gay & Lesbian)
	1 Larceny-Theft	Anti-Hispanic
Waterville Police Dept.	1 Harassment	Anti-Asian
	1 Harassment	Anti-Homosexual (Gay & Lesbian)
	2 Simple Assault	Anti-Black
	1 Simple Assault	Anti-Female Homosexual (Lesbian)
	1 Simple Assault	Anti-Homosexual (Gay & Lesbian)
1 Vandalism	Anti-Jewish	
1 Vandalism	Anti-Multi-Racial Group	
Wilton Police Dept.	1 Harassment	Anti-Jewish
	1 Vandalism	Anti-Jewish
25 Agencies		99 Offenses