

HATE CRIME

Commencing in 1992, law enforcement officers are to report hate crimes as a supplementary report to the UCR program. Under Title 25 sec. 1544, hate crimes are defined as those that “manifest evidence of prejudice based on race, religion, sexual orientation or ethnicity ...”. On June 26, 1997, disability bias was added to the definition of hate crime, creating two new categories: Anti-Mental Disability and Anti-Physical Disability. Maine’s hate crimes are further reported to the FBI as part of the federal Hate Crimes Statistics Act.

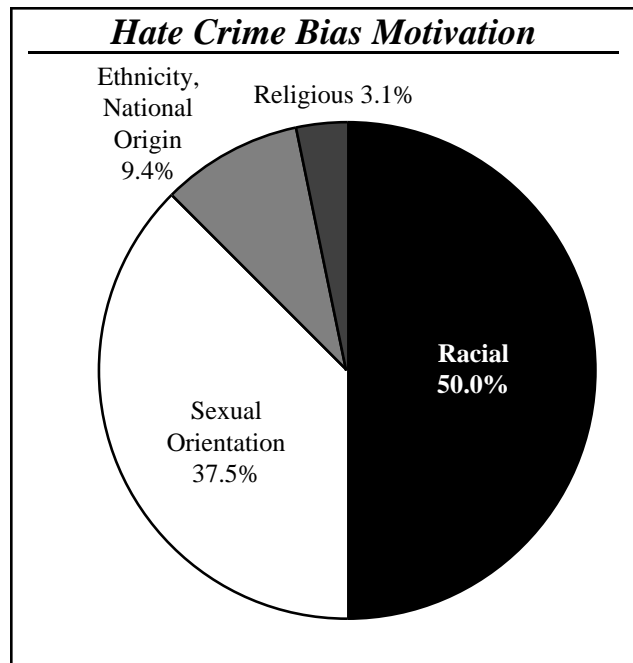
The reported number of hate crime incidents in Maine in 2001 was 32. These incidents involved 43 victims with at least 40 offenders, and resulted in a total of 34 offenses.

Hate Crime 2001	
Number of incidents.....	32
Number of victims.....	43
Number of offenders	40
Number of offenses	34

In 2001, the most commonly reported bias motivation was racial. The second largest percentage was sexual orientation and the third ethnicity hate crimes.

Hate Crime Bias Motivation				
Bias Nature	Group %	Bias Type	Incidents of bias	% of Total
Racial	50.0%	Anti-White	—	—
		Anti-Black	15	46.9%
		Anti-American Indian/ Alaskan Native	—	—
		Anti-Asian/Pacific Islander	1	3.1%
		Anti-Multi-Racial Group	—	—
		Sexual Orientation	37.5%	Anti-Male Homosexual
		Anti-Female Homosexual	2	6.3%
		Anti-Homosexual (Male & Female)	—	—
		Anti-Heterosexual	—	—
		Anti-Bisexual	—	—
Ethnicity, National Origin	9.4%	Anti-Arab	3	9.4%
		Anti-Hispanic	—	—
		Anti-Other Ethnic/ National Origin	—	—
Religious	3.1%	Anti-Jewish	1	3.1%
		Anti-Catholic	—	—
		Anti-Protestant	—	—
		Anti-Islamic (Moslem)	—	—

Hate Crime Bias Motivation (cont.)				
Bias Nature	Group %	Bias Type	Incidents of bias	% of Total
Religious	10.7%	Anti-Other Religion	—	—
		Anti-Multi-Religious Group	—	—
		Anti-Atheist/ Agnostic	—	—
Disability	—	Anti-Mental Disability	—	—
		Anti-Physical Disability	—	—
Not Reported	—	—	—	—
Total	100.0%	Total	32	100.0%



The most frequently reported location of bias crimes in 2001 was residences and homes. The second most common location was schools and colleges, and the third was highways, roads, alleys and streets.

Hate Crime Locations		
Location	Incidents	%
Air/Bus/Train Terminal	—	—
Bank/Savings and Loan	—	—
Bar/Nightclub	1	3.1%
Church/Synagogue/Temple	—	—
Commercial/Office Building	2	6.3%
Construction Site	—	—
Convenience Store	—	—

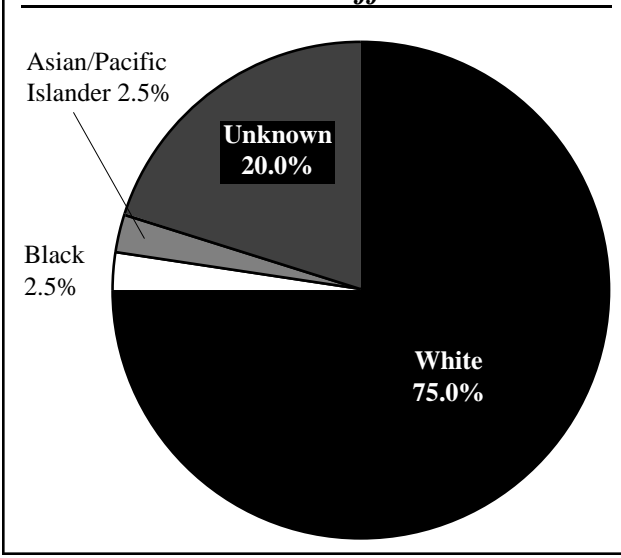
Hate Crime Locations (cont.)

Location	Incidents	%
Department/Discount Store	—	—
Drug Store/Doctor’s Office/Hospital	1	3.1%
Field/Woods	1	3.1%
Government/Public Building	—	—
Grocery/Supermarket	2	6.3%
Highway/Road/Street/Alley	6	18.8%
Hotel/Motel	1	3.1%
Jail/Prison	—	—
Lake/Waterway	—	—
Liquor Store	—	—
Parking Lot/Garage	—	—
Rental Storage Facility	—	—
Residence/Home	9	28.1%
Restaurant	—	—
School/College	7	21.9%
Service/Gas Station	1	3.1%
Specialty Store	—	—
Other/Unknown	1	3.1%
Total	32	100.0%

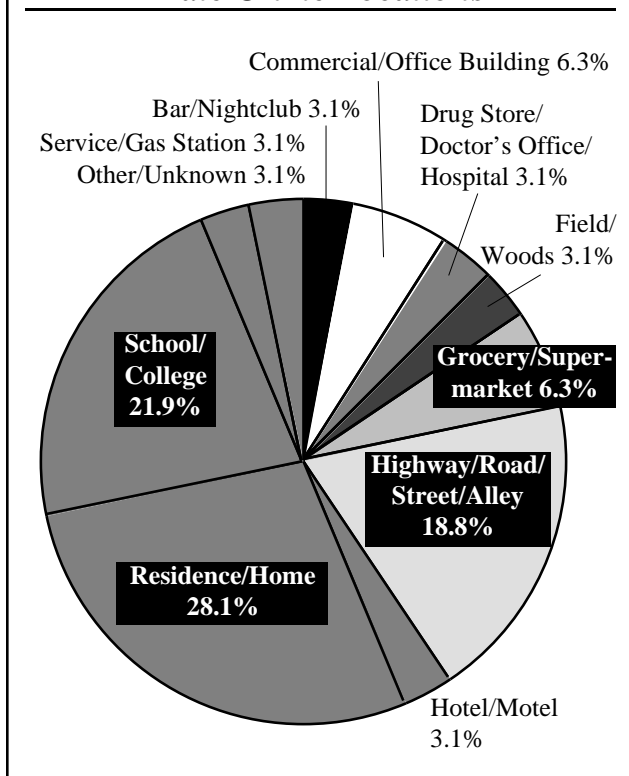
Hate Crime Offenders by Race

Suspected Offenders’ Race	No.	% of Total
White	30	75.0%
Black	1	2.5%
American Indian/Alaskan Native	—	—
Asian/Pacific Islander	1	2.5%
Multi-Racial Group	—	—
Unknown	8	20.0%
Total	40	100.0%

Hate Crime Offenders



Hate Crime Locations



Information on the victims of hate crimes is limited to victim type. While bias motivation information identifies the offender’s bias, it is important to note that the victim may not actually belong to the group the offender sought to harm. For this reason, information on the victims’ actual group membership is not recorded.

Victim type, in the hate crime data collection program is listed as: individual, business, financial institution, government, religious organization, society/public, other and unknown. Of these victim types, individuals were reported to be the main hate crime target.

Hate Crime Offenses by Victim Type

Victim Type	No.	% of Total
Individual	43	100.0%
Business	—	—
Financial Institution	—	—
Government	—	—
Religious Organization	—	—
Society/Public	—	—
Other	—	—
Unknown	—	—
Not Reported	—	—
Total	43	100.0%

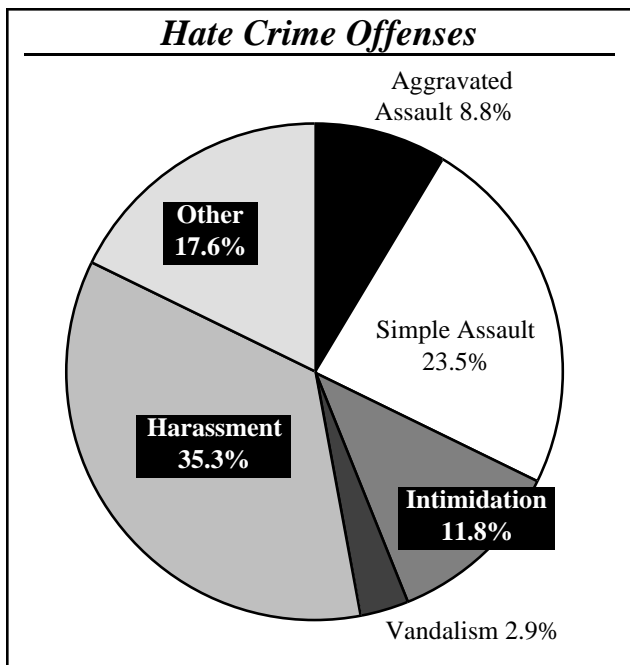
The most common race of suspected offender of hate crimes was white.

Offense information in the hate crime data collection program are defined in accordance with federal Uniform Crime Reporting definitions and do not necessarily conform to Maine state definitions. Complete offense definitions are available in the appendix to this publication.

Hate crime offense information falls into the eight index crimes — murder, rape, robbery, aggravated assault, burglary, larceny-theft, motor vehicle theft, and arson — plus the non-index crimes of simple assault, intimidation and vandalism. Additionally, Maine’s hate crime reporting statute provides for the reporting of harassment as a supplemental offense category.

Offense	Volume	% of Total
Murder	—	—
Rape	—	—
Robbery	—	—
Aggravated Assault	3	8.8%
Burglary	—	—
Larceny-Theft	—	—
Motor Vehicle Theft	—	—
Arson	—	—
Simple Assault	8	23.5%
Intimidation	4	11.8%
Vandalism	1	2.9%
Harassment*	12	35.3%
Other	6	17.6%
Total	34	100.0%

*Harassment not included as a federal hate crime offense.



Offenses Reported by Agency

Aroostook County Sheriff’s Office

- 1 Simple Assault Anti-Black

Augusta Police Dept.

- 1 Simple Assault Anti-Arab
- 1 Simple Assault Anti-Male Homosexual (Gay)
- 1 Harassment Anti-Black
- 1 Harassment Anti-Arab
- 2 Other Offense Anti-Male Homosexual (Gay)

Brewer Police Dept.

- 1 Harassment Anti-Black

Cape Elizabeth Police Dept.

- 1 Vandalism Anti-Male Homosexual (Gay)

Cumberland County Sheriff’s Office

- 1 Aggravated Assault Anti-Black
- 1 Aggravated Assault Anti-Asian/Pacific Islander
- 1 Simple Assault Anti-Black
- 2 Harassment Anti-Black
- 1 Harassment Anti-Female Homosexual (Lesbian)

Farmington Police Dept.

- 1 Intimidation Anti-Black
- 1 Other Offense Anti-Black

Hallowell Police Dept.

- 1 Harassment Anti-Male Homosexual (Gay)

Jay Police Dept.

- 1 Harassment Anti-Black

Lewiston Police Dept.

- 1 Simple Assault Anti-Black
- 1 Simple Assault Anti-Male Homosexual (Gay)
- 2 Intimidation Anti-Male Homosexual (Gay)
- 1 Intimidation Anti-Female Homosexual (Lesbian)

Portland Police Dept.

- 1 Aggravated Assault Anti-Black
- 2 Simple Assault Anti-Male Homosexual (Gay)
- 2 Harassment Anti-Black
- 1 Harassment Anti-Jewish
- 1 Harassment Anti-Male Homosexual (Gay)
- 2 Other Offenses Anti-Black
- 1 Other Offenses Anti-Arab

10 Agencies 34 Offenses