

HATE CRIME

Commencing in 1992, law enforcement officers are to report hate crimes as a supplementary report to the UCR program. Under Title 25 sec. 1544, hate crimes are defined as those that “manifest evidence of prejudice based on race, religion, sexual orientation or ethnicity ...”. On June 26, 1997, disability bias was added to the definition of hate crime, creating two new categories: Anti-Mental Disability and Anti-Physical Disability. Maine’s hate crimes are further reported to the FBI as part of the federal Hate Crimes Statistics Act.

The reported number of hate crime incidents in Maine in 1999 was 22. These incidents involved 24 victims with at least 35 offenders, and resulted in a total of 25 offenses.

Hate Crime 1999

Number of incidents.....	22
Number of victims.....	24
Number of offenders	35
Number of offenses.....	25

In 1999, the most commonly reported bias motivation was sexual orientation. The second largest percentages were racial and religious hate crimes.

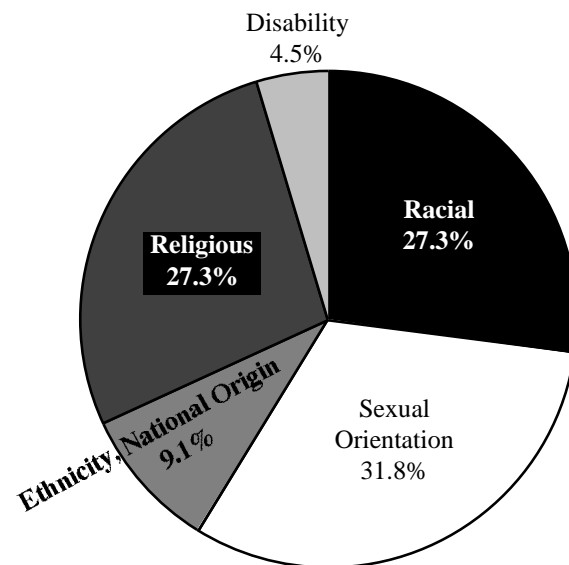
Hate Crime Bias Motivation

Bias Nature	Group %	Bias Type	Incidents of bias	% of Total
Racial	27.3%	Anti-White	—	—
		Anti-Black	5	22.7%
		Anti-American Indian/ Alaskan Native	—	—
		Anti-Asian/Pacific Islander	1	4.5%
		Anti-Multi-Racial Group	—	—
Sexual Orientation	31.8%	Anti-Male Homosexual	7	31.8%
		Anti-Female Homosexual	—	—
		Anti-Homosexual (Male & Female)	—	—
		Anti-Heterosexual	—	—
		Anti-Bisexual	—	—
Ethnicity, National Origin	9.1%	Anti-Arab	—	—
		Anti-Hispanic	—	—
		Anti-Other Ethnic/ National Origin	2	9.1%
Religious	27.3%	Anti-Jewish	6	27.3%
		Anti-Catholic	—	—
		Anti-Protestant	—	—
		Anti-Islamic (Moslem)	—	—

Hate Crime Bias Motivation (cont.)

Bias Nature	Group %	Bias Type	Incidents of bias	% of Total
Religious	27.3%	Anti-Other Religion	—	—
		Anti-Multi-Religious Group	—	—
		Anti-Atheist/ Agnostic	—	—
Disability	4.5%	Anti-Mental Disability	—	—
		Anti-Physical Disability	1	4.5%
Not Reported			—	—
Total	100.0%	Total	22	100.0%

Hate Crime Bias Motivation



The most frequently reported location of bias crimes in 1999 was residences and homes. The second most common location was highways, roads, alleys and streets.

Hate Crime Locations

Location	Incidents	%
Air/Bus/Train Terminal	—	—
Bank/Savings and Loan	1	4.5%
Bar/Nightclub	—	—
Church/Synagogue/Temple	1	4.5%
Commercial/Office Building	1	4.5%
Construction Site	—	—
Convenience Store	—	—

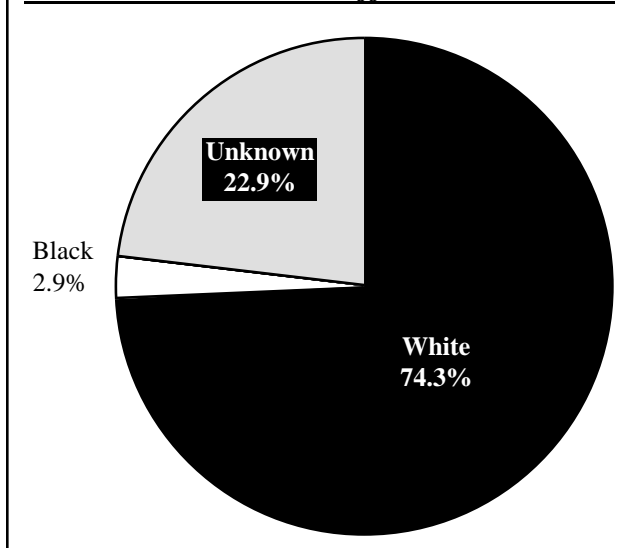
Hate Crime Locations (cont.)

Location	Incidents	%
Department/Discount Store	—	—
Drug Store/Doctor's Office/Hospital	—	—
Field/Woods	—	—
Government/Public Building	2	9.1%
Grocery/Supermarket	—	—
Highway/Road/Street/Alley	3	13.6%
Hotel/Motel	—	—
Jail/Prison	—	—
Lake/Waterway	—	—
Liquor Store	—	—
Parking Lot/Garage	2	9.1%
Rental Storage Facility	—	—
Residence/Home	8	36.4%
Restaurant	—	—
School/College	2	9.1%
Service/Gas Station	—	—
Specialty Store	—	—
Other/Unknown	2	9.1%
Total	22	100.0%

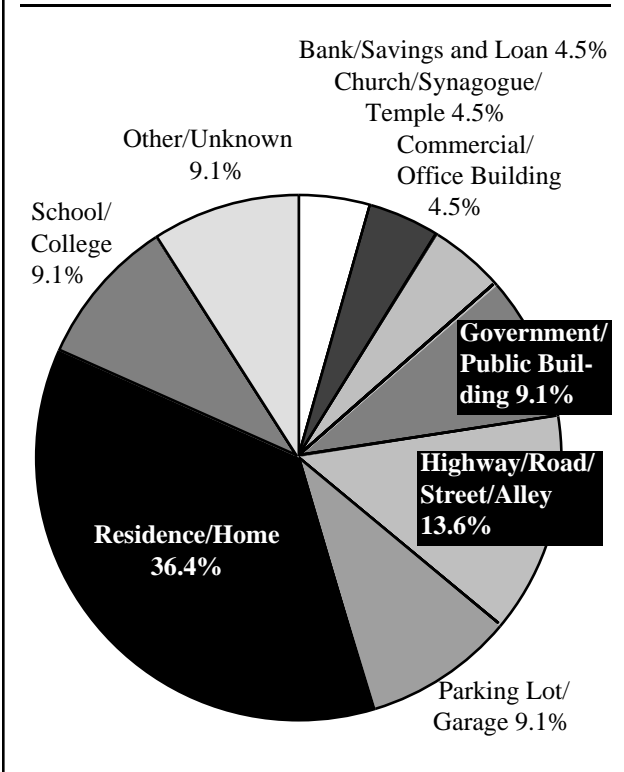
Hate Crime Offenders by Race

Suspected Offenders' Race	No.	% of Total
White	26	74.3%
Black	1	2.9%
American Indian/Alaskan Native	—	—
Asian/Pacific Islander	—	—
Multi-Racial Group	—	—
Unknown	8	22.9%
Total	35	100.0%

Hate Crime Offenders



Hate Crime Locations



The most common race of suspected offender of hate crimes was white.

Information on the victims of hate crimes is limited to victim type. While bias motivation information identifies the offender's bias, it is important to note that the victim may not actually belong to the group the offender sought to harm. For this reason, information on the victims' actual group membership is not recorded.

Victim type, in the hate crime data collection program is listed as: individual, business, financial institution, government, religious organization, society/public, other and unknown. Of these victim types, individuals were reported to be the main hate crime target.

Hate Crime Offenses by Victim Type

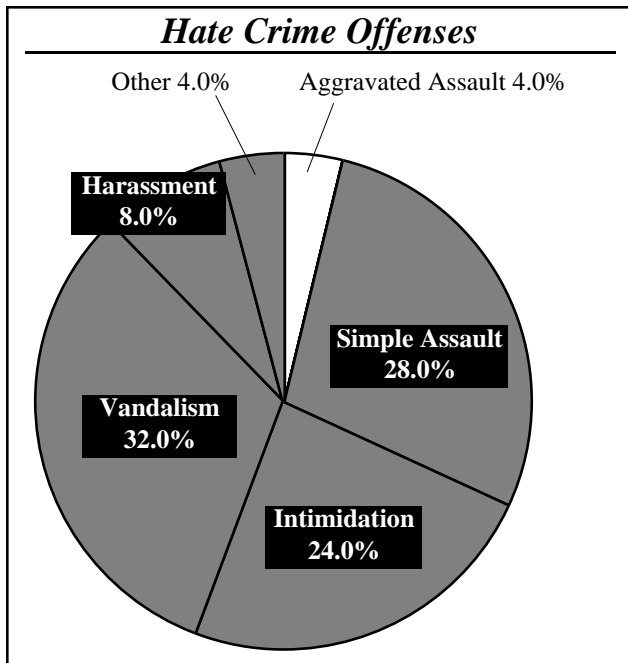
Victim Type	No.	% of Total
Individual	19	79.2%
Business	2	8.3%
Financial Institution	—	—
Government	—	—
Religious Organization	1	4.2%
Society/Public	2	8.3%
Other	—	—
Unknown	—	—
Not Reported	—	—
Total	24	100.0%

Offense information in the hate crime data collection program are defined in accordance with federal Uniform Crime Reporting definitions and do not necessarily conform to Maine state definitions. Complete offense definitions are available in the appendix to this publication.

Hate crime offense information falls into the eight index crimes — murder, rape, robbery, aggravated assault, burglary, larceny-theft, motor vehicle theft, and arson — plus the non-index crimes of simple assault, intimidation and vandalism. Additionally, Maine’s hate crime reporting statute provides for the reporting of harassment as a supplemental offense category.

Offense	Volume	% of Total
Murder	—	—
Rape	—	—
Robbery	—	—
Aggravated Assault	1	4.0%
Burglary	—	—
Larceny-Theft	—	—
Motor Vehicle Theft	—	—
Arson	—	—
Simple Assault	7	28.0%
Intimidation	6	24.0%
Vandalism	8	32.0%
Harassment*	2	8.0%
Other	1	4.0%
Total	25	100.0%

**Harassment not included as a federal hate crime offense.*



Offenses Reported by Agency

Augusta Police Dept.

- 2 Simple Assault Anti-Male Homosexual (Gay)
- 2 Simple Assault Anti-Physical Disability
- 1 Harassment Anti-Other Ethnicity/National Origin
- 1 Other (Terrorizing) Anti-Physical Disability
- 1 Vandalism Anti-Jewish

Carrabassett Valley Police Dept.

- 1 Intimidation Anti-Male Homosexual (Gay)

Dover-Foxcroft Police Dept.

- 1 Vandalism Anti-Male Homosexual (Gay)

Farmington Police Dept.

- 1 Harassment Anti-Other Ethnicity/National Origin

Portland Police Dept.

- 1 Aggravated Assault Anti-Male Homosexual (Gay)
- 2 Simple Assault Anti-Black
- 1 Simple Assault Anti-Male Homosexual (Gay)
- 1 Intimidation Anti-Asian/Pacific Islander
- 1 Intimidation Anti-Black
- 2 Intimidation Anti-Jewish
- 1 Intimidation Anti-Male Homosexual (Gay)
- 2 Vandalism Anti-Black
- 2 Vandalism Anti-Jewish
- 1 Vandalism Anti-Male Homosexual (Gay)

Presque Isle Police Dept.

- 1 Vandalism Anti-Jewish

6 Agencies 25 Offenses