

**MURDER/NON-NEGLIGENT MANSLAUGHTER SUMMARY, 1998**

Date and Location of Incident	Victim		Assailant		Weapon Used	Relationship of Victim to Offender	Circumstances
	Age	Sex	Age	Sex			
01/13/98 Wilton	68	M	35	M	Rifle/axe	Acquaintance	Victim shot and bludgeoned to death during a robbery.
02/14/98 Portland	39	F	36	M	Blunt instrument	Girlfriend	Died of blunt trauma to head and body.
02/26/98 Calais	1 mo.	F	35	M	Hands	Daughter	Father suffocated infant.
04/01/98 South Paris	23	F	36	M	Handgun	Wife	Husband shot wife, then self (murder/suicide).
04/04/98 Portland	17	M	14	M	Knife	Stranger	Victim stabbed during argument.
04/04/98 Gorham	38	M	18 20	M M	Handgun	Stranger	Victim shot during robbery.
04/10/98 Portland	40	F	46	M	Handgun	Wife	Husband shot wife, then self (murder/suicide).
04/28/98 Old Orchard Beach	4 mos.	M	44	F	Hands	Acquaintance	Blunt head trauma by babysitter.
04/30/98 Buxton	34	F	25	M	Knife	Acquaintance	Victim stabbed in home.
06/03/98 Windham	36	F	36	M	Hands	Wife	Victim strangled by husband, who then killed self (murder/suicide).
06/23/98 Wiscasset	1	F	27	M	Hands	Stepdaughter	Victim shaken by stepfather.
07/14/98 Augusta	87	F	28	M	Hands, arson	Acquaintance	Victim was assaulted and choked, and building set on fire.
07/14/98 Manchester	16	F	28	M	Blunt object	Stepdaughter	Died of blunt trauma.
08/15/98 Columbia Falls	32	M	34	M	Knife	Acquaintance	Victim was stabbed to death by fellow worker.
08/20/98 Yarmouth	24	F	25	M	Hands	Acquaintance	Victim drowned after being pushed from bridge.
08/29/98 Skowhegan	2	M	27	F	Overheated auto	Son	Victim was left in running car.
09/03/98 Sanford	63	M	42	M	Knife	Acquaintance	Victim stabbed during robbery.
09/09/98 Brunswick	62	F	29	M	Blunt object	Mother	Victim bludgeoned to death by son.
10/21/98 Augusta	42	F	43	M	Handgun	Wife	Victim shot by husband, who then shot self (murder/suicide).
11/09/98 Danforth	43	M	42	M	Handgun	Acquaintance	Victim was shot.
11/14/98 Lebanon	42	F	29	M	Strangled	Former girlfriend	Victim was strangled.
12/07/98 Caribou	30 4 2	F F M	34	M	Handgun	Wife Daughter Son	Husband shot wife, then shot children, set a fire and then shot self (triple murder/suicide).
12/11/98 Southwest Harbor	32	F	34	M	Blunt trauma	Wife	Victim beaten to death.
12/18/98 Biddeford	79	F	18	M	Hands	Stranger	Victim beaten to death in her home during a burglary.



## MURDER AND NON-NEGLIGENT MANSLAUGHTER

Murder and non-negligent manslaughter are described by UCR as the willful (non-negligent) killing of one human being by another — or a death that results from the commission of another criminal act.

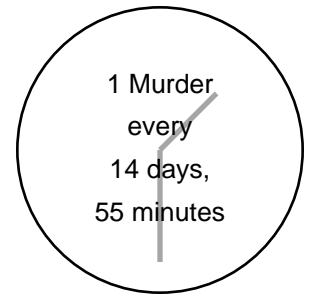
*Murder — “1. A person is guilty of murder if: A. He intentionally or knowingly causes the death of another human being; B. He engages in conduct which manifests a depraved indifference to the value of human life ...; or C. ... causes another human being to commit suicide by the use of force, duress or deception.” M.R.S.A. Title 17-A, § 201*

*Felony Murder — “1. A person is guilty of felony murder if acting alone or with one or more other persons in the commission or attempt to commit immediate flight after committing or attempting to commit ... [another felony offense], he or another participant in fact causes the death of another human being ...” M.R.S.A. Title 17-A, § 202*

*Manslaughter — “1. A person is guilty of manslaughter if he: B. ... causes the death of another human being ... while under the influence of extreme anger or extreme fear ...” M.R.S.A. Title 17-A, § 203*

Not included in the count for this offense classification are deaths caused by negligence, suicide, or accident. Although manslaughter by negligence is recorded on the “offenses known to police” form along with murder, it is not considered an index offense and is not discussed in this report. Attempts to murder or assaults to murder are scored as aggravated assaults and not murder.

### Crime Clock



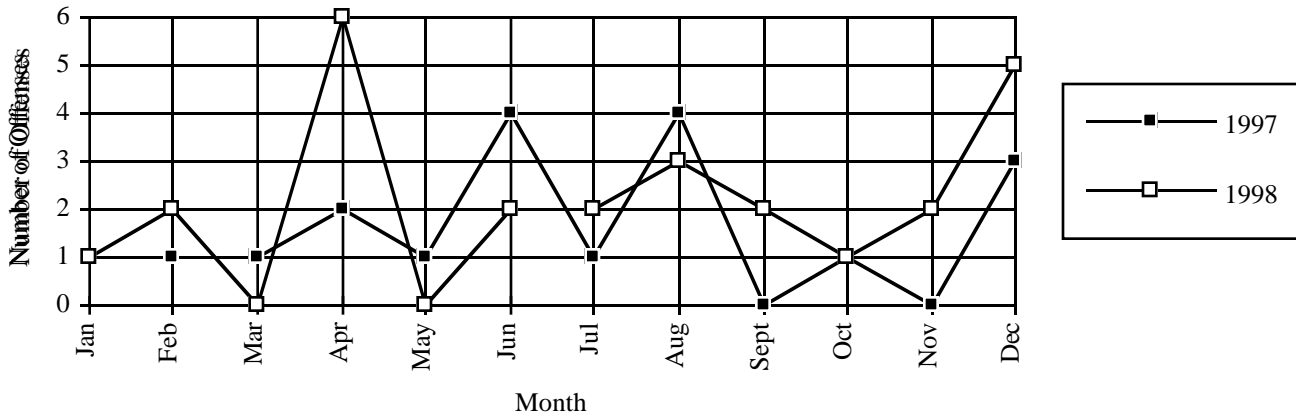
### Trend

Year	1994	1995	1996	1997	1998	1994-1998
Number reported	28	20	25	19	26	
% change from previous year	75.0%	-28.6%	25.0%	-24.0%	36.8%	
						% change -7.1%
Rate per 1,000	0.02	0.02	0.02	0.02	0.02	
% change from previous year	100.0%	—	—	—		
						% change —

### Characteristics — 1998

<b>Victim-Offender Relationship</b>		<b>Months of Highest Occurrence</b>	
Non-Stranger to Non-Stranger .....	88.5%	April .....	23.1%
Stranger to Stranger .....	11.5%	December .....	19.2%
Unknown .....	0.0%	August .....	11.5%
<b>Type of Weapon Used</b>		<b>Value of Property Stolen during Offense</b>	
Firearm .....	34.6%	Total .....	\$0.00
Knife/Cutting Instrument .....	19.2%	Per Incident Average .....	\$0.00
Other Dangerous Weapon .....	15.4%	<b>Clearance Rate</b>	
Hands, Fists, Feet .....	30.8%	25 Offenses Cleared .....	96.2%
Other/Undetermined .....	7.7%	Arrests/Crime Ratio .....	0.73

***Murder & Non-Negligent Manslaughter — Comparative  
Data 1997-1998***



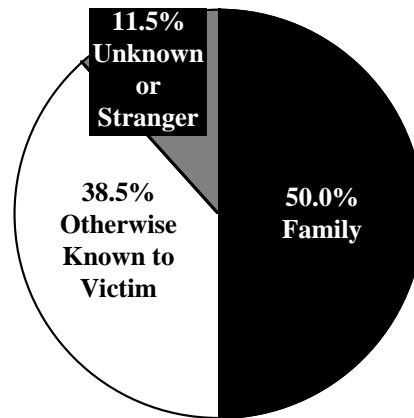
***Profile of Persons Arrested — 19 Arrests***

Age	Sex
17 and under.....5.3%	Male.....89.5%
18-24.....15.8%	Female.....10.5%
25-29.....42.1%	
30-34.....10.5%	
35-39.....10.5%	
40 and over.....15.8%	

5 offenders committed suicide

***Murder Distribution by Relationship (Victim to Offender)***

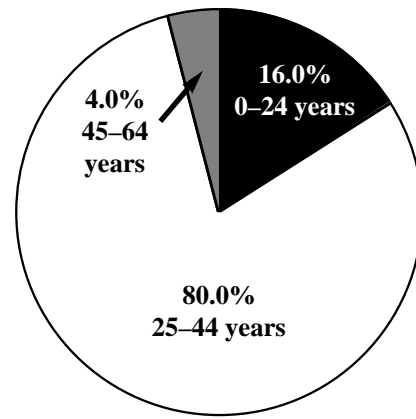
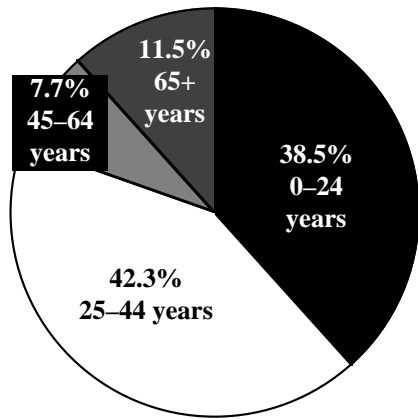
Relationship*	Number	% of Total
Wife	6	23.1%
Mother	1	3.8%
Son	2	7.7%
Daughter	2	7.7%
Stepdaughter	2	7.7%
<b>Total Family</b>	<b>13</b>	<b>50.0%</b>
Girlfriend/Boyfriend	2	7.7%
Acquaintance	8	30.8%
Stranger	3	11.5%
<b>Total Other</b>	<b>13</b>	<b>50.0%</b>
<b>TOTAL</b>	<b>26</b>	<b>100.0%</b>



\*Number of relationships may not agree with number of victims due to instances of multiple offenders or multiple victims.

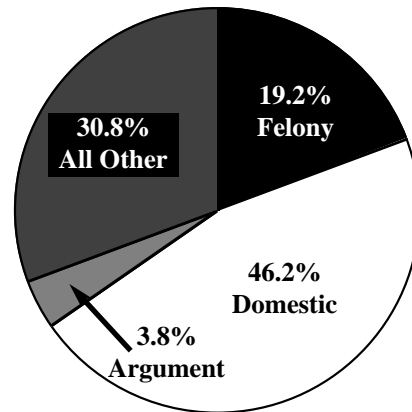
**Murder Distribution by Age and Sex**

Age of Victims	Male	Female	Total	Age of Offenders	Male	Female	Total
0-14 years	3	3	6	0-14 years	1	—	1
15-24 years	1	3	4	15-24 years	3	—	3
25-34 years	1	3	4	25-34 years	10	1	11
35-44 years	2	5	7	35-44 years	8	1	9
45-54 years	—	—	—	45-54 years	1	—	1
55-64 years	1	1	2	55-64 years	—	—	—
65+ years	1	2	3	65+ years	—	—	—
<b>Total</b>	<b>9</b>	<b>17</b>	<b>26</b>	<b>Total</b>	<b>23</b>	<b>2</b>	<b>25</b>



**Murder Distribution by Circumstances**

Circumstance**	Number	% of Total
Robbery	3	11.5%
Burglary	1	3.8%
Arson	1	3.8%
<b>Felony Total*</b>	<b>5</b>	<b>19.2%</b>
Domestic Conflict	12	46.2%
Argument	1	3.8%
Child Abuse/Neglect	4	15.4%
Other	4	15.4%
<b>Other than Felony Total</b>	<b>21</b>	<b>80.8%</b>
<b>TOTAL</b>	<b>26</b>	<b>100.0%</b>

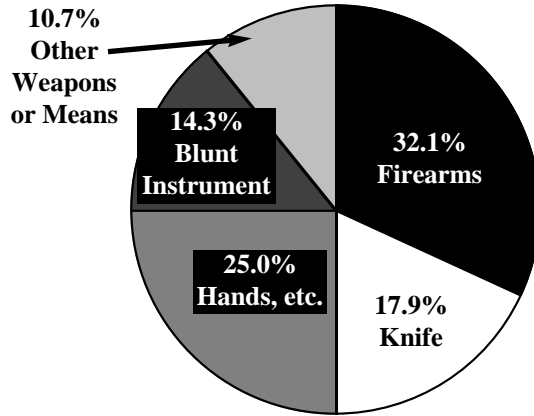


\*Felony murder is defined as a killing which occurs in conjunction with the commission of another crime such as a robbery, arson, sexual assault or other felonious activities.

\*\*Due to the unlimited set of possible circumstances surrounding homicides, it is difficult to provide a clear-cut or precise statistical category. In the intent of uniformity, the number of circumstance categories has been kept to a minimum. Caution is suggested in drawing generalizations from the data without more deliberate analysis. This table makes no attempt to analyze the motives of offenders, but rather to display general circumstances surrounding the events.

**Murder Distribution by Weapon**

Weapon	Number	% of Total
Firearm	1	3.6%
Handgun	8	28.6%
Knife, Cutting Instrument	5	17.9%
Hands, Fists, Feet	7	25.0%
Blunt Instrument	4	14.3%
Fire/Smoke Inhalation	1	3.6%
Strangled	1	3.6%
Other/Unknown	1	3.6%
<b>Total</b>	<b>28</b>	<b>100.0%</b>



**FORCIBLE RAPE**

Forcible rape is the carnal knowledge of a female forcibly and against her will.

*“A person is guilty of gross sexual assault if that person engages in a sexual act (direct genital contact) with another person and the person submits as a result of compulsion.” M.R.S.A. Title 17-A, § 253*

This category is broken down into two categories: Rape by Force, and Attempted Forcible Rape. Carnal abuse without force (statutory rape) and other sex offenses are not included.

Forcible rape differs from other violent crimes in that the victim, in many cases, is reluctant to report the offense to police. The investigation by police, medical examination, court procedure, embarrassment and fear of any accompanying stigma have a deterrent effect on the victim’s willingness to make the offense known to police.

**Crime Clock**



Maine has experienced increased availability in services such as rape crisis centers providing 24-hour hot lines and counselors, witness/victim assistants in district attorneys’ offices, improved medical practices and increased sensitivity by law enforcement personnel. The increased number of offenses identified in this report may be, in part, influenced by the increasing confidence of victims in the criminal justice system.

**Trend**

Year	1994	1995	1996	1997	1998	1994-1998
Number reported	315	268	266	254	229	
% change from previous year	-9.5%	-14.9%	-0.7%	-4.5%	-9.8%	
						% change -27.3%
Rate per 1,000	0.26	0.22	0.22	0.21	0.19	
% change from previous year	-7.1%	-15.4%	—	-4.5%	-9.5%	
						% change -26.9%

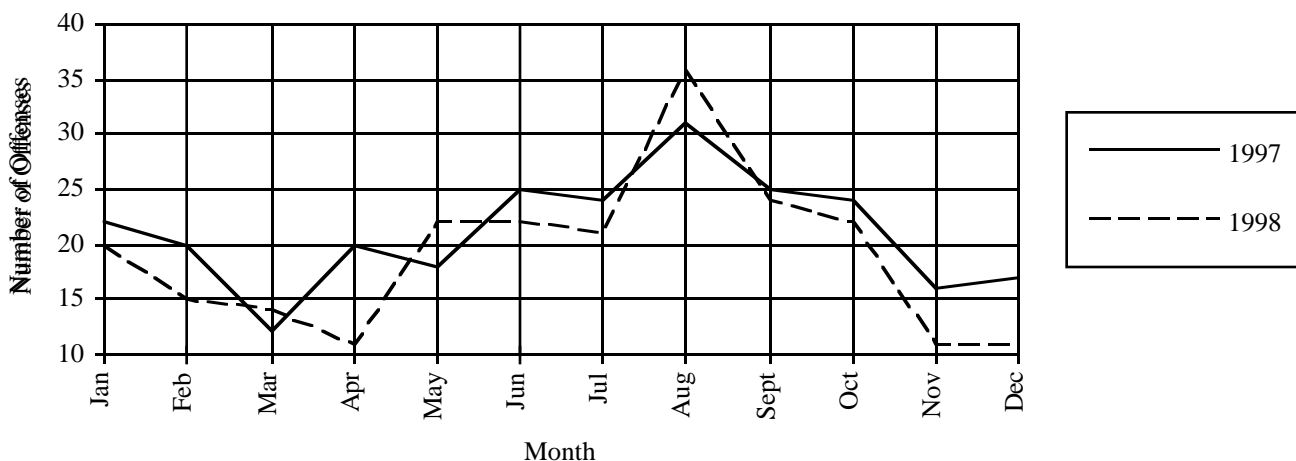
**Characteristics — 1998**

<b>Type of Offense</b>	
Rape by Force .....	90.8%
Attempts to Rape.....	9.2%
<b>Months of Highest Occurrence</b>	
August .....	15.7%
September .....	10.5%
May, June, October .....	9.6%
<b>Value of Property Stolen during Offense</b>	
Total.....	\$158.00
Per Incident Average .....	\$0.62
<b>Clearance Rate</b>	
81 Offenses Cleared .....	35.4%
Arrests/Crime Ratio.....	0.31

**Profile of Persons Arrested  
72 Arrests**

<b>Age</b>	
17 and under.....	20.8%
18-24.....	29.2%
25-29.....	6.9%
30-34.....	9.7%
35-39.....	12.5%
40 and over.....	20.8%
<b>Sex</b>	
Male.....	100.0%
Female.....	0.0%

**Rapes — Comparative Data 1997-1998**



**Rape by Type of Offense, 1997-1998**

	1997	1998	% change
Forcible Rape	234	208	-11.1%
Attempted Rape	20	21	+5.0%
<b>Totals</b>	<b>254</b>	<b>229</b>	<b>-9.8%</b>



## ROBBERY

Robbery is defined by UCR as “the felonious and forcible taking of the property of another against his will by violence or by putting him in fear.” All attempts to rob are included in the UCR report.

“1. A person is guilty of robbery if he commits or attempts to commit theft and at the time of his actions: A. He recklessly inflicts bodily injury on another; B. He threatens to use force against any person present with the intent (1) to prevent or overcome resistance to the taking of the property, ...; or (2) to compel the person in control of the property to give it up ...; C. He uses physical force on another with the intent enumerated in paragraph B, subparagraphs (1) and (2); D. He intentionally inflicts or attempts to inflict bodily injury on another; or E. He or an accomplice to his knowledge is armed with a dangerous weapon ...” M.R.S.A. Title 17-A, § 65, 1

### Crime Clock



ly inflicts or attempts to inflict bodily injury on another; or E. He or an accomplice to his knowledge is armed with a dangerous weapon ...” M.R.S.A. Title 17-A, § 65, 1

### Trend

Year	1994	1995	1996	1997	1998	1994-1998
Number reported	277	331	288	258	263	
% change from previous year	5.3%	19.5%	-13.0%	-10.4%	1.9%	
						% change -5.1%
Rate per 1,000	0.22	0.27	0.23	0.21	0.21	
% change from previous year	4.8%	22.7%	-14.8%	-8.7%	—	
						% change -4.5%

### Characteristics — 1998

Type of Weapon Used	Months of Highest Occurrence
Hands, Fists, Feet .....62.4%	July, October .....12.2%
Firearm .....14.1%	March, April .....10.3%
Knife/Cutting Instrument .....13.7%	December .....9.5%
Other Dangerous Weapon .....9.9%	
	<b>Value of Property Stolen during Offense</b>
<b>Place of Occurrence</b>	Total.....\$103,903.00
Street, Alley.....32.3%	Per Incident Average .....\$395.07
Business Establishment.....27.0%	
Residence .....20.9%	<b>Clearance Rate</b>
Miscellaneous.....17.9%	109 Offenses Cleared .....41.4%
Banks.....1.9%	Arrests/Crime Ratio.....0.56

**Profile of Persons Arrested**  
**146 Arrests**

---

**Age**

17 and under.....24.0%

18-24.....48.6%

25-29.....8.2%

30-34.....7.5%

35-39.....4.1%

40 and over.....7.5%

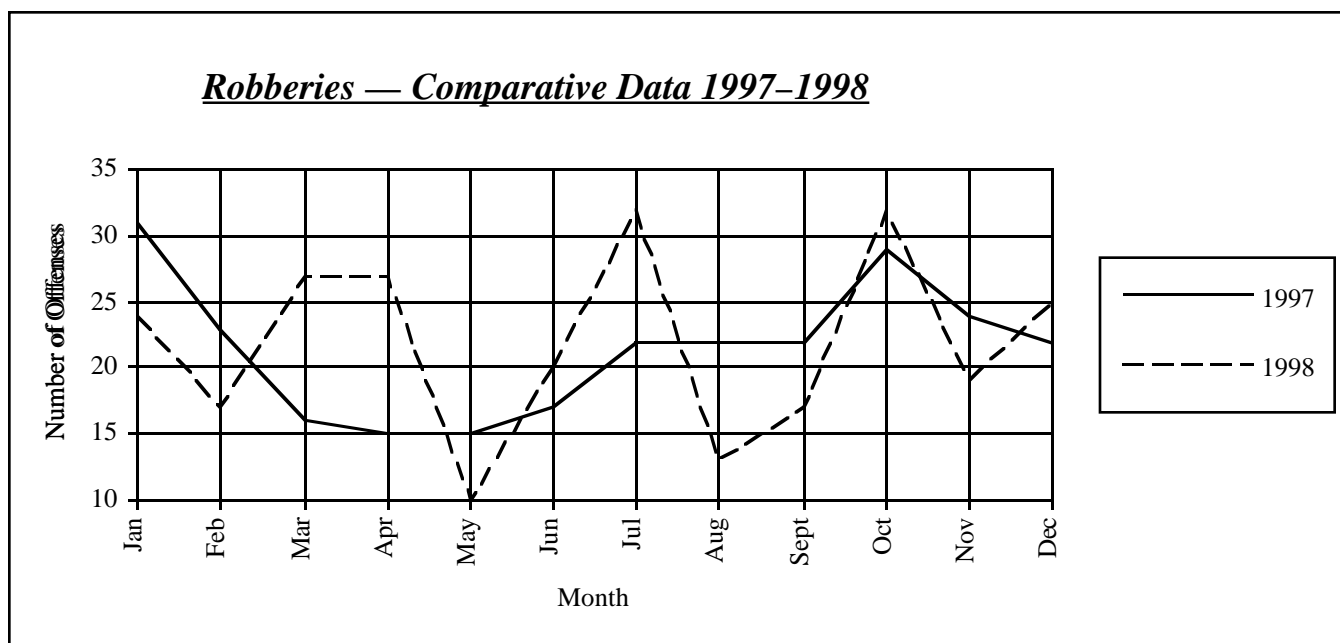
**Sex**

Male.....94.5%

Female.....5.5%

**Robbery by Weapon Type, 1997-1998**

	1997	1998	% change
Firearm	44	37	-15.9%
Knife	31	36	16.1%
Other Weapon	28	26	-7.1%
Strong Arm	155	164	5.8%
<b>Totals</b>	<b>258</b>	<b>263</b>	<b>1.9%</b>



**Robbery by Classification, 1997-1998**

Classification	Number of Offenses			Value Stolen		
	1997	1998	% change	1997	1998	% change
Highway	103	85	-17.5%	\$13,967.00	\$12,638.00	-9.5%
Commercial House	27	26	-3.7%	\$286,959.00	\$12,424.00	-95.7%
Gas/Service Station	7	4	-42.9%	\$3,336.00	\$3,977.00	+19.2%
Convenience Store	32	41	+28.1%	\$4,696.00	\$9,743.00	+107.5%
Residence	44	55	+25.0%	\$26,794.00	\$36,457.00	+36.1%
Bank/Lending Inst.	2	5	+150.0%	\$1,423.00	\$20,634.00	+1,350.0%
Miscellaneous	43	47	+9.3%	\$10,865.00	\$8,030.00	-26.1%
<b>Totals</b>	<b>258</b>	<b>263</b>	<b>+1.9%</b>	<b>\$348,040.00</b>	<b>\$103,093.00</b>	<b>-70.1%</b>



<i>Robbery Type by County</i>									
County		Highway	Commercial House	Gas Station	Convenience Store	Residence	Bank	Misc.	Total
<b>Androscoggin</b>									
	1998	15	1	1	4	10	1	9	41
	1997	13	—	1	2	12	1	7	36
<b>Aroostook</b>									
	1998	1	—	—	3	2	—	1	7
	1997	—	1	—	—	1	—	2	4
<b>Cumberland</b>									
	1998	30	11	3	17	22	3	20	106
	1997	66	16	4	14	19	1	6	126
<b>Franklin</b>									
	1998	—	—	—	—	—	—	1	1
	1997	—	—	—	—	—	—	—	0
<b>Hancock</b>									
	1998	—	1	—	1	—	—	—	2
	1997	—	—	—	—	—	—	1	1
<b>Kennebec</b>									
	1998	4	2	—	3	1	—	4	14
	1997	5	2	—	5	—	—	5	17
<b>Knox</b>									
	1998	1	4	—	—	—	—	—	5
	1997	1	1	—	1	—	—	3	6
<b>Lincoln</b>									
	1998	1	—	—	—	—	—	—	1
	1997	—	—	—	—	1	—	1	2
<b>Oxford</b>									
	1998	2	—	—	1	1	—	—	4
	1997	1	—	—	—	—	—	—	1
<b>Penobscot</b>									
	1998	14	3	—	7	6	1	3	34
	1997	9	2	—	4	6	—	4	25
<b>Piscataquis</b>									
	1998	—	—	—	1	—	—	—	1
	1997	—	—	1	—	—	—	—	1
<b>Sagadahoc</b>									
	1998	1	1	—	—	2	—	3	7
	1997	1	1	—	—	1	—	1	4
<b>Somerset</b>									
	1998	—	—	—	1	—	—	1	2
	1997	—	1	—	2	—	—	—	3
<b>Waldo</b>									
	1998	—	—	—	1	1	—	—	2
	1997	—	—	—	—	—	—	—	0
<b>Washington</b>									
	1998	—	—	—	1	1	—	—	2
	1997	—	—	—	—	—	—	1	1
<b>York</b>									
	1998	16	3	—	1	9	—	5	34
	1997	7	3	1	4	4	—	12	31



## AGGRAVATED ASSAULT

An aggravated assault is an attempt or offer, with unlawful force or violence, to do physical injury to another. This type of assault is usually accompanied by the use of a weapon or other means likely to produce death or serious bodily injury. Attempts are included since it is not necessary that an injury result when a gun, knife, or other weapon is used which could and probably would result in serious personal injury if the crime is successfully completed. Assaults with personal weapons (hands, fists, feet) are scored as aggravated if there is personal injury requiring more than simple first aid to treat.

### Crime Clock

1 Aggravated Assault every 8 hours, 20 minutes

*Aggravated Assault:* "1. A person is guilty of aggravated assault if he ... causes: A. Serious bodily injury to another; or, B. Bodily injury to another with use of a dangerous weapon; or, C. Bodily injury to another under circumstances manifesting extreme indifference to the value of human life." M.R.S.A. Title 17-A, § 208

*Assault while Hunting:* "1. A person is guilty of assault while hunting if ... he, with criminal negligence, causes bodily injury to another with the use of a dangerous weapon." M.R.S.A. Title 17-A, § 208-A

*Assault on an Officer:* "1. A person is guilty of assault on an officer if: A. ... causes bodily injury to a law enforcement officer while the officer is in the performance of his official duties; or, B. While in custody in a penal institution or other facility pursuant to an arrest or ... court order, he commits an assault on a member of the staff of the institution ..." M.R.S.A. Title 17-A, § 752-A

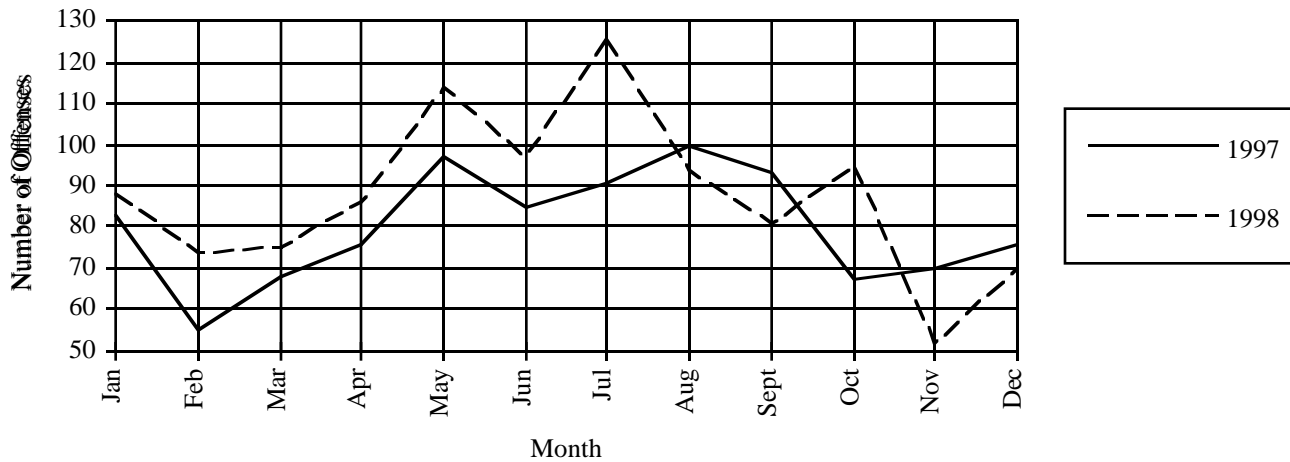
Not included in this class are simple (non-aggravated) assaults. Simple assaults are non-index offenses, although a record is kept of these assaults on an "offenses known to police" form. During 1998 there were 10,299 simple assaults reported (+0.5% from 1997), with a clearance rate of 78.3%. These simple assaults are included in the report of domestic assaults, and assaults on law enforcement officers.

<i>Trend</i>						
Year	1994	1995	1996	1997	1998	1994-1998
Number reported	978	1,021	970	961	1,052	
% change from previous year	3.5%	4.4%	-5.0%	-0.9%	9.5%	% change 7.6%
Rate per 1,000	0.79	0.83	0.79	0.78	0.85	
% change from previous year	2.6%	5.1%	-4.8%	-1.3%	9.0%	% change 7.6%

<i>Characteristics — 1998</i>	
<b>Type of Weapon Used</b>	
Hands, Fists, Feet .....	59.0%
Other Dangerous Weapons .....	26.0%
Knife/Cutting Instrument .....	11.6%
Firearms.....	3.3%
<b>Months of Highest Occurrence</b>	
July .....	12.0%
May .....	10.8%
June .....	9.2%
<b>Clearance Rate</b>	
738 Offenses Cleared .....	70.2%
Arrests/Crime Ratio.....	0.62

<i>Profile of Persons Arrested 651 Arrests</i>	
<b>Age</b>	
17 and under.....	18.0%
18-24.....	28.0%
25-29.....	17.4%
30-34.....	11.8%
35-39.....	11.2%
40 and over.....	13.7%
<b>Sex</b>	
Male.....	82.8%
Female.....	17.2%

***Aggravated Assaults — Comparative Data 1997–1998***



***Aggravated Assault by Weapon Type, 1997–1998***

	Firearm	Knife	Other Weapon	Strong Arm	Totals
<b>1997</b>	41	123	303	494	<b>961</b>
<b>1998</b>	35	122	274	621	<b>1,052</b>
<b>% change</b>	-14.6%	-0.8%	-9.6%	25.7%	<b>9.5%</b>

***DOMESTIC VIOLENCE***

Due to problems of abuse and domestic violence between family or household members, the 109th Maine Legislature enacted a law entitled “An Act Concerning Abuse between Household and Family Members.” The law, Chapter 578 of the Public Laws of 1979, mandates the reporting of domestic violence data by law enforcement agencies and the collection of such data (Title 19, § 770 [1]) by the Uniform Crime Reporting Unit, State Bureau of Identification, Department of Public Safety.

During 1998:

- Of a grand total of 11,351 reported assaults, 3,855 or 34.0% were identified as occurring between household

or family members.

- Domestic assaults decreased 8.7% (367 offenses) from the 1997 figure of 4,222.
- Law enforcement agencies cleared 3,457 domestic assaults for a clearance rate of 89.7%.
- Of the 3,855 domestic assaults, 97.1% involved personal weapons (hands, fists, feet).

**Crime Clock**



***Domestic Violence Assaults  
Comparison Data 1997–1998***

Situations/Relationships	1997 Number of Offenses	1997 % of Total	1998 Number of Offenses	1998 % of Total
<b>Male Assault on Female</b>				
Firearm	13	.3	10	.3
Knife, Cutting Instrument	17	.4	14	.4
Other Dangerous Weapon	26	.6	33	.9
Hands, Aggravated Injury	68	1.6	51	1.3
Hands, Not Aggravated	2,566	60.8	2,230	57.8
<b>Total Male Assault on Female</b>	<b>2,690</b>	<b>63.7</b>	<b>2,338</b>	<b>60.6</b>
<b>Female Assault on Male</b>				
Firearm	2	<.1	1	<.1
Knife, Cutting Instrument	17	.4	8	.2
Other Dangerous Weapon	10	.2	15	.4
Hands, Aggravated Injury	4	<.1	11	.3
Hands, Not Aggravated	430	10.2	406	10.5
<b>Total Female Assault on Male</b>	<b>463</b>	<b>11.0</b>	<b>441</b>	<b>11.4</b>
<b>Parent Assault on Child</b>				
Firearm	1	<.1	2	<.1
Knife, Cutting Instrument	1	<.1	1	<.1
Other Dangerous Weapon	6	.1	1	<.1
Hands, Aggravated Injury	9	.2	9	.2
Hands, Not Aggravated	281	6.7	217	5.6
<b>Total Parent Assault on Child</b>	<b>298</b>	<b>7.1</b>	<b>230</b>	<b>6.0</b>
<b>Child Assault on Parent</b>				
Firearm	1	<.1	—	<.1
Knife, Cutting Instrument	4	<.1	1	<.1
Other Dangerous Weapon	4	<.1	4	.1
Hands, Aggravated Injury	3	<.1	5	.1
Hands, Not Aggravated	257	6.1	203	5.3
<b>Total Child Assault on Parent</b>	<b>269</b>	<b>6.4</b>	<b>213</b>	<b>5.5</b>
<b>All Other Domestic Assaults</b>				
Firearm	4	<.1	1	<.1
Knife, Cutting Instrument	6	.1	4	.1
Other Dangerous Weapon	19	.5	16	.4
Hands, Aggravated Injury	21	.5	94	2.4
Hands, Not Aggravated	452	10.7	518	13.4
<b>Total All Other Domestic Assaults</b>	<b>502</b>	<b>11.9</b>	<b>633</b>	<b>16.4</b>
<b>Grand Total All Domestic Assaults</b>	<b>4,222</b>	<b>100.0</b>	<b>3,855</b>	<b>100.0</b>
<b>Domestic Assaults/Type of Weapon</b>				
Firearm	21	.5	14	.4
Knife, Cutting Instrument	45	1.1	28	.7
Other Dangerous Weapon	65	1.5	69	1.8
Hands, Aggravated Injury	105	2.5	170	4.4
Hands, Not Aggravated	3,986	94.4	3,574	92.7
<b>Total Domestic Assaults</b>	<b>4,222</b>	<b>100.0</b>	<b>3,855</b>	<b>100.0</b>
<b>Total All Domestic Assaults</b>	<b>4,222</b>	<b>37.7</b>	<b>3,855</b>	<b>34.0</b>
<b>Total All Reported Assaults</b>	<b>11,212</b>	<b>100.0</b>	<b>11,351</b>	<b>100.0</b>

***Breakdown of Reported Domestic Assaults by County, 1997–1998***

<b>County</b>	<b>1997 Number of Offenses</b>	<b>1997 Percent of Total</b>	<b>1998 Number of Offenses</b>	<b>1998 Percent of Total</b>	<b>Percent Change Offenses</b>
Androscoggin	308	7.3%	340	8.8%	10.4%
Aroostook	282	6.7%	225	5.8%	-20.2%
Cumberland	984	23.3%	895	23.2%	-9.0%
Franklin	92	2.2%	92	2.4%	—
Hancock	124	2.9%	119	3.1%	-4.0%
Kennebec	257	6.1%	181	4.7%	-29.6%
Knox	109	2.6%	116	3.0%	6.4%
Lincoln	82	1.9%	48	1.2%	-41.5%
Oxford	131	3.1%	132	3.4%	0.8%
Penobscot	528	12.5%	443	11.5%	-16.1%
Piscataquis	37	0.9%	41	1.1%	10.8%
Sagadahoc	214	5.1%	129	3.3%	-39.7%
Somerset	163	3.9%	207	5.4%	27.0%
Waldo	56	1.3%	80	2.1%	42.9%
Washington	119	2.8%	81	2.1%	-31.9%
York	736	17.4%	726	18.8%	-1.4%
<b>Totals</b>	<b>4,222</b>	<b>100.0%</b>	<b>3,855</b>	<b>100.0%</b>	<b>-8.7%</b>