

**HATE CRIME**

Commencing in 1992, law enforcement officers are to report hate crimes as a supplementary report to the UCR program. Under Title 25 sec. 1544, hate crimes are defined as those that “manifest evidence of prejudice based on race, religion, sexual orientation or ethnicity ...”. On June 26, 1997, disability bias was added to the definition of hate crime, creating two new categories: Anti-Mental Disability and Anti-Physical Disability. Maine’s hate crimes are further reported to the FBI as part of the federal Hate Crimes Statistics Act.

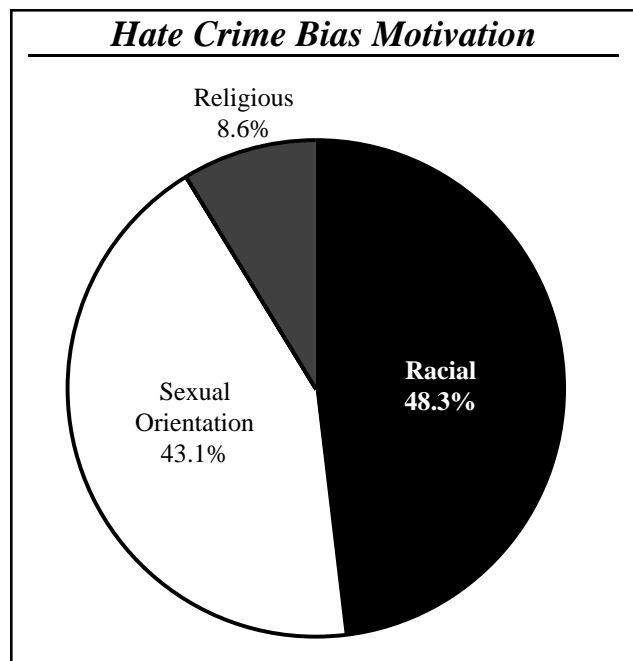
The reported number of hate crime incidents in Maine in 1997 was 58. These incidents involved 67 victims with at least 114 offenders, and resulted in a total of 78 offenses.

<b>Hate Crime 1997</b>	
Number of incidents.....	58
Number of victims.....	67
Number of offenders .....	114
Number of offenses.....	78

In 1997, the most commonly reported bias motivation was racial. The second largest percentage was sexual orientation, followed by religious hate crimes.

<b>Hate Crime Bias Motivation</b>						
<b>Bias Nature</b>	<b>Group %</b>	<b>Bias Type</b>	<b>Incidents</b>	<b>% of Total</b>		
Racial	48.3%	Anti-White	4	6.9%		
		Anti-Black	18	31.0%		
		Anti-American Indian/ Alaskan Native	1	1.7%		
		Anti-Asian/Pacific Islander	4	6.9%		
		Anti-Multi-Racial Group	1	1.7%		
		Sexual Orientation	43.1%	Anti-Male Homosexual	15	25.9%
				Anti-Female Homosexual	2	3.5%
		Anti-Homosexual (Male & Female)	7	12.1%		
		Anti-Heterosexual	1	1.7%		
		Anti-Bisexual	—	—		
Ethnicity, National Origin	—	Anti-Arab	—	—		
		Anti-Hispanic	—	—		
		Anti-Other Ethnic/ National Origin	—	—		
Religious	8.6%	Anti-Jewish	3	5.2%		
		Anti-Catholic	1	1.7%		
		Anti-Protestant	—	—		
		Anti-Islamic (Moslem)	—	—		
		Anti-Other Religion	1	1.7%		

<b>Hate Crime Bias Motivation (cont.)</b>				
<b>Bias Nature</b>	<b>Group %</b>	<b>Bias Type</b>	<b>Incidents</b>	<b>% of Total</b>
Religious	8.6%	Anti-Multi-Religious Group	—	—
		Anti-Atheist/ Agnostic	—	—
Disability	—	Anti-Mental Disability	—	—
		Anti-Physical Disability	—	—
Not Reported			—	—
Total	100.0%	Total	58	100.0%



The most frequently reported location of bias crimes in 1997 was residences and homes. The second most common locations were highways, roads, alleys and streets, and schools and colleges.

<b>Hate Crime Locations</b>		
<b>Location</b>	<b>Incidents</b>	<b>%</b>
Air/Bus/Train Terminal	1	1.7%
Bank/Savings and Loan	—	—
Bar/Nightclub	—	—
Church/Synagogue/Temple	2	3.5%
Commercial/Office Building	2	3.5%
Construction Site	—	—
Convenience Store	—	—
Department/Discount Store	—	—
Drug Store/Doctor’s Office/Hospital	—	—

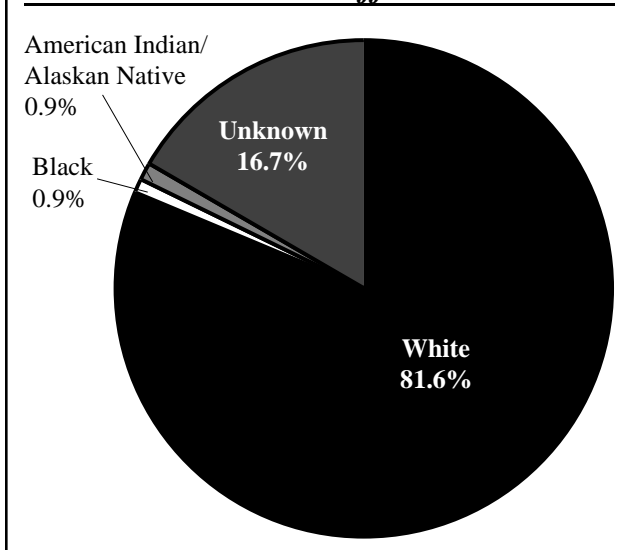
***Hate Crime Locations (cont.)***

Location	Incidents	%
Field/Woods	—	—
Government/Public Building	—	—
Grocery/Supermarket	—	—
Highway/Road/Street/Alley	16	27.6%
Hotel/Motel	—	—
Jail/Prison	—	—
Lake/Waterway	—	—
Liquor Store	—	—
Parking Lot/Garage	—	—
Rental Storage Facility	—	—
Residence/Home	18	31.0%
Restaurant	2	3.5%
School/College	16	27.6%
Service/Gas Station	—	—
Specialty Store	—	—
Other/Unknown	1	1.7%
<b>Total</b>	<b>58</b>	<b>100.1%</b>

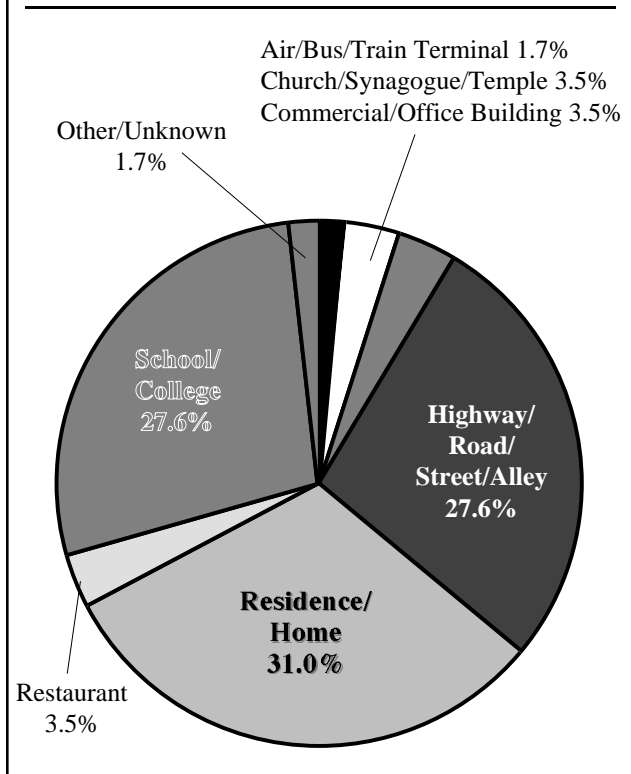
***Hate Crime Offenders by Race (cont.)***

Suspected Offenders' Race	No.	% of Total
American Indian/Alaskan Native	1	0.9%
Asian/Pacific Islander	—	—
Multi-Racial Group	—	—
Unknown	19	16.7%
<b>Total</b>	<b>114</b>	<b>100.1%</b>

***Hate Crime Offenders***



***Hate Crime Locations***



The most common race of suspected offender of hate crimes was white.

***Hate Crime Offenders by Race***

Suspected Offenders' Race	No.	% of Total
White	93	81.6%
Black	1	0.9%

***Hate Crime Offenses by Victim Type***

Victim Type	No.	% of Total
Individual	59	88.1%
Business	1	1.5%
Financial Institution	—	—
Government	—	—
Religious Organization	2	3.0%
Society/Public	4	6.0%
Other	1	1.5%
Unknown	—	—
Not Reported	—	—
<b>Total</b>	<b>67</b>	<b>100.1%</b>

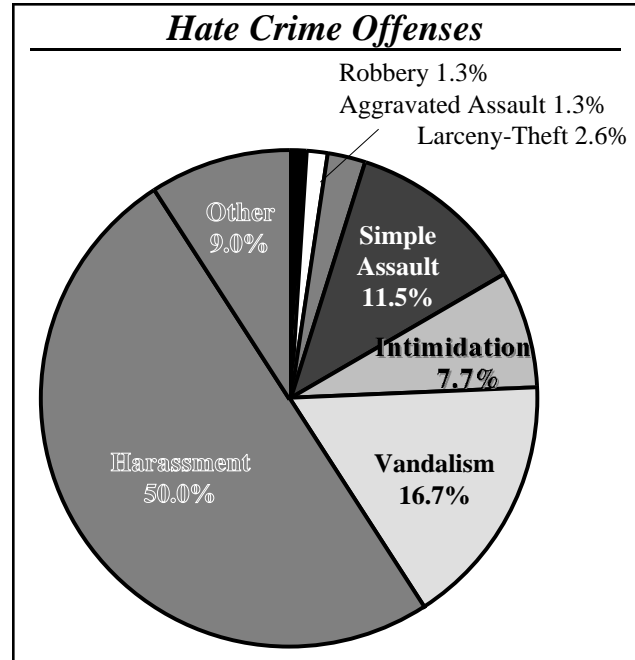
Offense information in the hate crime data collection program are defined in accordance with federal Uniform Crime Reporting definitions and do not necessarily conform to Maine state definitions. Complete offense definitions are available in the appendix to this publication.

Hate crime offense information falls into the eight

index crimes — murder, rape, robbery, aggravated assault, burglary, larceny-theft, motor vehicle theft, and arson — plus the non-index crimes of simple assault, intimidation and vandalism. Additionally, Maine’s hate crime reporting statute provides for the reporting of harassment as a supplemental offense category.

Offense	Volume	% of Total
Murder	—	—
Rape	—	—
Robbery	1	1.3%
Aggravated Assault	1	1.3%
Burglary	—	—
Larceny-Theft	2	2.6%
Motor Vehicle Theft	—	—
Arson	—	—
Simple Assault	9	11.5%
Intimidation	6	7.7%
Vandalism	13	16.7%
Harassment*	39	50.0%
Other	7	9.0%
<b>Total</b>	<b>78</b>	<b>100.1%</b>

\*Harassment not included as a federal hate crime offense.



**Offenses Reported by Agency**

<b>Augusta Police Dept.</b> 1 Simple Assault Anti-White 2 Simple Assault Anti-Male Homosexual (Gay) 3 Harassment Anti-Black 1 Harassment Anti-White 5 Harassment Anti-Male Homosexual (Gay) 2 Intimidation Anti-Black 2 Larceny/Theft Anti-Male Homosexual (Gay) 1 Other Offenses Anti-Black 1 Robbery Anti-Male Homosexual (Gay) 1 Vandalism Anti-Black	<b>Limestone Police Dept.</b> 1 Harassment Anti-White <b>Lincoln Police Dept.</b> 1 Vandalism Anti-Male Homosexual (Gay) <b>Millinocket Police Dept.</b> 1 Intimidation Anti-Black <b>Penobscot Sheriff’s Office</b> 1 Harassment Anti-Black <b>Portland Police Dept.</b> 1 Aggravated Assault Anti-Male Homosexual (Gay) 2 Simple Assault Anti-Black 2 Simple Assault Anti-Male Homosexual (Gay) 6 Harassment Anti-Black 1 Harassment Anti-White 1 Harassment Anti-American Indian/Alaskan Native 3 Harassment Anti-Asian/Pacific Islander 1 Harassment Anti-Multi-Racial Group 5 Harassment Anti-Male Homosexual (Gay) 1 Harassment Anti-Female Homosexual (Lesbian) 1 Intimidation Anti-Female Homosexual (Lesbian)	<b>Rockland Police Dept.</b> 1 Vandalism Anti-Catholic <b>Rumford Police Dept.</b> 1 Intimidation Anti-Asian/Pacific Islander <b>Topsham Police Dept.</b> 1 Harassment Anti-Black 1 Intimidation Anti-Black <b>UMO Police Dept.</b> 2 Harassment Anti-Black 1 Harassment Anti-Homosexual (Gay and Lesbian) 2 Other Offenses Anti-Homosexual (Gay and Lesbian) 1 Other Offenses Anti-Black 4 Vandalism Anti-Homosexual (Gay and Lesbian) <b>Washington Sheriff’s Office</b> 1 Harassment Anti-Male Homosexual (Gay) <b>Windham Police Dept.</b> 1 Simple Assault Anti-Jewish 1 Harassment Anti-Jewish
<b>Cape Elizabeth Police Dept.</b> 2 Vandalism Anti-Other Religion <b>Farmington Police Dept.</b> 1 Harassment Anti-Black <b>Hallowell Police Dept.</b> 1 Harassment Anti-Male Homosexual (Gay) <b>Jay Police Dept.</b> 1 Harassment Anti-Female Homosexual (Lesbian) <b>Lewiston Police Dept.</b> 1 Simple Assault Anti-Heterosexual 1 Harassment Anti-Male Homosexual (Gay) 1 Other Offenses Anti-Male Homosexual (Gay)	<b>17 Agencies</b>	<b>78 Offenses</b>