

**HATE CRIME**

Commencing in 1992, law enforcement officers are to report hate crimes as a supplementary report to the UCR program. Under Title 25 sec. 1544, hate crimes are defined as those that “manifest evidence of prejudice based on race, religion, sexual orientation or ethnicity ...”. Maine’s hate crimes are further reported to the FBI as part of the federal Hate Crimes Statistics Act.

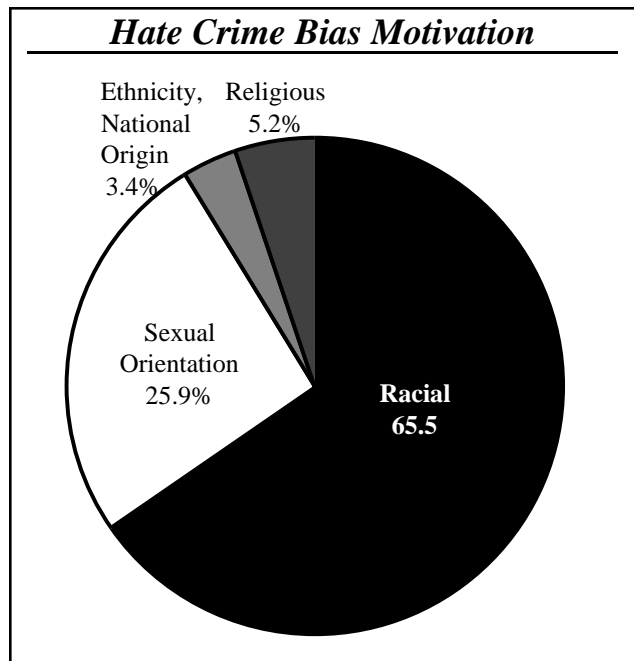
The reported number of hate crime incidents in Maine in 1996 was 60. These incidents involved 74 victims with at least 117 offenders, and resulted in a total of 84 offenses.

<i>Hate Crime 1996</i>	
Number of incidents.....	60
Number of victims.....	74
Number of offenders .....	117
Number of offenses .....	84

In 1996, the most commonly reported bias motivation was racial. The second largest percentage was sexual orientation, followed by religious and ethnic/national origin hate crimes.

<i>Hate Crime Bias Motivation</i>				
Bias Nature	Group %	Bias Type	Incidents	% of Total
Racial	65.5%	Anti-White	2	3.4%
		Anti-Black	25	43.1%
		Anti-American Indian/ Alaskan Native	—	—
		Anti-Asian/Pacific Islander	8	13.8%
		Anti-Multi-Racial Group	3	5.2%
		Sexual Orientation	25.9%	Anti-Male Homosexual
		Anti-Female Homosexual	3	5.2%
		Anti-Homosexual (Male & Female)	1	1.7%
		Anti-Heterosexual	—	—
		Anti-Bisexual	—	—
Ethnicity, National Origin	3.4%	Anti-Arab	—	—
		Anti-Hispanic	2	3.4%
		Anti-Other Ethnic/ National Origin	—	—
Religious	5.2%	Anti-Jewish	2	3.4%
		Anti-Catholic	—	—
		Anti-Protestant	1	1.7%
		Anti-Islamic (Moslem)	—	—
		Anti-Other Religion	—	—

<i>Hate Crime Bias Motivation (cont.)</i>				
Bias Nature	Group %	Bias Type	Incidents	% of Total
Religious	5.2%	Anti-Multi-Religious Group	—	—
		Anti-Atheist/ Agnostic	—	—
		Not Reported	—	—
Total	100.0%	Total	58	100.0%



The most frequently reported location of bias crimes in 1996 was residences and homes. The second most common location was highways, roads, alleys and streets.

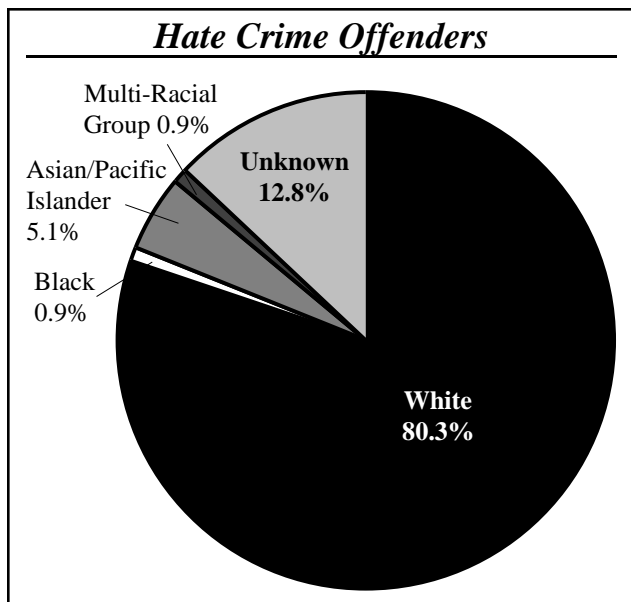
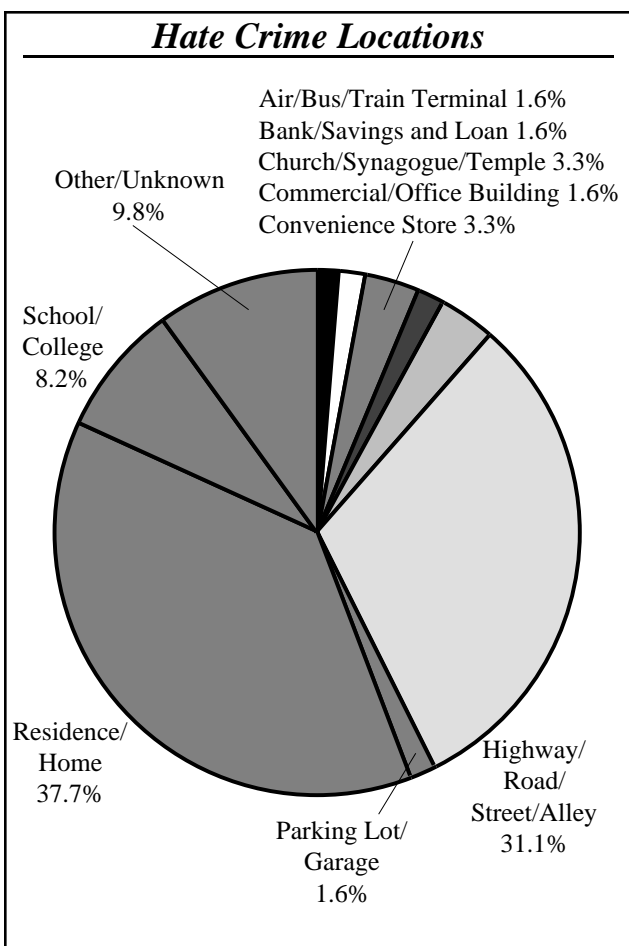
<i>Hate Crime Locations</i>		
Location	Incidents	%
Air/Bus/Train Terminal	1	1.6%
Bank/Savings and Loan	1	1.6%
Bar/Nightclub	—	—
Church/Synagogue/Temple	2	3.3%
Commercial/Office Building	1	1.6%
Construction Site	—	—
Convenience Store	2	3.3%
Department/Discount Store	—	—
Drug Store/Doctor’s Office/Hospital	—	—
Field/Woods	—	—
Government/Public Building	—	—
Grocery/Supermarket	—	—
Highway/Road/Street/Alley	19	31.1%
Hotel/Motel	—	—

***Hate Crime Locations (cont.)***

Location	Incidents	%
Jail/Prison	—	—
Lake/Waterway	—	—
Liquor Store	—	—
Parking Lot/Garage	1	1.6%
Rental Storage Facility	—	—
Residence/Home	23	37.7%
Restaurant	—	—
School/College	5	8.2%
Service/Gas Station	—	—
Specialty Store	—	—
Other/Unknown	6	9.8%
<b>Total</b>	<b>61</b>	<b>100.0%</b>

***Hate Crime Offenders by Race (cont.)***

Suspected Offenders' Race	No.	% of Total
American Indian/Alaskan Native	—	—
Asian/Pacific Islander	6	5.1%
Multi-Racial Group	1	0.9%
Unknown	15	12.8%
<b>Total</b>	<b>117</b>	<b>100.0%</b>



The most common race of suspected offender of hate crimes was white.

Information on the victims of hate crimes is limited to victim type. While bias motivation information identifies the offender's bias, it is important to note that the victim may not actually belong to the group the offender sought to harm. For this reason, information on the victims' actual group membership is not recorded.

Victim type, in the hate crime data collection program is listed as: individual, business, financial institution, government, religious organization, society/public, other and unknown. Of these victim types, individuals were reported to be the main hate crime target.

***Hate Crime Offenders by Race***

Suspected Offenders' Race	No.	% of Total
White	94	80.3%
Black	1	0.9%

***Hate Crime Offenses by Victim Type***

Victim Type	No.	% of Total
Individual	69	93.2%
Business	1	1.4%
Financial Institution	—	—
Government	—	—
Religious Organization	3	4.1%
Society/Public	1	1.4%
Other	—	—
Unknown	—	—
Not Reported	—	—
<b>Total</b>	<b>74</b>	<b>100.1%</b>

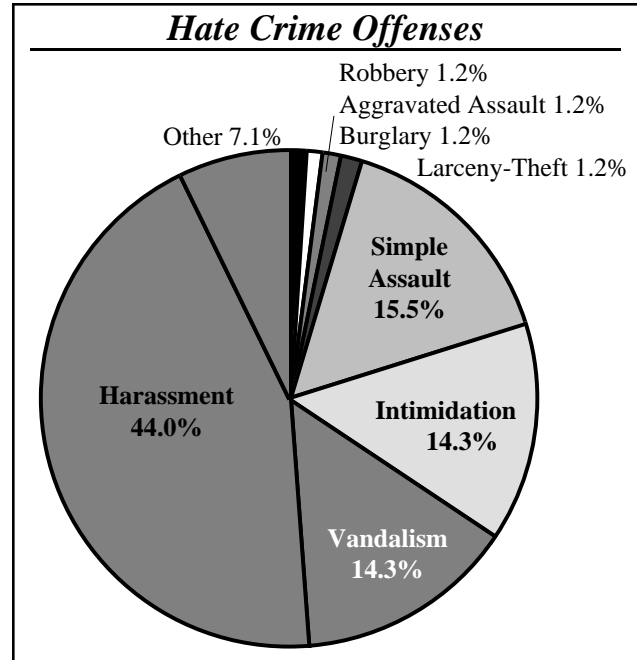
Offense information in the hate crime data collection program are defined in accordance with federal Uniform Crime Reporting definitions and do not necessarily conform to Maine state definitions. Complete offense definitions are available in the appendix to this publication.

Hate crime offense information falls into the eight

index crimes — murder, rape, robbery, aggravated assault, burglary, larceny-theft, motor vehicle theft, and arson — plus the non-index crimes of simple assault, intimidation and vandalism. Additionally, Maine’s hate crime reporting statute provides for the reporting of harassment as a supplemental offense category.

Offense	Volume	% of Total
Murder	—	—
Rape	—	—
Robbery	1	1.2%
Aggravated Assault	1	1.2%
Burglary	1	1.2%
Larceny-Theft	1	1.2%
Motor Vehicle Theft	—	—
Arson	—	—
Simple Assault	13	15.5%
Intimidation	12	14.3%
Vandalism	12	14.3%
Harassment*	37	44.0%
Other	6	7.1%
<b>Total</b>	<b>84</b>	<b>100.0%</b>

\*Harassment not included as a federal hate crime offense.



**Offenses Reported by Agency**

Agency	Offense	Target
<b>Augusta Police Dept.</b>	1 Simple Assault	Anti-Black
	3 Harassment	Anti-Black
	1 Harassment	Anti-Multi-Racial Group
	1 Harassment	Anti-Male Homosexual (Gay)
	1 Harassment	Anti-Female Homosexual (Lesbian)
	2 Intimidation	Anti-Black
	1 Intimidation	Anti-Male Homosexual (Gay)
	3 Other Offenses	Anti-Black
	1 Other Offenses	Anti-Male Homosexual (Gay)
	1 Robbery	Anti-Black
<b>Cumberland Police Dept.</b>	1 Intimidation	Anti-Male Homosexual (Gay)
	1 Harassment	Anti-Male Homosexual (Gay)
<b>Hallowell Police Dept.</b>	1 Harassment	Anti-Male Homosexual (Gay)
	1 Harassment	Anti-Male Homosexual (Gay)
<b>Lewiston Police Dept.</b>	1 Simple Assault	Anti-Black
	1 Simple Assault	Anti-Asian/Pacific Islander
	2 Harassment	Anti-Black
	2 Intimidation	Anti-Black
	1 Other Offenses	Anti-White
	1 Vandalism	Anti-Black/Anti-Male Homosexual (Gay)
	1 Vandalism	Anti-Black/Anti-Male Homosexual (Gay)
<b>Livermore Falls Police Dept.</b>	1 Harassment	Anti-Male Homosexual (Gay)
	1 Simple Assault	Anti-Multi-Racial Group
	1 Intimidation	Anti-Hispanic
	1 Harassment	Anti-Protestant
	1 Larceny-Theft	Anti-Protestant
	1 Other	Anti-Other Ethnicity/National Origin
	1 Vandalism	Anti-Black
	1 Simple Assault	Anti-Male Homosexual (Gay)
	1 Aggravated Assault	Anti-Black
	2 Simple Assault	Anti-Black
1 Simple Assault	Anti-White	
1 Simple Assault	Anti-Hispanic	
3 Simple Assault	Anti-Male Homosexual (Gay)	
1 Simple Assault	Anti-Female Homosexual (Lesbian)	
1 Burglary	Anti-Asian/Pacific Islander	
13 Harassment	Anti-Black	
5 Harassment	Anti-Asian/Pacific Islander	
1 Harassment	Anti-Multi-Racial Group	
1 Harassment	Anti-Other Religion	
1 Harassment	Anti-Hispanic	
4 Harassment	Anti-Male Homosexual (Gay)	
1 Harassment	Anti-Female Homosexual (Lesbian)	
2 Intimidation	Anti-Black	
2 Intimidation	Anti-Asian	
1 Vandalism	Anti-White	
3 Vandalism	Anti-Asian/Pacific Islander	
2 Vandalism	Anti-Jewish	
2 Vandalism	Anti-Other Religion	
1 Vandalism	Anti-Female Homosexual (Lesbian)	
1 Intimidation	Anti-Male Homosexual (Gay)	
1 Vandalism	Anti-Male Homosexual (Gay)	

**11 Agencies      84 Offenses**