

HATE CRIME

Commencing in 1992, law enforcement officers are to report hate crimes as a supplementary report to the UCR program. Under Title 25 sec. 1544, hate crimes are defined as those that “manifest evidence of prejudice based on race, religion, sexual orientation or ethnicity ...”. Maine’s hate crimes are further reported to the FBI as part of the federal Hate Crimes Statistics Act.

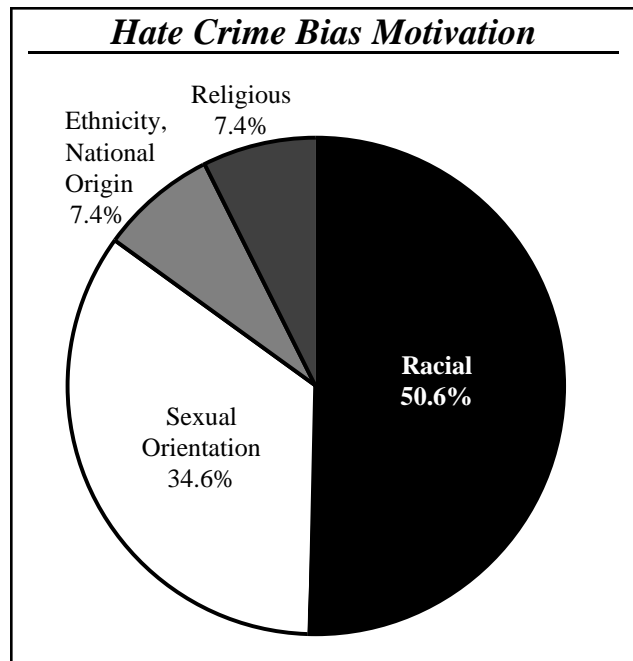
The reported number of hate crime incidents in Maine in 1995 was 76. These incidents involved 97 victims with at least 117 offenders, and resulted in a total of 97 offenses.

<i>Hate Crime 1995</i>	
Number of incidents.....	76
Number of victims.....	97
Number of offenders	117
Number of offenses.....	97

In 1995, the most commonly reported bias motivation was racial. The second largest percentage was sexual orientation, followed by religious and ethnic/national origin hate crimes.

<i>Hate Crime Bias Motivation</i>				
Bias Nature	Group %	Bias Type	Incidents	% of Total
Racial	50.6%	Anti-White	2	2.5%
		Anti-Black	36	44.4%
		Anti-American Indian/ Alaskan Native	—	—
		Anti-Asian/Pacific Islander	3	3.7%
		Anti-Multi-Racial Group	—	—
		Sexual Orientation	34.6%	Anti-Male Homosexual
		Anti-Female Homosexual	4	4.9%
		Anti-Homosexual (Male & Female)	2	2.5%
		Anti-Heterosexual	—	—
		Anti-Bisexual	—	—
Ethnicity, National Origin	7.4%	Anti-Arab	—	—
		Anti-Hispanic	4	4.9%
		Anti-Other Ethnic/ National Origin	2	2.5%
Religious	7.4%	Anti-Jewish	5	6.2%
		Anti-Catholic	—	—
		Anti-Protestant	—	—
		Anti-Islamic (Moslem)	1	1.2%
		Anti-Other Religion	—	—

<i>Hate Crime Bias Motivation (cont.)</i>				
Bias Nature	Group %	Bias Type	Incidents	% of Total
Religious	7.4%	Anti-Multi-Religious Group	—	—
		Anti-Atheist/ Agnostic	—	—
		Not Reported	—	—
Total	100.0%	Total	81	100.0%



The most frequently reported location of bias crimes in 1995 was highways, roads, alleys and streets. The second most common location was residences and homes.

<i>Hate Crime Locations</i>		
Location	Incidents	%
Air/Bus/Train Terminal	—	—
Bank/Savings and Loan	—	—
Bar/Nightclub	4	5.3%
Church/Synagogue/Temple	—	—
Commercial/Office Building	2	2.6%
Construction Site	—	—
Convenience Store	—	—
Department/Discount Store	1	1.3%
Drug Store/Doctor’s Office/Hospital	—	—
Field/Woods	—	—
Government/Public Building	2	2.6%
Grocery/Supermarket	2	2.6%
Highway/Road/Street/Alley	26	34.2%
Hotel/Motel	—	—

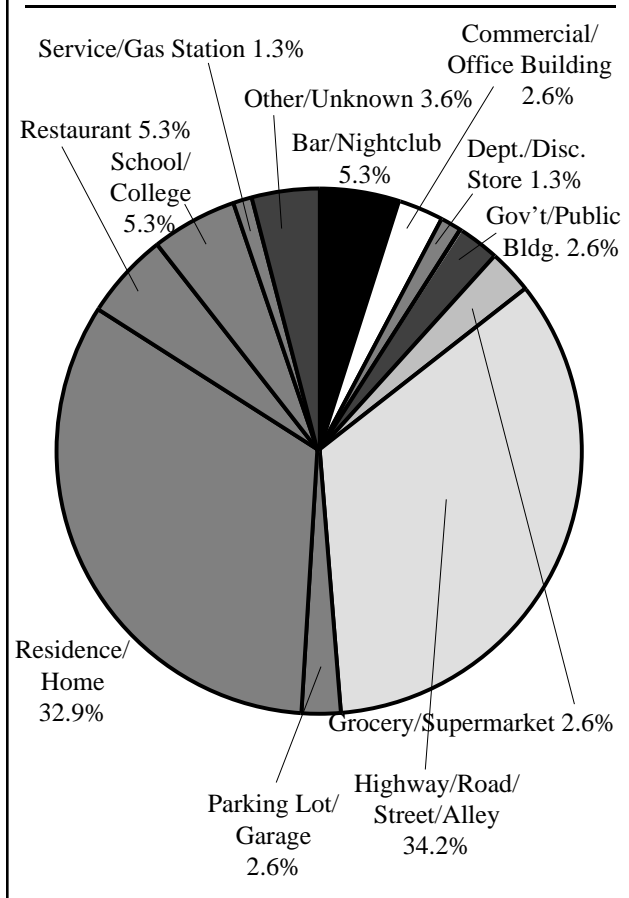
Hate Crime Locations (cont.)

Location	Incidents	%
Jail/Prison	—	—
Lake/Waterway	—	—
Liquor Store	—	—
Parking Lot/Garage	2	2.6%
Rental Storage Facility	—	—
Residence/Home	25	32.9%
Restaurant	4	5.3%
School/College	4	5.3%
Service/Gas Station	1	1.3%
Specialty Store	—	—
Other/Unknown	3	3.9%
Total	76	100.0%

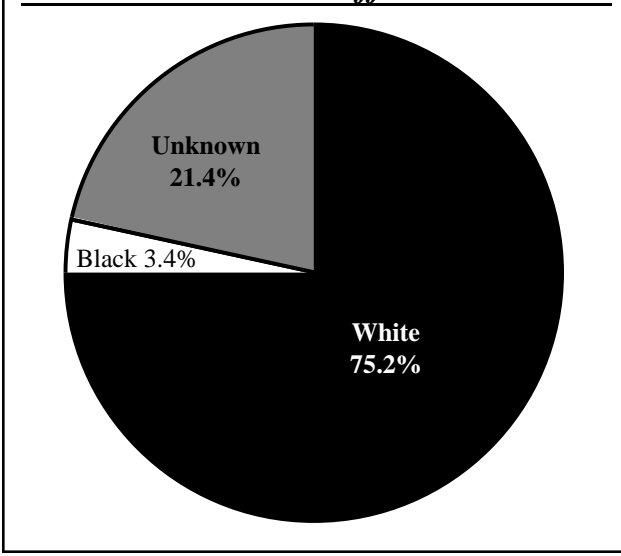
Hate Crime Offenders by Race (cont.)

Suspected Offenders' Race	No.	% of Total
American Indian/Alaskan Native	—	—
Asian/Pacific Islander	—	—
Multi-Racial Group	—	—
Unknown	25	21.4%
Total	117	100.0%

Hate Crime Locations



Hate Crime Offenders



The most common race of suspected offender of hate crimes was white.

Information on the victims of hate crimes is limited to victim type. While bias motivation information identifies the offender's bias, it is important to note that the victim may not actually belong to the group the offender sought to harm. For this reason, information on the victims' actual group membership is not recorded.

Victim type, in the hate crime data collection program is listed as: individual, business, financial institution, government, religious organization, society/public, other and unknown. Of these victim types, individuals were reported to be the main hate crime target.

Hate Crime Offenders by Race

Suspected Offenders' Race	No.	% of Total
White	88	75.2%
Black	4	3.4%

Hate Crime Offenses by Victim Type

Victim Type	No.	% of Total
Individual	86	88.7%
Business	2	2.1%
Financial Institution	—	—
Government	1	1.0%
Religious Organization	—	—
Society/Public	6	6.2%
Other	—	—
Unknown	2	2.1%
Not Reported	—	—
Total	97	100.1%

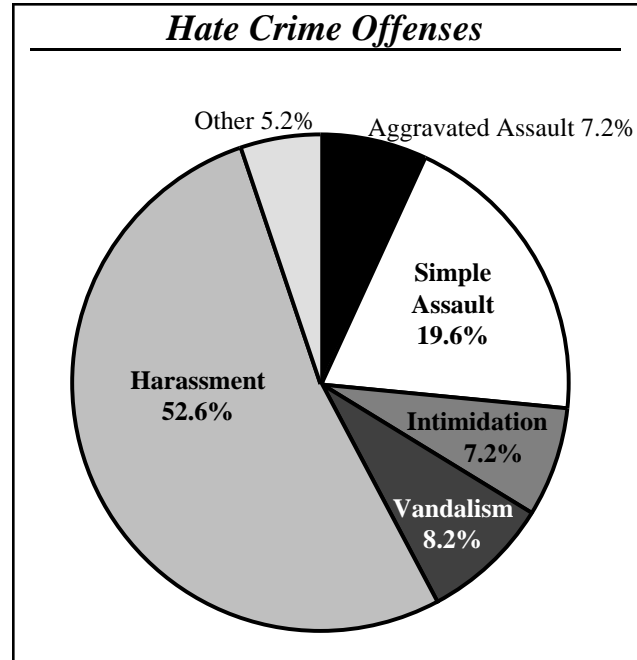
Offense information in the hate crime data collection program are defined in accordance with federal Uniform Crime Reporting definitions and do not necessarily conform to Maine state definitions. Complete offense definitions are available in the appendix to this publication.

Hate crime offense information falls into the eight

index crimes — murder, rape, robbery, aggravated assault, burglary, larceny-theft, motor vehicle theft, and arson — plus the non-index crimes of simple assault, intimidation and vandalism. Additionally, Maine’s hate crime reporting statute provides for the reporting of harassment as a supplemental offense category.

Offense	Volume	% of Total
Murder	—	—
Rape	—	—
Robbery	—	—
Aggravated Assault	7	7.2%
Burglary	—	—
Larceny-Theft	—	—
Motor Vehicle Theft	—	—
Arson	—	—
Simple Assault	19	19.6%
Intimidation	7	7.2%
Vandalism	8	8.2%
Harassment*	51	52.6%
Other	5	5.2%
Total	97	100.0%

*Harassment not included as a federal hate crime offense.



Offenses Reported by Agency

Auburn Police Dept.

- 1 Simple Assault Anti-Black
- 1 Harassment Anti-Jewish
- 1 Intimidation Anti-Black
- 1 Intimidation Anti-Jewish

Augusta Police Dept.

- 2 Aggravated Assault Anti-Male Homosexual (Gay)
- 1 Simple Assault Anti-Black
- 1 Simple Assault Anti-Female Homosexual (Lesbian)
- 6 Simple Assault Anti-Male Homosexual (Gay)
- 2 Harassment Anti-Black
- 1 Harassment Anti-Asian/Pacific Islander
- 1 Harassment Anti-Islamic (Moslem)
- 3 Harassment Anti-Male Homosexual (Gay)
- 3 Intimidation Anti-Male Homosexual (Gay)
- 1 Other Offenses Anti-Male Homosexual (Gay)
- 1 Vandalism Anti-Black
- 1 Vandalism Anti-Black/Anti-Jewish

Farmington Police Dept.

- 1 Simple Assault Anti-Black
- 1 Simple Assault Anti-Male Homosexual (Gay)
- 2 Harassment Anti-Black
- 1 Harassment Anti-Male Homosexual (Gay)

Kennebunkport Police Dept.

- 1 Harassment Anti-Male Homosexual (Gay)

Knox County Sheriff's Office

- 1 Harassment Anti-Male Homosexual (Gay)

Lewiston Police Dept.

- 2 Harassment Anti-Black
- 1 Harassment Anti-White/Anti-Black
- 2 Vandalism Anti-Black
- 1 Vandalism Anti-Jewish

Old Orchard Beach Police Dept.

- 3 Harassment Anti-Black
- 1 Harassment Anti-Black/Anti-Hispanic
- 1 Harassment Anti-Asian/Pacific Islander
- 1 Harassment Anti-Hispanic
- 1 Harassment Anti-Homosexual (Gay and Lesbian)
- 1 Other Offenses Anti-Black
- 1 Vandalism Anti-Asian/Pacific Islander

Penobscot County Sheriff's Office

- 1 Simple Assault Anti-Jewish
- 1 Simple Assault Anti-Hispanic
- 1 Intimidation Anti-Hispanic

Portland Police Dept.

- 2 Aggravated Assault Anti-Black
- 2 Aggravated Assault Anti-Male Homosexual (Gay)
- 1 Aggravated Assault Anti-Female Homosexual (Lesbian)

- 1 Simple Assault Anti-Black
- 1 Simple Assault Anti-Male Homosexual (Gay)
- 13 Harassment Anti-Black
- 1 Harassment Anti-White
- 1 Harassment Anti-Asian/Pacific Islander
- 2 Harassment Anti-Other Ethnicity/National Origin
- 8 Harassment Anti-Male Homosexual (Gay)
- 1 Harassment Anti-Female Homosexual (Lesbian)
- 2 Other Offenses Anti-Black
- 1 Other Offenses Anti-Jewish
- 2 Vandalism Anti-Black

Presque Isle Police Dept.

- 1 Simple Assault Anti-Male Homosexual (Gay)

Rockland Police Dept.

- 1 Simple Assault Anti-Black
- 1 Simple Assault Anti-Male Homosexual (Gay)

U. M. F. Police Dept.

- 1 Harassment Anti-Black

Windham Police Dept.

- 1 Simple Assault Anti-Female Homosexual (Lesbian)
- 1 Harassment Anti-Black
- 1 Intimidation Anti-Black

13 Agencies 97 Offenses