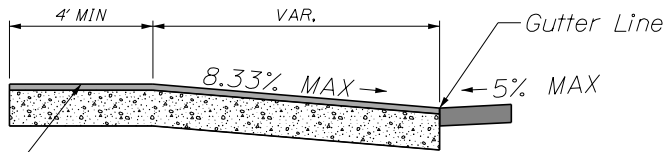
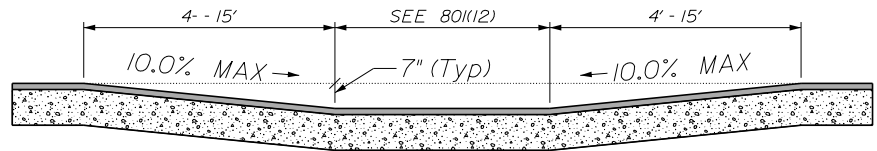


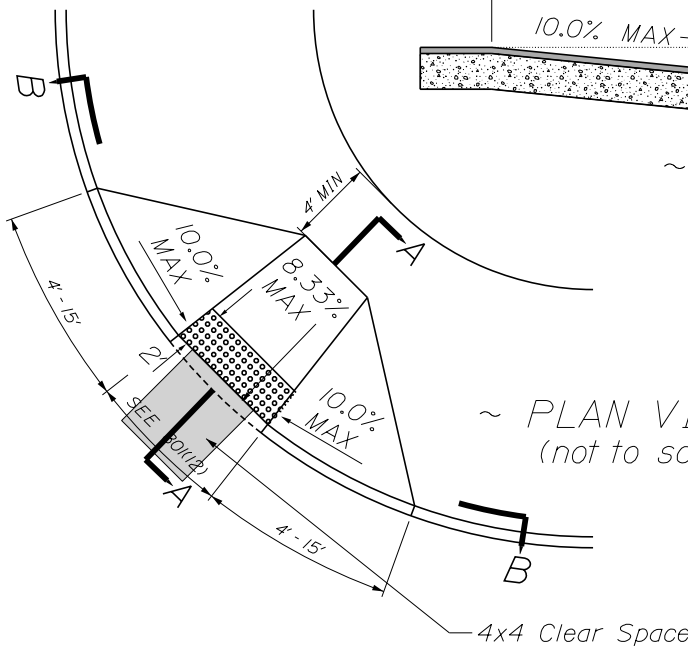
~ ISOMETRIC VIEW ~
(not to scale)



Ramp Surface ~ SECTION A-A ~
(not to scale)



~ SECTION B-B ~
(not to scale)



~ PLAN VIEW ~
(not to scale)

Notes:

- This less desirable design should not be used unless required by design constraints. It does not provide directional cues. Use Option 1 or Option 2 when possible.
- No vehicular access shall be permitted through the curb radius.

PERPENDICULAR CURB RAMP - OPTION 3

Supplemental
Standard Detail

Supersedes 801(21)

9-28-2023