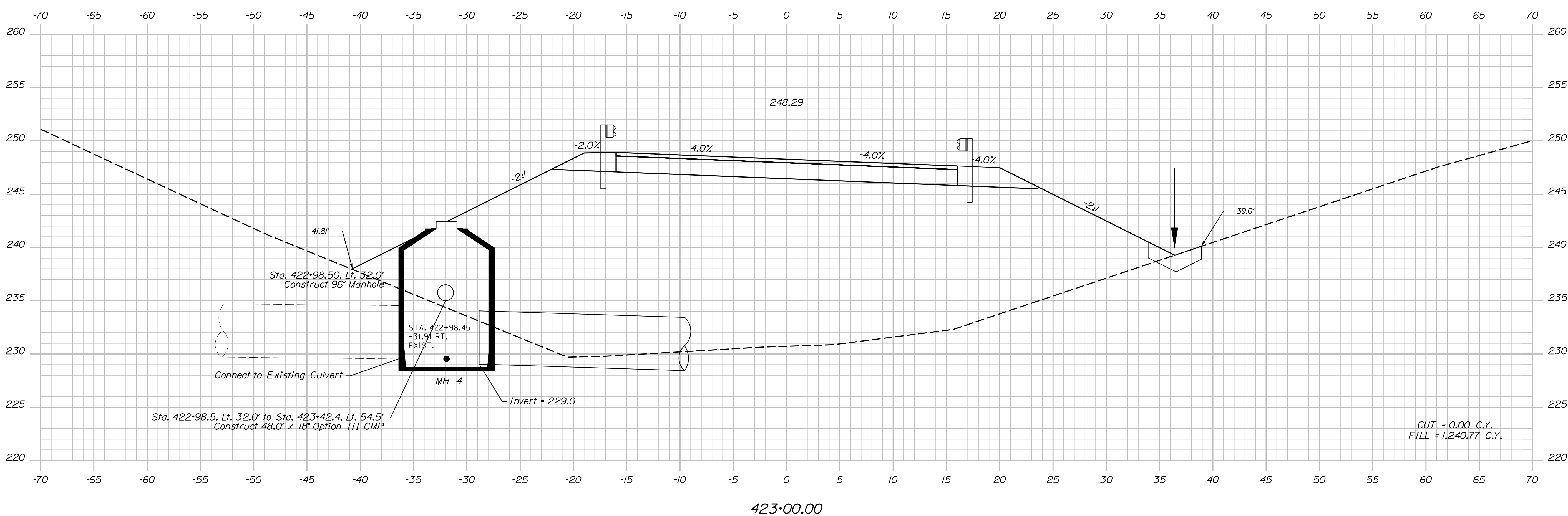
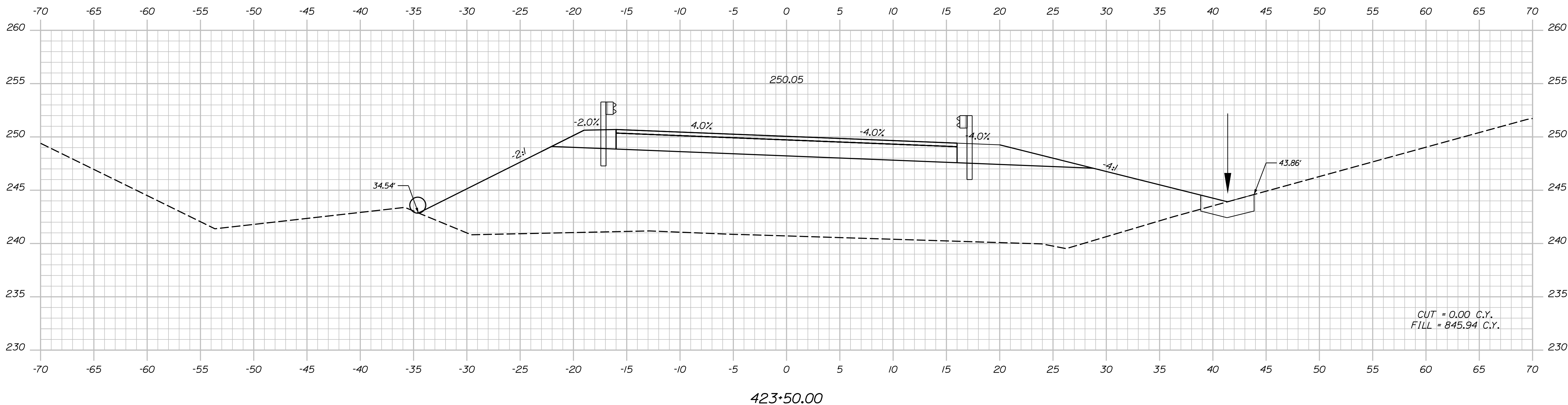


Date: 5/31/2022

Username: nedman

Division:

Filename: ... \xsects - NB Diversion.dgn



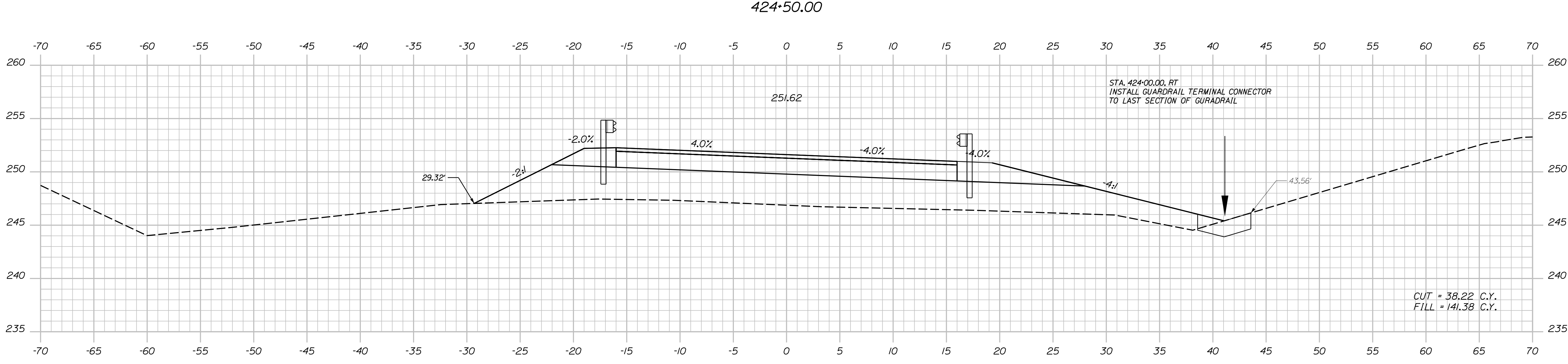
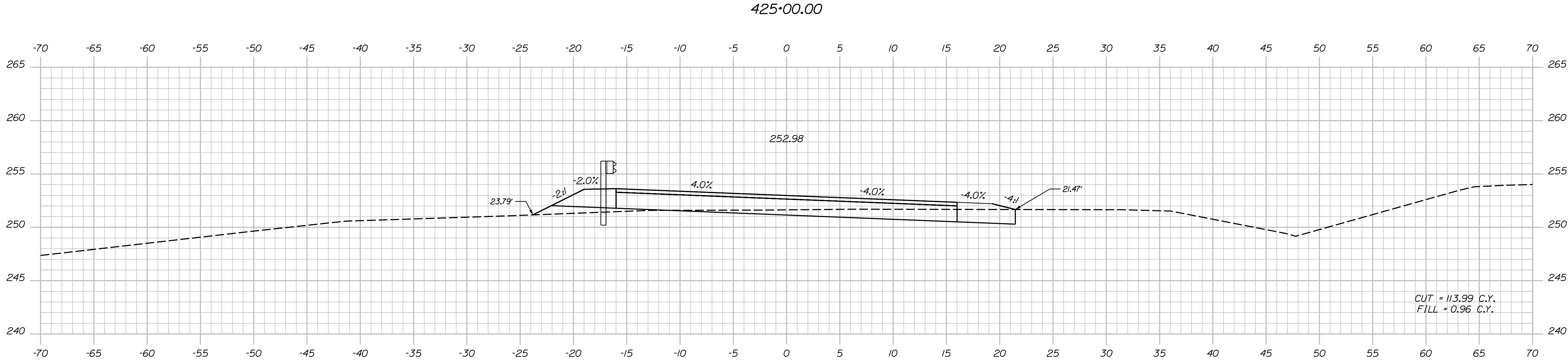
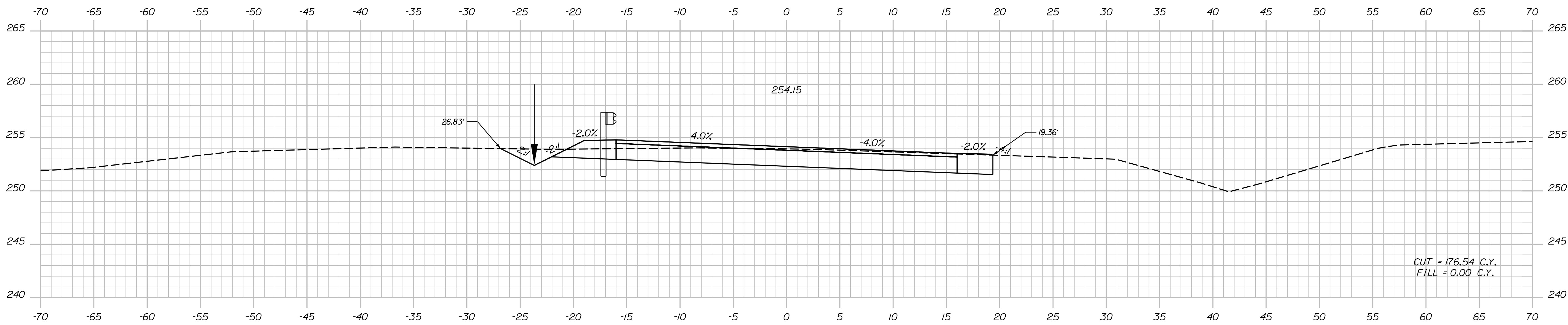
STATE OF MAINE		DEPARTMENT OF TRANSPORTATION		2189401		21894.01 & 21900.01		BRIDGE NOS: 5813 & 1461		BRIDGE PLANS	
I-95 NB WEBB ROAD BRIDGE		I-95 SB WEBB ROAD BRIDGE		KENNEBEC COUNTY		WATERVILLE		CROSS SECTIONS		DIVERSION I-95 NORTHBOUND	
SHEET NUMBER		85		OF 169		DATE		P.E. NUMBER		SIGNATURE	
BY		DATE		BY		DATE		BY		DATE	
DESIGN-DETAILED		T. AQUILAR		04-22		S. LINDSLEY		04-22		M. LOVETT	
CHECKED-REVIEWED		T. MCALIFFE		04-22		B. COLBURN		04-22		M. LOVETT	
DESIGN-DETAILED		S. LISTER		04-22		M. LOVETT		04-22		M. LOVETT	
REVISIONS 1											
REVISIONS 2											
REVISIONS 3											
REVISIONS 4											
FIELD CHANGES											

Date: 5/31/2022

Username: nedman

Division:

Filename: ... \xsects - NB Diversion.dgn



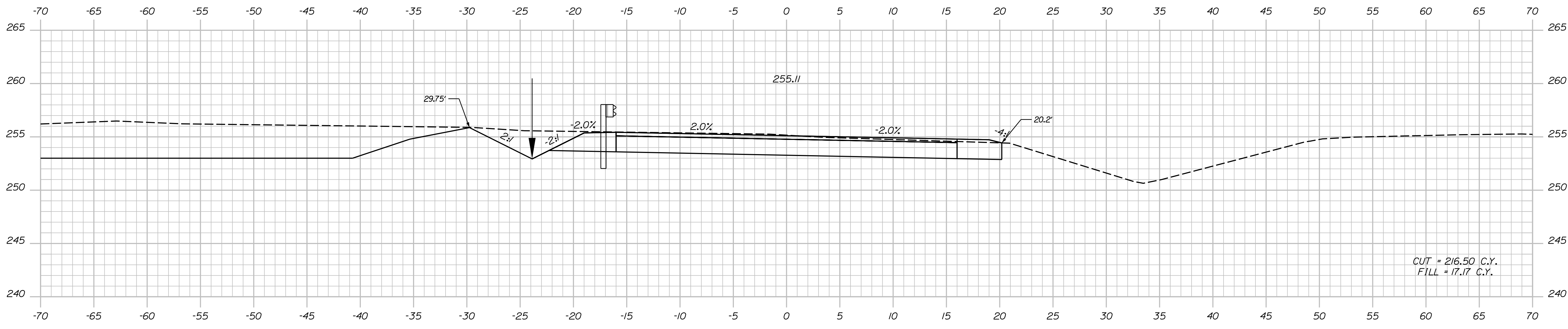
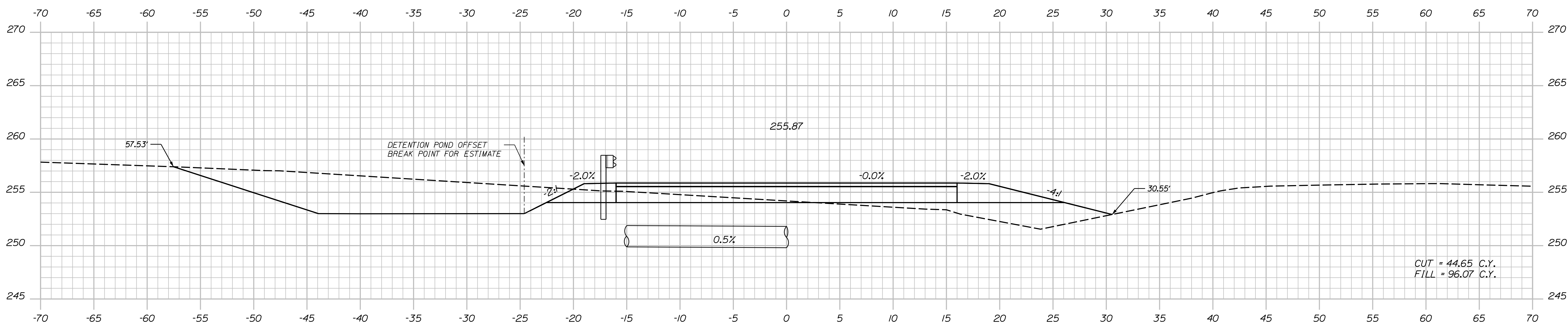
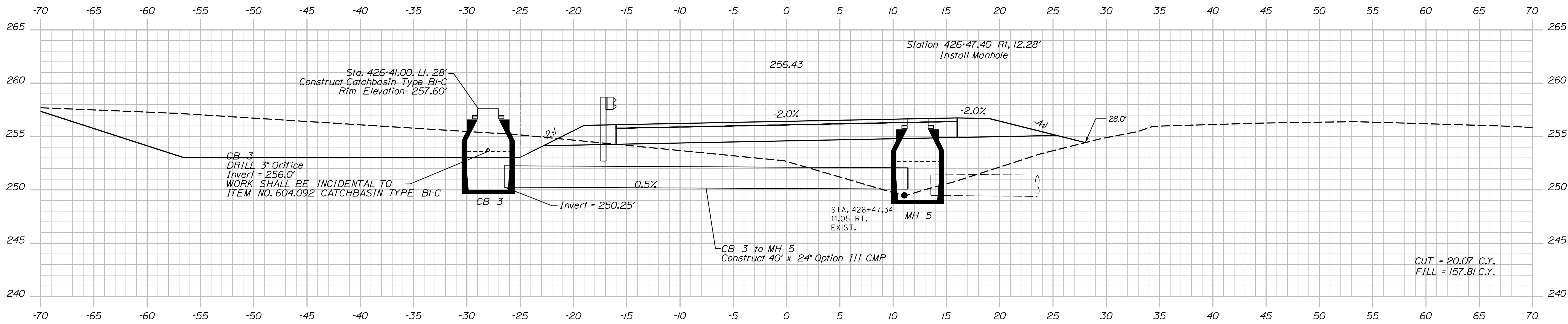
STATE OF MAINE DEPARTMENT OF TRANSPORTATION		2189401		21894.01 & 21900.01		BRIDGE NOs: 5813 & 1461		BRIDGE PLANS	
PROJ. MANAGER	D. EATON	BY	S. LINDSLEY	DATE	04-22	SIGNATURE		P.E. NUMBER	
DESIGN DETAILED	T. AQUILAR	CHECKED/REVIEWED	B. COLBURN	DATE	04-22				
DESIGN DETAILED	T. MCALIFFE	DESIGN DETAILED	M. LOVETT	DATE	04-22				
DESIGN DETAILED	S. LISTER	DESIGN DETAILED		DATE					
REVISIONS 1		REVISIONS 1		DATE					
REVISIONS 2		REVISIONS 2		DATE					
REVISIONS 3		REVISIONS 3		DATE					
REVISIONS 4		REVISIONS 4		DATE					
FIELD CHANGES		FIELD CHANGES		DATE					
I-95 NB WEBB ROAD BRIDGE					WATERVILLE				
I-95 SB WEBB ROAD BRIDGE					KENNEBEC COUNTY				
CROSS SECTIONS					DIVERSION I-95 NORTHBOUND				
SHEET NUMBER					86				
					OF 169				

Date: 5/31/2022

Username: nedman

Division:

Filename: ... \xsects - NB Diversion.dgn



STATE OF MAINE
DEPARTMENT OF TRANSPORTATION
2189401
21894.01 & 21900.01
BRIDGE NOS. 5813 & 1461
BRIDGE PLANS

PROJ. MANAGER	D. EATON	BY	DATE	SIGNATURE	P.E. NUMBER	DATE
DESIGN DETAILED	T. AQUILAR	S. LINDSLEY	04-22			
CHECKED/REVIEWED	T. MCALLIFFE	B. COLBURN	04-22			
DESIGN DETAILED	S. LISTER	M. LOVETT	04-22			
REVISIONS 1						
REVISIONS 2						
REVISIONS 3						
REVISIONS 4						
FIELD CHANGES						

I-95 NB WEBB ROAD BRIDGE
I-95 SB WEBB ROAD BRIDGE
KENNEBEC COUNTY
WATERVILLE
CROSS SECTIONS
DIVERSION I-95 NORTHBOUND

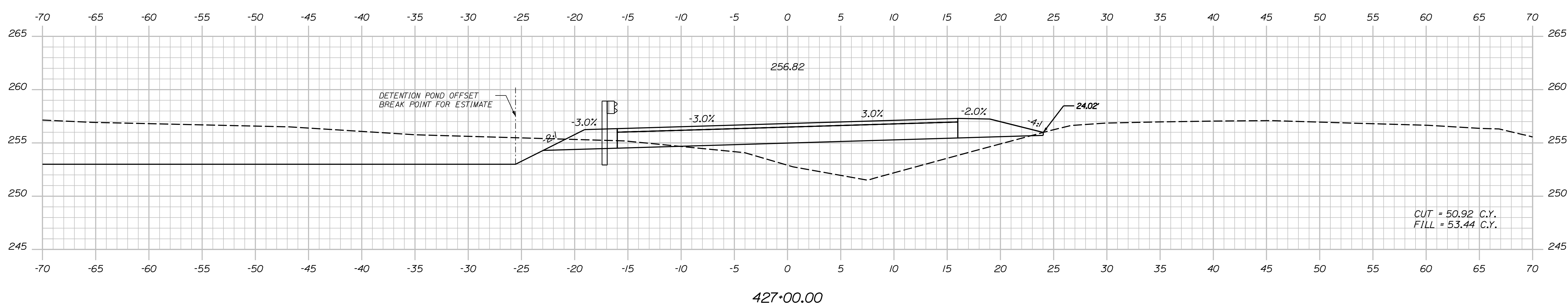
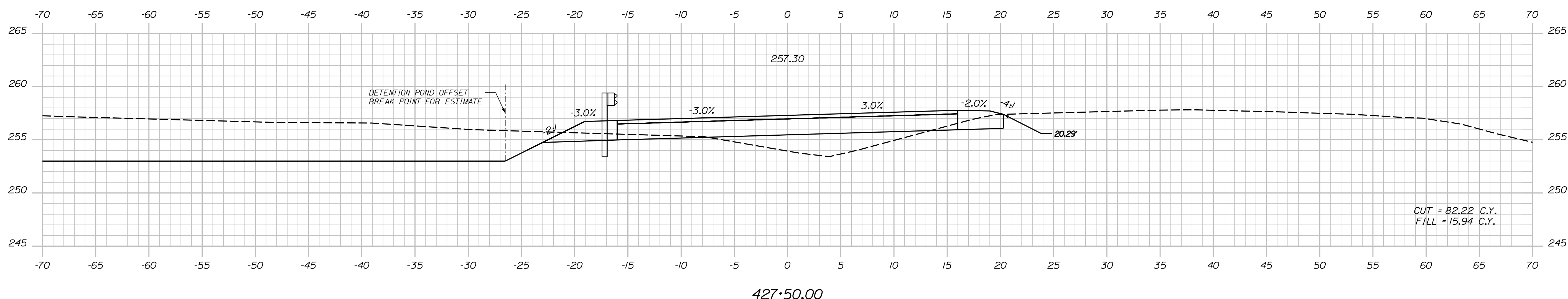
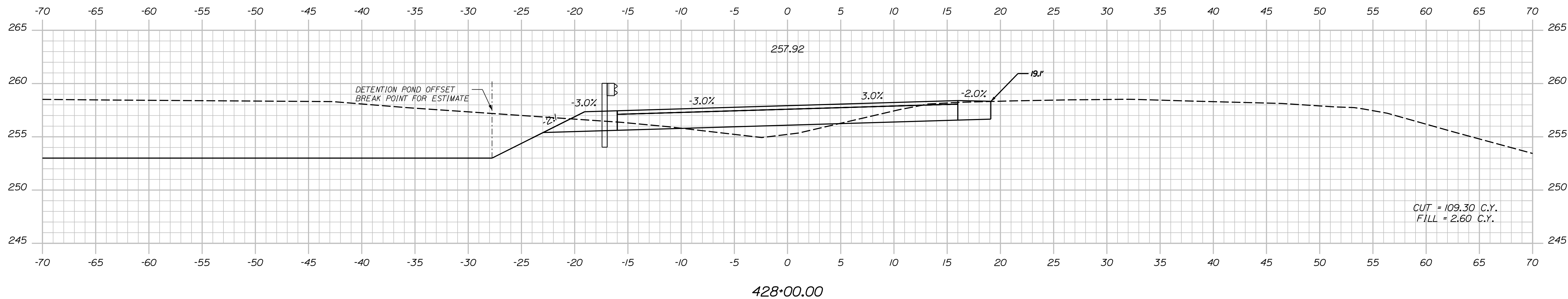
SHEET NUMBER
87
OF 169

Date: 5/31/2022

Username: nedman

Division:

Filename: ... \xsects - NB Diversion.dgn



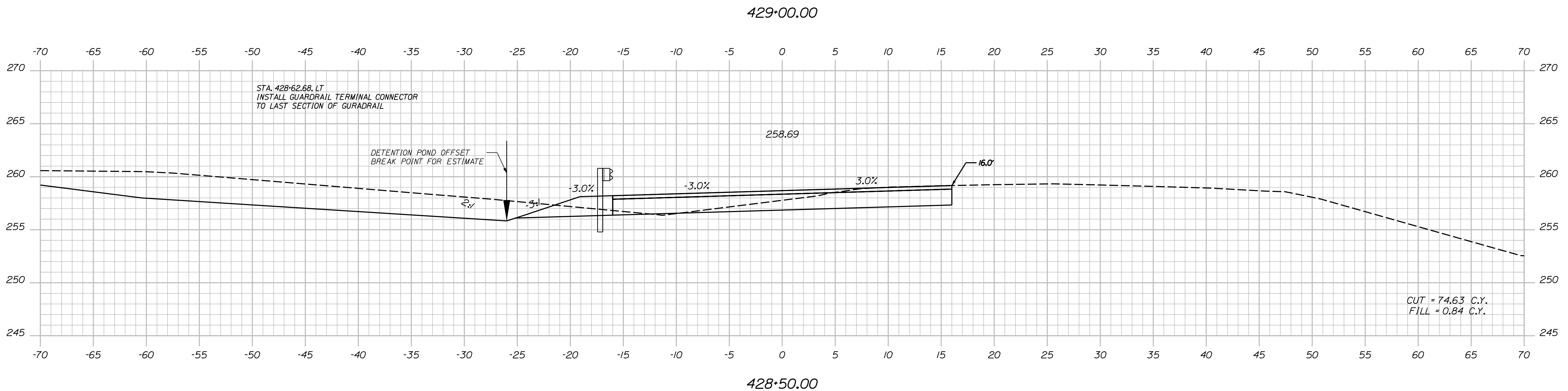
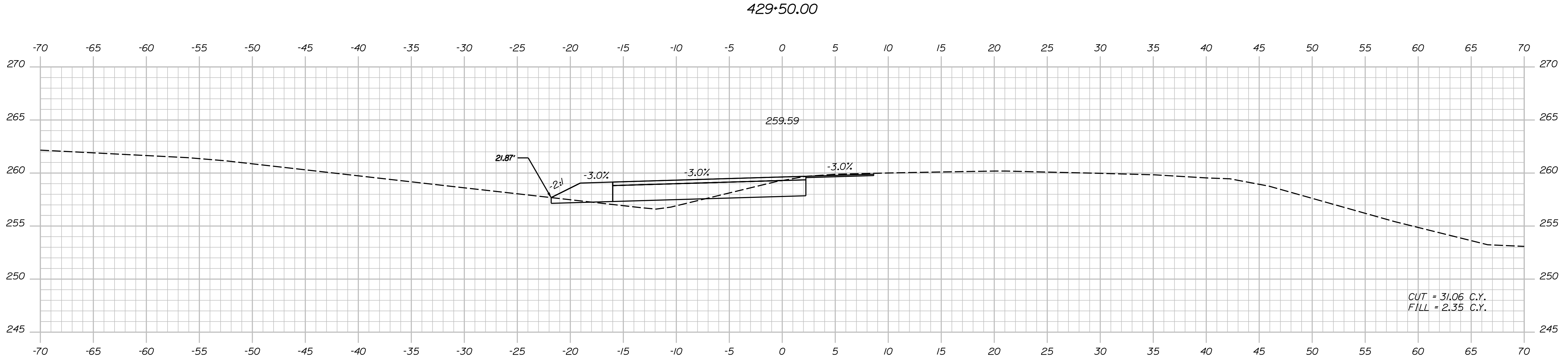
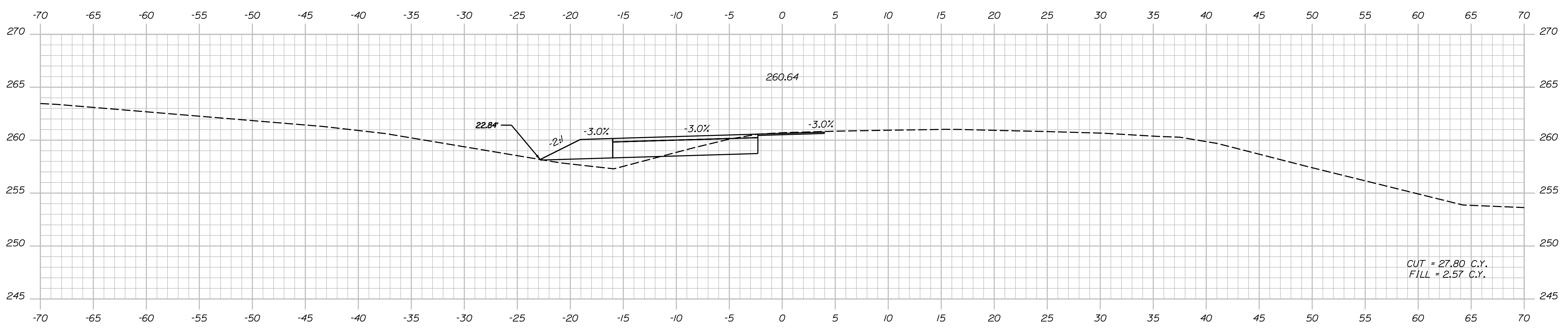
STATE OF MAINE		DEPARTMENT OF TRANSPORTATION		2189401		21894.01 & 21900.01		BRIDGE NOs: 5813 & 1461	
I-95 NB WEBB ROAD BRIDGE		I-95 SB WEBB ROAD BRIDGE		KENNEBEC COUNTY		WATERVILLE		CROSS SECTIONS	
I-95 NB WEBB ROAD BRIDGE		I-95 SB WEBB ROAD BRIDGE		KENNEBEC COUNTY		WATERVILLE		DIVERSION I-95 NORTHBOUND	
PROJ. MANAGER		D. EATON		BY		DATE		SIGNATURE	
DESIGN-DETAILED		T. AQUILAR		S. LINDSLEY		04-22		SIGNATURE	
CHECKED-REVIEWED		T. MCALLIFFE		B. COLBURN		04-22		SIGNATURE	
DESIGN-DETAILED		S. LISTER		M. LOVETT		04-22		SIGNATURE	
REVISIONS 1								P.E. NUMBER	
REVISIONS 2								DATE	
REVISIONS 3									
REVISIONS 4									
FIELD CHANGES									
SHEET NUMBER		88		OF 169					

Date: 5/31/2022

Username: nedman

Division:

Filename: ... \xsects - NB Diversion.dgn



STATE OF MAINE
DEPARTMENT OF TRANSPORTATION
2189401
21894.01 & 21900.01
BRIDGE NOS: 5813 & 1461
BRIDGE PLANS

PROJ. MANAGER	D. EATON	BY	DATE
DESIGN DETAILED	T. AQUILAR	S. LINDSLEY	04-22
CHECKED/REVIEWED	T. MCALIFFE	B. COLBURN	04-22
DESIGN DETAILED	S. LISTER	M. LOVETT	04-22
REVISIONS 1			
REVISIONS 2			
REVISIONS 3			
REVISIONS 4			
FIELD CHANGES			

SIGNATURE	P.E. NUMBER	DATE

I-95 NB WEBB ROAD BRIDGE
I-95 SB WEBB ROAD BRIDGE
WATERVILLE KENNEBEC COUNTY
CROSS SECTIONS
DIVERSION I-95 NORTHBOUND

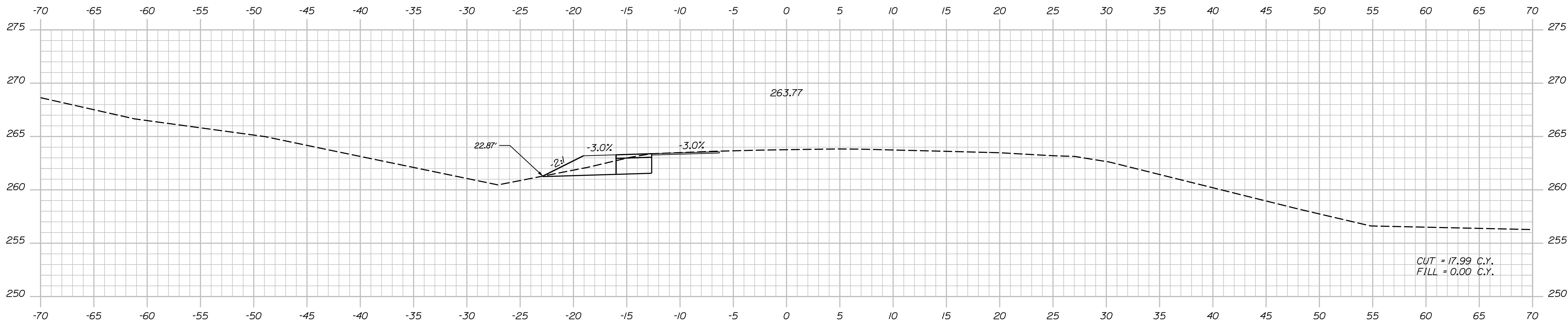
SHEET NUMBER
89
OF 169

Date: 5/31/2022

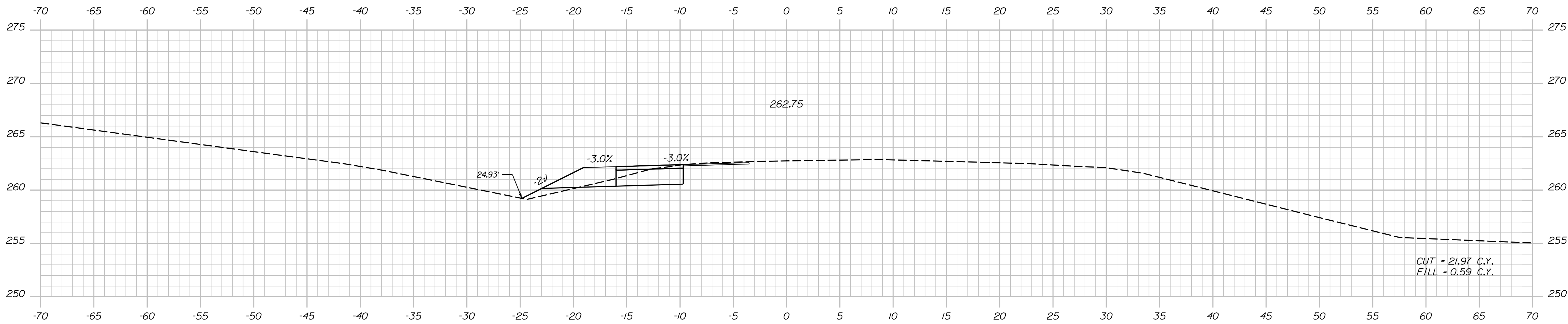
Username: nedman

Division:

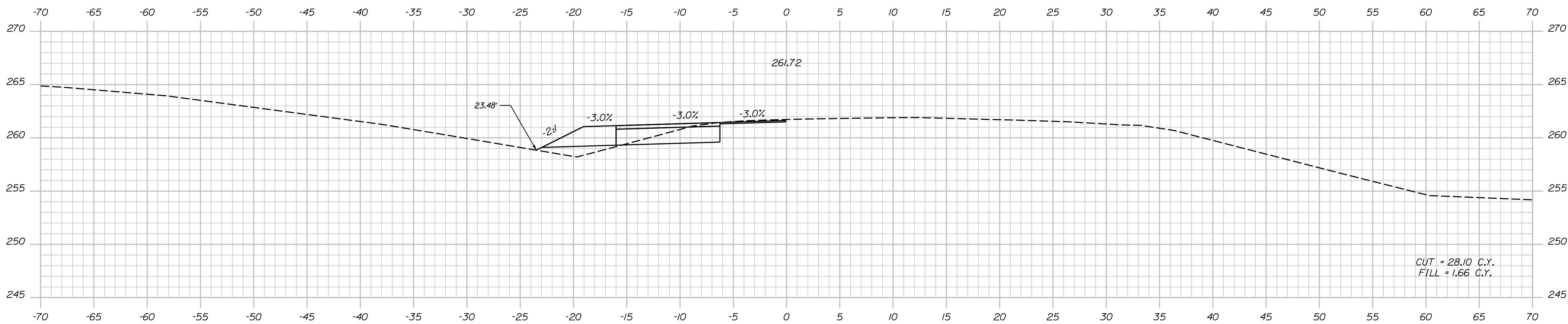
Filename: ... \xsects - NB Diversion.dgn



431+00.00



430+50.00



430+00.00

STATE OF MAINE
DEPARTMENT OF TRANSPORTATION
2189401
21894.01 & 21900.01
BRIDGE NOS: 5813 & 1461
BRIDGE PLANS

PROJ. MANAGER	D. EATON	BY	DATE
DESIGN-DETAILED	T. AQUILAR	S. LINDSLEY	04-22
CHECKED-REVIEWED	T. MCALIFFE	B. COLBURN	04-22
DESIGN-DETAILED	S. LISTER	M. LOVETT	04-22
REVISIONS 1			
REVISIONS 2			
REVISIONS 3			
REVISIONS 4			
FIELD CHANGES			

SIGNATURE	P.E. NUMBER	DATE

I-95 NB WEBB ROAD BRIDGE
I-95 SB WEBB ROAD BRIDGE
WATERVILLE KENNEBEC COUNTY
CROSS SECTIONS
DIVERSION I-95 NORTHBOUND

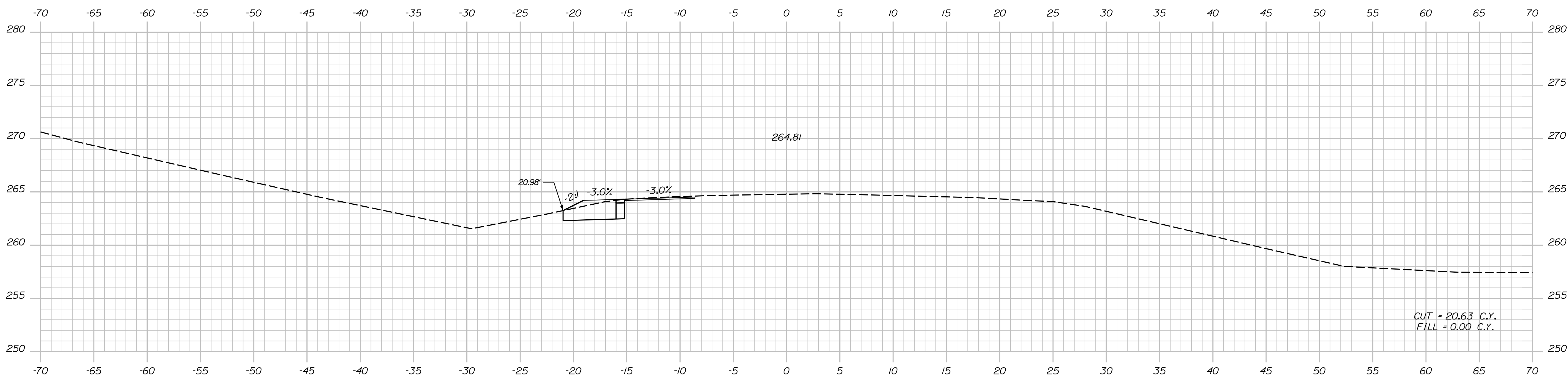
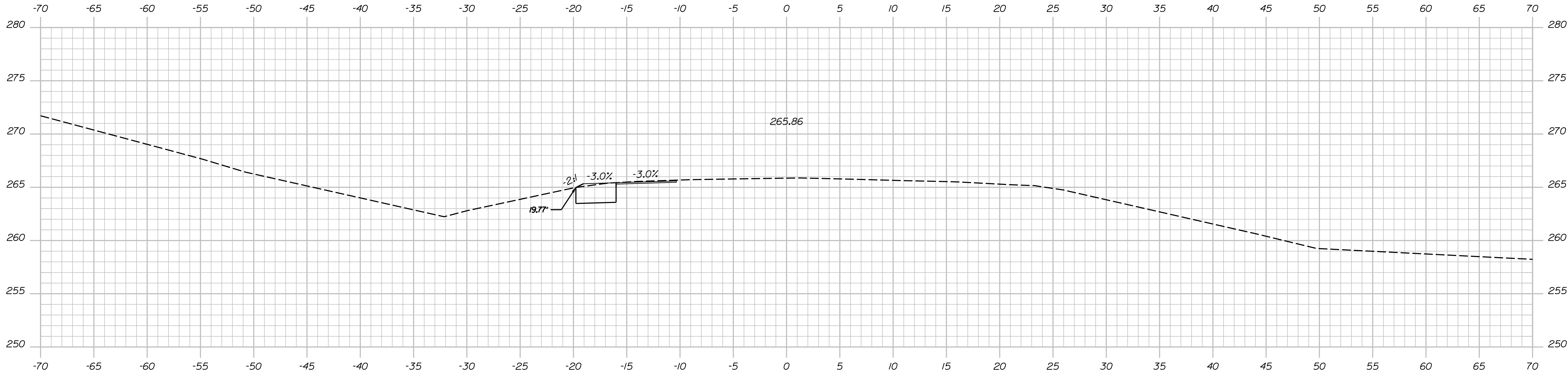
SHEET NUMBER
90
OF 169

Date: 5/31/2022

Username: nedman

Division:

Filename: ... \xsects - NB Diversion.dgn



STATE OF MAINE
DEPARTMENT OF TRANSPORTATION
2189401
21894.01 & 21900.01
BRIDGE NOS: 5813 & 1461
BRIDGE PLANS

PROJ. MANAGER
DESIGN-DETAILED
CHECKED-REVIEWED
DESIGN-DETAILED
REVISIONS 1
REVISIONS 2
REVISIONS 3
REVISIONS 4
FIELD CHANGES

D. EATON
T. AQUILAR
T. MCALLIFFE
S. LISTER

BY
S. LINDSLEY
B. COLBURN
M. LOVETT

DATE
04-22
04-22
04-22

SIGNATURE
P.E. NUMBER
DATE

I-95 NB WEBB ROAD BRIDGE
I-95 SB WEBB ROAD BRIDGE
KENNEBEC COUNTY
WATERVILLE
CROSS SECTIONS
DIVERSION I-95 NORTHBOUND

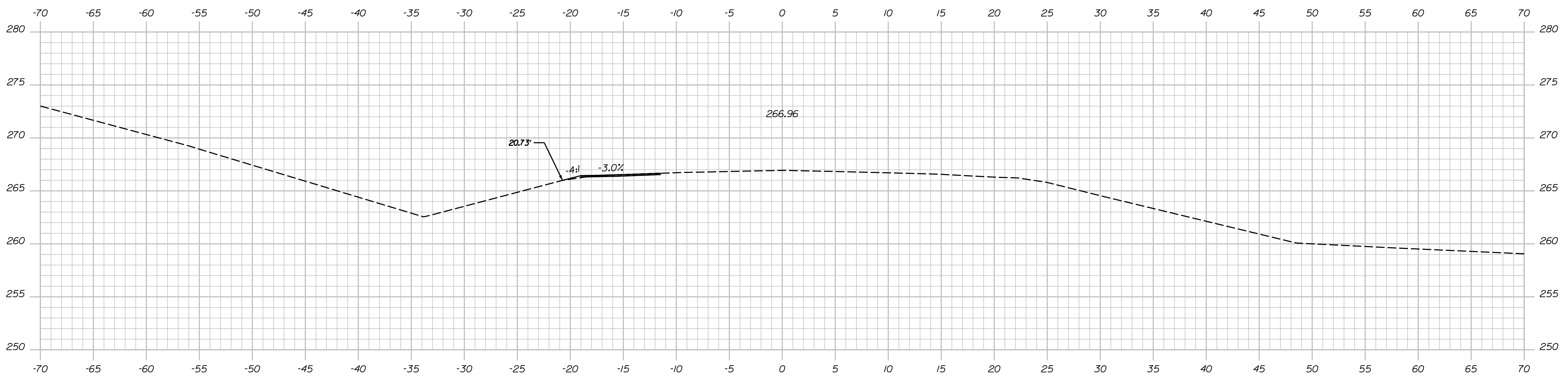
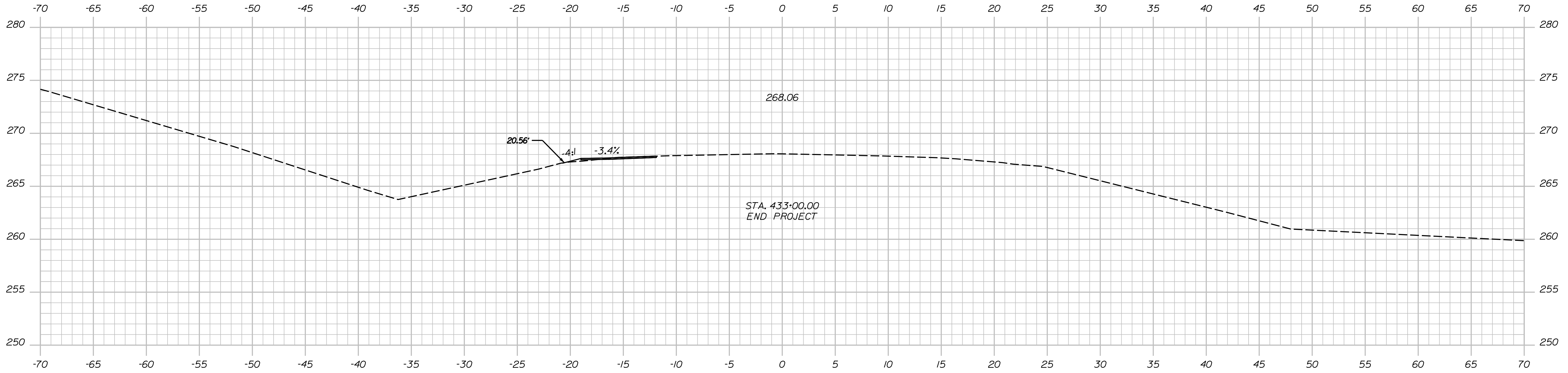
SHEET NUMBER
91
OF 169

Date: 5/31/2022

Username: nedman

Division:

Filename: ... \xsects - NB Diversion.dgn



STATE OF MAINE
DEPARTMENT OF TRANSPORTATION
2189401
21894.01 & 21900.01
BRIDGE NOS: 5813 & 1461
BRIDGE PLANS

DESIGNER: T. AQUILAR
CHECKED: T. MCALIFFE
DESIGNED: S. LISTER
REVISIONS: 1
REVISIONS: 2
REVISIONS: 3
REVISIONS: 4
FIELD CHANGES

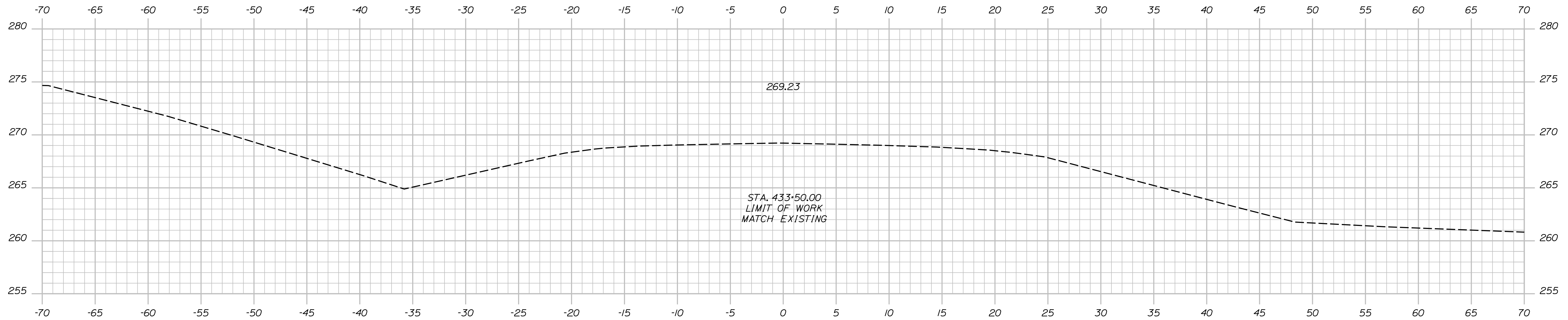
DATE: 04-22
BY: S. LINDSLEY
B. COLBURN
M. LOVETT

SIGNATURE: _____
P.E. NUMBER: _____
DATE: _____

PROJ. MANAGER: D. EATON
DESIGN DETAILED: T. AQUILAR
CHECKED/REVIEWED: T. MCALIFFE
DESIGNED/DETAILED: S. LISTER
REVISIONS: 1
REVISIONS: 2
REVISIONS: 3
REVISIONS: 4
FIELD CHANGES

I-95 NB WEBB ROAD BRIDGE
I-95 SB WEBB ROAD BRIDGE
WATERVILLE KENNEBEC COUNTY
CROSS SECTIONS
DIVERSION I-95 NORTHBOUND

SHEET NUMBER
92
OF 169



433+50.00

STA. 433+50.00
LIMIT OF WORK
MATCH EXISTING

STATE OF MAINE
DEPARTMENT OF TRANSPORTATION
2189401
21894.01 & 21900.01
BRIDGE NOS: 5813 & 1461
BRIDGE PLANS

PROJ. MANAGER
DESIGN-DETAILED
CHECKED-REVIEWED
DESIGN-DETAILED
DESIGN-DETAILED
REVISIONS 1
REVISIONS 2
REVISIONS 3
REVISIONS 4
FIELD CHANGES

D. EATON	BY	DATE
T. AQUILAR	S. LINDSLEY	04-22
T. MCALLIFFE	B. COLBURN	04-22
S. LISTER	M. LOVETT	04-22

SIGNATURE
P.E. NUMBER
DATE

I-95 NB\WEBB ROAD BRIDGE
I-95 SB\WEBB ROAD BRIDGE
WATERVILLE
KENNEBEC COUNTY
CROSS SECTIONS
DIVERSION I-95 NORTHBOUND

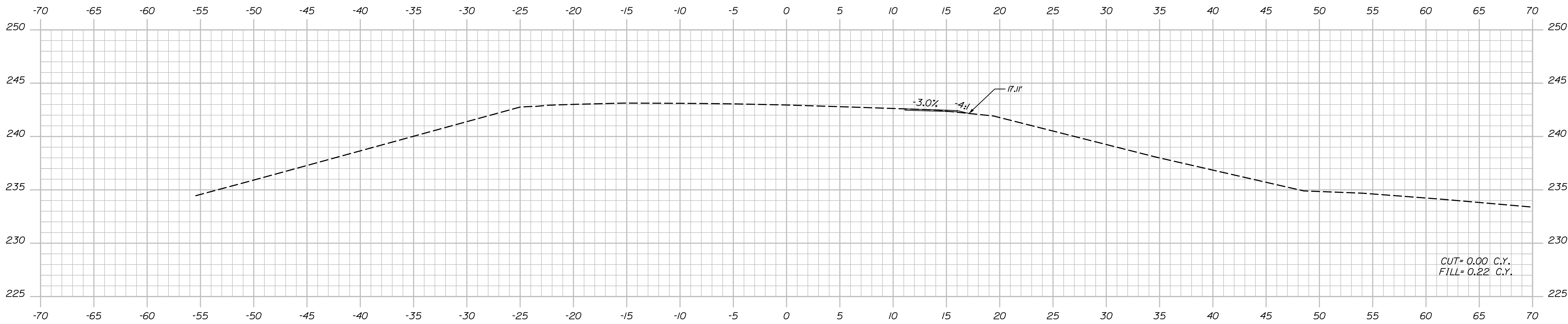
SHEET NUMBER
93
OF 169

Date: 5/31/2022

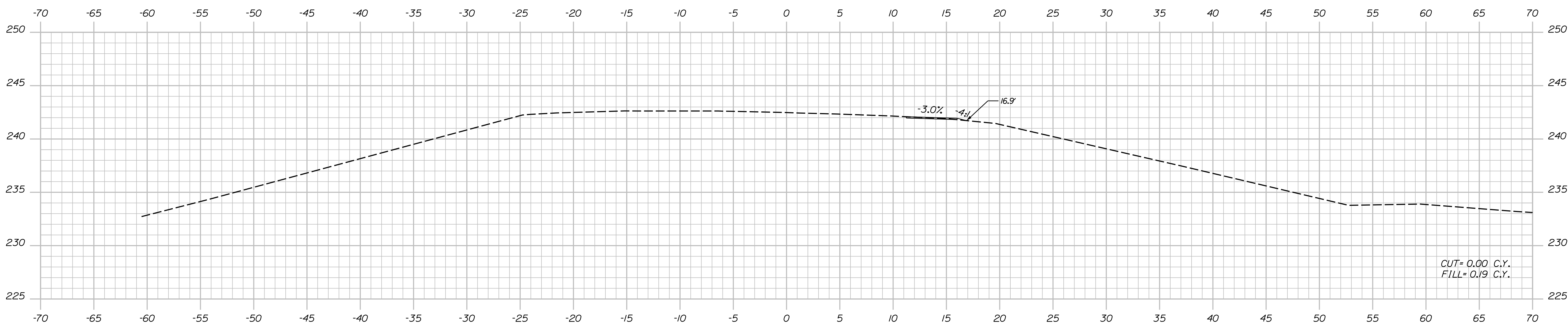
Username: nedman

Division:

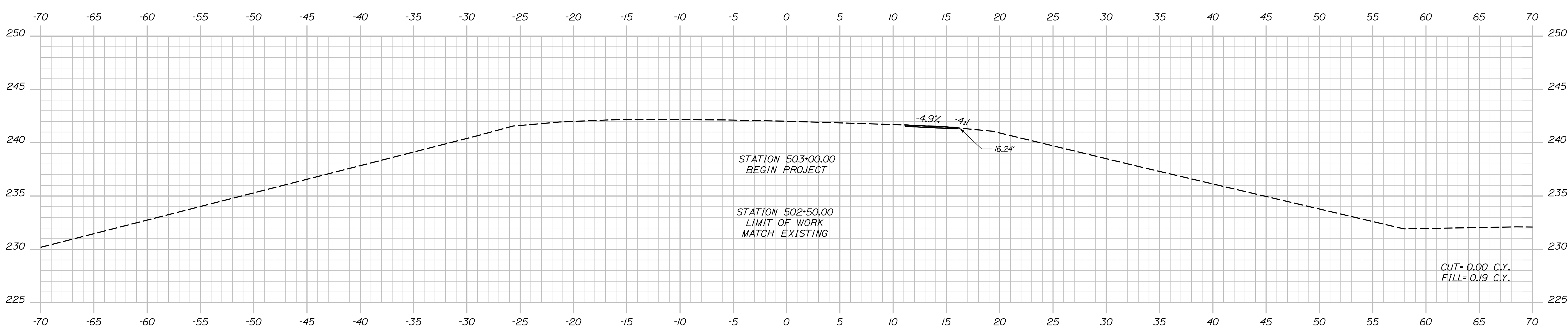
Filename: ... \xsects - SB Diversion.dgn



504+00.00



503+50.00



503+00.00

STATE OF MAINE
DEPARTMENT OF TRANSPORTATION
2189401
21894.01 & 21900.01
BRIDGE NOS: 5813 & 1461
BRIDGE PLANS

DESIGN-DETAILED	T. AQUILAR	S. LINDSLEY	04-22
CHECKED-REVIEWED	T. MCALIFFE	B. COLBURN	04-22
DESIGN-DETAILED	S. LISTER	M. LOVETT	04-22
REVISIONS 1			
REVISIONS 2			
REVISIONS 3			
REVISIONS 4			
FIELD CHANGES			

PROJ. MANAGER	D. EATON	BY	DATE
DESIGN-DETAILED	T. AQUILAR	S. LINDSLEY	04-22
CHECKED-REVIEWED	T. MCALIFFE	B. COLBURN	04-22
DESIGN-DETAILED	S. LISTER	M. LOVETT	04-22
REVISIONS 1			
REVISIONS 2			
REVISIONS 3			
REVISIONS 4			
FIELD CHANGES			

I-95 NB WEBB ROAD BRIDGE
I-95 SB WEBB ROAD BRIDGE
KENNEBEC COUNTY
WATERVILLE
CROSS SECTIONS
DIVERSION I-95 SOUTHBOUND

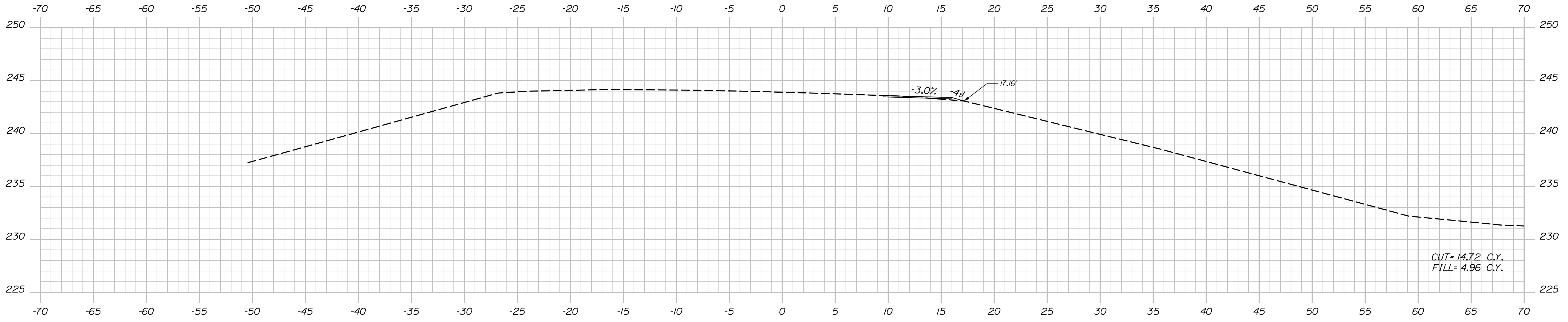
SHEET NUMBER
94
OF 169

Date: 5/31/2022

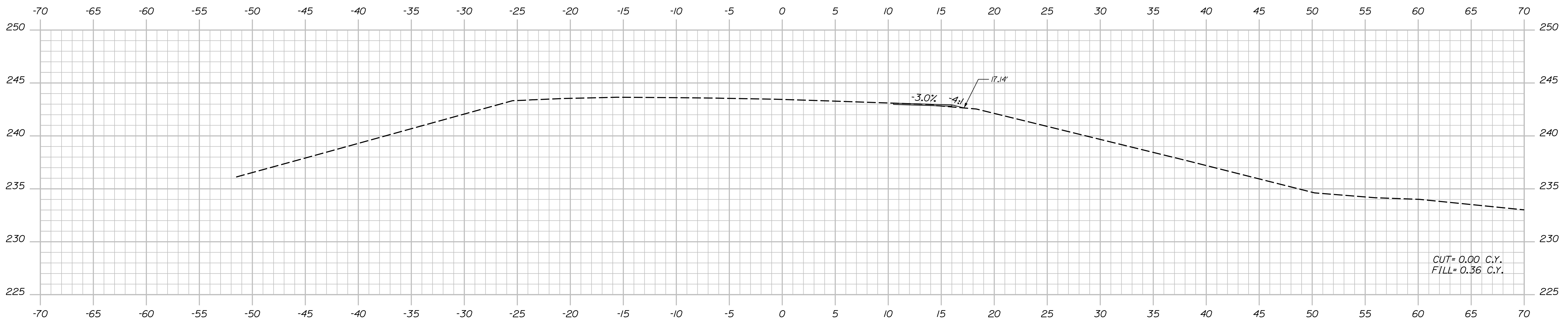
Username: nedman

Division:

Filename: ... \xsects - SB Diversion.dgn



505+00.00



504+50.00

Sta. 504+50.00 to Sta. 505+00.00

STATE OF MAINE
DEPARTMENT OF TRANSPORTATION
2189401
21894.01 & 21900.01
BRIDGE NOS: 5813 & 1461
BRIDGE PLANS

PROJ. MANAGER	D. EATON	BY	DATE
DESIGN-DETAILED	T. AQUILAR	S. LINDSLEY	04-22
CHECKED-REVIEWED	T. MCALIFFE	B. COLBURN	04-22
DESIGN-DETAILED	S. LISTER	M. LOVETT	04-22
REVISIONS 1			
REVISIONS 2			
REVISIONS 3			
REVISIONS 4			
FIELD CHANGES			

I-95 NB WEBB ROAD BRIDGE
I-95 SB WEBB ROAD BRIDGE
KENNEBEC COUNTY
WATERVILLE
CROSS SECTIONS
DIVERSION I-95 SOUTHBOUND

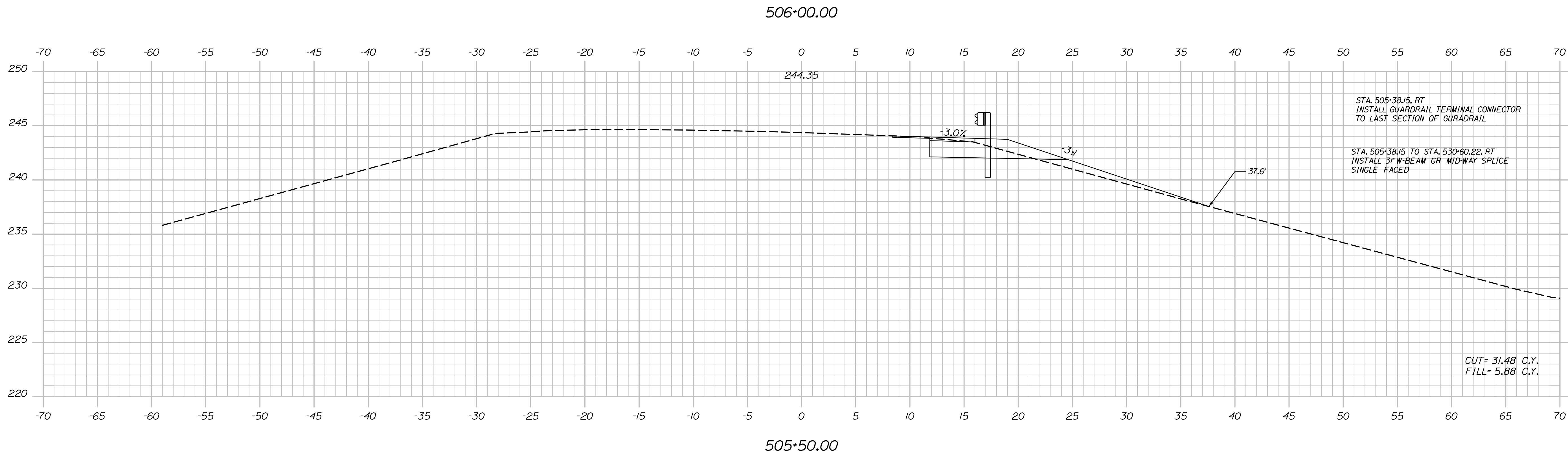
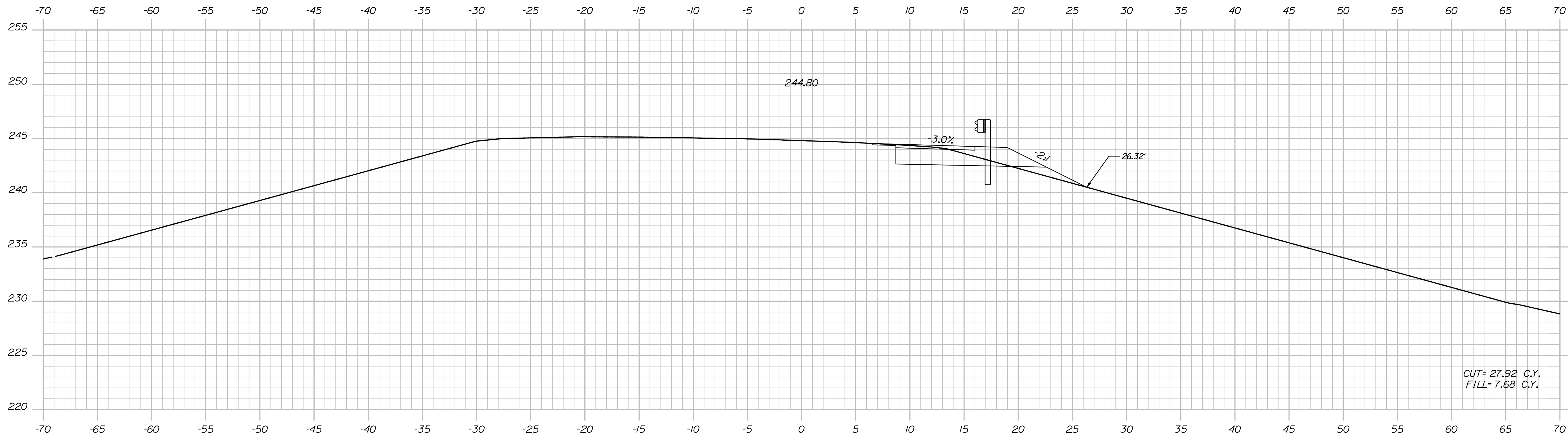
SHEET NUMBER
95
OF 169

Date: 5/31/2022

Username: nedman

Division:

Filename: ... \xsects - SB Diversion.dgn



STATE OF MAINE
DEPARTMENT OF TRANSPORTATION
2189401
21894.01 & 21900.01
BRIDGE NOS 5813 & 1461
BRIDGE PLANS

PROJ. MANAGER
DESIGN/DETAILED
CHECKED/REVIEWED
DESIGN/DETAILED
REVISIONS 1
REVISIONS 2
REVISIONS 3
REVISIONS 4
FIELD CHANGES

DATE	BY	DATE
04-22	S. LINDSLEY	04-22
04-22	B. COLBURN	04-22
04-22	M. LOVETT	04-22

I-95 NB WEBB ROAD BRIDGE
I-95 SB WEBB ROAD BRIDGE
WATERVILLE KENNEBEC COUNTY
CROSS SECTIONS
DIVERSION I-95 SOUTHBOUND

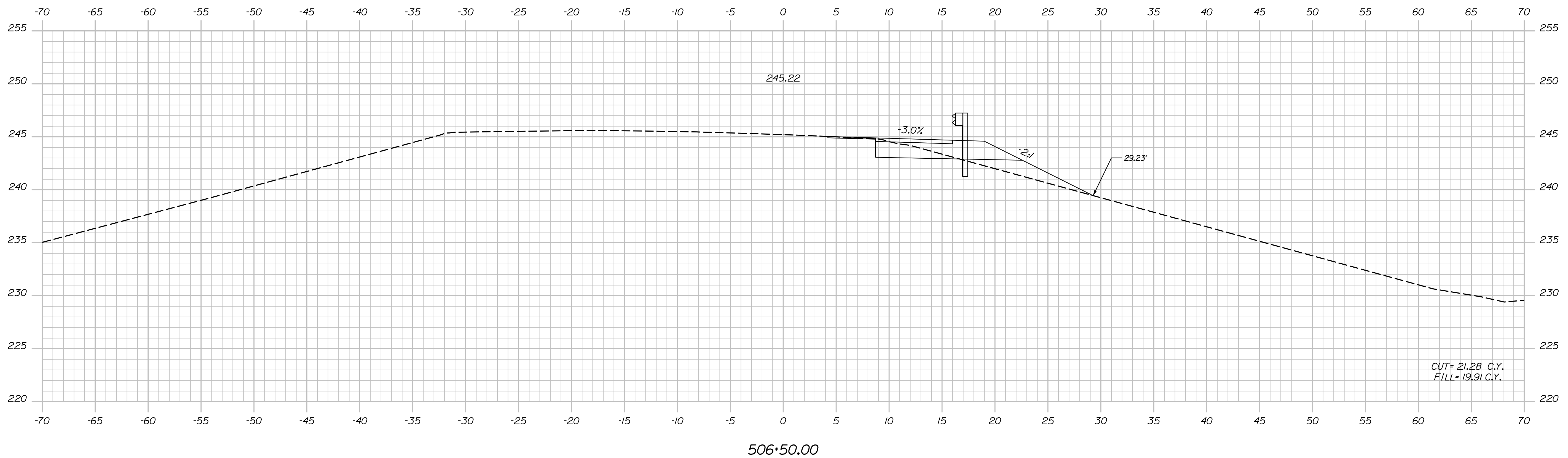
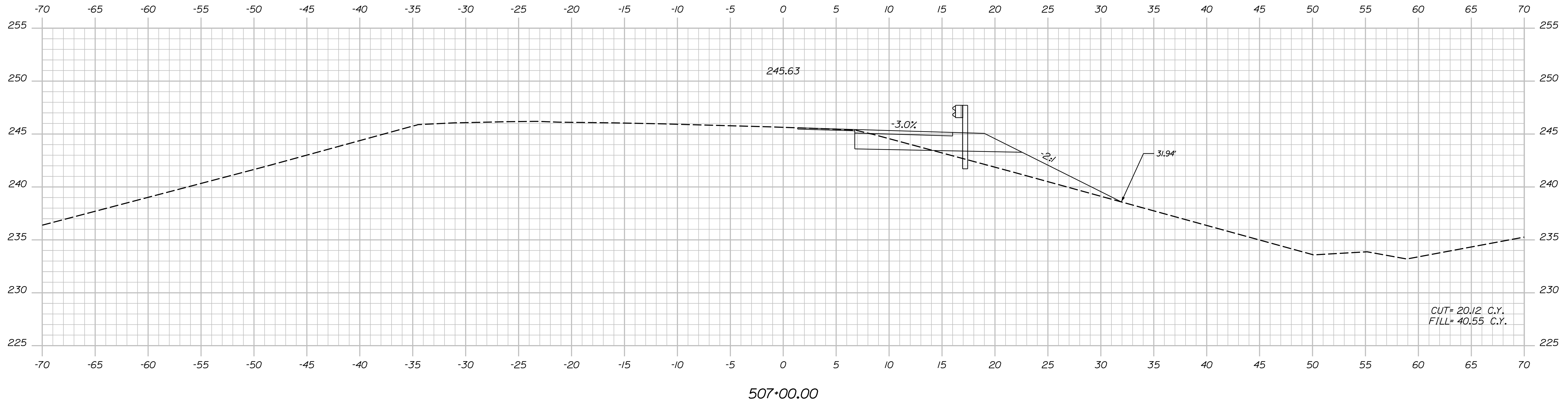
SHEET NUMBER
96
OF 169

Date: 5/31/2022

Username: nedman

Division:

Filename: ... \xsects - SB Diversion.dgn



STATE OF MAINE
DEPARTMENT OF TRANSPORTATION

2189401

21894.01 & 21900.01

BRIDGE NOS: 5813 & 1461
BRIDGE PLANS

SIGNATURE

DATE

BY

D. EATON

T. AQUILAR

S. LINDSLEY

T. MCALIFFE

B. COLBURN

M. LOVETT

S. LISTER

REVISIONS 1

REVISIONS 2

REVISIONS 3

REVISIONS 4

FIELD CHANGES

P.E. NUMBER

DATE

DATE

DATE

DATE

DATE

DATE

DATE

DATE

DATE

DATE

DATE

DATE

DATE

DATE

DATE

DATE

DATE

DATE

DATE

DATE

DATE

DATE

DATE

DATE

DATE

DATE

DATE

DATE

DATE

DATE

SHEET NUMBER

97

OF 169

I-95 NB WEBB ROAD BRIDGE
I-95 SB WEBB ROAD BRIDGE
WATERVILLE KENNEBEC COUNTY

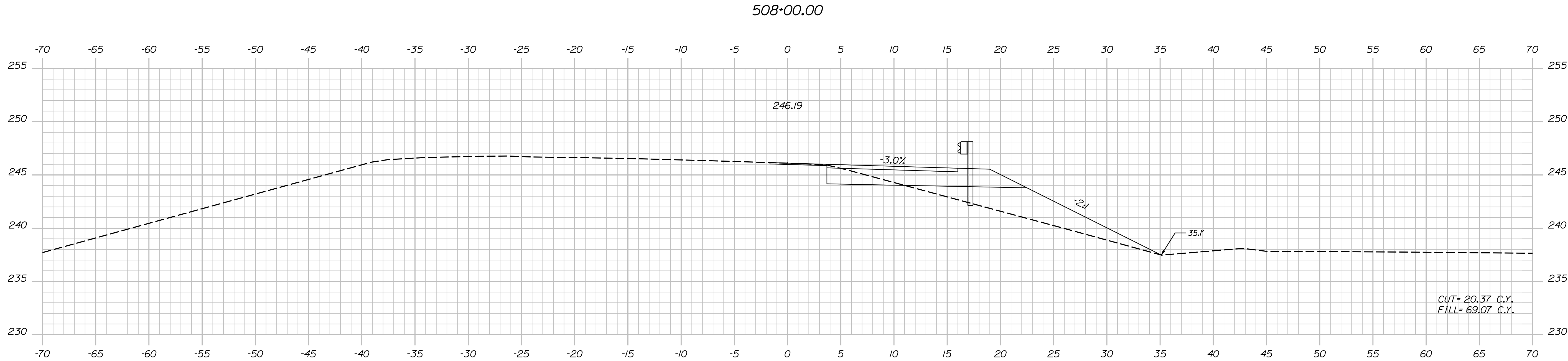
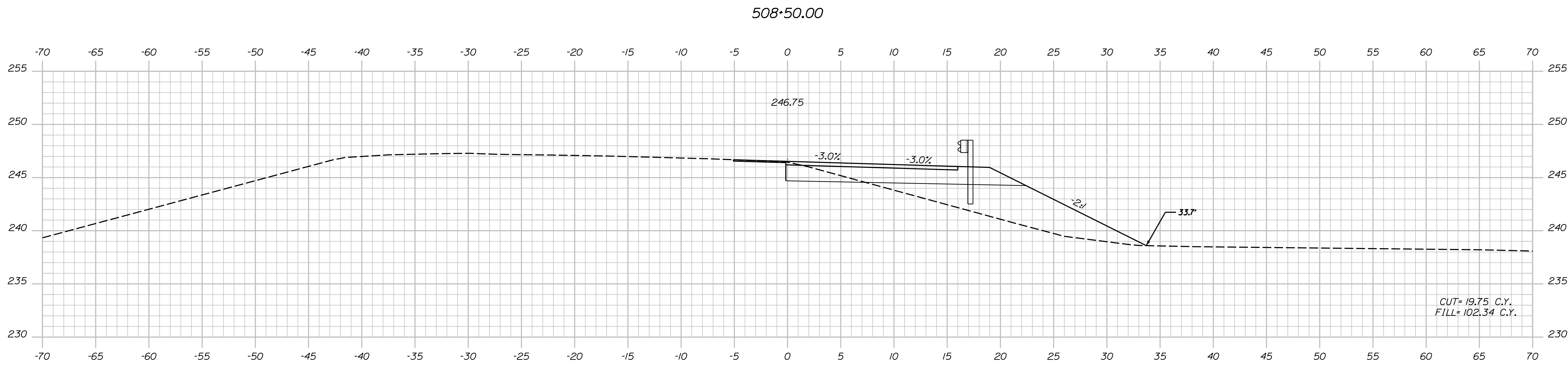
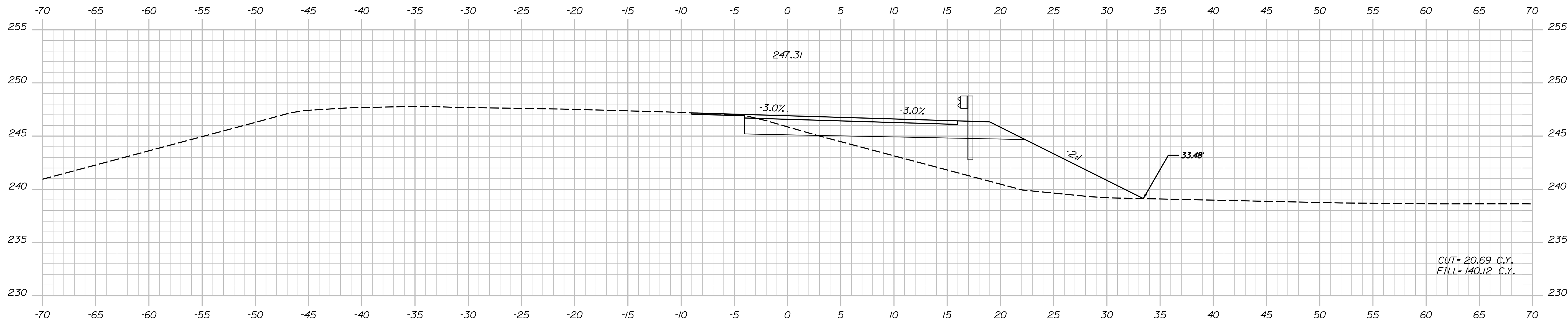
CROSS SECTIONS
DIVERSION I-95 SOUTHBOUND

Date: 5/31/2022

Username: nedman

Division:

Filename: ... \xsects - SB Diversion.dgn



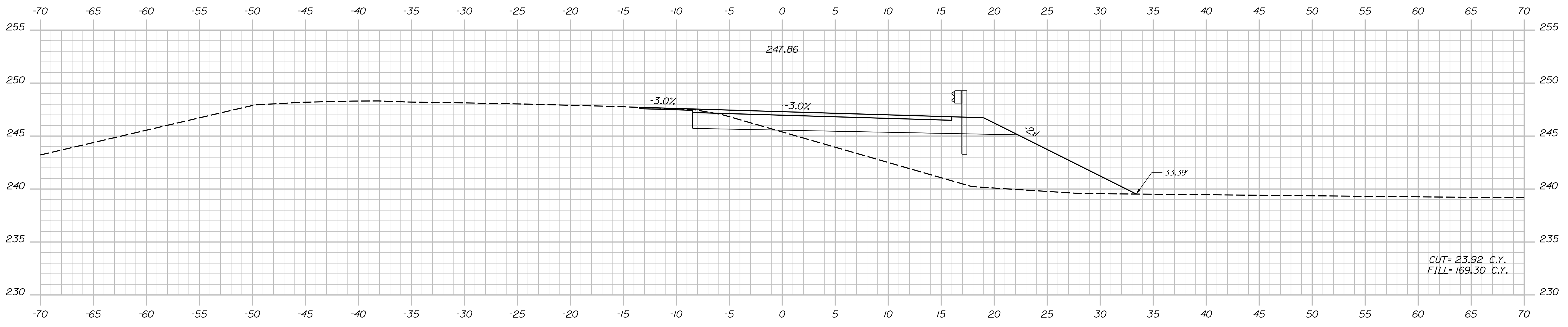
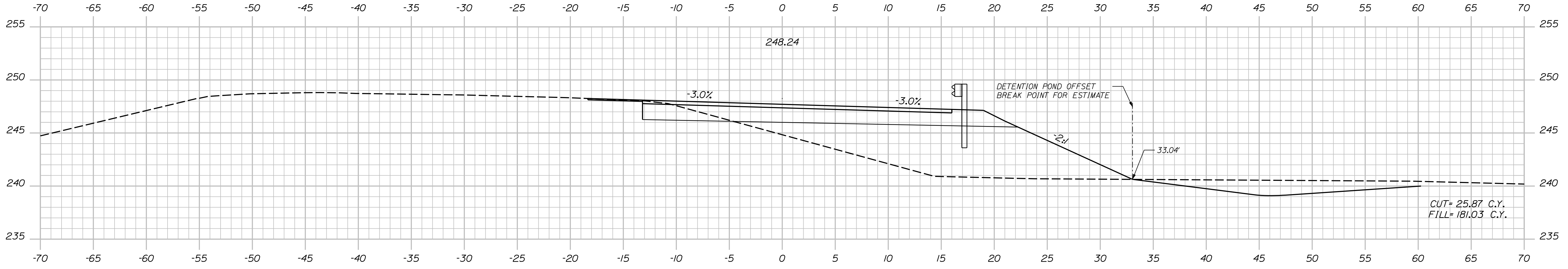
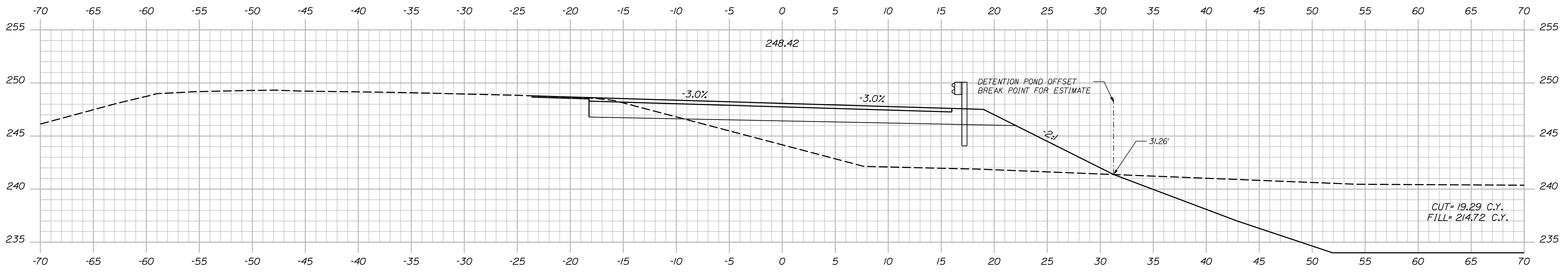
STATE OF MAINE		DEPARTMENT OF TRANSPORTATION		2189401		21894.01 & 21900.01		BRIDGE NOS: 5813 & 1461	
I-95 NB WEBB ROAD BRIDGE		I-95 SB WEBB ROAD BRIDGE		KENNEBEC COUNTY		WATERVILLE		CROSS SECTIONS	
I-95 NB WEBB ROAD BRIDGE		I-95 SB WEBB ROAD BRIDGE		KENNEBEC COUNTY		WATERVILLE		DIVERSION I-95 SOUTHBOUND	
SHEET NUMBER		98		OF 169		DATE		P.E. NUMBER	
PROJ. MANAGER		D. EATON		BY		DATE		SIGNATURE	
DESIGN-DETAILED		T. AQUILAR		S. LINDSLEY		04-22			
CHECKED-REVIEWED		T. MCALIFFE		B. COLBURN		04-22			
DESIGN-DETAILED		S. LISTER		M. LOVETT		04-22			
REVISIONS 1									
REVISIONS 2									
REVISIONS 3									
REVISIONS 4									
FIELD CHANGES									

Date: 5/31/2022

Username: nedman

Division:

Filename: ... \xsects - SB Diversion.dgn



STATE OF MAINE
 DEPARTMENT OF TRANSPORTATION
 2189401
 21894.01 & 21900.01
 BRIDGE NOS. 5813 & 1461
 BRIDGE PLANS

DESIGN-DETAILED	T. AQUILAR	S. LINDSLEY	04-22	SIGNATURE
CHECKED-REVIEWED	T. MCALIFFE	B. COLBURN	04-22	
DESIGN-DETAILED	S. LISTER	M. LOVETT	04-22	P.E. NUMBER
REVISIONS 1				DATE
REVISIONS 2				
REVISIONS 3				
REVISIONS 4				
FIELD CHANGES				

PROJ. MANAGER	D. EATON	BY	DATE
DESIGN-DETAILED	T. AQUILAR	S. LINDSLEY	04-22
CHECKED-REVIEWED	T. MCALIFFE	B. COLBURN	04-22
DESIGN-DETAILED	S. LISTER	M. LOVETT	04-22
REVISIONS 1			
REVISIONS 2			
REVISIONS 3			
REVISIONS 4			
FIELD CHANGES			

I-95 NB WEBB ROAD BRIDGE
 I-95 SB WEBB ROAD BRIDGE
 WATERVILLE KENNEBEC COUNTY
 CROSS SECTIONS
 DIVERSION I-95 SOUTHBOUND

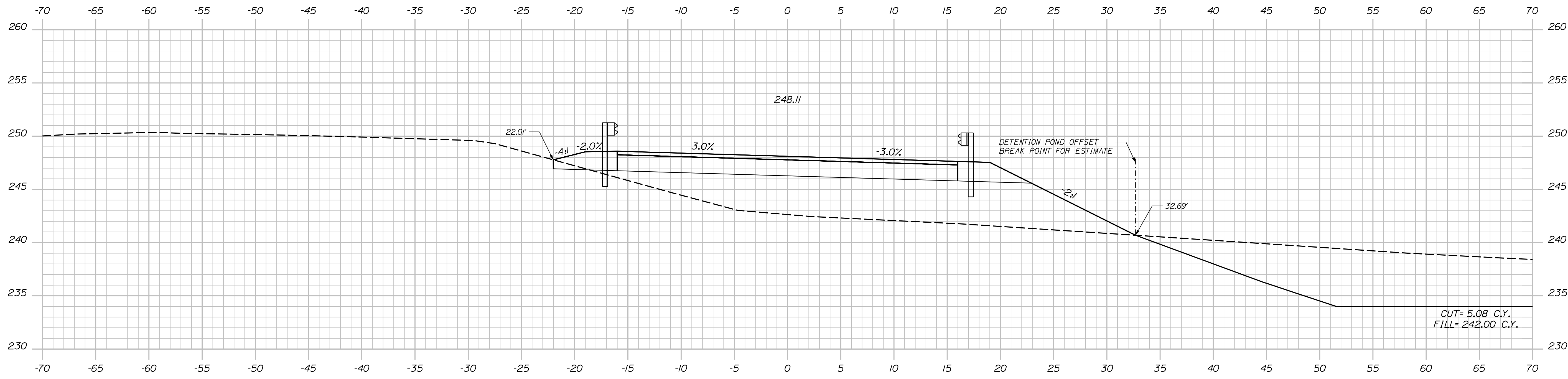
SHEET NUMBER
 99
 OF 169

Date: 5/31/2022

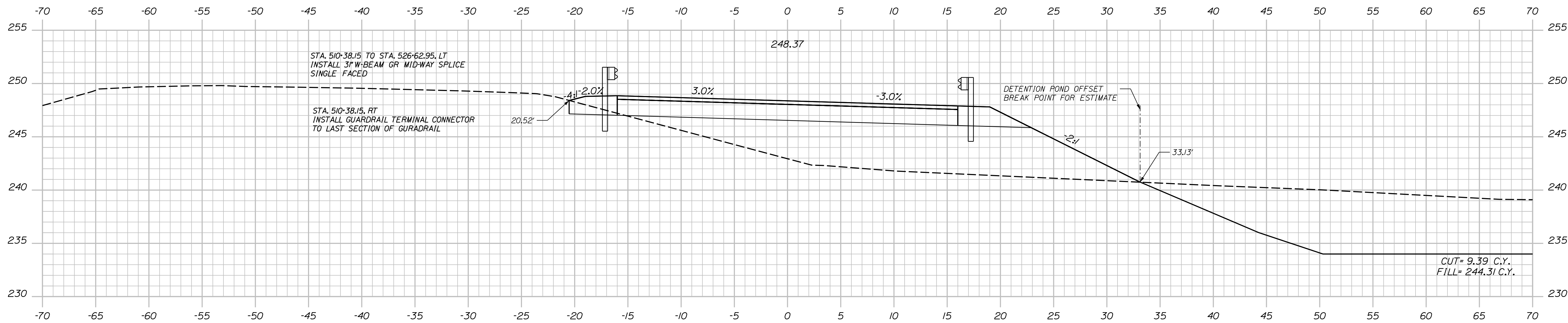
Username: nedman

Division:

Filename: ... \xsects - SB Diversion.dgn



511+00.00



510+50.00

STA. 510+38.15 TO STA. 526+62.95, LT
 INSTALL 31" W-BEAM GR MID-WAY SPLICE
 SINGLE FACED

STA. 510+38.15, RT
 INSTALL GUARDRAIL TERMINAL CONNECTOR
 TO LAST SECTION OF GUARDRAIL

STATE OF MAINE
 DEPARTMENT OF TRANSPORTATION
 2189401
 21894.01 & 21900.01
 BRIDGE NOS: 5813 & 1461

PROJ. MANAGER
 DESIGN-DETAILED
 CHECKED-REVIEWED
 DESIGN-DETAILED
 REVISIONS 1
 REVISIONS 2
 REVISIONS 3
 REVISIONS 4
 FIELD CHANGES

D. EATON
 T. AQUILAR
 S. LINDSEY
 T. MCALLIFFE
 S. LISTER
 M. LOVETT

DATE
 04-22
 04-22
 04-22

SIGNATURE
 P.E. NUMBER
 DATE

I-95 NB WEBB ROAD BRIDGE
 I-95 SB WEBB ROAD BRIDGE
 WATERVILLE
 KENNEBEC COUNTY
 CROSS SECTIONS
 DIVERSION I-95 SOUTHBOUND

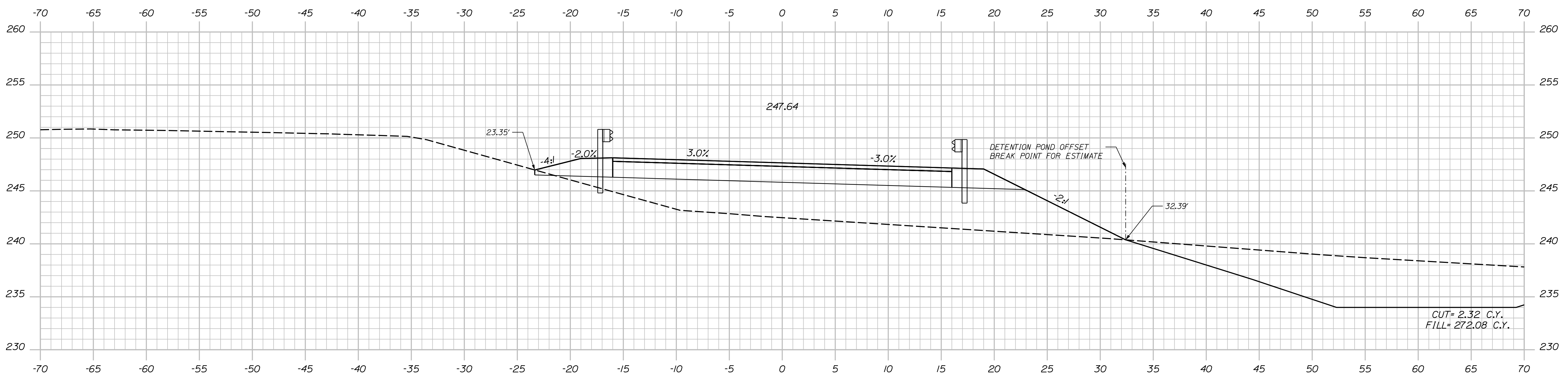
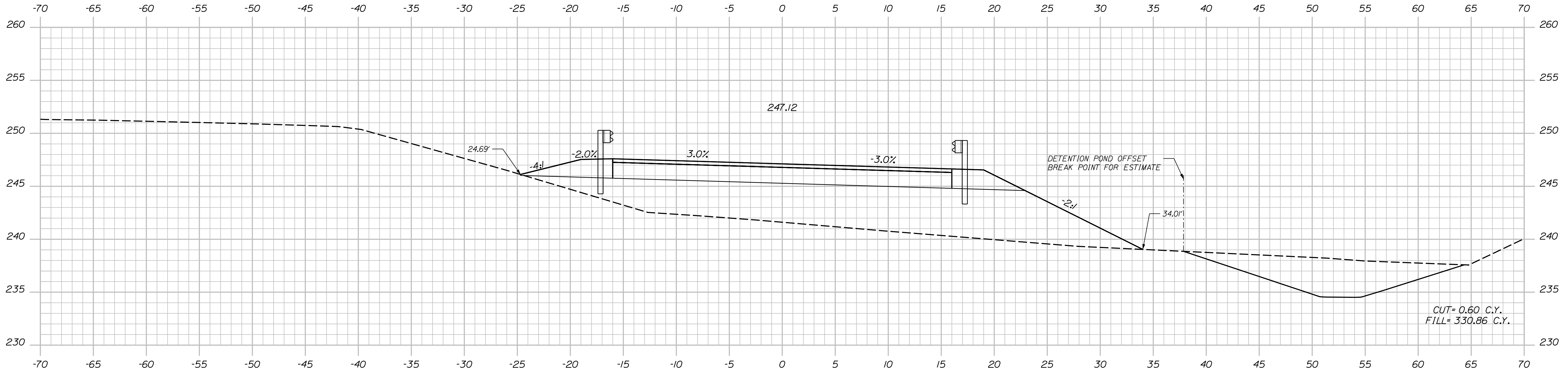
SHEET NUMBER
 100
 OF 169

Date: 5/31/2022

Username: nedman

Division:

Filename: ... \xsects - SB Diversion.dgn



STATE OF MAINE
DEPARTMENT OF TRANSPORTATION
2189401
21894.01 & 21900.01
BRIDGE NOS: 5813 & 1461
BRIDGE PLANS

PROJ. MANAGER	D. EATON	BY	DATE	SIGNATURE	P.E. NUMBER	DATE
DESIGN/DETAILED	T. AQUILAR	S. LINDSLEY	04-22			
CHECKED/REVIEWED	T. MCALLIFFE	B. COLBURN	04-22			
DESIGN/DETAILED	S. LISTER	M. LOVETT	04-22			
REVISIONS 1						
REVISIONS 2						
REVISIONS 3						
REVISIONS 4						
FIELD CHANGES						

I-95 NB WEBB ROAD BRIDGE
I-95 SB WEBB ROAD BRIDGE
WATERVILLE KENNEBEC COUNTY
CROSS SECTIONS
DIVERSION I-95 SOUTHBOUND

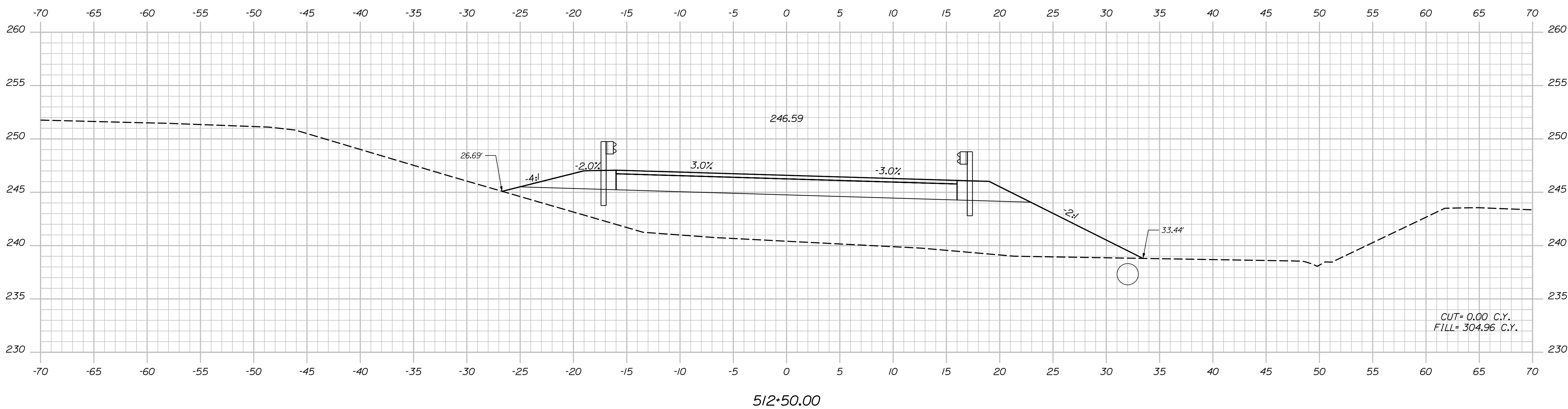
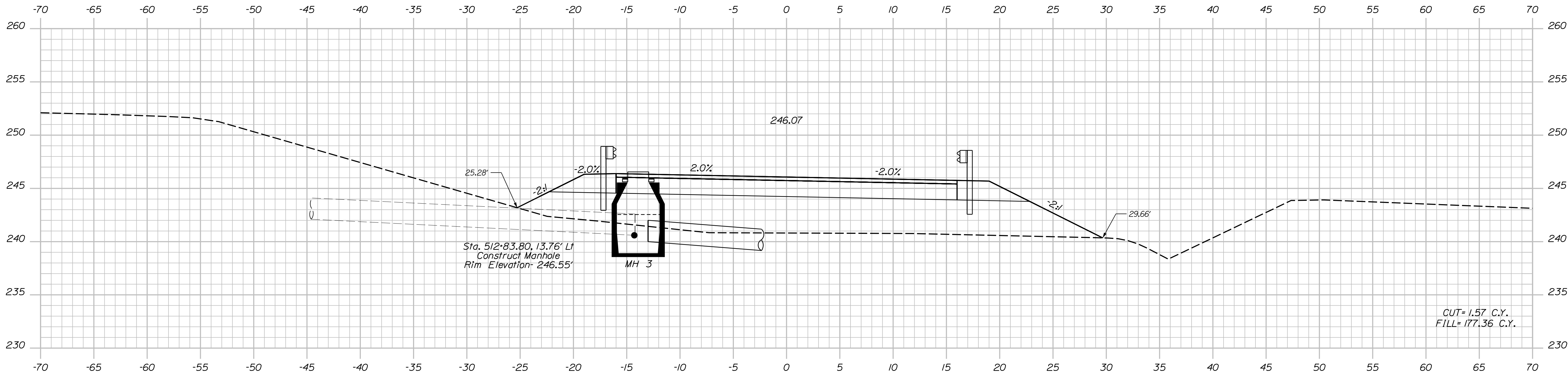
SHEET NUMBER
101
OF 169

Date: 5/31/2022

Username: nedman

Division:

Filename: ... \xsects - SB Diversion.dgn



STATE OF MAINE
DEPARTMENT OF TRANSPORTATION
2189401
21894.01 & 21900.01
BRIDGE NOS: 5813 & 1461

PROJ. MANAGER: D. EATON
DESIGN-DETAILED: T. AQUILAR
CHECKED-REVIEWED: T. AQUILAR
DESIGN-DETAILED: S. LISTER
REVISIONS 1: _____
REVISIONS 2: _____
REVISIONS 3: _____
REVISIONS 4: _____
FIELD CHANGES: _____

DATE	BY	SIGNATURE	P.E. NUMBER	DATE
04-22	S. LINDSLEY			
04-22	B. COLBURN			
04-22	M. LOVETT			

I-95 NB WEBB ROAD BRIDGE
I-95 SB WEBB ROAD BRIDGE
WATERVILLE KENNEBEC COUNTY
CROSS SECTIONS
DIVERSION I-95 SOUTHBOUND

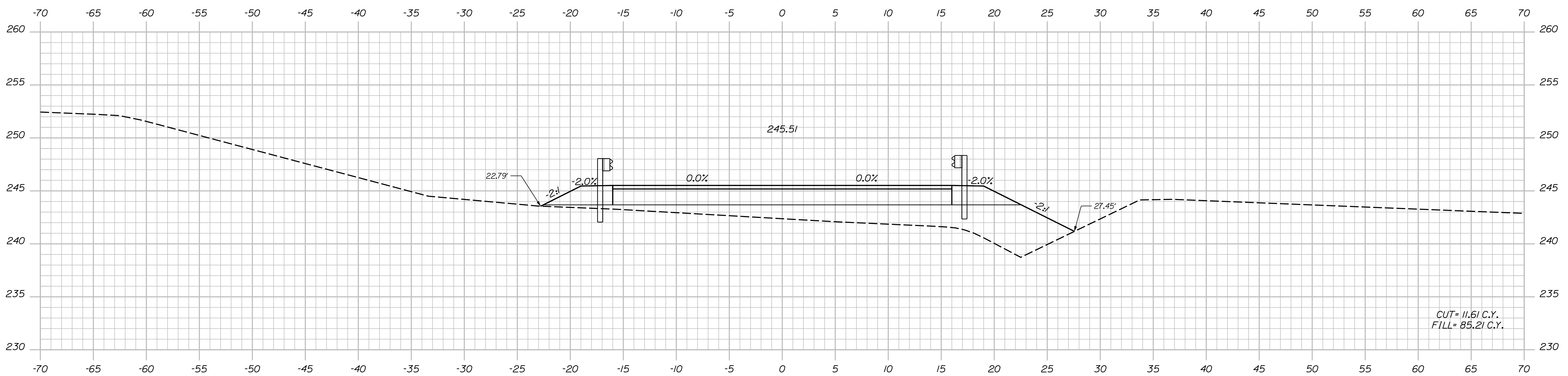
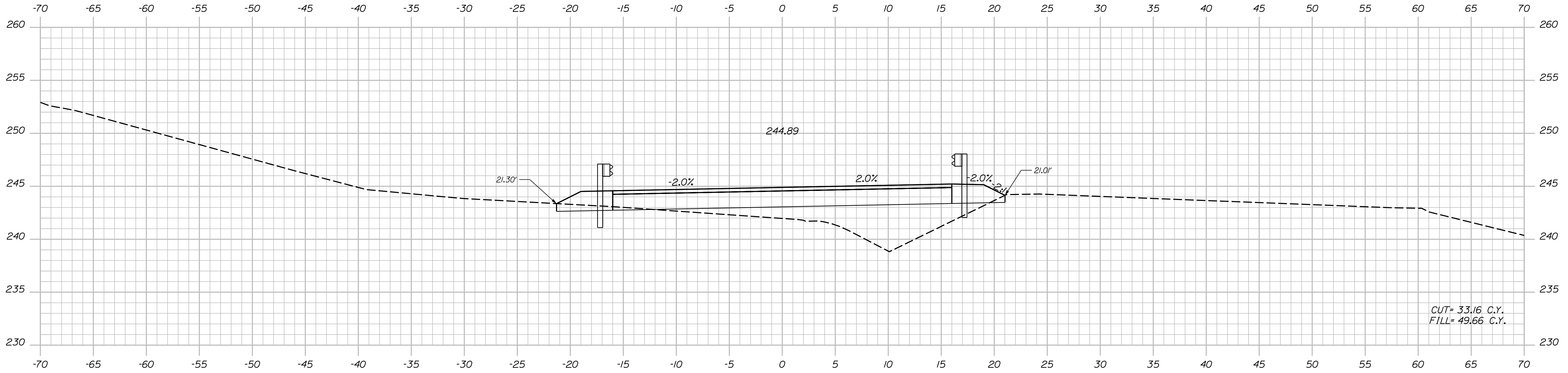
SHEET NUMBER
102
OF 169

Date: 5/31/2022

Username: nedman

Division:

Filename: ... \xsects - SB Diversion.dgn



STATE OF MAINE
DEPARTMENT OF TRANSPORTATION
2189401
21894.01 & 21900.01
BRIDGE NOS: 5813 & 1461
BRIDGE PLANS

DESIGNER: T. AQUILAR
CHECKED: S. LINDSLEY
DESIGNED: T. MCALIFFE
DESIGNED: S. LISTER
REVISIONS: 1
REVISIONS: 2
REVISIONS: 3
REVISIONS: 4
FIELD CHANGES

PROJ. MANAGER	D. EATON	BY	DATE
DESIGN-DETAILED	T. AQUILAR	S. LINDSLEY	04-22
CHECKED-REVIEWED	T. MCALIFFE	B. COLBURN	04-22
DESIGN-DETAILED	S. LISTER	M. LOVETT	04-22
REVISIONS 1			
REVISIONS 2			
REVISIONS 3			
REVISIONS 4			
FIELD CHANGES			

I-95 NB WEBB ROAD BRIDGE
I-95 SB WEBB ROAD BRIDGE
WATERVILLE KENNEBEC COUNTY
CROSS SECTIONS
DIVERSION I-95 SOUTHBOUND

SHEET NUMBER

103

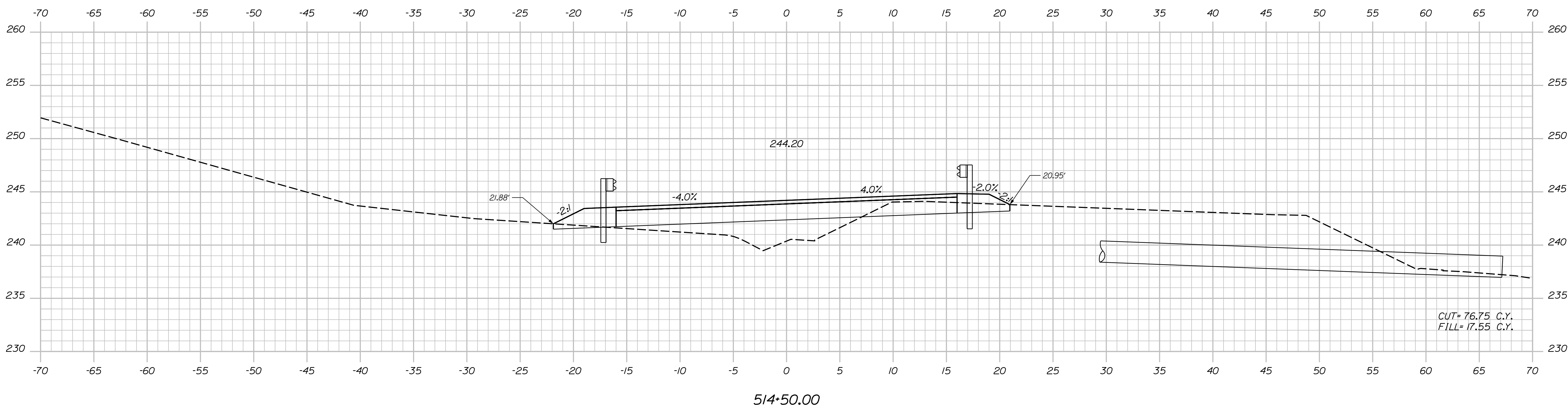
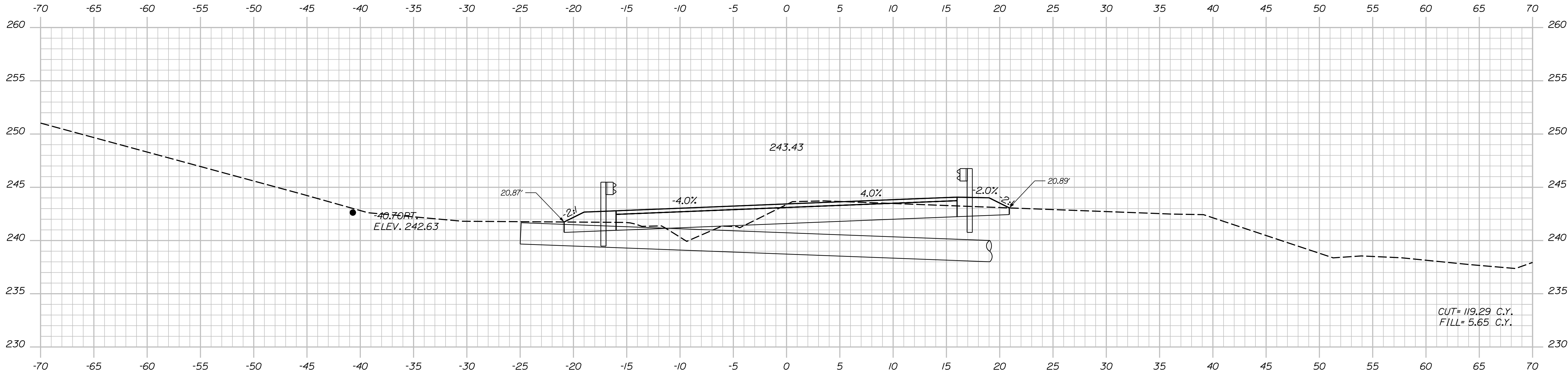
OF 169

Date: 5/31/2022

Username: nedman

Division:

Filename: ... \xsects - SB Diversion.dgn



STATE OF MAINE
DEPARTMENT OF TRANSPORTATION
2189401
21894.01 & 21900.01
BRIDGE NOS: 5813 & 1461

DESIGNER: T. AQUILAR
CHECKED: S. LINDSLEY
DESIGNED: T. MCALIFFE
DATE: 04-22

PROJ. MANAGER: D. EATON
BY: S. LINDSLEY
DATE: 04-22

DESIGNED: S. LISTER
DATE: 04-22

REVISIONS 1
REVISIONS 2
REVISIONS 3
REVISIONS 4
FIELD CHANGES

SIGNATURE
P.E. NUMBER
DATE

I-95 NB WEBB ROAD BRIDGE
I-95 SB WEBB ROAD BRIDGE
KENNEBEC COUNTY
WATERVILLE
CROSS SECTIONS
DIVERSION I-95 SOUTHBOUND

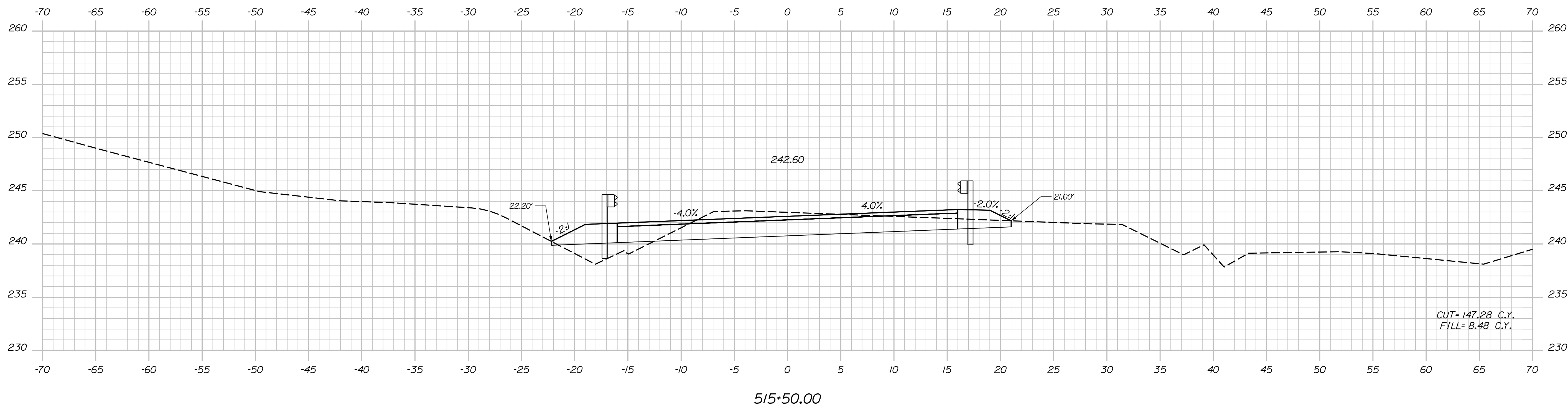
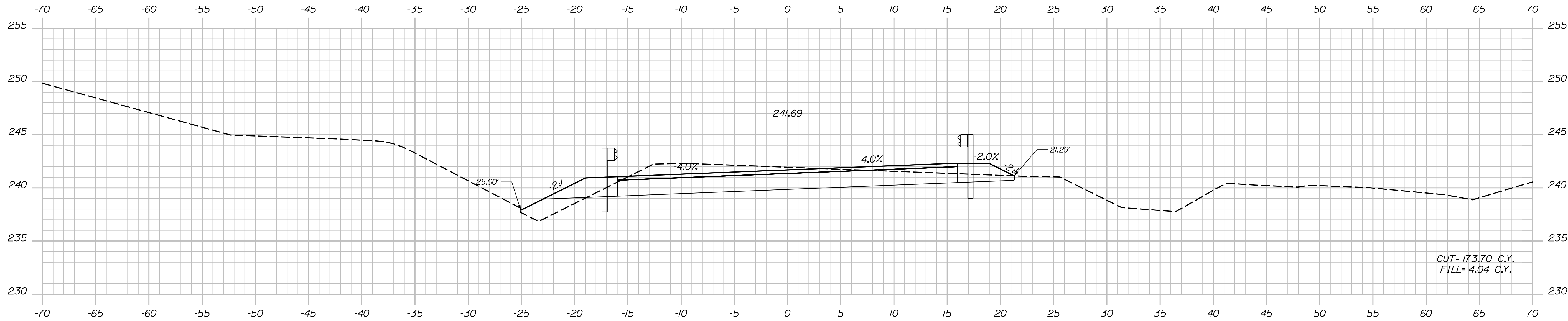
SHEET NUMBER
104
OF 169

Date: 5/31/2022

Username: nedman

Division:

Filename: ... \xsects - SB Diversion.dgn



STATE OF MAINE
DEPARTMENT OF TRANSPORTATION
2189401
21894.01 & 21900.01
BRIDGE NOS: 5813 & 1461
BRIDGE PLANS

SIGNATURE
P.E. NUMBER
DATE

PROJ. MANAGER	D. EATON	BY	DATE
DESIGN DETAILED	T. AQUILAR	S. LINDSLEY	04-22
CHECKED/REVIEWED	T. MCALLIFFE	B. COLBURN	04-22
DESIGN DETAILED	S. LISTER	M. LOVETT	04-22
REVISIONS 1			
REVISIONS 2			
REVISIONS 3			
REVISIONS 4			
FIELD CHANGES			

I-95 NB WEBB ROAD BRIDGE
I-95 SB WEBB ROAD BRIDGE
WATERVILLE KENNEBEC COUNTY
CROSS SECTIONS
DIVERSION I-95 SOUTHBOUND

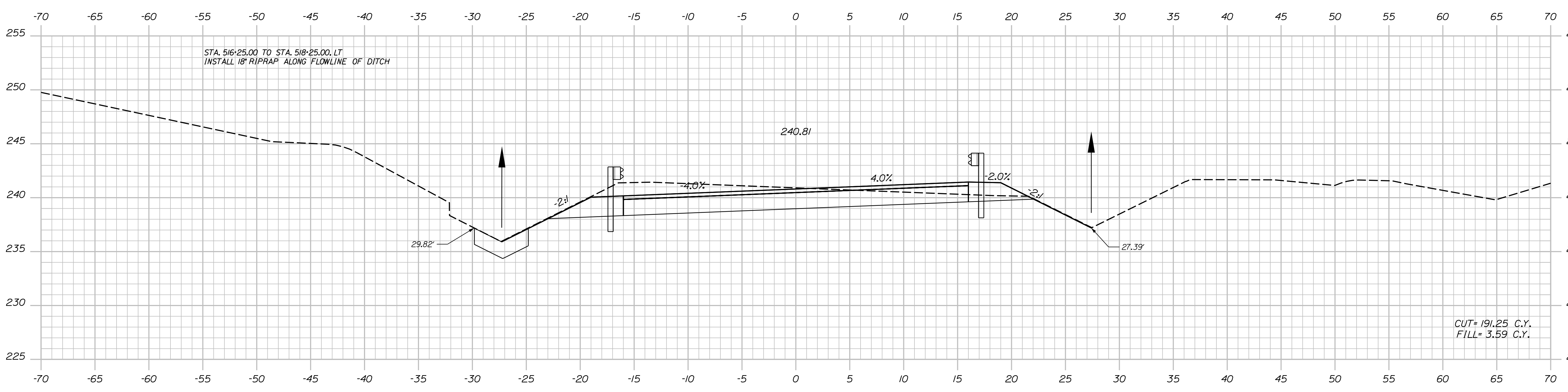
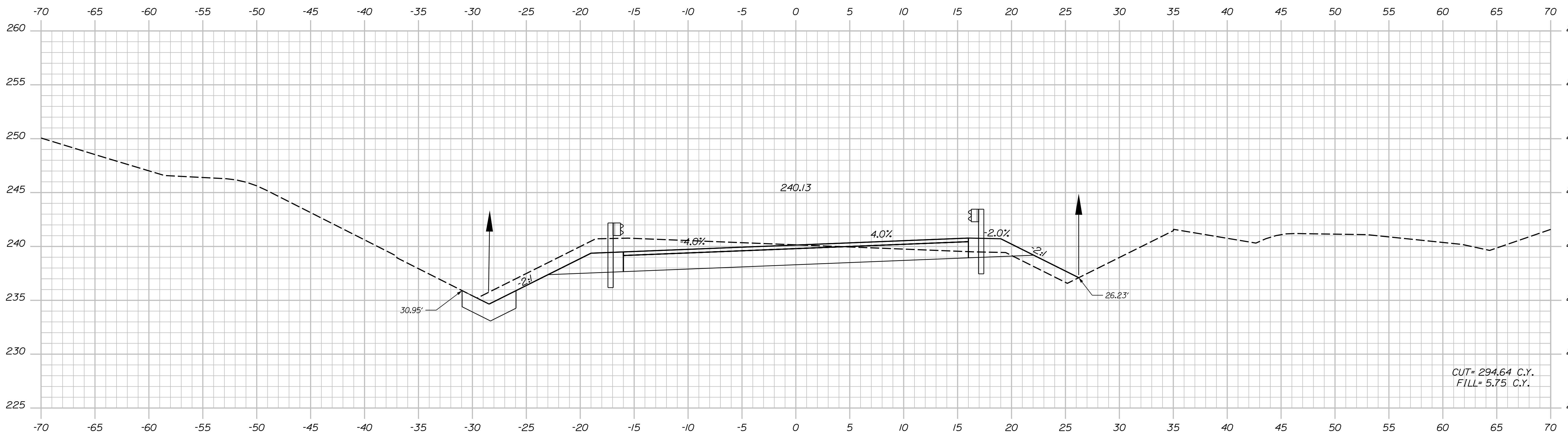
SHEET NUMBER
105
OF 169

Date: 5/31/2022

Username: nedman

Division:

Filename: ... \xsects - SB Diversion.dgn



STATE OF MAINE
DEPARTMENT OF TRANSPORTATION
2189401
21894.01 & 21900.01
BRIDGE NOS: 5813 & 1461

PROJ. MANAGER
DESIGN-DETAILED
CHECKED-REVIEWED
DESIGN-DETAILED
REVISIONS 1
REVISIONS 2
REVISIONS 3
REVISIONS 4
FIELD CHANGES

DATE	BY	D. EATON	DATE	SIGNATURE	P.E. NUMBER	DATE
04-22	S. LINDSLEY	T. AQUILAR	04-22			
04-22	B. COLBURN	T. MCALIFFE	04-22			
04-22	M. LOVETT	S. LISTER	04-22			

I-95 NB\WEBB ROAD BRIDGE
I-95 SB\WEBB ROAD BRIDGE
WATERVILLE KENNEBEC COUNTY
CROSS SECTIONS
DIVERSION I-95 SOUTHBOUND

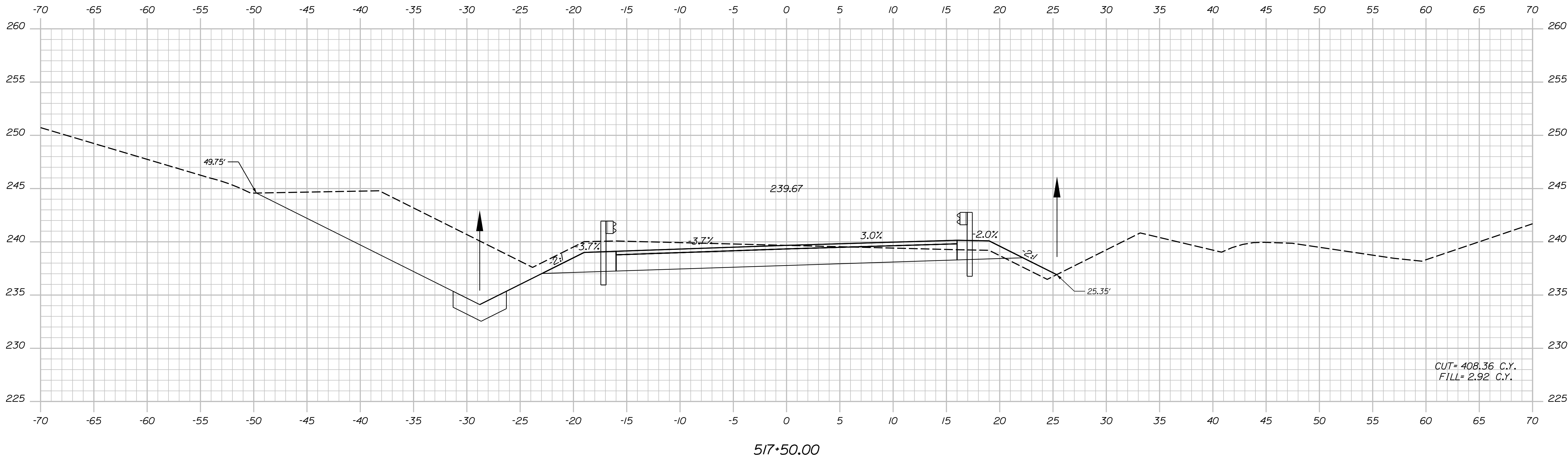
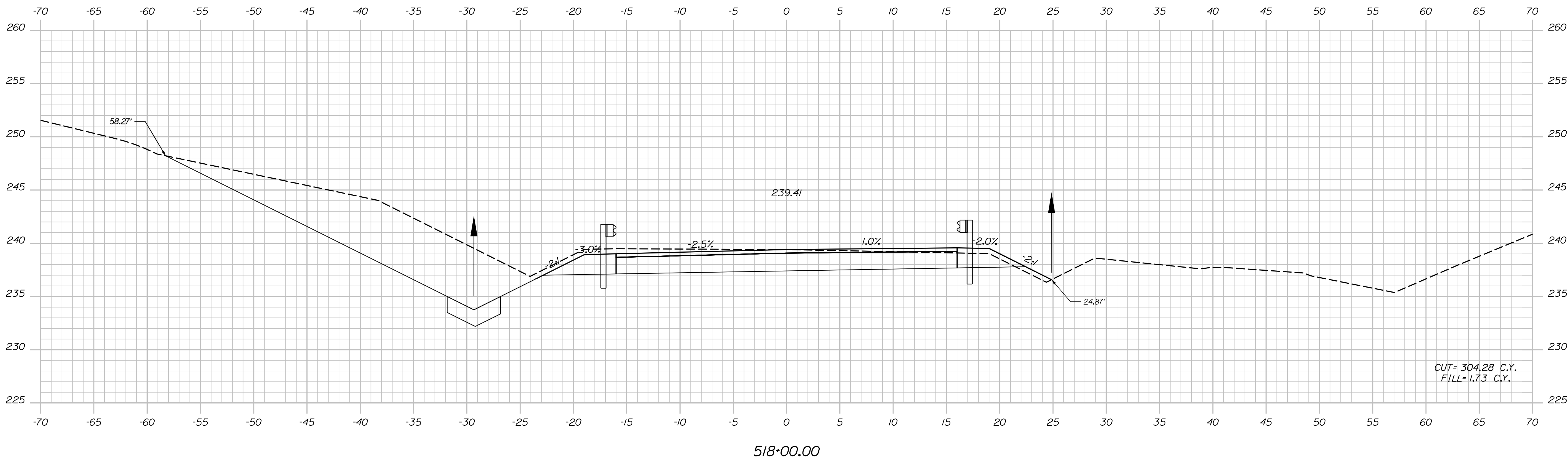
SHEET NUMBER
106
OF 169

Date: 5/31/2022

Username: nedman

Division:

Filename: ... \xsects - SB Diversion.dgn



STATE OF MAINE
DEPARTMENT OF TRANSPORTATION
2189401
21894.01 & 21900.01
BRIDGE NOS: 5813 & 1461
BRIDGE PLANS

PROJ. MANAGER
DESIGN-DETAILED
CHECKED-REVIEWED
DESIGN-DETAILED
DESIGN-DETAILED
REVISIONS 1
REVISIONS 2
REVISIONS 3
REVISIONS 4
FIELD CHANGES

DATE
04-22
04-22
04-22

BY
S. LINDSLEY
B. COLBURN
M. LOVETT

SIGNATURE
P.E. NUMBER
DATE

I-95 NB WEBB ROAD BRIDGE
I-95 SB WEBB ROAD BRIDGE
KENNEBEC COUNTY
WATERVILLE
CROSS SECTIONS
DIVERSION I-95 SOUTHBOUND

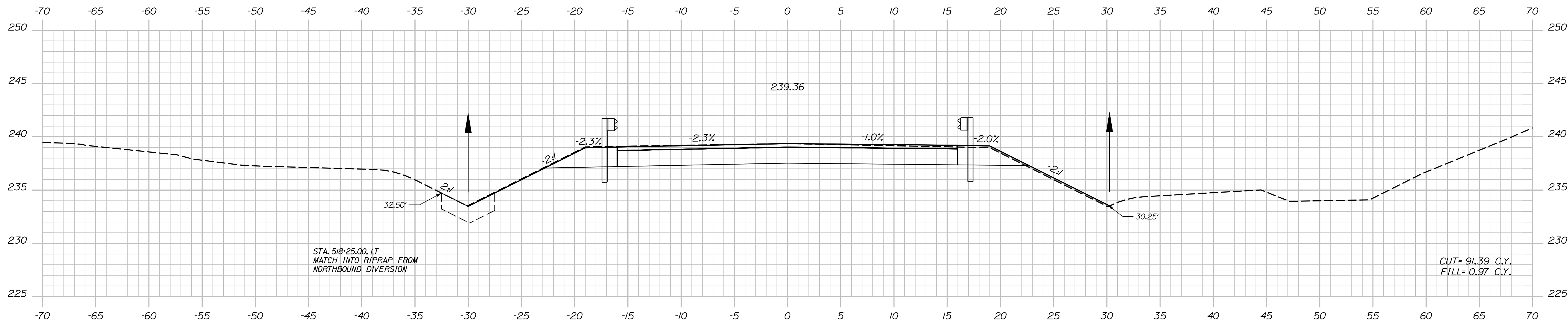
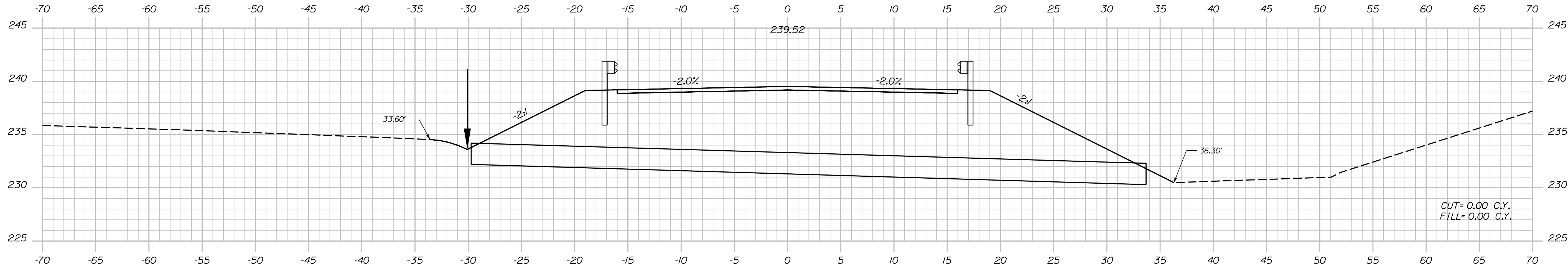
SHEET NUMBER
107
OF 169

Date: 5/31/2022

Username: nedman

Division:

Filename: ... \xsects - SB Diversion.dgn



STATE OF MAINE
DEPARTMENT OF TRANSPORTATION
2189401
21894.01 & 21900.01
BRIDGE NOS: 5813 & 1461
BRIDGE PLANS

PROJ. MANAGER	D. EATON	BY	DATE
DESIGN DETAILED	T. AQUILAR	S. LINDSLEY	04-22
CHECKED/REVIEWED	T. MCALLIFFE	B. COLBURN	04-22
DESIGN DETAILED	S. LISTER	M. LOVETT	04-22
REVISIONS 1			
REVISIONS 2			
REVISIONS 3			
REVISIONS 4			
FIELD CHANGES			

I-95 NB WEBB ROAD BRIDGE
I-95 SB WEBB ROAD BRIDGE
KENNEBEC COUNTY
WATERVILLE
CROSS SECTIONS
DIVERSION I-95 SOUTHBOUND

SHEET NUMBER

108

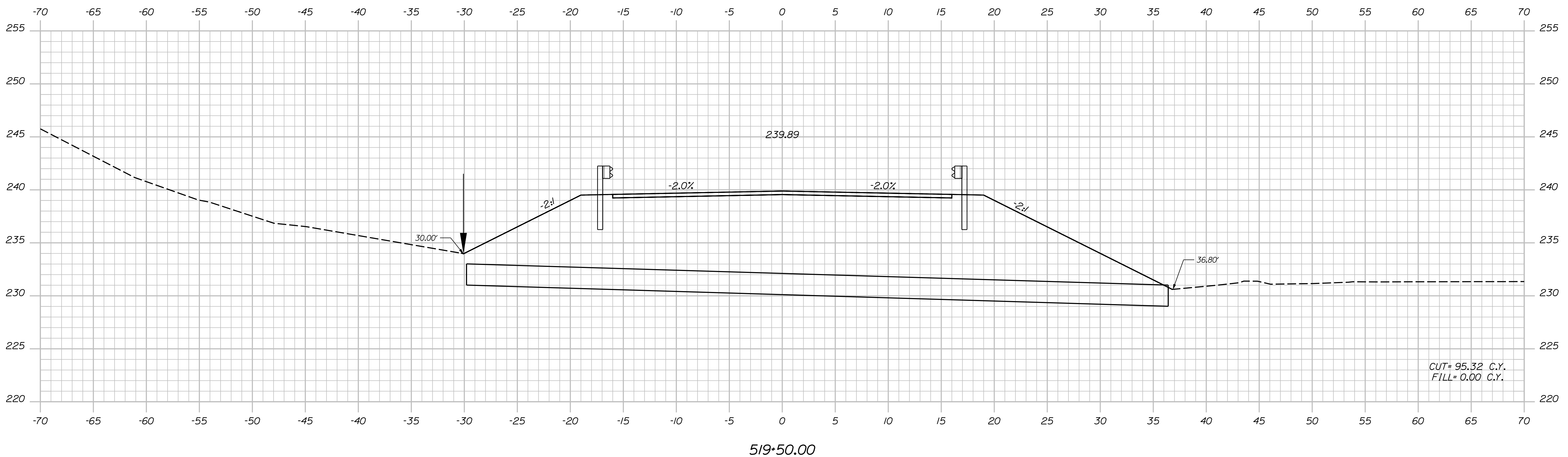
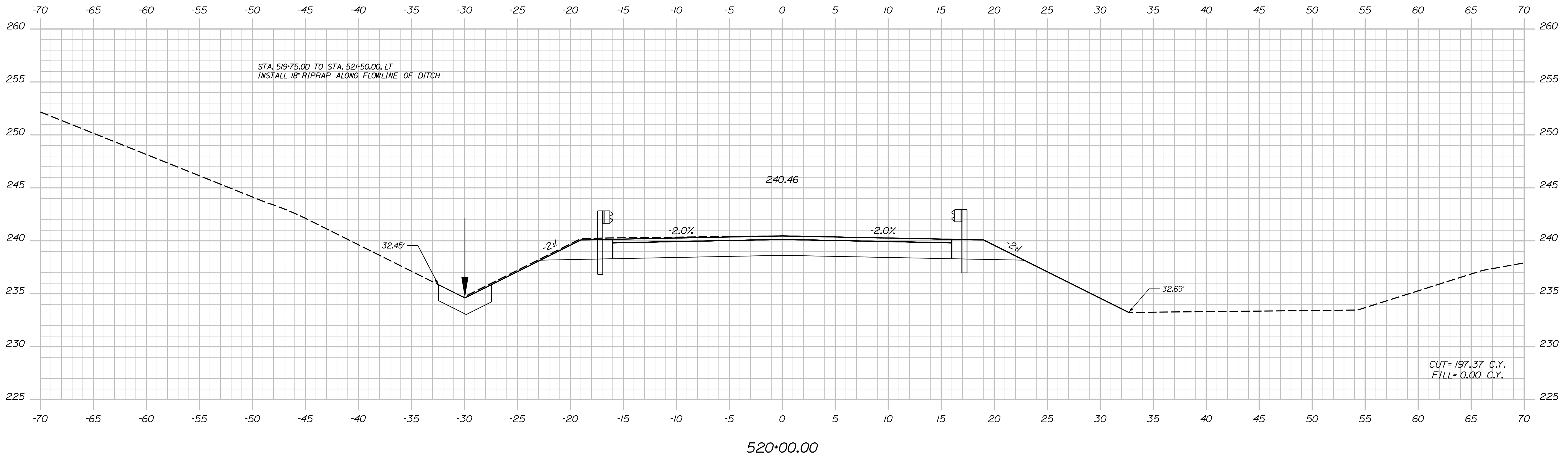
OF 169

Date: 5/31/2022

Username: nedman

Division:

Filename: ... \xsects - SB Diversion.dgn



STATE OF MAINE
DEPARTMENT OF TRANSPORTATION

2189401

21894.01 & 21900.01

BRIDGE NOS: 5813 & 1461
BRIDGE PLANS

SIGNATURE

DATE

BY

D. EATON

PROJ. MANAGER

DESIGN/DETAILED

CHECKED/REVIEWED

DESIGN/DETAILED

DESIGN/DETAILED

REVISIONS 1

REVISIONS 2

REVISIONS 3

REVISIONS 4

FIELD CHANGES

P.E. NUMBER

DATE

DATE

DATE

DATE

DATE

DATE

I-95 NB WEBB ROAD BRIDGE
I-95 SB WEBB ROAD BRIDGE
WATERVILLE
KENNEBEC COUNTY

CROSS SECTIONS
DIVERSION I-95 SOUTHBOUND

SHEET NUMBER

109

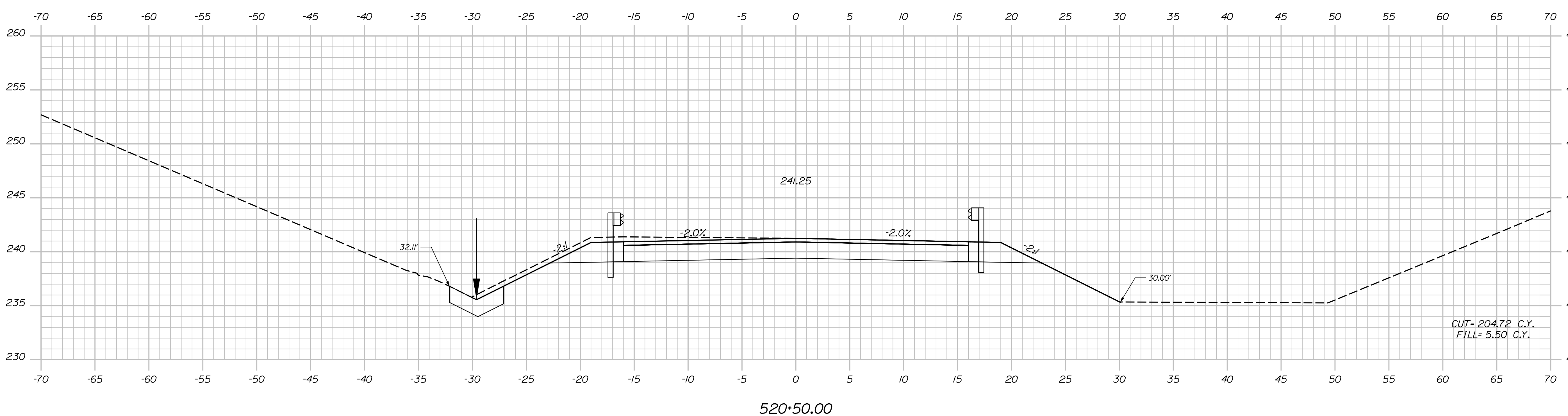
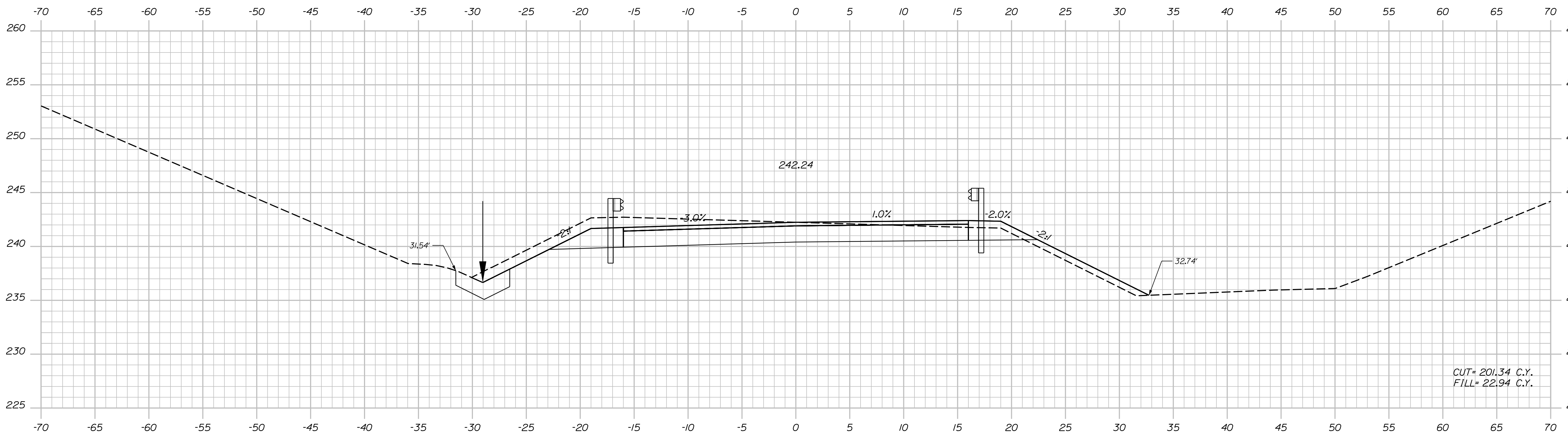
OF 169

Date: 5/31/2022

Username: nedman

Division:

Filename: ... \xsects - SB Diversion.dgn



STATE OF MAINE
DEPARTMENT OF TRANSPORTATION
2189401
21894.01 & 21900.01
BRIDGE NOS: 5813 & 1461
BRIDGE PLANS

PROJ. MANAGER
DESIGN DETAILED
CHECKED/REVIEWED
DESIGN DETAILED
REVISIONS 1
REVISIONS 2
REVISIONS 3
REVISIONS 4
FIELD CHANGES

D. EATON
T. AQUILAR
T. MCALLIFFE
S. LISTER

BY
S. LINDSLEY
B. COLBURN
M. LOVETT

DATE
04-22
04-22
04-22

SIGNATURE
P.E. NUMBER
DATE

I-95 NB WEBB ROAD BRIDGE
I-95 SB WEBB ROAD BRIDGE
KENNEBEC COUNTY
WATERVILLE
CROSS SECTIONS
DIVERSION I-95 SOUTHBOUND

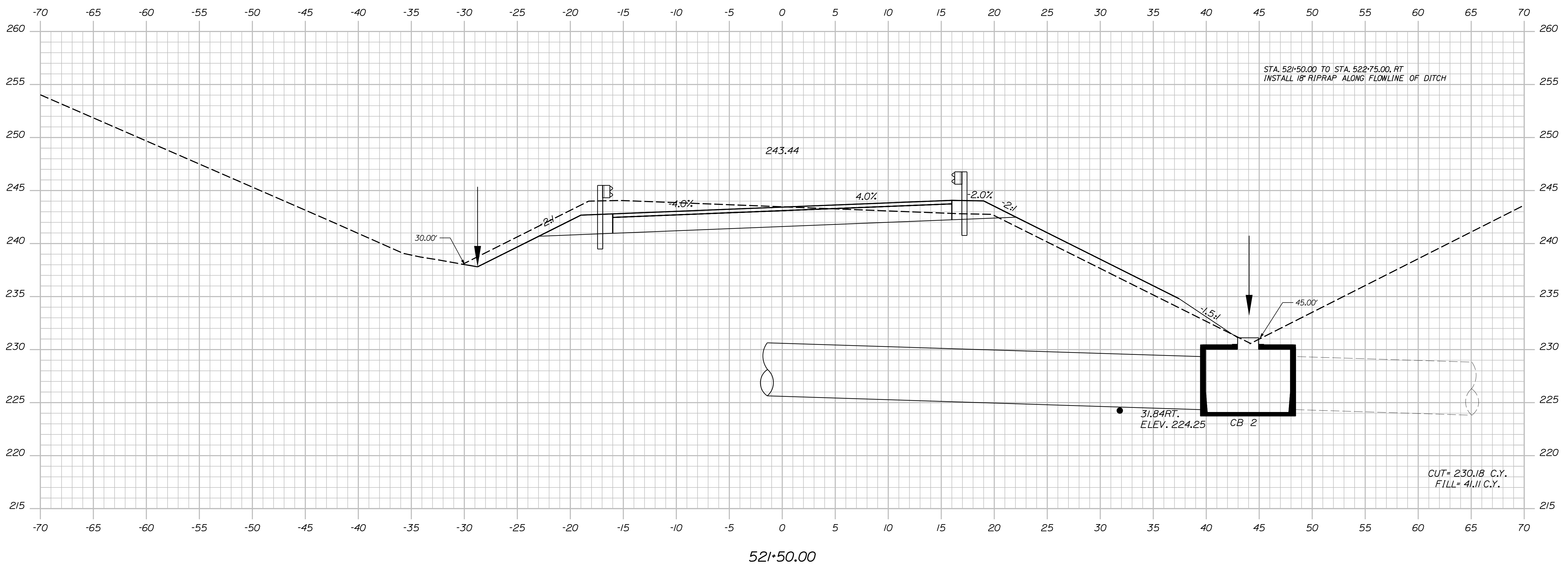
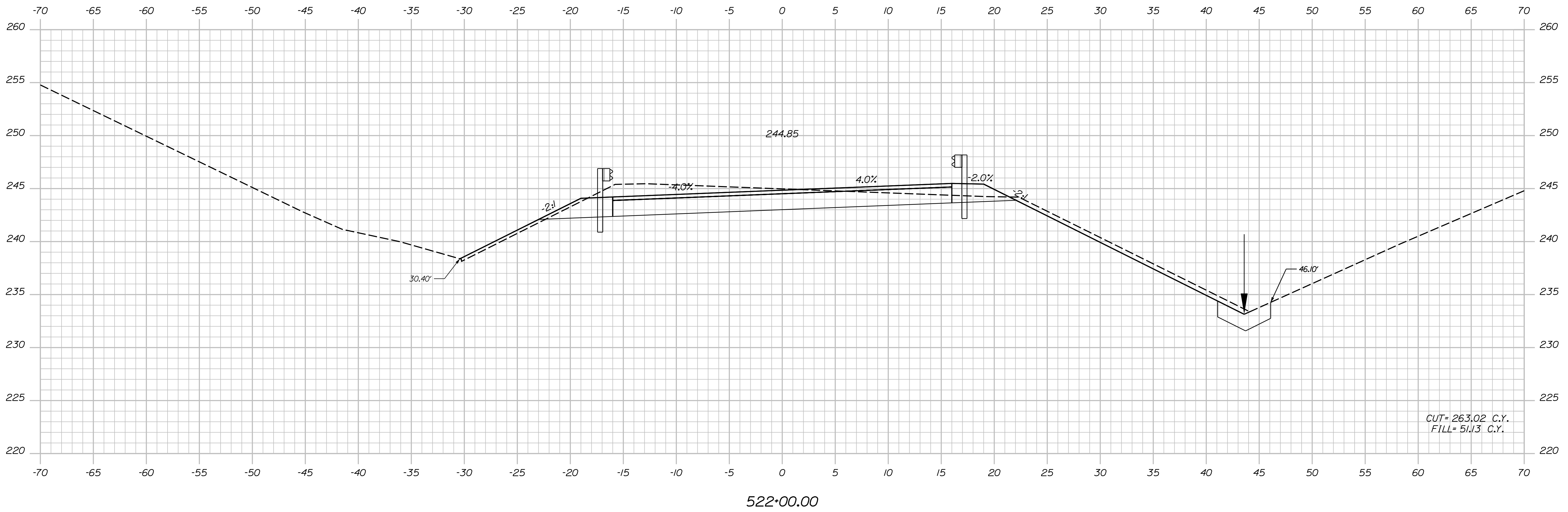
SHEET NUMBER
110
OF 169

Date: 5/31/2022

Username: nedman

Division:

Filename: ... \xsects - SB Diversion.dgn

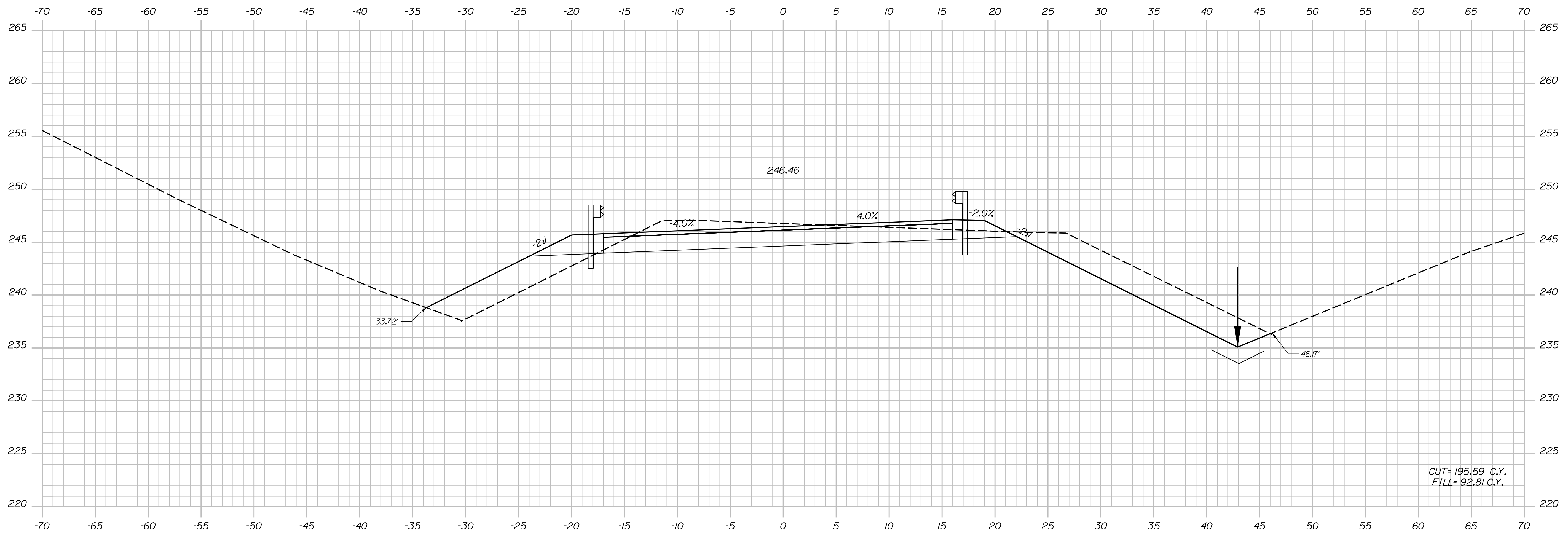


STATE OF MAINE
DEPARTMENT OF TRANSPORTATION
2189401
21894.01 & 21900.01
BRIDGE NOS. 5813 & 1461
BRIDGE PLANS

PROJ. MANAGER	DATE
DESIGN-DETAILED	BY
CHECKED-REVIEWED	DATE
DESIGN-DETAILED	BY
DESIGN-DETAILED	DATE
REVISIONS 1	SIGNATURE
REVISIONS 2	P.E. NUMBER
REVISIONS 3	DATE
REVISIONS 4	
FIELD CHANGES	

I-95 NB WEBB ROAD BRIDGE
I-95 SB WEBB ROAD BRIDGE
WATERVILLE
KENNEBEC COUNTY
CROSS SECTIONS
DIVERSION I-95 SOUTHBOUND

SHEET NUMBER
111
OF 169



CUT= 195.59 C.Y.
 FILL= 92.81 C.Y.

522+50.00

STATE OF MAINE
 DEPARTMENT OF TRANSPORTATION
 2189401
 21894.01 & 21900.01
 BRIDGE NOS: 5813 & 1461
 BRIDGE PLANS

PROJ. MANAGER	D. EATON	BY	DATE
DESIGN-DETAILED	T. AQUILAR	S. LINDSLEY	04-22
CHECKED-REVIEWED	T. MCALLIFFE	B. COLBURN	04-22
DESIGN-DETAILED	S. LISTER	M. LOVETT	04-22
REVISIONS 1			
REVISIONS 2			
REVISIONS 3			
REVISIONS 4			
FIELD CHANGES			

I-95 NB\WEBB ROAD BRIDGE
 I-95 SB\WEBB ROAD BRIDGE
 WATERVILLE KENNEBEC COUNTY
 CROSS SECTIONS
 DIVERSION I-95 SOUTHBOUND

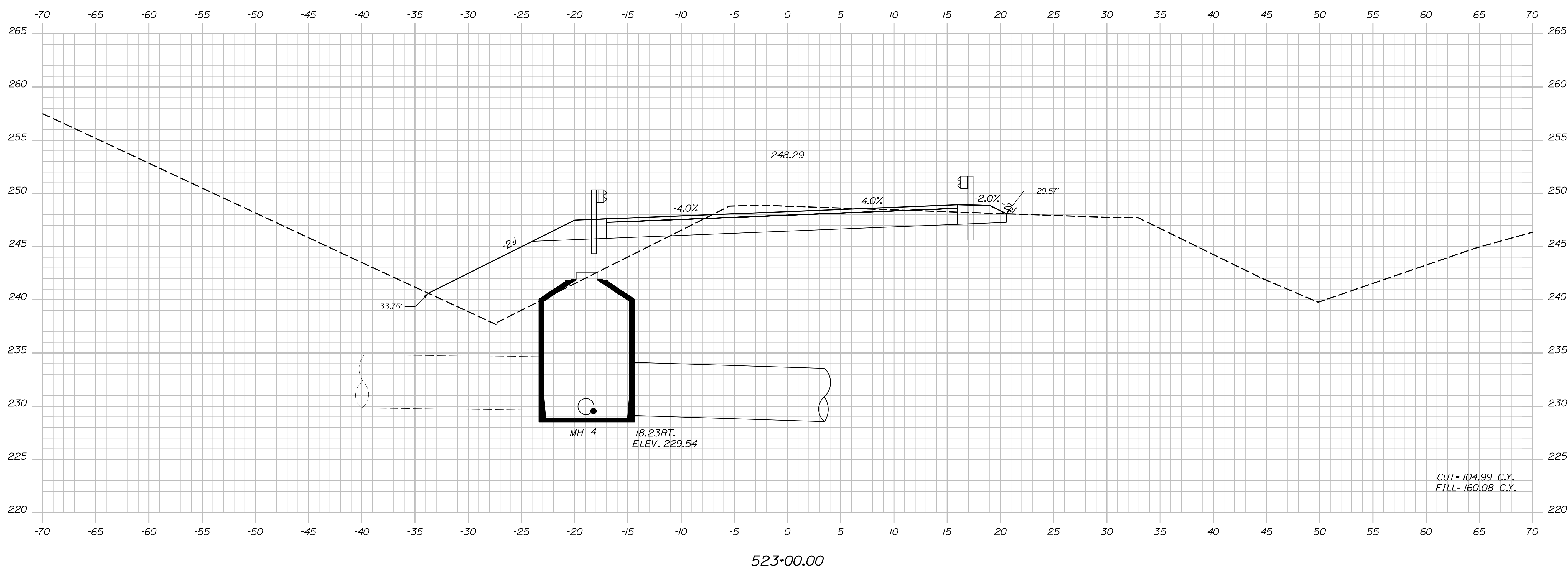
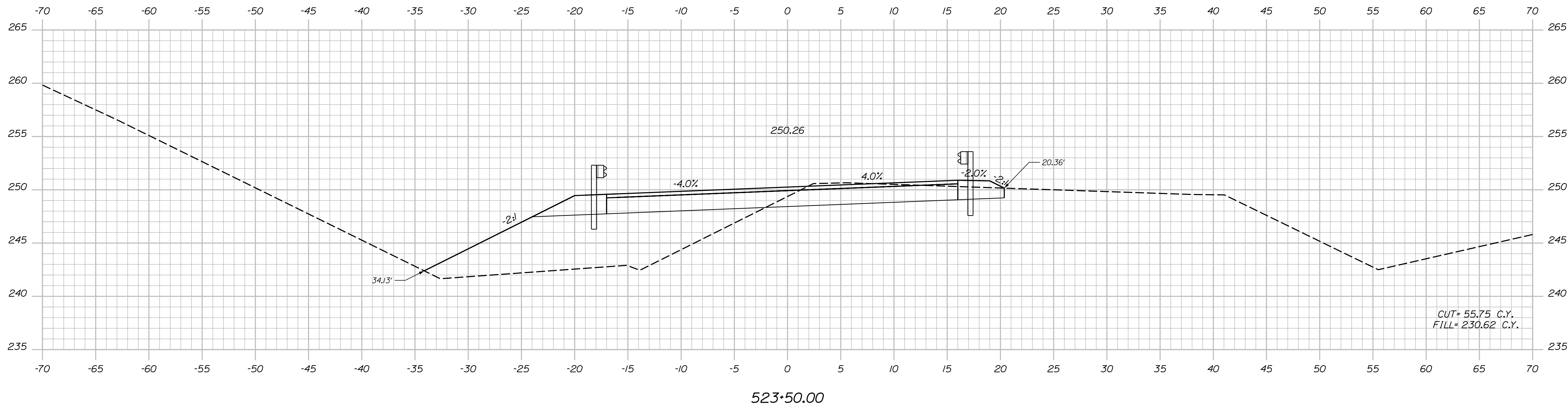
SHEET NUMBER
 112
 OF 169

Date: 5/31/2022

Username: nedman

Division:

Filename: ... \xsects - SB Diversion.dgn



STATE OF MAINE
DEPARTMENT OF TRANSPORTATION
2189401
21894.01 & 21900.01
BRIDGE NOS 5813 & 1461
BRIDGE PLANS

PROJ. MANAGER	DATE
DESIGN-DETAILED	BY
CHECKED-REVIEWED	DATE
DESIGN-DETAILED	BY
DESIGN-DETAILED	DATE
REVISIONS 1	SIGNATURE
REVISIONS 2	P.E. NUMBER
REVISIONS 3	DATE
REVISIONS 4	
FIELD CHANGES	

I-95 NB WEBB ROAD BRIDGE
I-95 SB WEBB ROAD BRIDGE
WATERVILLE KENNEBEC COUNTY
CROSS SECTIONS
DIVERSION I-95 SOUTHBOUND

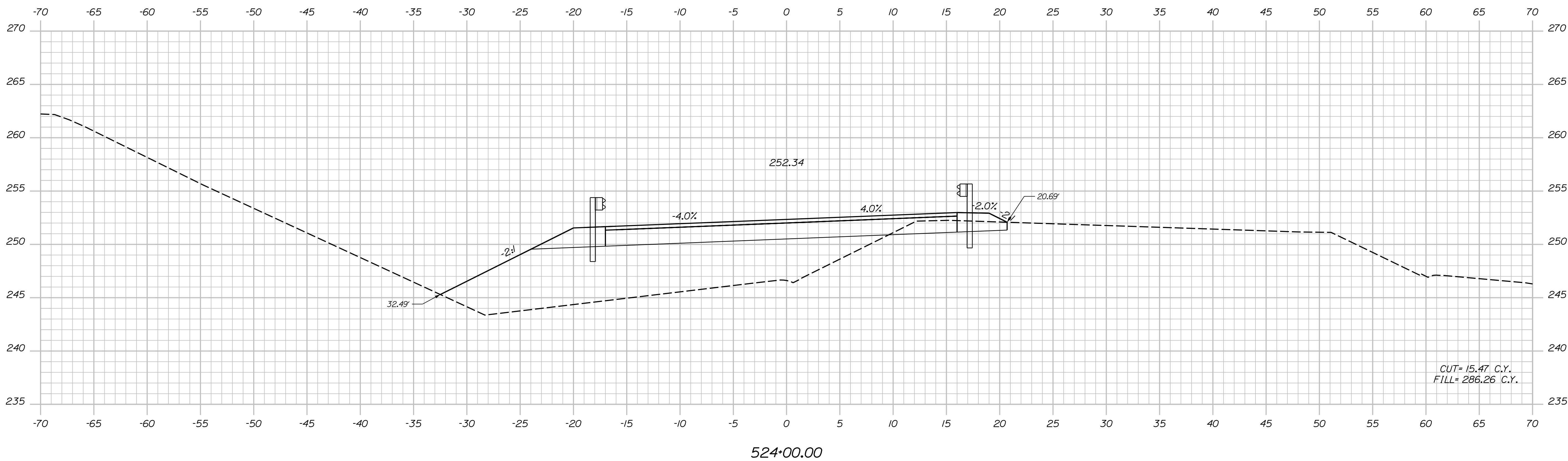
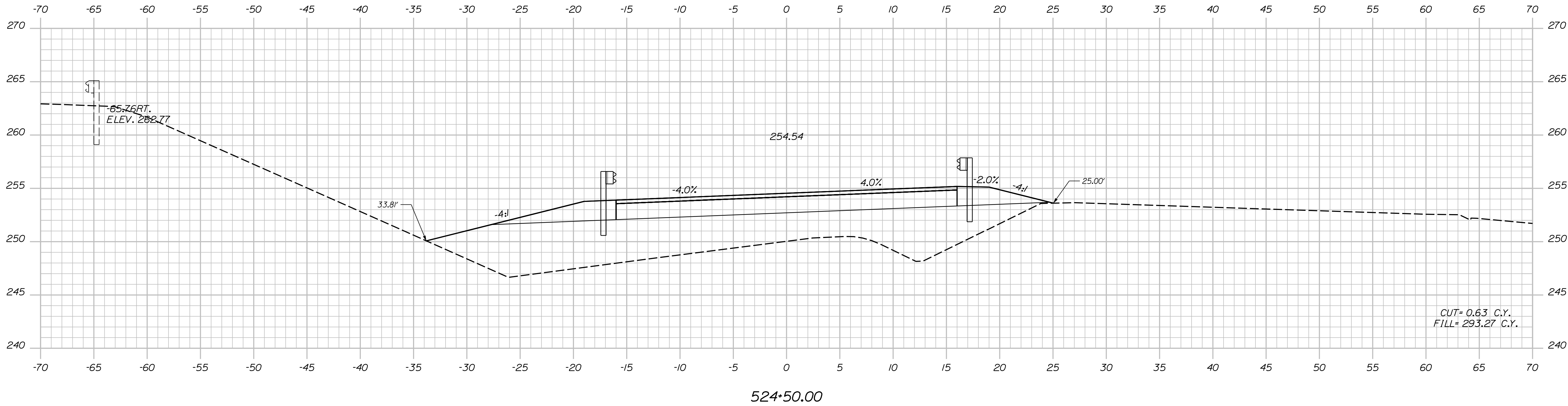
SHEET NUMBER
113
OF 169

Date: 5/31/2022

Username: nedman

Division:

Filename: ... \xsects - SB Diversion.dgn



STATE OF MAINE
DEPARTMENT OF TRANSPORTATION
2189401
21894.01 & 21900.01
BRIDGE NOS: 5813 & 1461

PROJ. MANAGER	D. EATON	BY	DATE
DESIGN DETAILED	T. AQUILAR	S. LINDSLEY	04-22
CHECKED/REVIEWED	T. MCALLIFFE	B. COLBURN	04-22
DESIGN DETAILED	S. LISTER	M. LOVETT	04-22
REVISIONS 1			
REVISIONS 2			
REVISIONS 3			
REVISIONS 4			
FIELD CHANGES			

I-95 NB WEBB ROAD BRIDGE
I-95 SB WEBB ROAD BRIDGE
WATERVILLE KENNEBEC COUNTY
CROSS SECTIONS
DIVERSION I-95 SOUTHBOUND

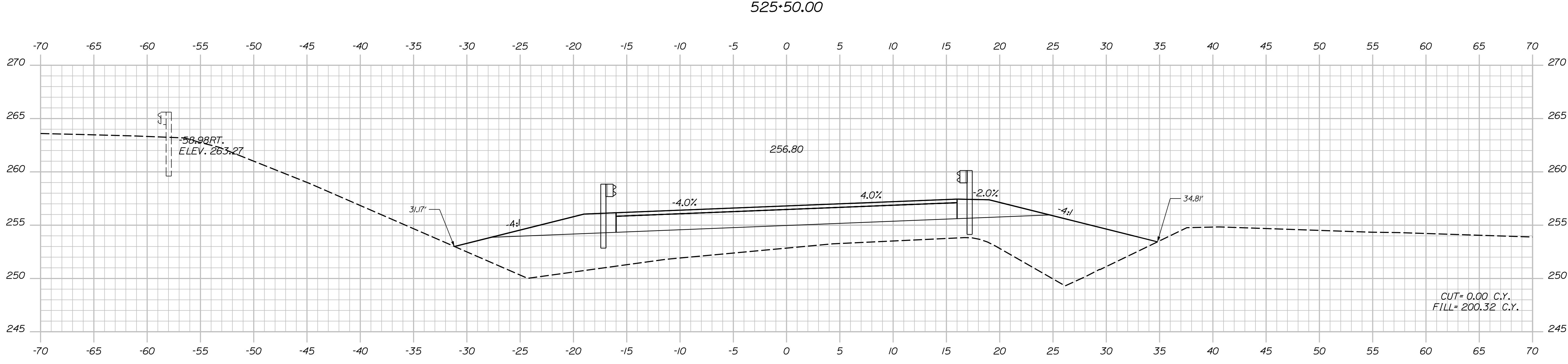
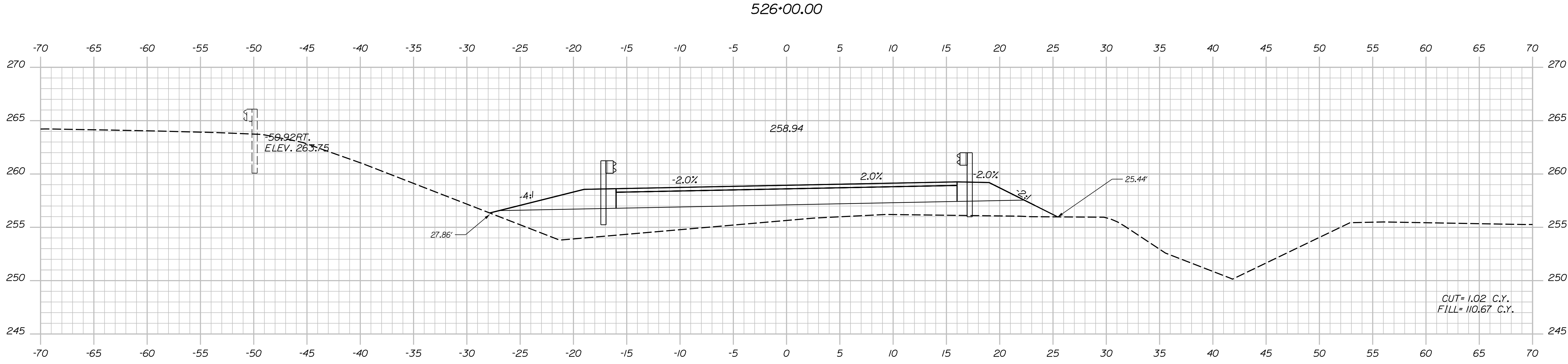
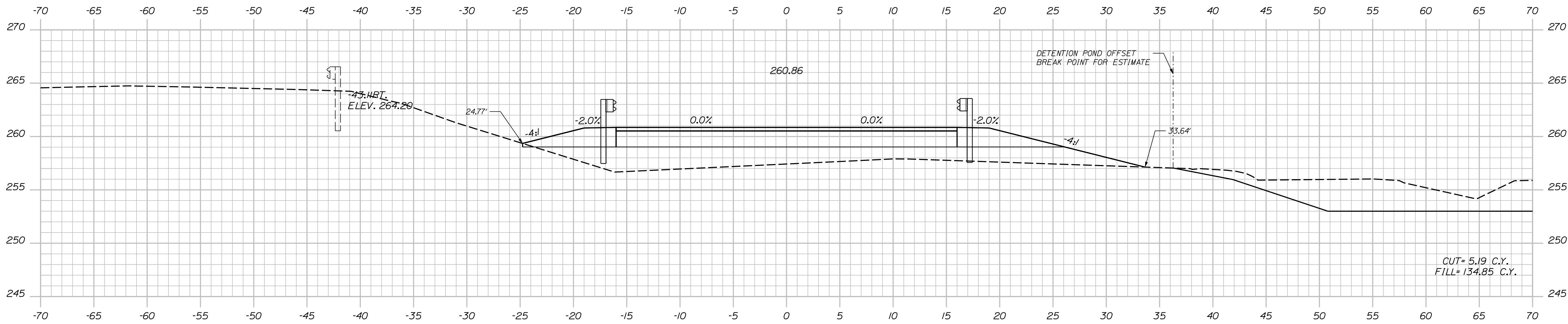
SHEET NUMBER
114
OF 169

Date: 5/31/2022

Username: nedman

Division:

Filename: ... \xsects - SB Diversion.dgn



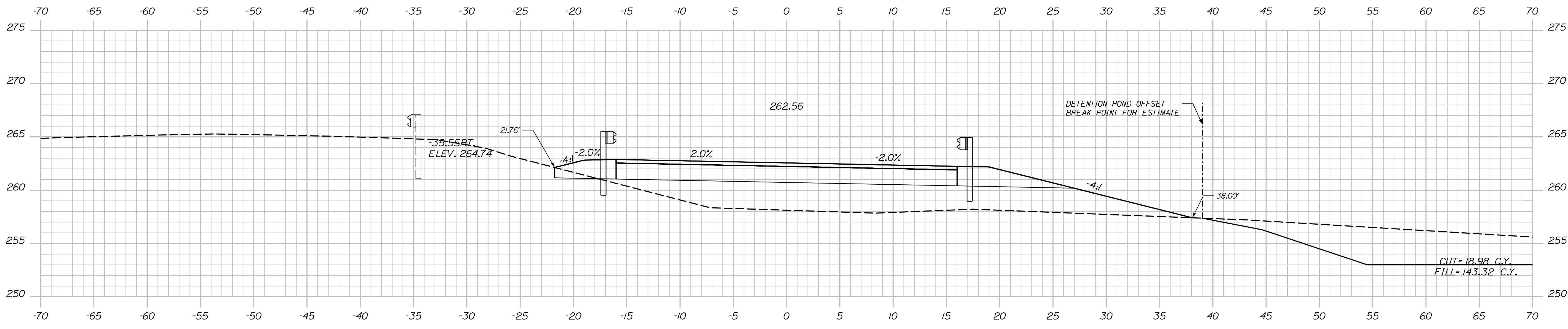
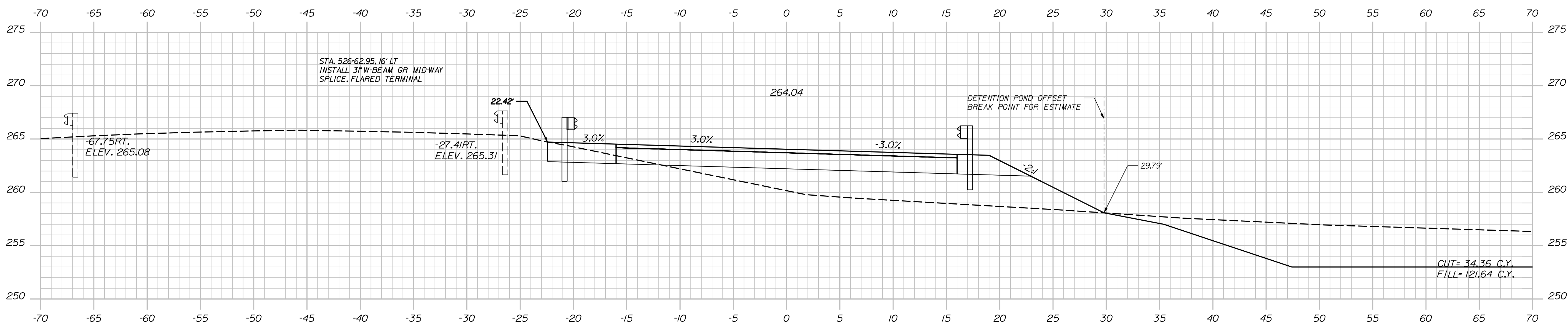
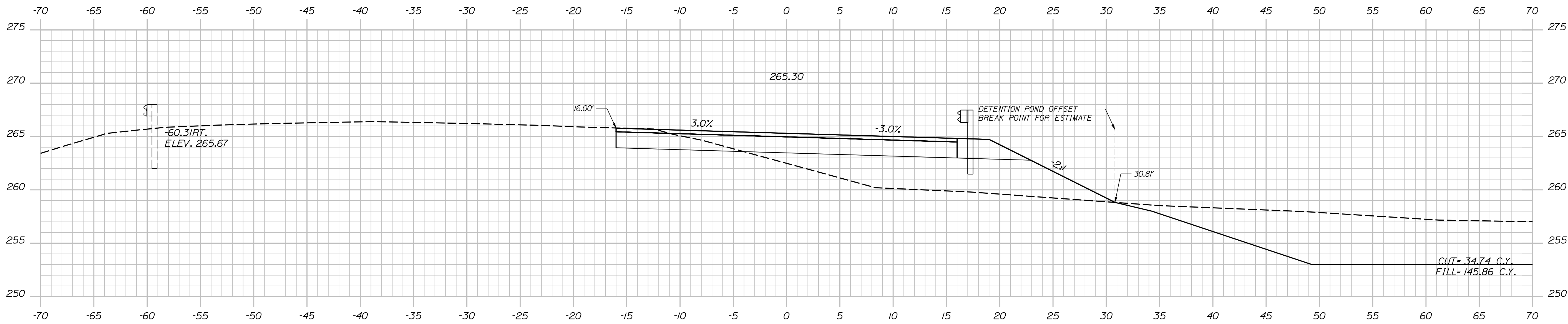
STATE OF MAINE		DEPARTMENT OF TRANSPORTATION		2189401		BRIDGE PLANS	
21894.01 & 21900.01		BRIDGE NOS: 5813 & 1461					
PROJ. MANAGER	D. EATON	BY	S. LINDSLEY	DATE	04-22	SIGNATURE	
DESIGN-DETAILED	T. AQUILAR	CHECKED-REVIEWED	B. COLBURN	DATE	04-22	P.E. NUMBER	
DESIGN-DETAILED	S. LISTER	DESIGN-DETAILED	M. LOVETT	DATE	04-22	DATE	
REVISIONS 1		REVISIONS 1					
REVISIONS 2		REVISIONS 2					
REVISIONS 3		REVISIONS 3					
REVISIONS 4		REVISIONS 4					
FIELD CHANGES		FIELD CHANGES					
I-95 NB WEBB ROAD BRIDGE				WATERVILLE			
I-95 SB WEBB ROAD BRIDGE				KENNEBEC COUNTY			
CROSS SECTIONS				DIVERSION I-95 SOUTHBOUND			
SHEET NUMBER				115			
				OF 169			

Date: 5/31/2022

Username: nedman

Division:

Filename: ... \xsects - SB Diversion.dgn



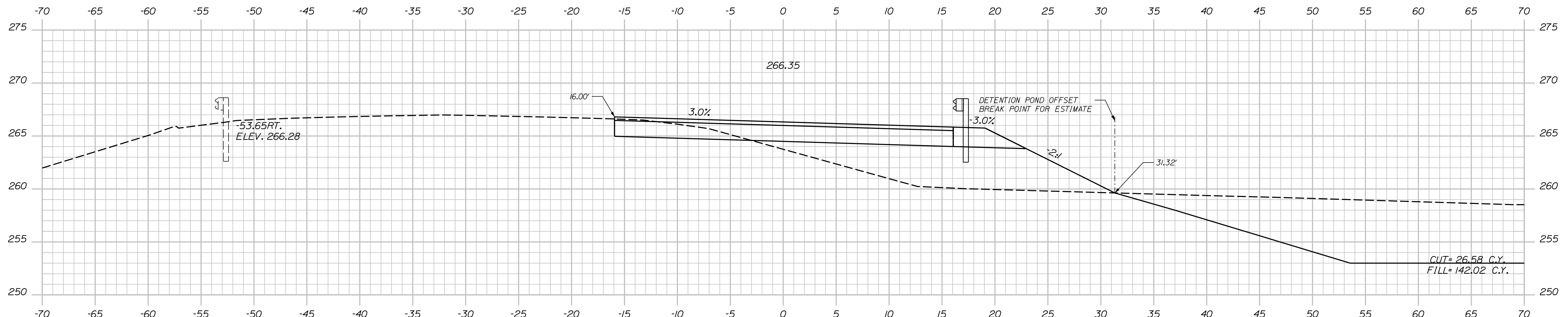
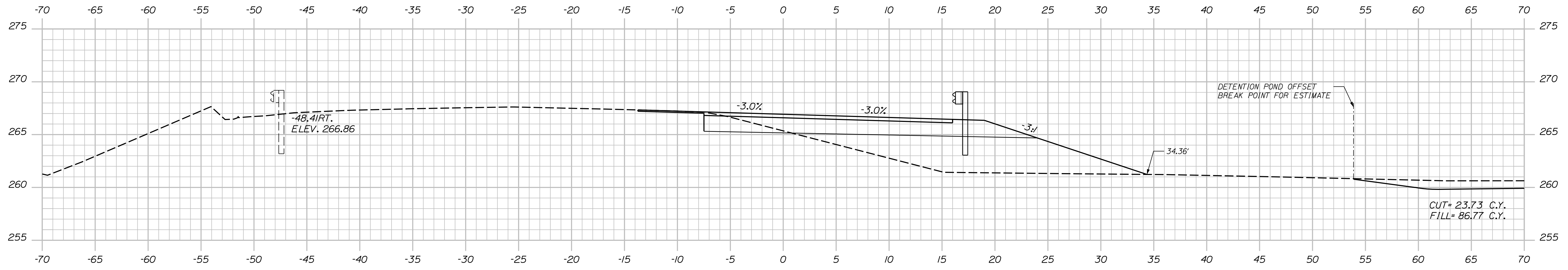
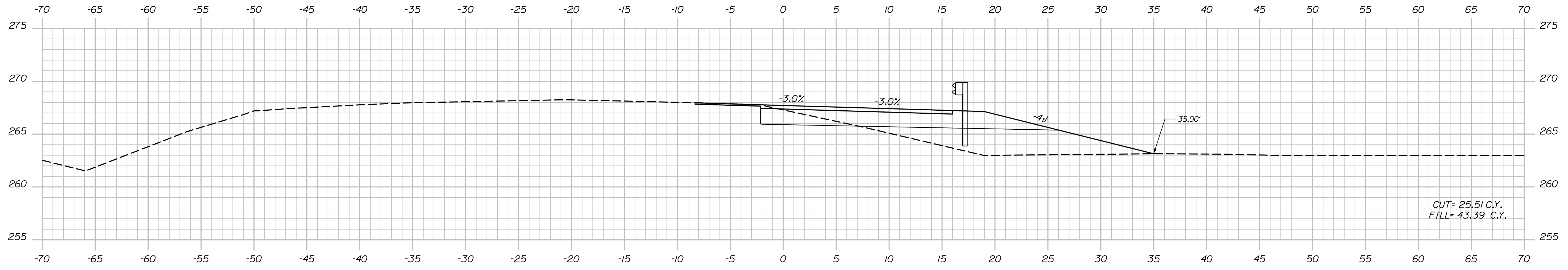
STATE OF MAINE		DEPARTMENT OF TRANSPORTATION		2189401		21894.01 & 21900.01		BRIDGE NOS. 5813 & 1461	
I-95 NB WEBB ROAD BRIDGE		I-95 SB WEBB ROAD BRIDGE		KENNEBEC COUNTY		WATERVILLE		CROSS SECTIONS	
I-95 NB WEBB ROAD BRIDGE		I-95 SB WEBB ROAD BRIDGE		KENNEBEC COUNTY		WATERVILLE		DIVERSION I-95 SOUTHBOUND	
SHEET NUMBER		116		OF 169		DATE		P.E. NUMBER	
PROJ. MANAGER		D. EATON		BY		DATE		SIGNATURE	
DESIGN-DETAILED		T. AQUILAR		S. LINDSLEY		04-22			
CHECKED-REVIEWED		T. MCALLIFFE		B. COLBURN		04-22			
DESIGN-DETAILED		S. LISTER		M. LOVETT		04-22			
REVISIONS 1									
REVISIONS 2									
REVISIONS 3									
REVISIONS 4									
FIELD CHANGES									

Date: 5/31/2022

Username: nedman

Division:

Filename: ... \xsects - SB Diversion.dgn



STATE OF MAINE
DEPARTMENT OF TRANSPORTATION

2189401

21894.01 & 21900.01

BRIDGE NOS. 5813 & 1461

PROJ. MANAGER

DESIGN-DETAILED
CHECKED-REVIEWED
DESIGN-DETAILED
DESIGN-DETAILED

REVISIONS 1
REVISIONS 2
REVISIONS 3
REVISIONS 4
FIELD CHANGES

DATE

BY

D. EATON

T. AQUILAR
S. LINDSLEY
B. COLBURN
M. LOVETT

SIGNATURE

P.E. NUMBER

DATE

I-95 NB WEBB ROAD BRIDGE
I-95 SB WEBB ROAD BRIDGE
WATERVILLE KENNEBEC COUNTY
CROSS SECTIONS
DIVERSION I-95 SOUTHBOUND

SHEET NUMBER

117

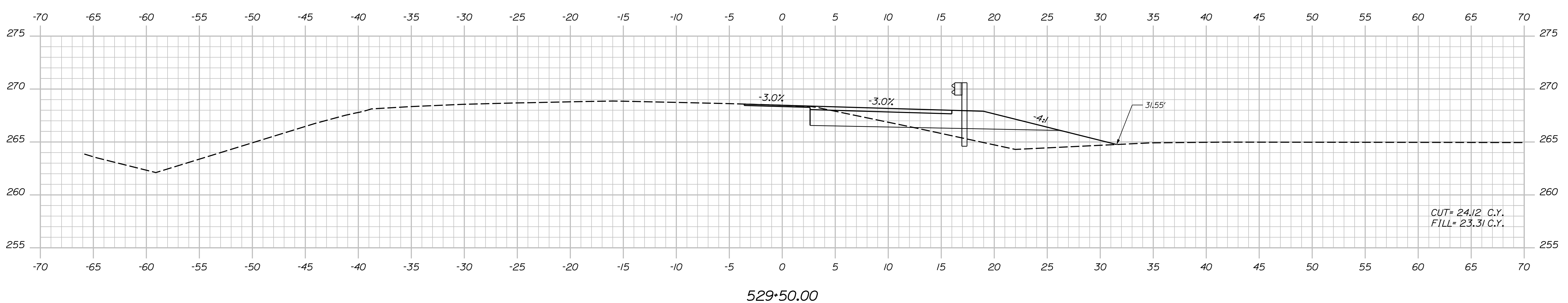
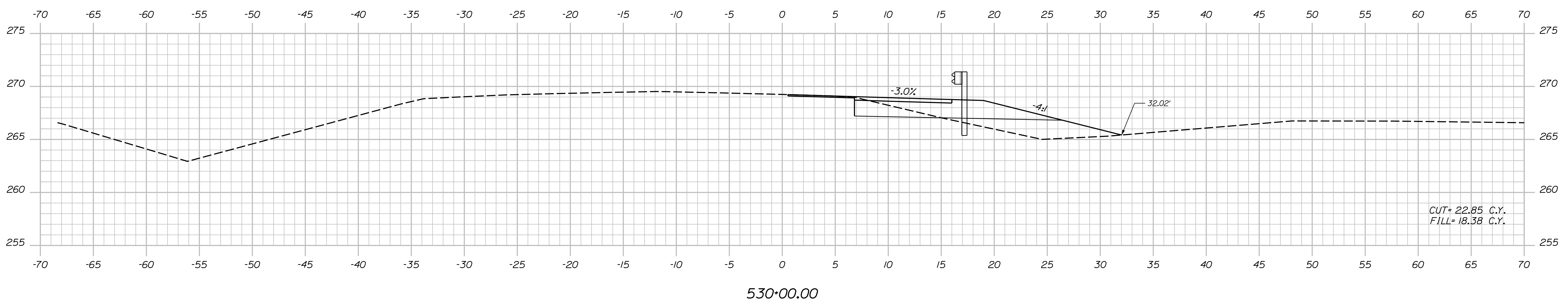
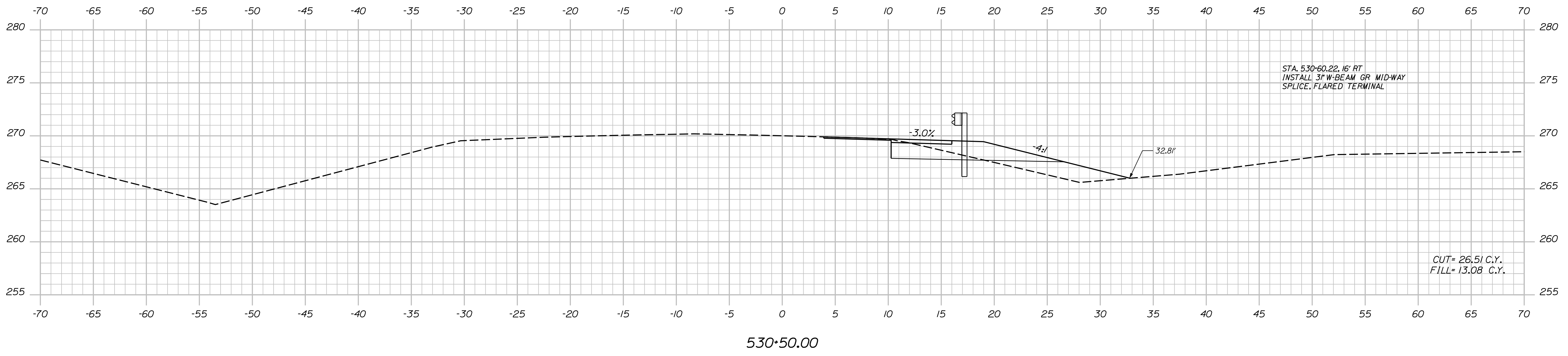
OF 169

Date: 5/31/2022

Username: nedman

Division:

Filename: ... \xsects - SB Diversion.dgn



STATE OF MAINE
DEPARTMENT OF TRANSPORTATION
2189401
21894.01 & 21900.01
BRIDGE NOS: 5813 & 1461
BRIDGE PLANS

DESIGN DETAILED	T. AQUILAR	04-22
CHECKED/REVIEWED	S. LINDSLEY	04-22
DESIGN DETAILED	B. COLBURN	04-22
DESIGN DETAILED	T. MCALLIFFE	04-22
DESIGN DETAILED	M. LOVETT	04-22
REVISIONS 1		
REVISIONS 2		
REVISIONS 3		
REVISIONS 4		
FIELD CHANGES		

PROJ. MANAGER	D. EATON	DATE
CHECKED/REVIEWED	T. AQUILAR	DATE
DESIGN DETAILED	S. LINDSLEY	DATE
DESIGN DETAILED	B. COLBURN	DATE
DESIGN DETAILED	T. MCALLIFFE	DATE
DESIGN DETAILED	M. LOVETT	DATE
REVISIONS 1		
REVISIONS 2		
REVISIONS 3		
REVISIONS 4		
FIELD CHANGES		

I-95 NB WEBB ROAD BRIDGE
I-95 SB WEBB ROAD BRIDGE
WATERVILLE KENNEBEC COUNTY
CROSS SECTIONS
DIVERSION I-95 SOUTHBOUND

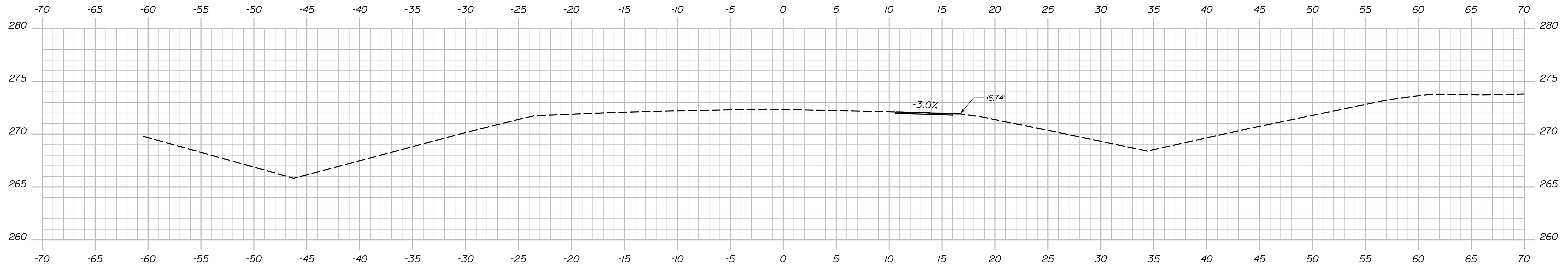
SHEET NUMBER
118
OF 169

Date: 5/31/2022

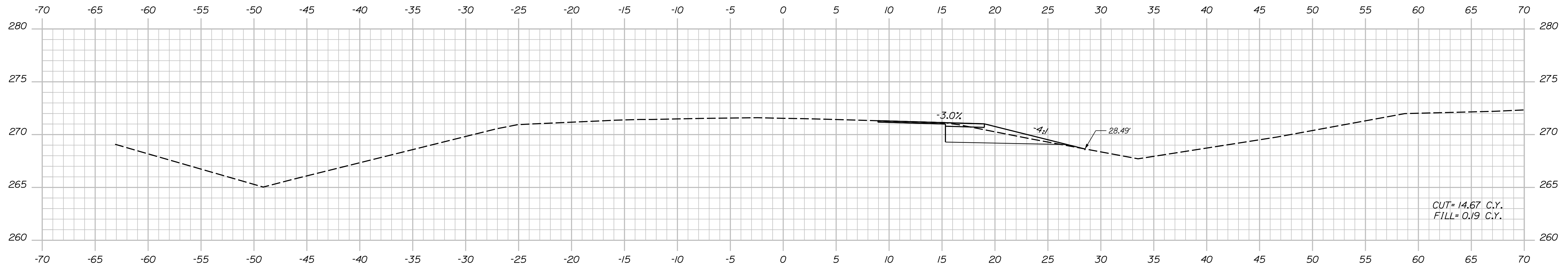
Username: nedman

Division:

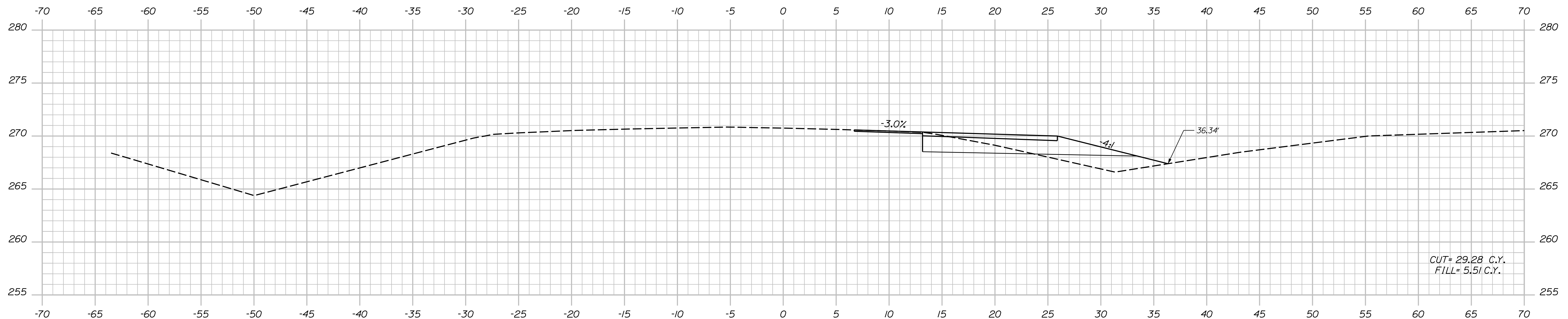
Filename: ... \xsects - SB Diversion.dgn



532+00.00



531+50.00



531+00.00

STATE OF MAINE
DEPARTMENT OF TRANSPORTATION

2189401

21894.01 & 21900.01
BRIDGE NOS: 5813 & 1461
BRIDGE PLANS

SIGNATURE

P.E. NUMBER

DATE

PROJ. MANAGER	D. EATON	BY	DATE
DESIGN/DETAILED	T. AQUILAR	S. LINDSLEY	04-22
CHECKED/REVIEWED	T. MCALLIFFE	B. COLBURN	04-22
DESIGN/DETAILED	S. LISTER	M. LOVETT	04-22
REVISIONS 1			
REVISIONS 2			
REVISIONS 3			
REVISIONS 4			
FIELD CHANGES			

I-95 NB WEBB ROAD BRIDGE
I-95 SB WEBB ROAD BRIDGE
KENNEBEC COUNTY

WATERVILLE

CROSS SECTIONS
DIVERSION I-95 SOUTHBOUND

SHEET NUMBER

119

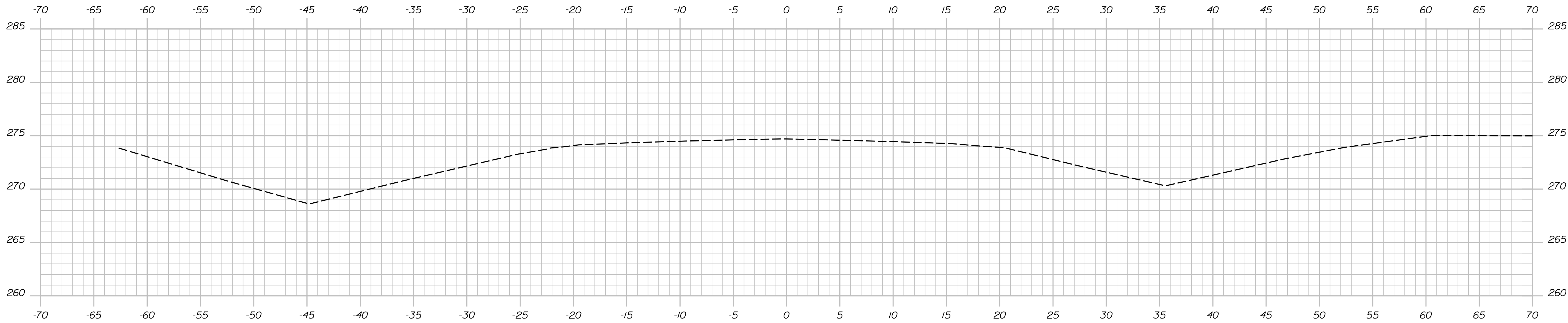
OF 169

Date: 5/31/2022

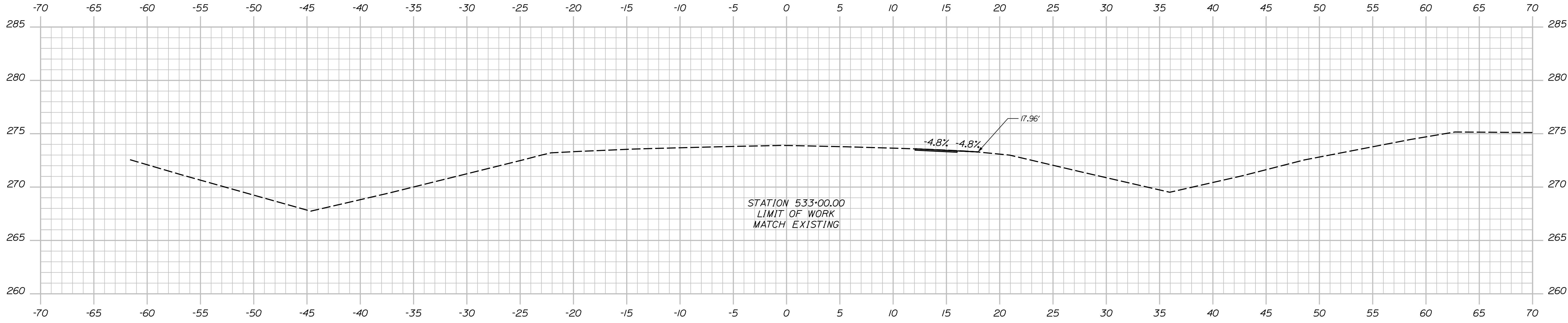
Username: nedman

Division:

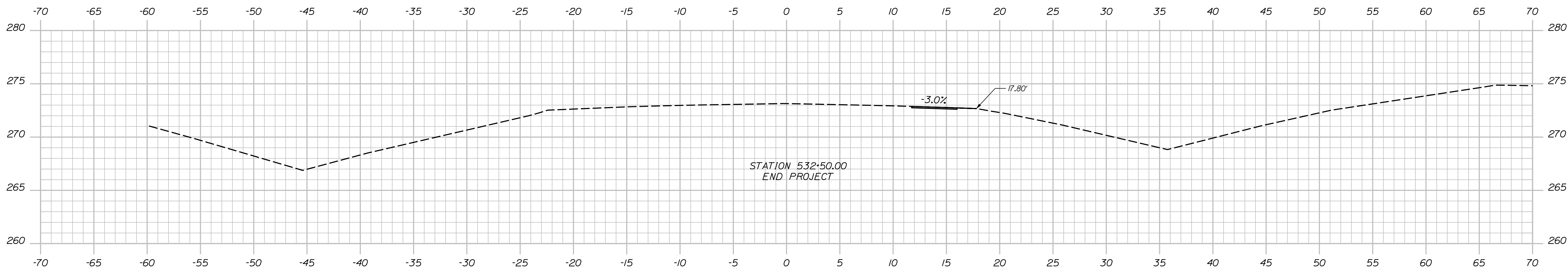
Filename: ... \xsects - SB Diversion.dgn



533+50.00



533+00.00



532+50.00

STATE OF MAINE
DEPARTMENT OF TRANSPORTATION
2189401
21894.01 & 21900.01
BRIDGE NOS: 5813 & 1461
BRIDGE PLANS

PROJ. MANAGER	D. EATON	DATE	04-22
CHECKED-REVIEWED	T. AQUILAR T. MCALLIFFE	BY	S. LINDSLEY B. COLBURN
DESIGN-REVIEWED	S. LISTER	DATE	04-22
DESIGN-DETAILED	M. LOVETT	SIGNATURE	
REVISIONS 1		P.E. NUMBER	
REVISIONS 2		DATE	
REVISIONS 3			
REVISIONS 4			
FIELD CHANGES			

I-95 NB WEBB ROAD BRIDGE	
I-95 SB WEBB ROAD BRIDGE	
KENNEBEC COUNTY	
WATERVILLE	
CROSS SECTIONS	
DIVERSION I-95 SOUTHBOUND	

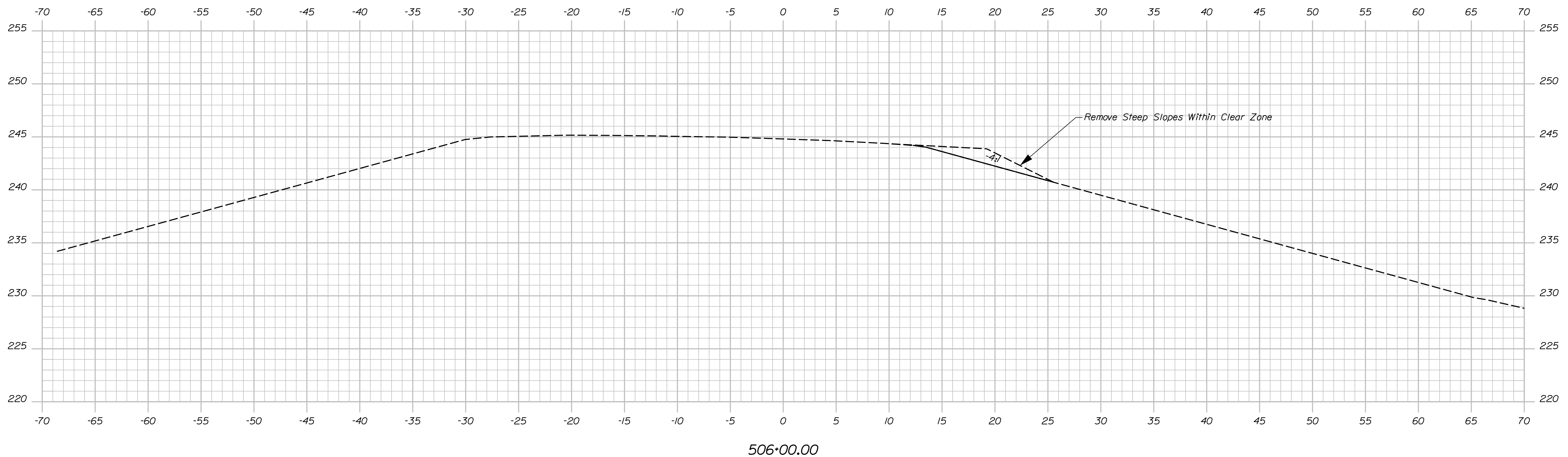
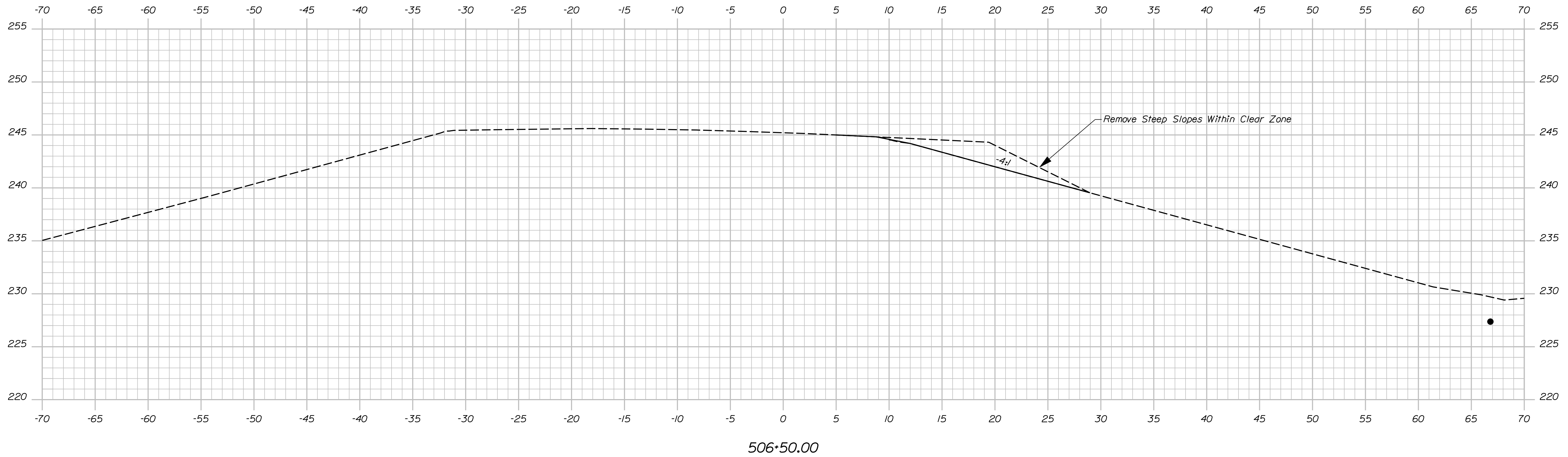
SHEET NUMBER
120
OF 169

Date: 5/31/2022

Username: nedman

Division:

Filename: ... \xsects - Median Regrading.dgn



STATE OF MAINE
DEPARTMENT OF TRANSPORTATION

2189401

WINS: 21894.01 & 21900.01
BRIDGE NOS: 5813 & 1461

SIGNATURE

P.E. NUMBER

DATE

DATE

BY

BY

BY

BY

BY

BY

BY

BY

BY

BY

BY

BY

BY

BY

BY

BY

BY

BY

BY

BY

BY

BY

BY

I-95 NB WEBB ROAD BRIDGE
I-95 SB WEBB ROAD BRIDGE
WATERVILLE KENNEBEC COUNTY

CROSS SECTIONS
I-95 MEDIAN

SHEET NUMBER

121

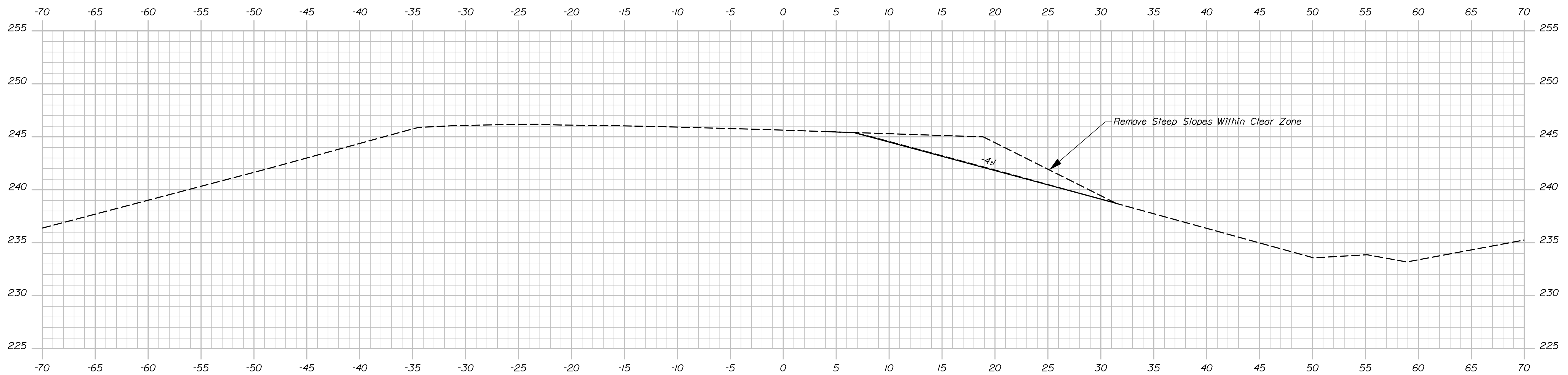
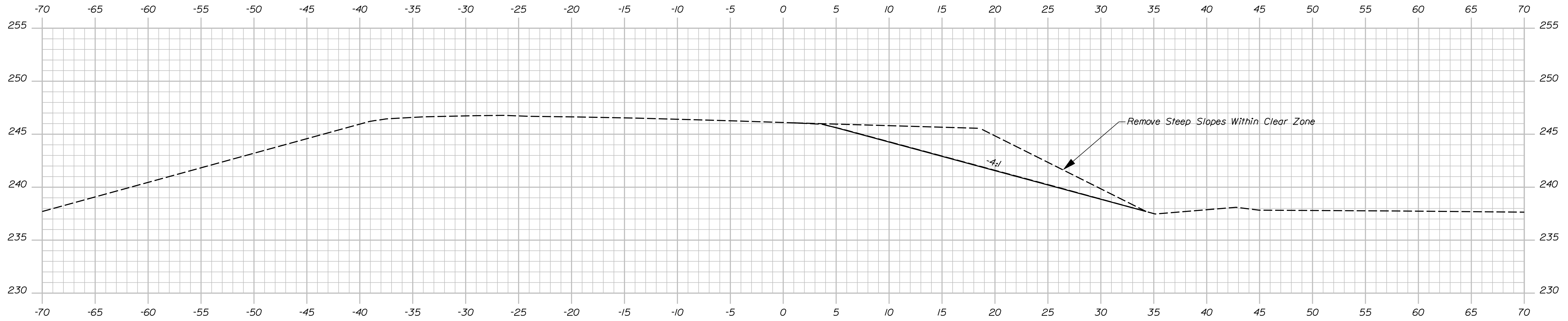
OF 169

Date: 5/31/2022

Username: nedman

Division:

Filename: ... \xsects - Median Regrading.dgn



STATE OF MAINE
DEPARTMENT OF TRANSPORTATION

2189401

WINS: 21894.01 & 21900.01

BRIDGE NOS: 5813 & 1461

SIGNATURE

DATE

BY

D. EATON

T. AQUILAR

S. LINSLEY

T. MCALIFFE

B. COLBURN

M. LOVETT

S. LISTER

REVISIONS 1

REVISIONS 2

REVISIONS 3

REVISIONS 4

FIELD CHANGES

P.E. NUMBER

DATE

I-95 NB WEBB ROAD BRIDGE
I-95 SB WEBB ROAD BRIDGE
WATERVILLE KENNEBEC COUNTY

CROSS SECTIONS
I-95 MEDIAN

SHEET NUMBER

122

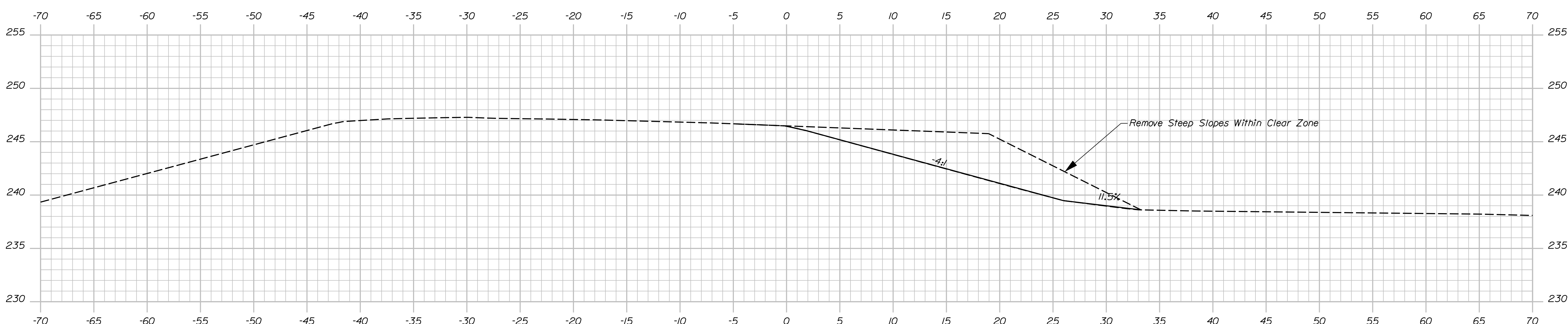
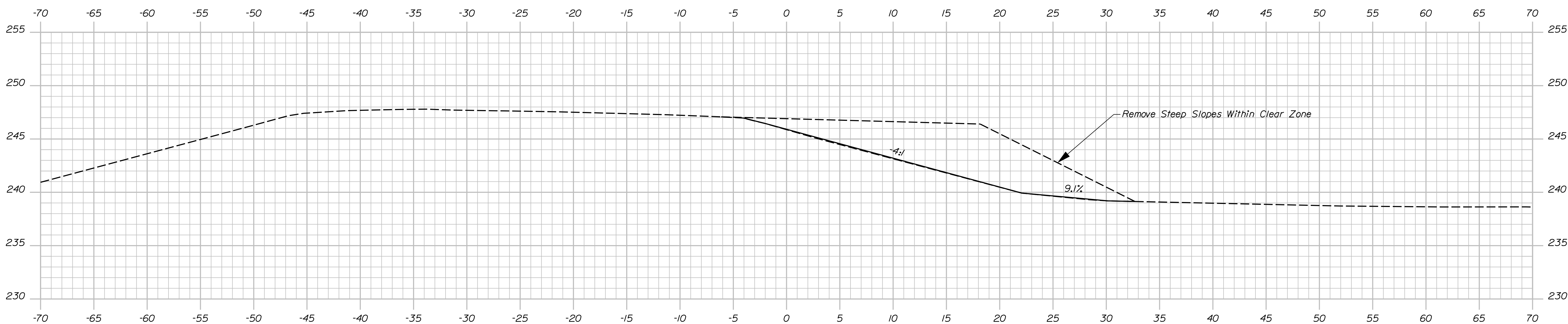
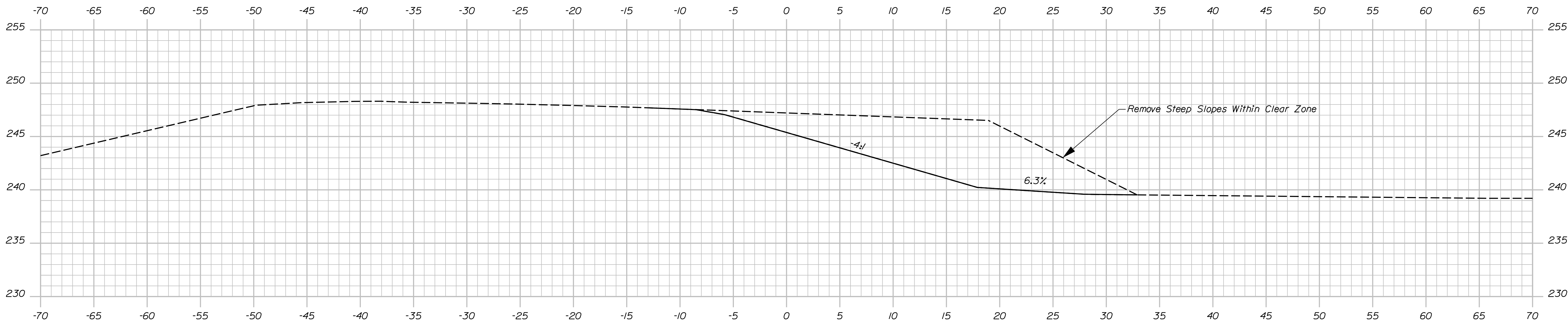
OF 169

Date: 5/31/2022

Username: nedman

Division:

Filename: ... \xsects - Median Regrading.dgn



STATE OF MAINE
DEPARTMENT OF TRANSPORTATION
2189401
WINS: 21894.01 & 21900.01
BRIDGE NOS: 5813 & 1461
BRIDGE PLANS

DESIGN-DETAILED	T. AQUILAR	S. LINDSLEY	04-22
CHECKED-REVIEWED	T. MCALLIFFE	B. COLBURN	04-22
DESIGN-DETAILED	S. LISTER	M. LOVETT	04-22
REVISIONS 1			
REVISIONS 2			
REVISIONS 3			
REVISIONS 4			
FIELD CHANGES			

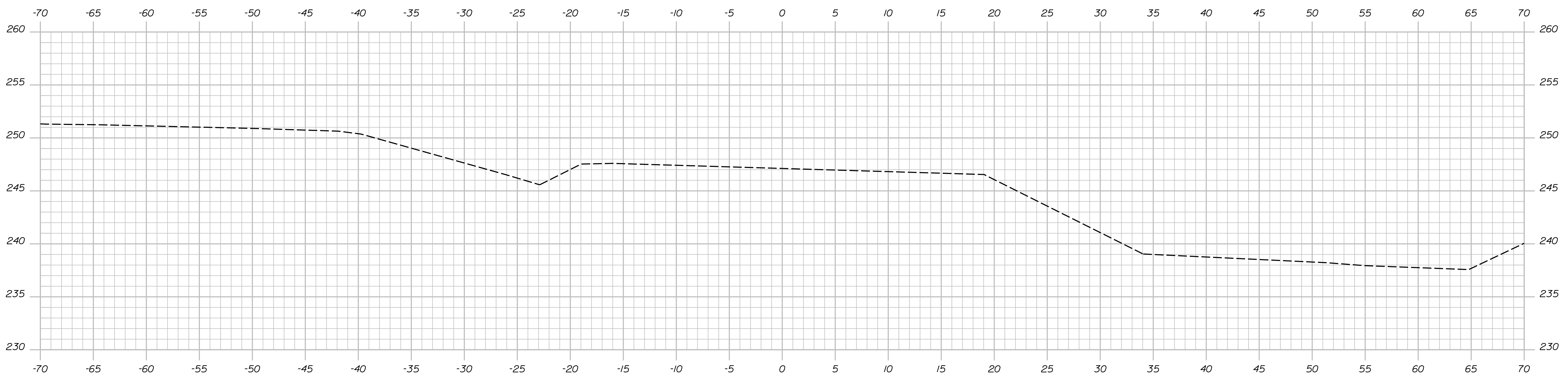
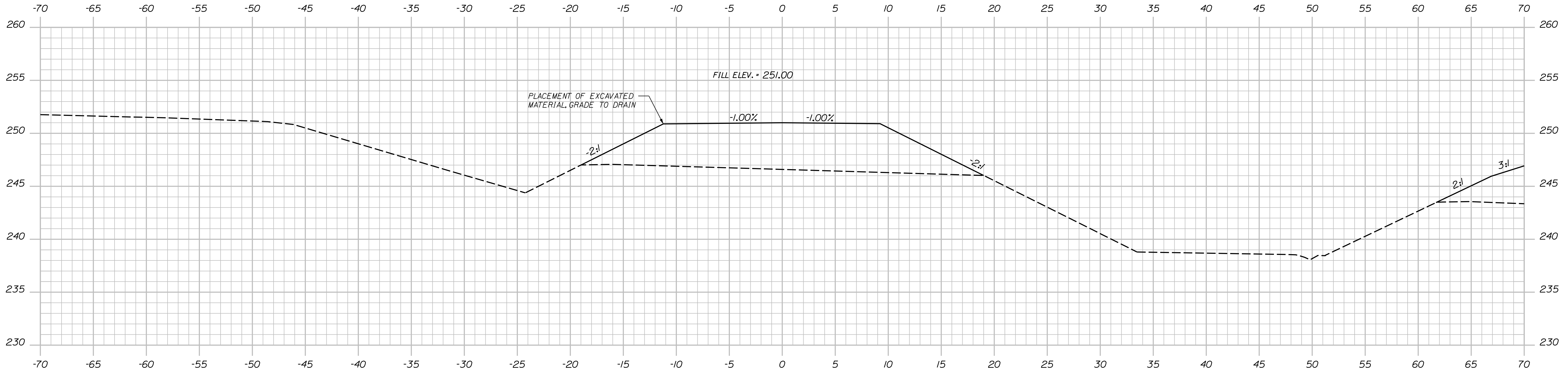
PROJ. MANAGER	D. EATON	BY	DATE
DESIGN-DETAILED	T. AQUILAR	S. LINDSLEY	04-22
CHECKED-REVIEWED	T. MCALLIFFE	B. COLBURN	04-22
DESIGN-DETAILED	S. LISTER	M. LOVETT	04-22
REVISIONS 1			
REVISIONS 2			
REVISIONS 3			
REVISIONS 4			
FIELD CHANGES			

I-95 NB\WEBB ROAD BRIDGE
I-95 SB\WEBB ROAD BRIDGE
WATERVILLE KENNEBEC COUNTY
CROSS SECTIONS
I-95 MEDIAN

SHEET NUMBER
123
OF 169

Note:

The intent of placing fill material on top of the diversion pavement is to allow for the placement of the material excavated from the diversions to be utilized on the project site.



Date: 5/31/2022

Username: nedman

Division:

Filename: ... \xsects - Median Regrading.dgn

STATE OF MAINE
DEPARTMENT OF TRANSPORTATION
2189401
WINS: 21894.01 & 21900.01
BRIDGE NOS: 5813 & 1461
BRIDGE PLANS

PROJ. MANAGER
DESIGN-DETAILED
CHECKED-REVIEWED
DESIGN-DETAILED
REVISIONS 1
REVISIONS 2
REVISIONS 3
REVISIONS 4
FIELD CHANGES

DATE	BY	D. EATON
04-22	S. LINDSLEY	
04-22	B. COLBURN	
04-22	M. LOVETT	

I-95 NB WEBB ROAD BRIDGE
I-95 SB WEBB ROAD BRIDGE
WATERVILLE KENNEBEC COUNTY
CROSS SECTIONS
I-95 MEDIAN

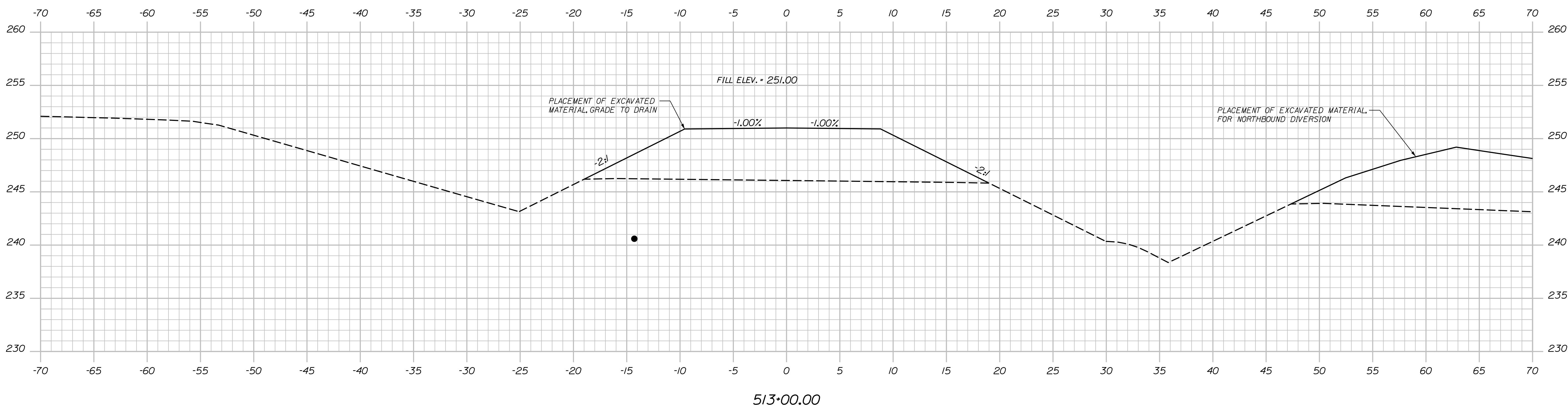
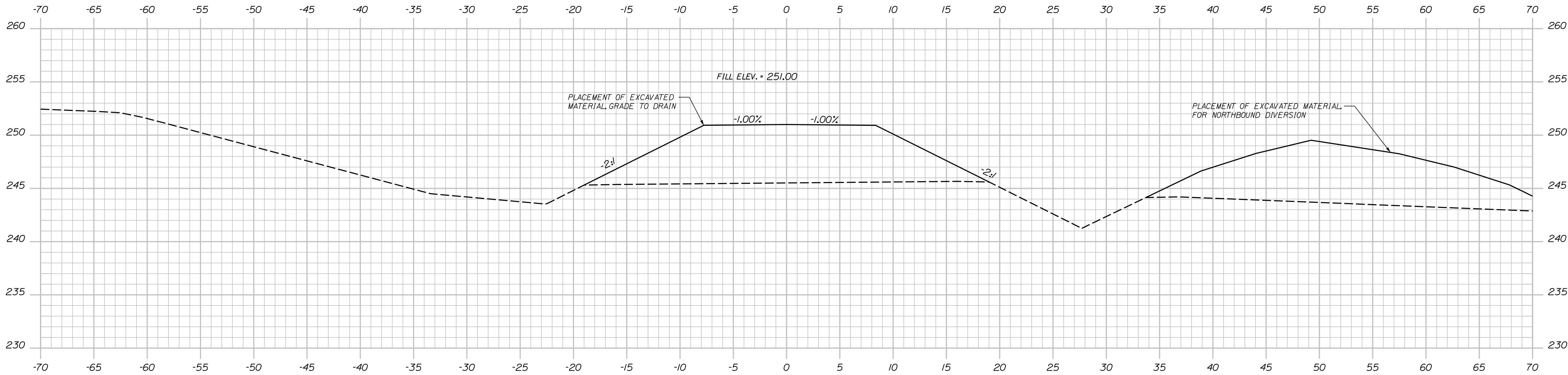
SHEET NUMBER
124
OF 169

Date: 5/31/2022

Username: nedman

Division:

Filename: ... \xsects - Median Regrading.dgn



STATE OF MAINE
 DEPARTMENT OF TRANSPORTATION
 2189401
 WINS: 21894.01 & 21900.01
 BRIDGE NOS: 5813 & 1461

PROJ. MANAGER
 DESIGN-DETAILED
 CHECKED-REVIEWED
 DESIGN-DETAILED
 REVISIONS 1
 REVISIONS 2
 REVISIONS 3
 REVISIONS 4
 FIELD CHANGES

D. EATON
 T. AQUILAR
 T. MCALLIFFE
 S. LISTER

S. LINDSLEY
 B. COLBURN
 M. LOVETT

DATE
 04-22
 04-22
 04-22

SIGNATURE
 P.E. NUMBER
 DATE

I-95 NB WEBB ROAD BRIDGE
 I-95 SB WEBB ROAD BRIDGE
 WATERVILLE KENNEBEC COUNTY
 CROSS SECTIONS
 I-95 MEDIAN

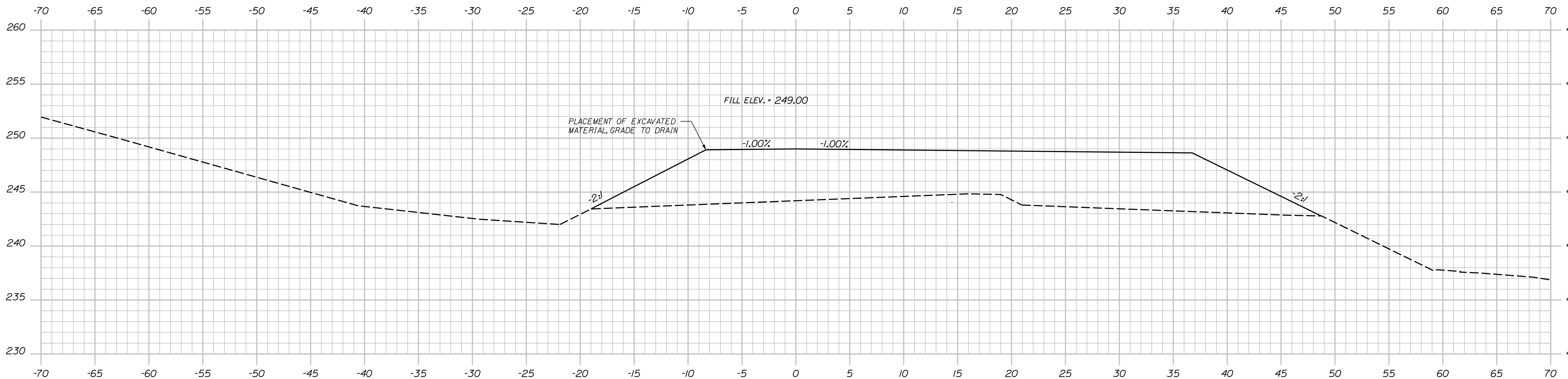
SHEET NUMBER
 125
 OF 169

Date: 5/31/2022

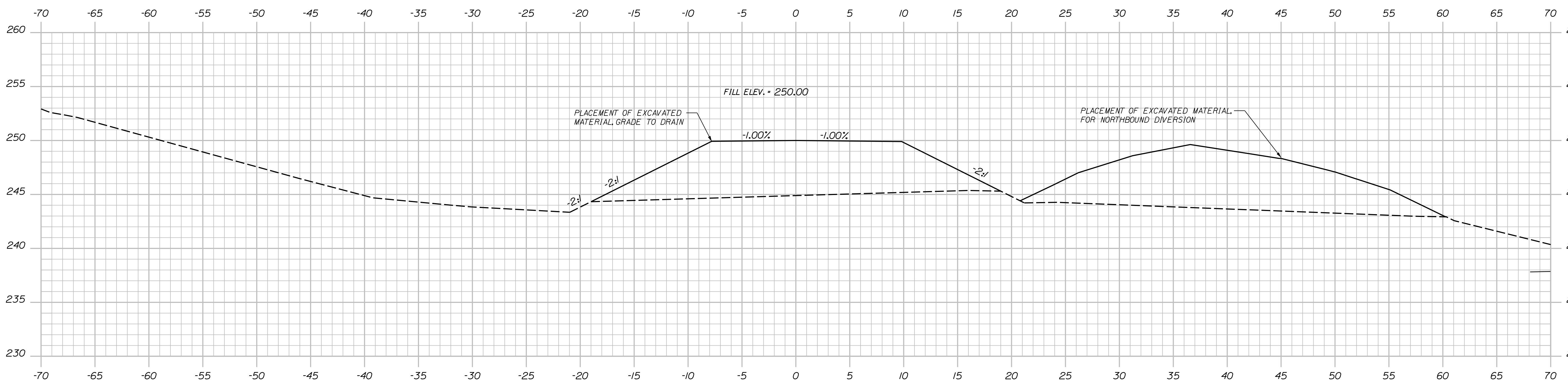
Username: nedman

Division:

Filename: ... \xsects - Median Regrading.dgn



514+50.00



514+00.00

STATE OF MAINE
 DEPARTMENT OF TRANSPORTATION
 2189401
 WINS: 21894.01 & 21900.01
 BRIDGE NOS: 5813 & 1461

PROJ. MANAGER
 DESIGN/DETAILED
 CHECKED/REVIEWED
 DESIGNS/DETAILED
 REVISIONS 1
 REVISIONS 2
 REVISIONS 3
 REVISIONS 4
 FIELD CHANGES

DATE	BY	SIGNATURE	P.E. NUMBER	DATE
04-22	S. LINDSEY			
04-22	B. COLBURN			
04-22	M. LOVETT			

I-95 NB WEBB ROAD BRIDGE
 I-95 SB WEBB ROAD BRIDGE
 WATERVILLE KENNEBEC COUNTY
 CROSS SECTIONS
 I-95 MEDIAN

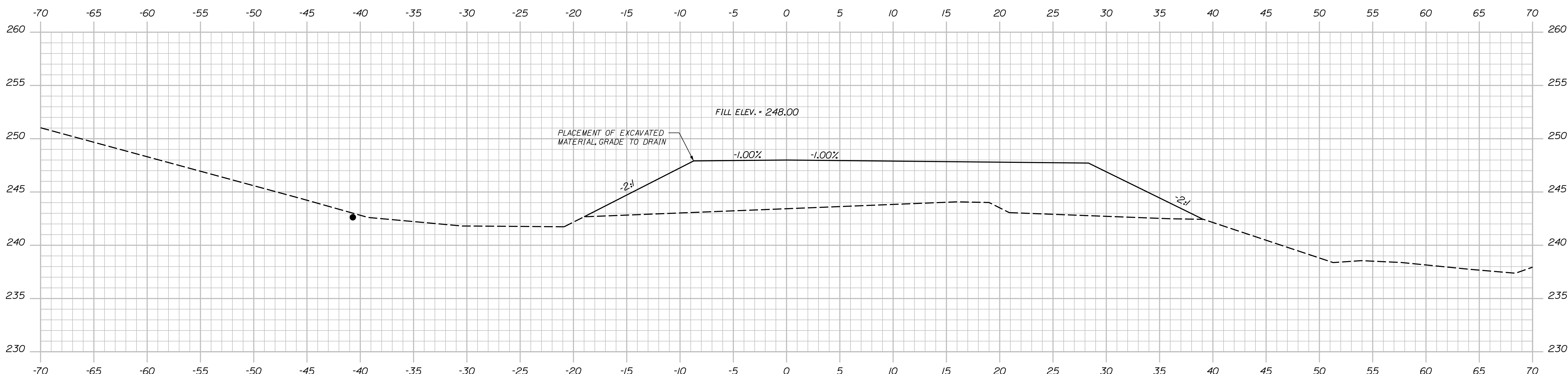
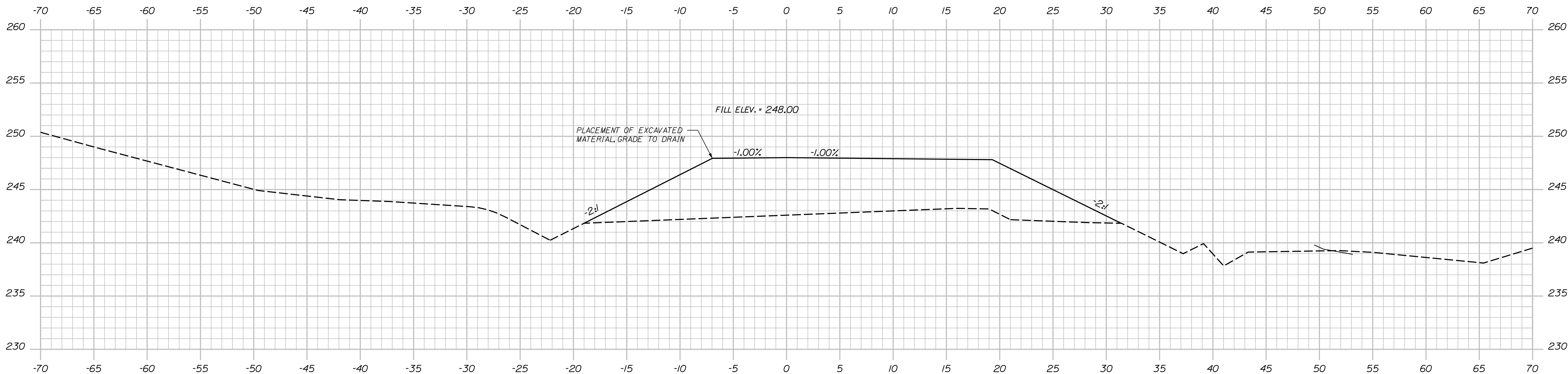
SHEET NUMBER
126
 OF 169

Date: 5/31/2022

Username: nedman

Division:

Filename: ... \xsects - Median Regrading.dgn



STATE OF MAINE
 DEPARTMENT OF TRANSPORTATION
 2189401
 WINS: 21894.01 & 21900.01
 BRIDGE NOS: 5813 & 1461

PROJ. MANAGER
 DESIGN/DETAILED
 CHECKED/REVIEWED
 DESIGNS/DETAILED
 REVISIONS 1
 REVISIONS 2
 REVISIONS 3
 REVISIONS 4
 FIELD CHANGES

D. EATON
 T. AQUILAR
 T. MCALIFFE
 S. LISTER

BY
 S. LINDSLEY
 B. COLBURN
 M. LOVETT

DATE
 04-22
 04-22
 04-22

SIGNATURE
 P.E. NUMBER
 DATE

I-95 NB WEBB ROAD BRIDGE
 I-95 SB WEBB ROAD BRIDGE
 WATERVILLE KENNEBEC COUNTY
 CROSS SECTIONS
 I-95 MEDIAN

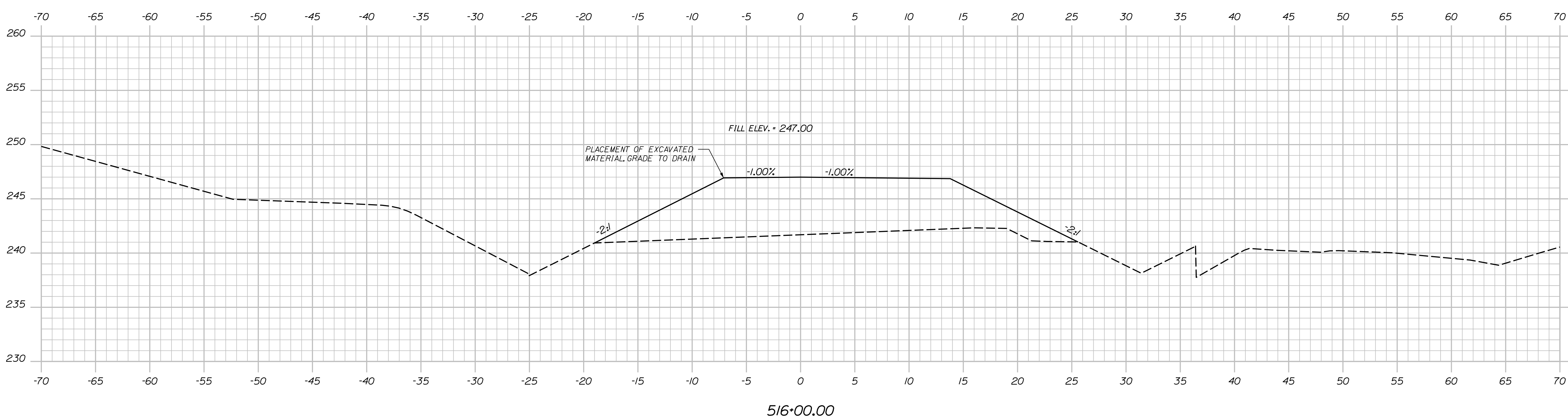
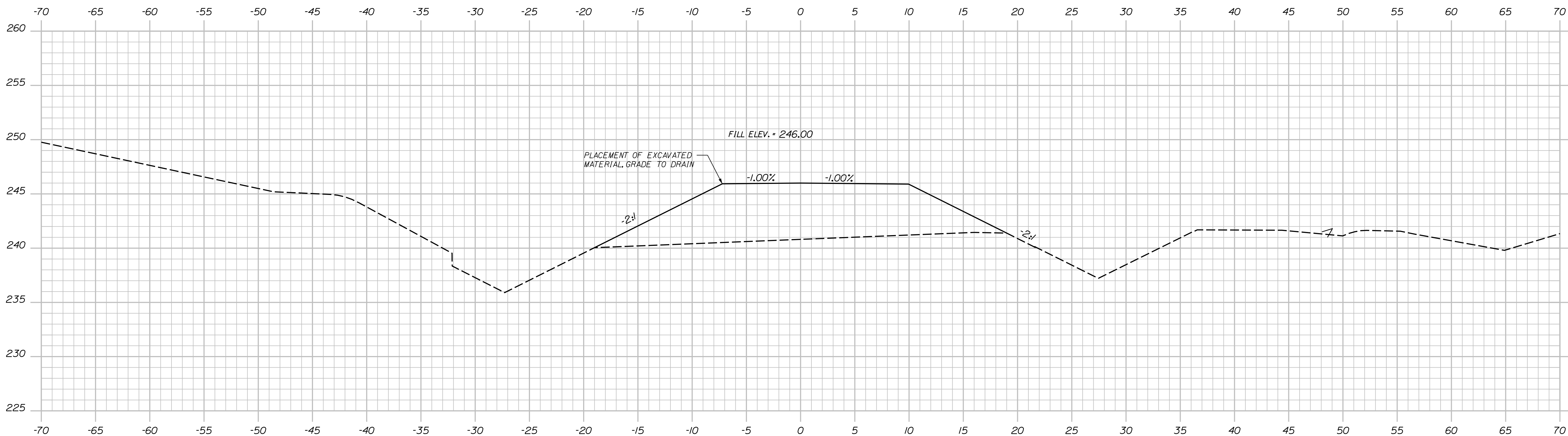
SHEET NUMBER
 127
 OF 169

Date: 5/31/2022

Username: nedman

Division:

Filename: ... \xsects - Median Regrading.dgn



STATE OF MAINE
 DEPARTMENT OF TRANSPORTATION
 2189401
 WINS: 21894.01 & 21900.01
 BRIDGE NOS: 5813 & 1461
 BRIDGE PLANS

PROJ. MANAGER: _____
 CHECKED: _____
 DESIGNED: _____
 REVISIONS: _____
 FIELD CHANGES: _____

DATE: 04-22
 BY: S. LINDSEY
 M. LOVETT

SIGNATURE: _____
 P.E. NUMBER: _____
 DATE: _____

I-95 NB WEBB ROAD BRIDGE
 I-95 SB WEBB ROAD BRIDGE
 WATERVILLE KENNEBEC COUNTY
 CROSS SECTIONS
 I-95 MEDIAN

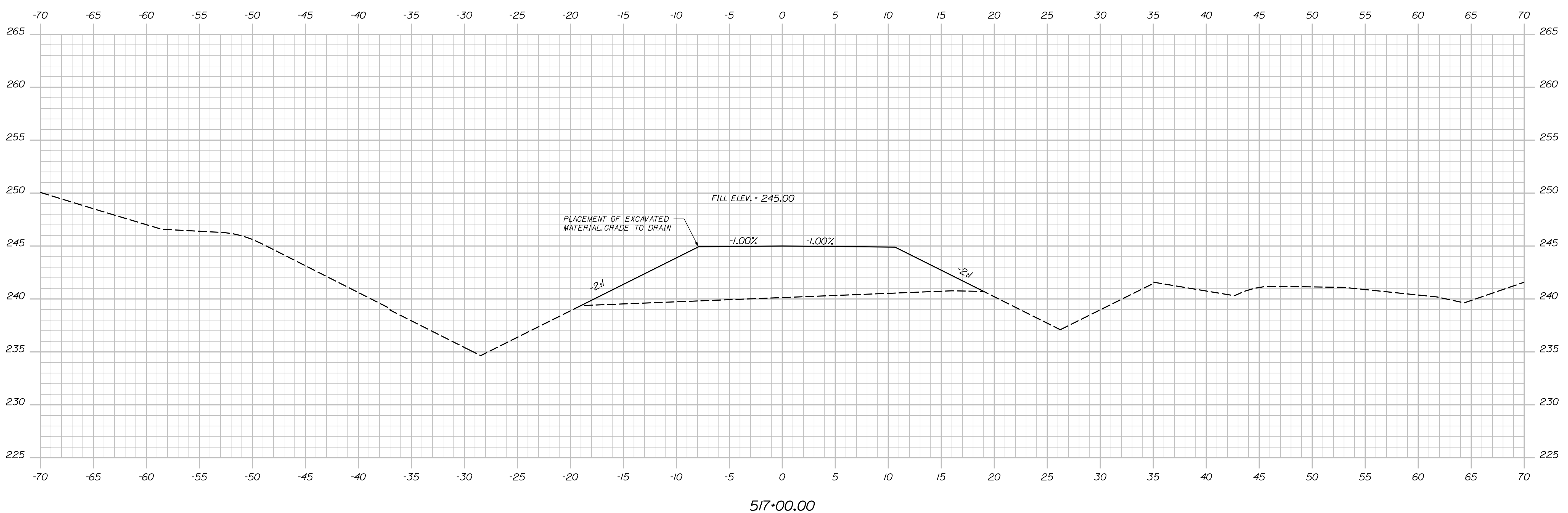
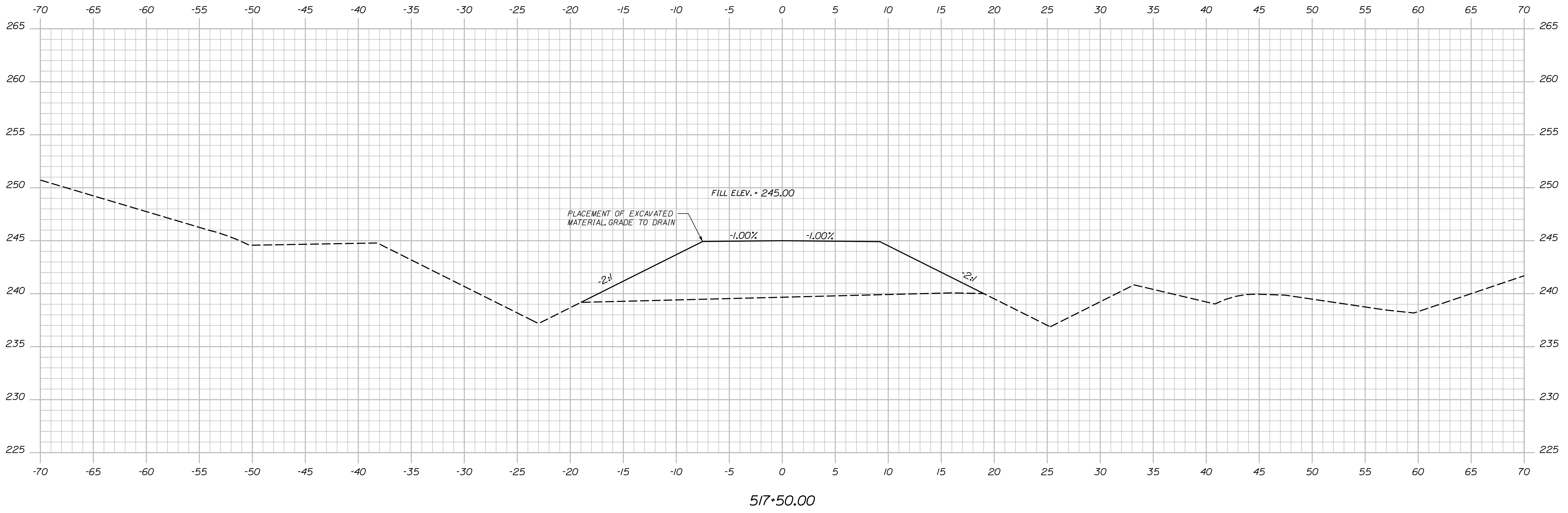
SHEET NUMBER
128
 OF 169

Date: 5/31/2022

Username: nedman

Division:

Filename: ... \xsects - Median Regrading.dgn



STATE OF MAINE
 DEPARTMENT OF TRANSPORTATION
 2189401
 WINS: 21894.01 & 21900.01
 BRIDGE NOS: 5813 & 1461
 BRIDGE PLANS

PROJ. MANAGER
 DESIGN-DETAILED
 CHECKED-REVIEWED
 DESIGN-DETAILED
 DESIGN-DETAILED
 REVISIONS 1
 REVISIONS 2
 REVISIONS 3
 REVISIONS 4
 FIELD CHANGES

DATE	BY	DATE
04-22	S. LINDSLEY	04-22
04-22	B. COLBURN	04-22
04-22	M. LOVETT	04-22

SIGNATURE
 P.E. NUMBER
 DATE

I-95 NB WEBB ROAD BRIDGE
 I-95 SB WEBB ROAD BRIDGE
 WATERVILLE KENNEBEC COUNTY
 CROSS SECTIONS
 I-95 MEDIAN

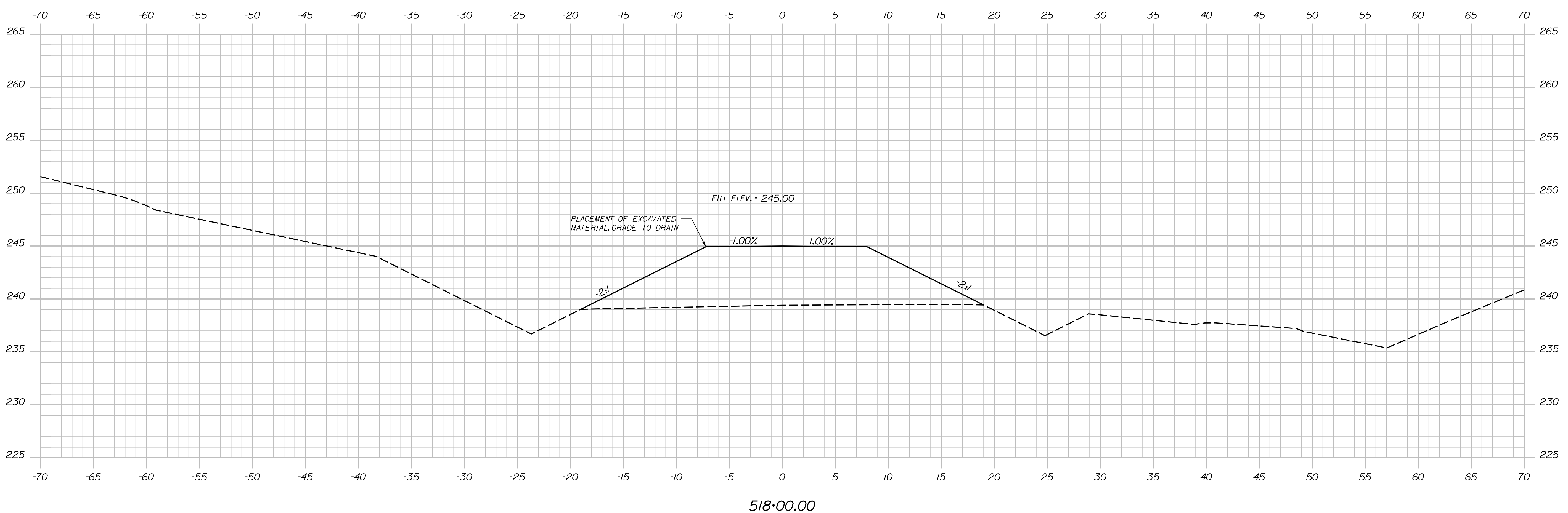
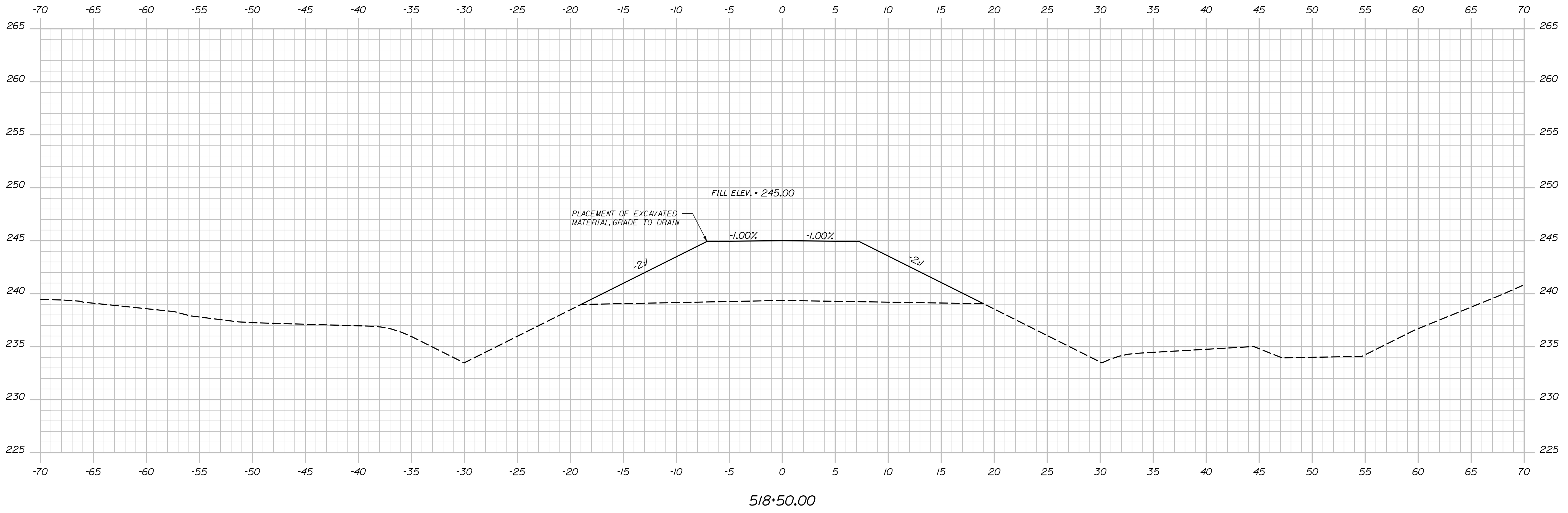
SHEET NUMBER
129
 OF 169

Date: 5/31/2022

Username: nedman

Division:

Filename: ... \xsects - Median Regrading.dgn



STATE OF MAINE
DEPARTMENT OF TRANSPORTATION
2189401
WINS: 21894.01 & 21900.01
BRIDGE NOS: 5813 & 1461
BRIDGE PLANS

PROJ. MANAGER	D. EATON	BY	S. LINDSLEY	DATE	04-22
DESIGN-DETAILED	T. AQUILAR	CHECKED-REVIEWED	T. MCALIFFE	DESIGNED	B. COLBURN
DESIGN-DETAILED	S. LISTER	DESIGNED	S. LISTER	DATE	04-22
REVISIONS 1		REVISIONS 2		P.E. NUMBER	
REVISIONS 3		REVISIONS 4		DATE	
FIELD CHANGES					

I-95 NB WEBB ROAD BRIDGE
I-95 SB WEBB ROAD BRIDGE
WATERVILLE KENNEBEC COUNTY
CROSS SECTIONS
I-95 MEDIAN

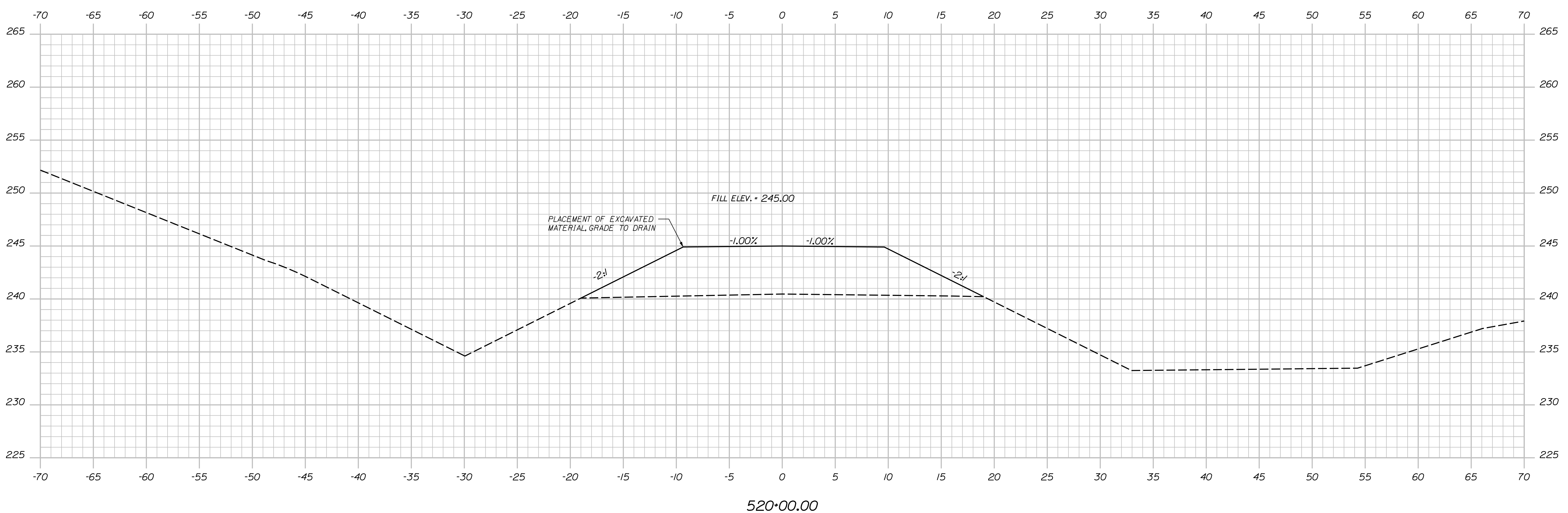
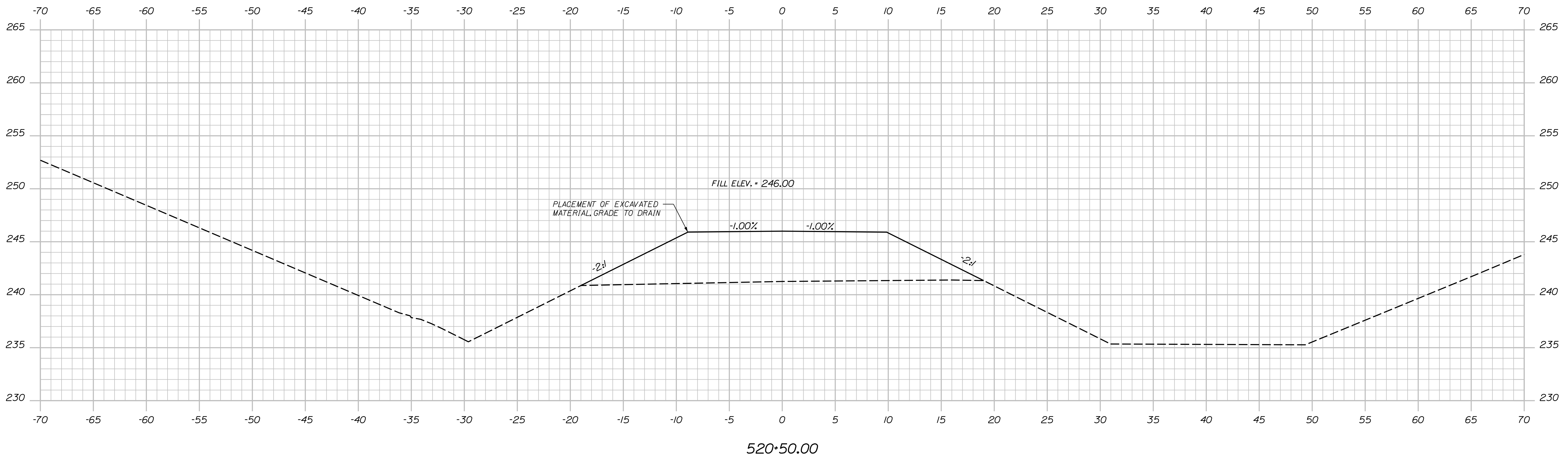
SHEET NUMBER
130
OF 169

Date: 5/31/2022

Username: nedman

Division:

Filename: ... \xsects - Median Regrading.dgn



STATE OF MAINE
DEPARTMENT OF TRANSPORTATION
2189401
WINS: 21894.01 & 21900.01
BRIDGE NOS: 5813 & 1461
BRIDGE PLANS

PROJ. MANAGER
DESIGN-DETAILED
CHECKED-REVIEWED
DESIGN-DETAILED
REVISIONS 1
REVISIONS 2
REVISIONS 3
REVISIONS 4
FIELD CHANGES

D. EATON
T. AQUILAR
T. MCALIFFE
S. LISTER

DATE
04-22
04-22
04-22

BY
S. LINDSLEY
B. COLBURN
M. LOVETT

SIGNATURE
P.E. NUMBER
DATE

I-95 NB WEBB ROAD BRIDGE
I-95 SB WEBB ROAD BRIDGE
WATERVILLE KENNEBEC COUNTY
CROSS SECTIONS
I-95 MEDIAN

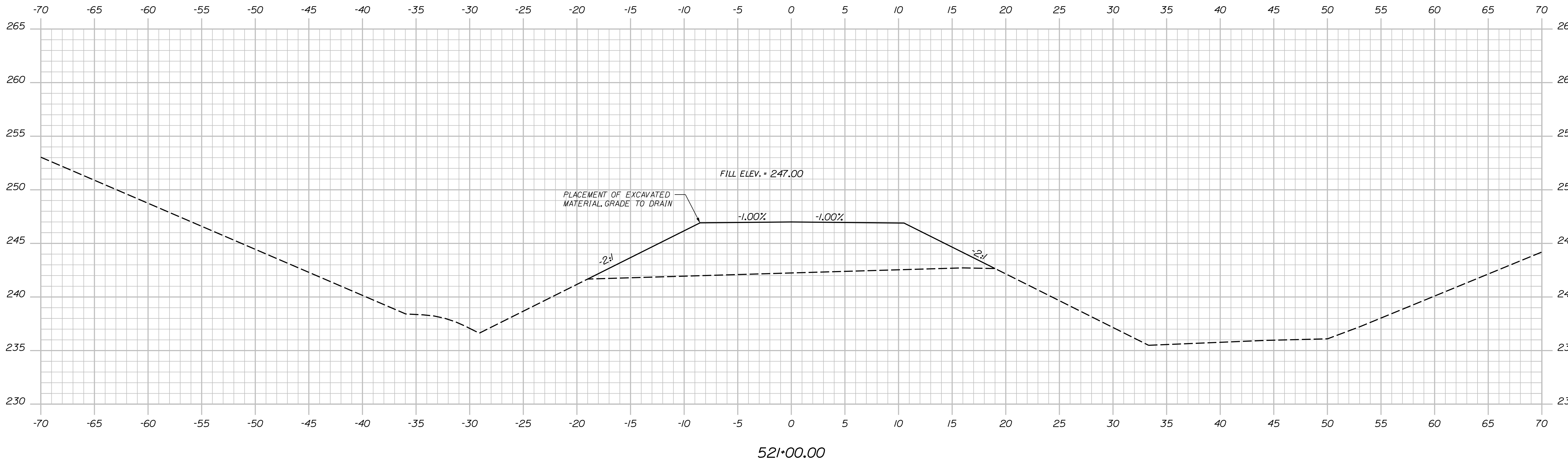
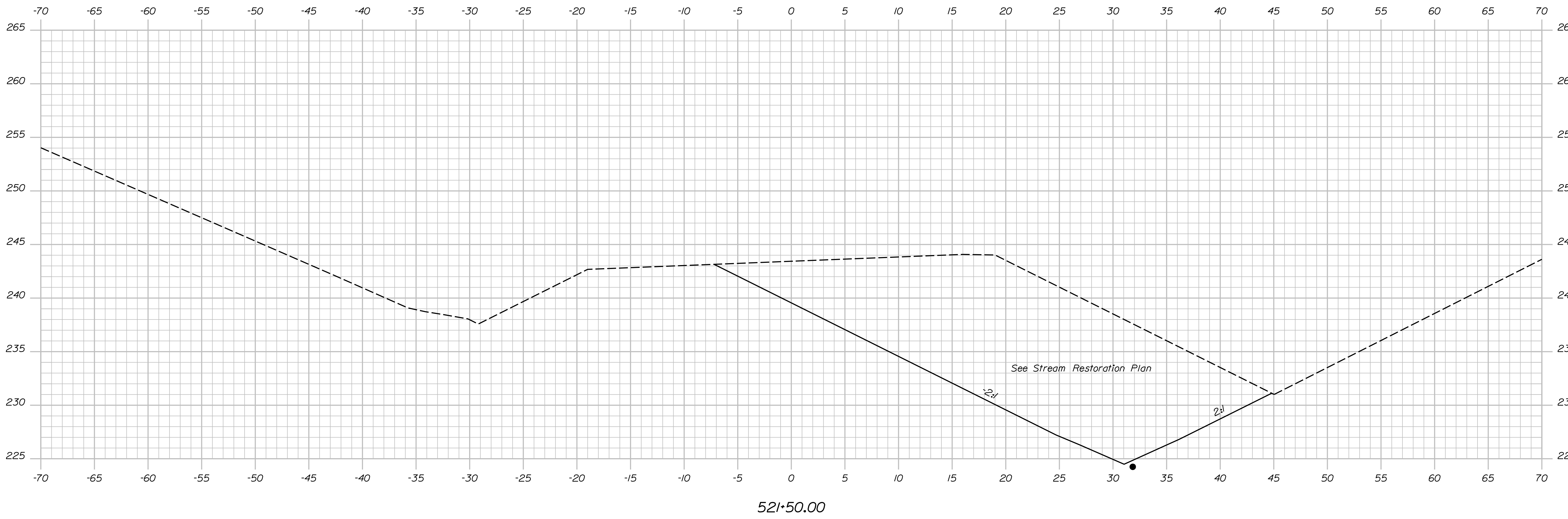
SHEET NUMBER
131
OF 169

Date: 5/31/2022

Username: nedman

Division:

Filename: ... \xsects - Median Regrading.dgn



STATE OF MAINE
DEPARTMENT OF TRANSPORTATION
2189401
WINS: 21894.01 & 21900.01
BRIDGE NOS: 5813 & 1461
BRIDGE PLANS

PROJ. MANAGER	D. EATON	BY	DATE
DESIGN DETAILED	T. AQUILAR	S. LINDSLEY	04-22
CHECKED/REVIEWED	T. MCALLIFFE	B. COLBURN	04-22
DESIGN DETAILED	S. LISTER	M. LOVETT	04-22
REVISIONS 1			
REVISIONS 2			
REVISIONS 3			
REVISIONS 4			
FIELD CHANGES			

SIGNATURE	P.E. NUMBER	DATE

I-95 NB WEBB ROAD BRIDGE
I-95 SB WEBB ROAD BRIDGE
WATERVILLE KENNEBEC COUNTY
CROSS SECTIONS
I-95 MEDIAN

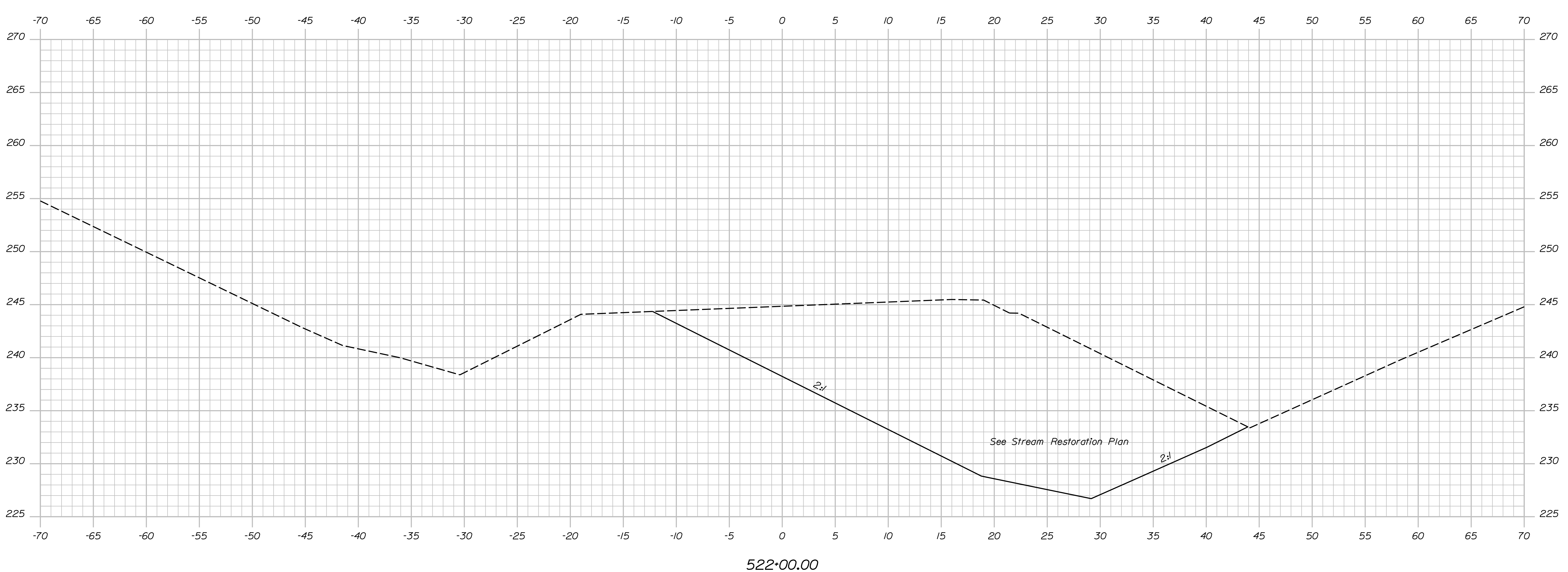
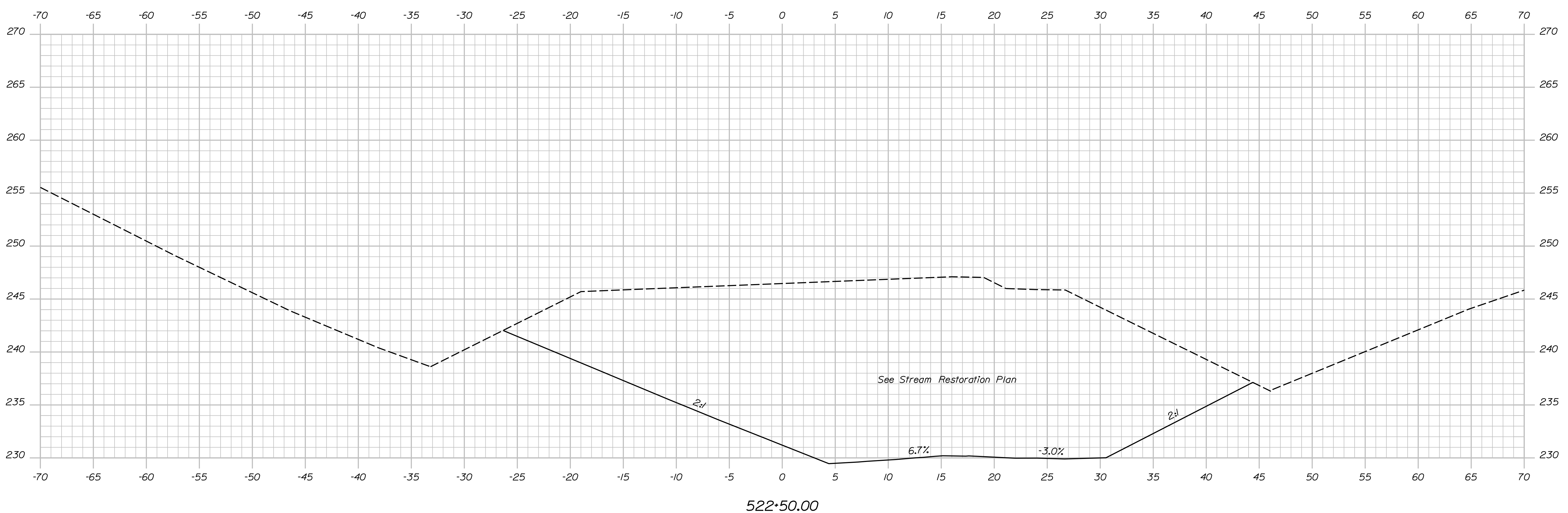
SHEET NUMBER
132
OF 169

Date: 5/31/2022

Username: nedman

Division:

Filename: ... \xsects - Median Regrading.dgn



STATE OF MAINE
DEPARTMENT OF TRANSPORTATION
2189401
WINS: 21894.01 & 21900.01
BRIDGE NOS: 5813 & 1461
BRIDGE PLANS

PROJ. MANAGER	D. EATON	BY	DATE
DESIGN DETAILED	T. AQUILAR	S. LINDSLEY	04-22
CHECKED/REVIEWED	T. MCALLIFFE	B. COLBURN	04-22
DESIGN DETAILED	S. LISTER	M. LOVETT	04-22
REVISIONS 1			
REVISIONS 2			
REVISIONS 3			
REVISIONS 4			
FIELD CHANGES			

I-95 NB WEBB ROAD BRIDGE		SIGNATURE	
I-95 SB WEBB ROAD BRIDGE		P.E. NUMBER	
WATERVILLE KENNEBEC COUNTY		DATE	

I-95 NB WEBB ROAD BRIDGE
I-95 SB WEBB ROAD BRIDGE
WATERVILLE KENNEBEC COUNTY
CROSS SECTIONS
I-95 MEDIUM

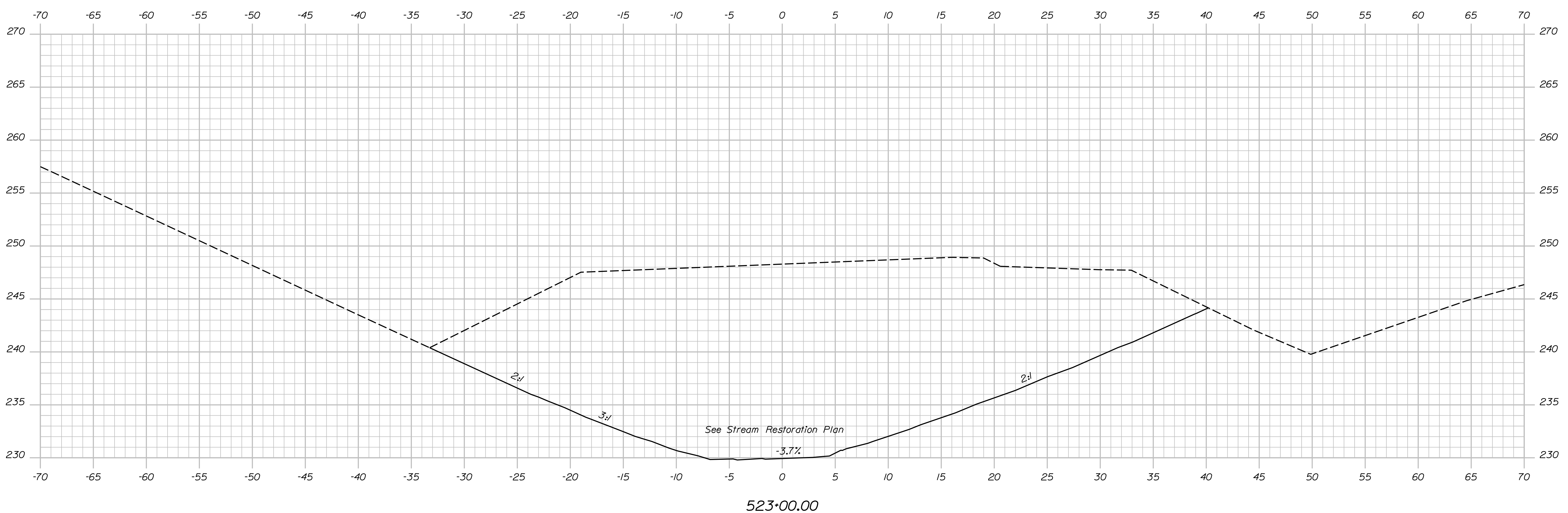
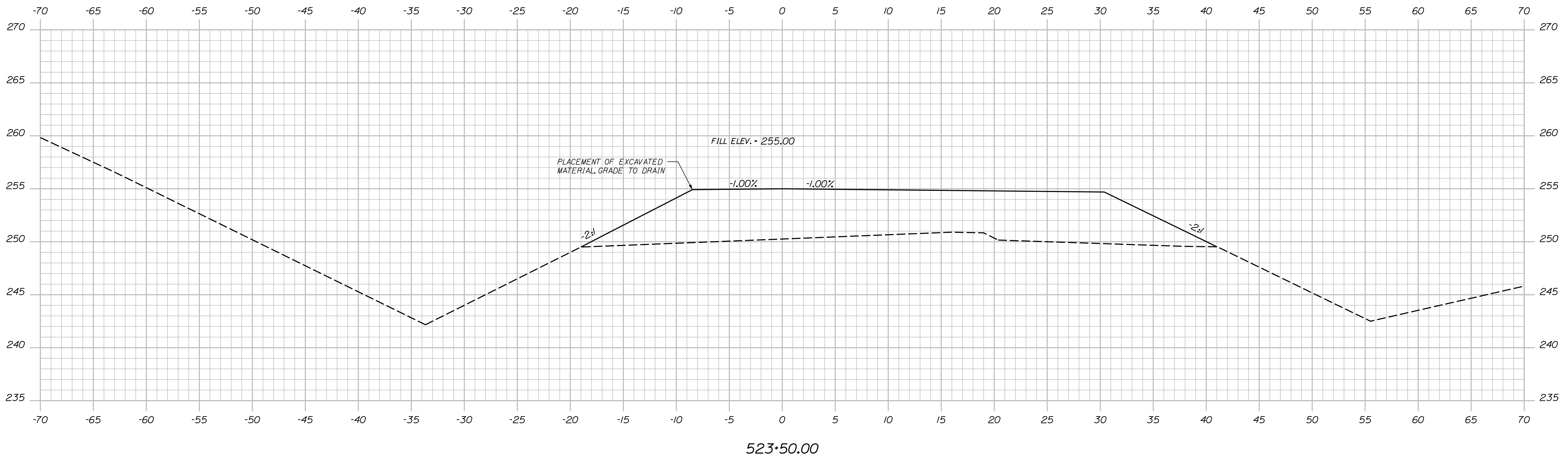
SHEET NUMBER
133
OF 169

Date: 5/31/2022

Username: nedman

Division:

Filename: ... \xsects - Median Regrading.dgn



STATE OF MAINE
 DEPARTMENT OF TRANSPORTATION
 2189401
 WINS: 21894.01 & 21900.01
 BRIDGE NOS: 5813 & 1461
 BRIDGE PLANS

DESIGNER	DATE
CHECKED	DATE
DESIGNED	DATE
REVISIONS 1	
REVISIONS 2	
REVISIONS 3	
REVISIONS 4	
FIELD CHANGES	

SIGNATURE
 P.E. NUMBER
 DATE

PROJ. MANAGER	D. EATON
DESIGN-DETAILED	T. AQUILAR
CHECKED-REVIEWED	S. LINDSLEY
DESIGN-DETAILED	T. MCALIFFE
DESIGN-DETAILED	B. COLBURN
REVISIONS 1	S. LISTER
REVISIONS 2	M. LOVETT
REVISIONS 3	
REVISIONS 4	
FIELD CHANGES	

I-95 NB WEBB ROAD BRIDGE
 I-95 SB WEBB ROAD BRIDGE
 WATERVILLE KENNEBEC COUNTY
CROSS SECTIONS
I-95 MEDIAN

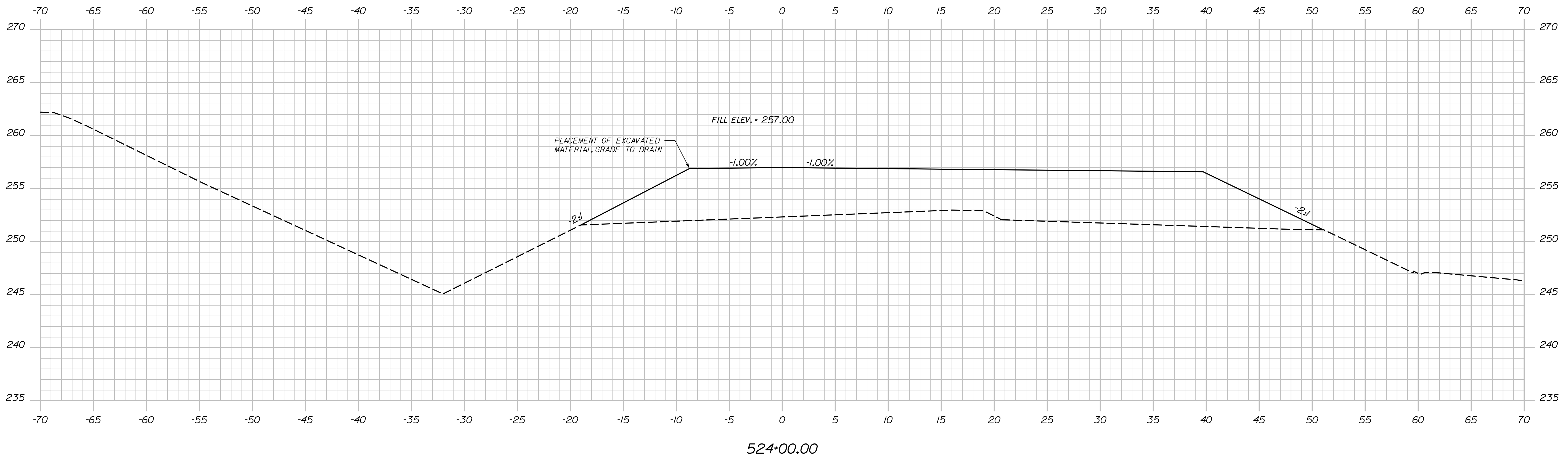
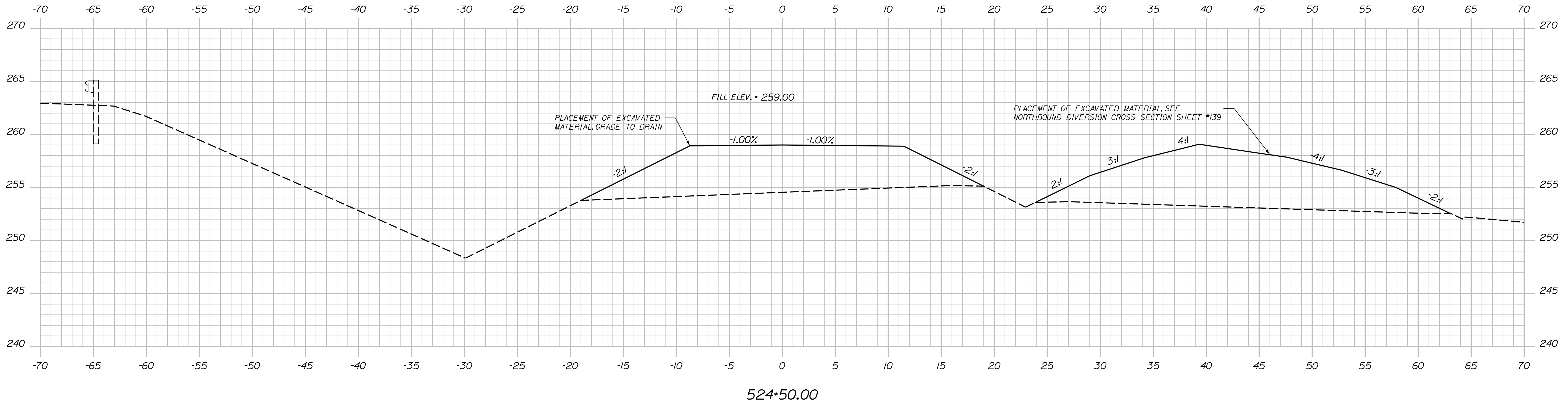
SHEET NUMBER
134
 OF 169

Date: 5/31/2022

Username: nedman

Division:

Filename: ... \xsects - Median Regrading.dgn



STATE OF MAINE
 DEPARTMENT OF TRANSPORTATION
 2189401
 WINS: 21894.01 & 21900.01
 BRIDGE NOS: 5813 & 1461
 BRIDGE PLANS

PROJ. MANAGER	D. EATON	BY	DATE
DESIGN DETAILED	T. AQUILAR	S. LINDSLEY	04-22
CHECKED/REVIEWED	T. MCALLIFFE	B. COLBURN	04-22
DESIGN DETAILED	S. LISTER	M. LOVETT	04-22
DESIGN DETAILED			
REVISIONS 1			
REVISIONS 2			
REVISIONS 3			
REVISIONS 4			
FIELD CHANGES			

I-95 NB WEBB ROAD BRIDGE
 I-95 SB WEBB ROAD BRIDGE
 WATERVILLE KENNEBEC COUNTY
 CROSS SECTIONS
 I-95 MEDIAN

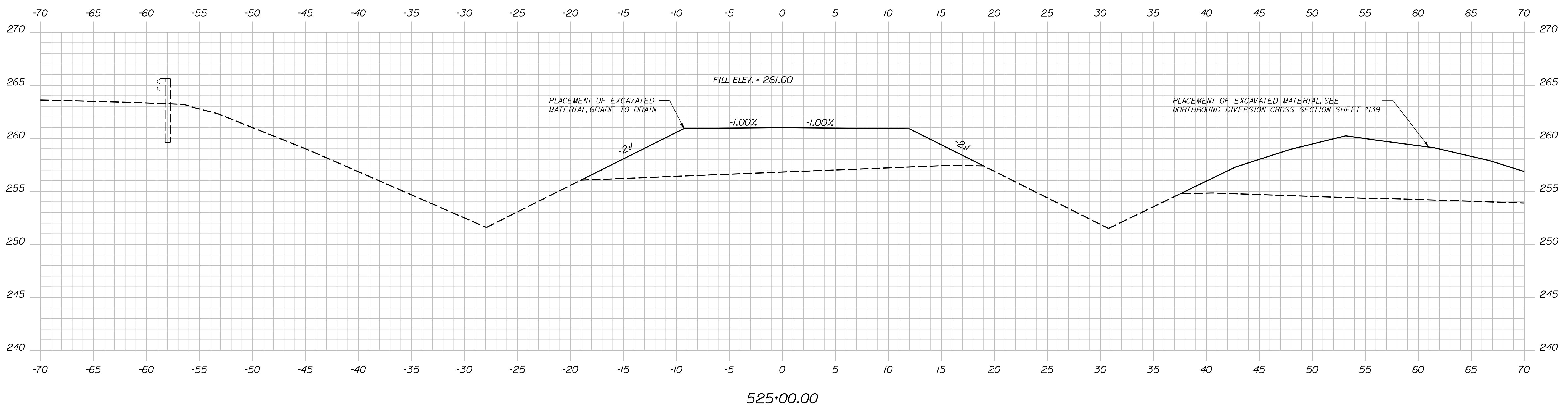
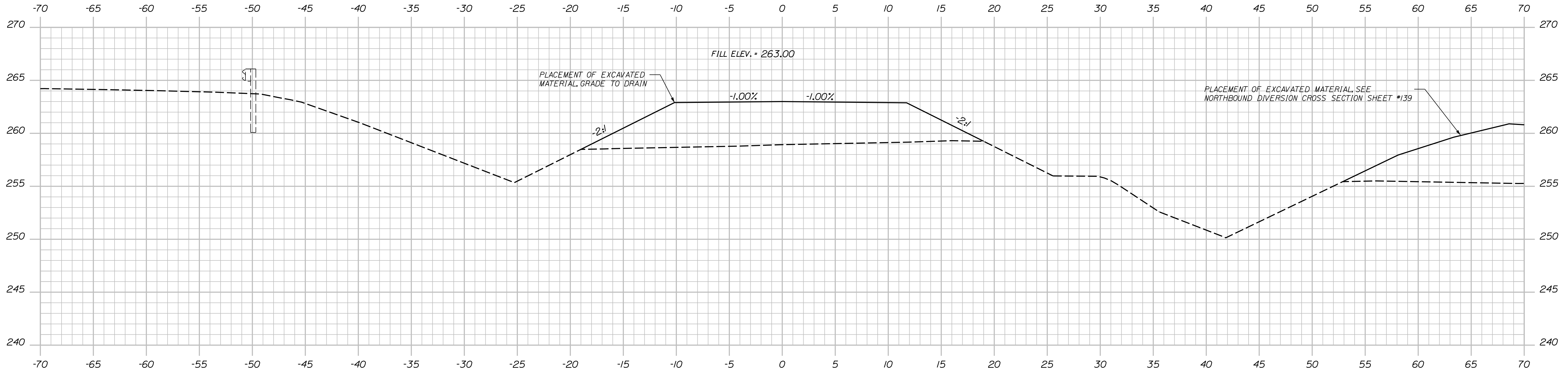
SHEET NUMBER
135
 OF 169

Date: 5/31/2022

Username: nedman

Division:

Filename: ... \xsects - Median Regrading.dgn



STATE OF MAINE
 DEPARTMENT OF TRANSPORTATION
 2189401
 WINS: 21894.01 & 21900.01
 BRIDGE NOS: 5813 & 1461
 BRIDGE PLANS

PROJ. MANAGER
 DESIGN/DETAILED
 CHECKED/REVIEWED
 DESIGN/DETAILED
 REVISIONS 1
 REVISIONS 2
 REVISIONS 3
 REVISIONS 4
 FIELD CHANGES

DATE	BY	D. EATION
04-22	S. LINDSLEY	T. AQUILAR
04-22	B. COLBURN	T. MCALLIFFE
04-22	M. LOVETT	S. LISTER

I-95 NB WEBB ROAD BRIDGE
 I-95 SB WEBB ROAD BRIDGE
 WATERVILLE KENNEBEC COUNTY
**CROSS SECTIONS
 I-95 MEDIAN**

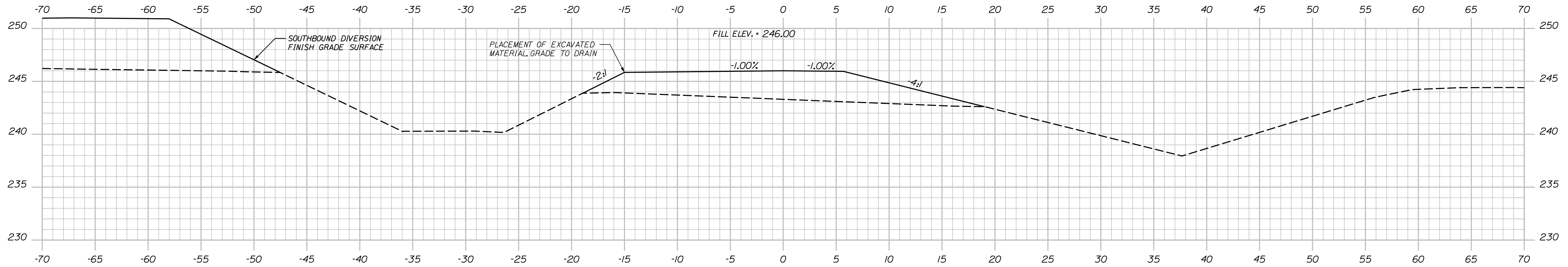
SHEET NUMBER
136
 OF 169

Date: 5/31/2022

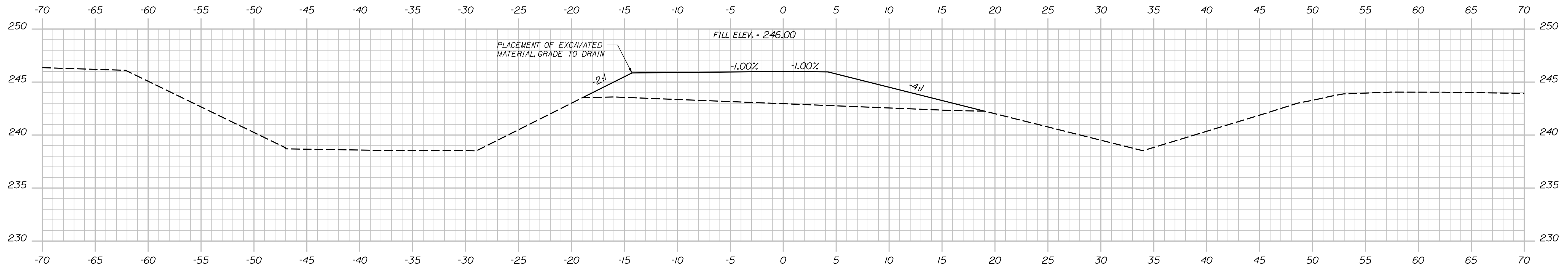
Username: nedman

Division:

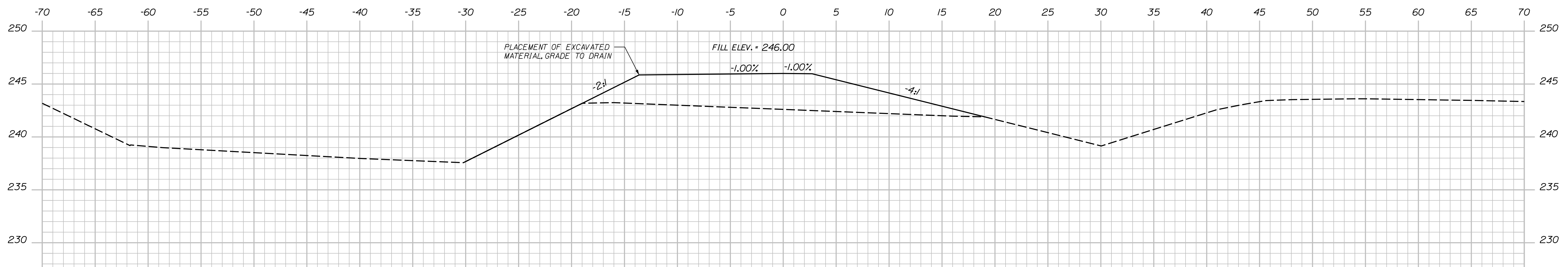
Filename: ... \xsects - Median Regrading.dgn



413+00.00



412+50.00



412+00.00

STATE OF MAINE
DEPARTMENT OF TRANSPORTATION

2189401

WINS: 21894.01 & 21900.01

BRIDGE NOS: 5813 & 1461

SIGNATURE

P.E. NUMBER

DATE

PROJ. MANAGER	D. EATON	BY	DATE
DESIGN-DETAILED	T. AQUILAR	S. LINDSLEY	04-22
CHECKED-REVIEWED	T. MCALIFFE	B. COLBURN	04-22
DESIGN-DETAILED	S. LISTER	M. LOVETT	04-22

REVISIONS 1

REVISIONS 2

REVISIONS 3

REVISIONS 4

FIELD CHANGES

I-95 NB WEBB ROAD BRIDGE
I-95 SB WEBB ROAD BRIDGE
WATERVILLE

KENNEBEC COUNTY

CROSS SECTIONS

I-95 MEDIAN

SHEET NUMBER

137

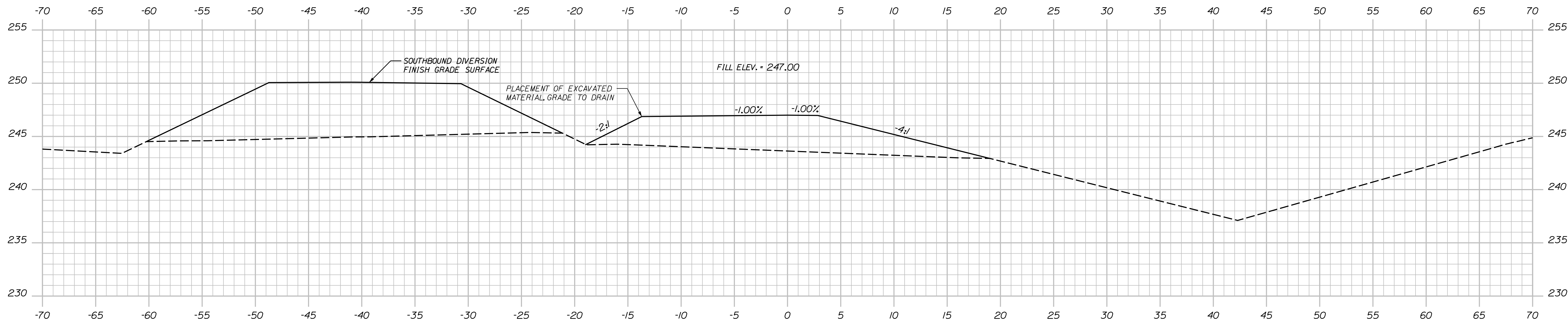
OF 169

Date: 5/31/2022

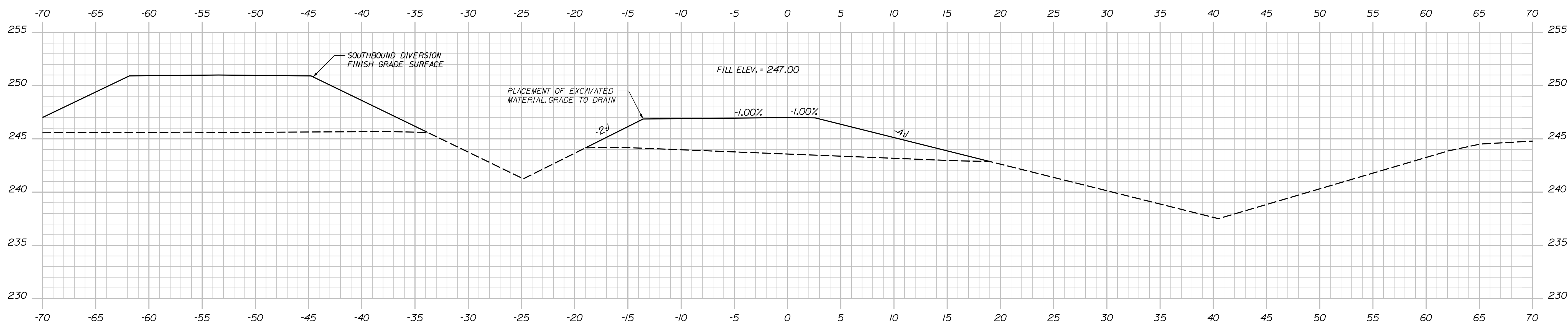
Username: nedman

Division:

Filename: ... \xsects - Median Regrading.dgn



414+00.00



413+50.00

STATE OF MAINE
 DEPARTMENT OF TRANSPORTATION
 2189401
 WINS: 21894.01 & 21900.01
 BRIDGE NOS: 5813 & 1461

PROJ. MANAGER
 DESIGN/DETAILED
 CHECKED/REVIEWED
 DESIGN/DETAILED
 REVISIONS 1
 REVISIONS 2
 REVISIONS 3
 REVISIONS 4
 FIELD CHANGES

DATE	BY	SIGNATURE
04-22	S. LINDSLEY	
04-22	B. COLBURN	
04-22	M. LOVETT	

I-95 NB\WEBB ROAD BRIDGE
 I-95 SB\WEBB ROAD BRIDGE
 WATERVILLE KENNEBEC COUNTY
 CROSS SECTIONS
 I-95 MEDIAN

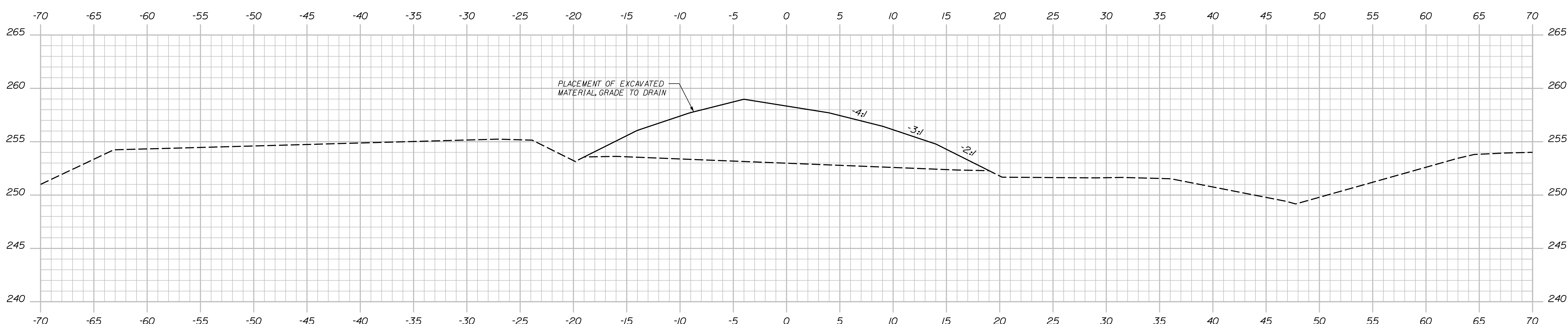
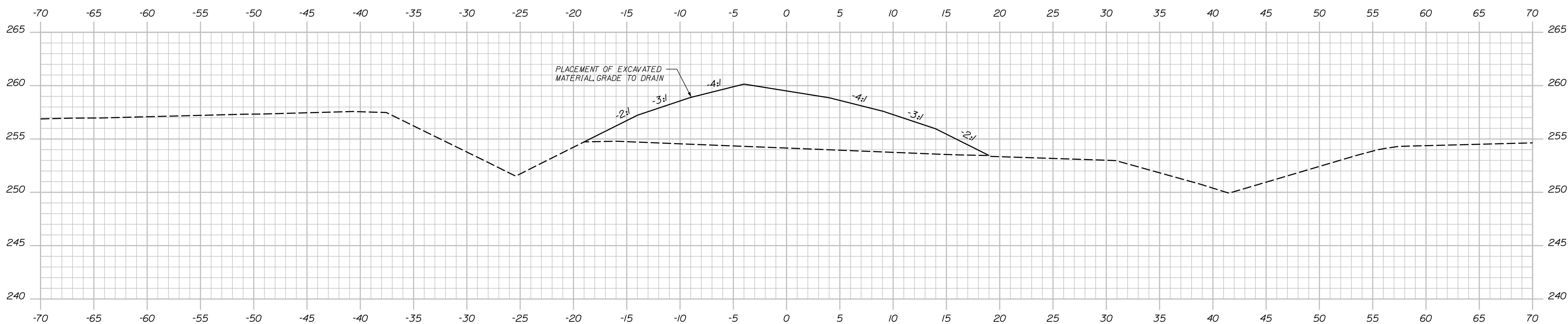
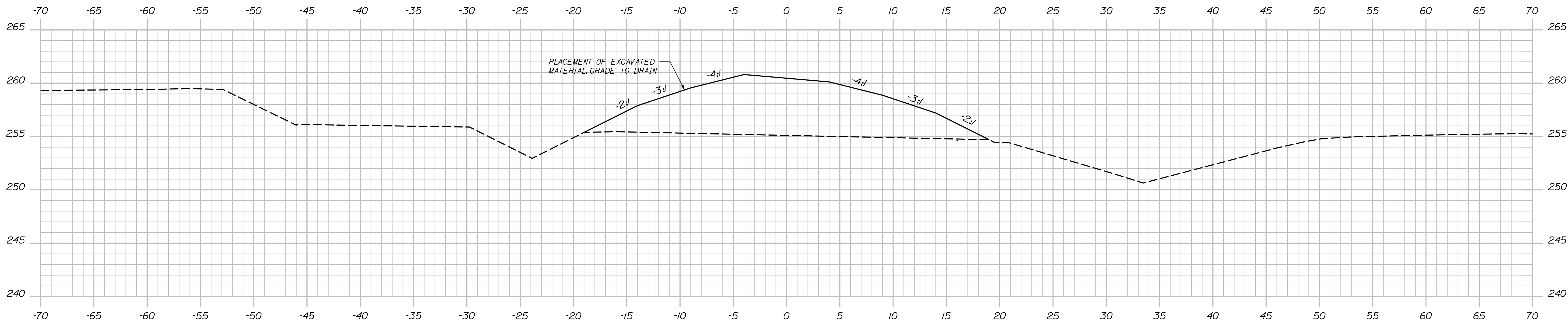
SHEET NUMBER
138
 OF 169

Date: 5/31/2022

Username: nedman

Division:

Filename: ... \xsects - Median Regrading.dgn



STATE OF MAINE
DEPARTMENT OF TRANSPORTATION
2189401
WINS: 21894.01 & 21900.01
BRIDGE NOS: 5813 & 1461
BRIDGE PLANS

PROJ. MANAGER	D. EATON	BY	S. LINDSLEY	DATE	04-22
DESIGN-DETAILED	T. AQUILAR	CHECKED-REVIEWED	B. COLBURN	SIGNATURE	
DESIGN-DETAILED	S. LISTER	DESIGN-DETAILED	M. LOVETT	P.E. NUMBER	
REVISIONS 1		REVISIONS 2		DATE	
REVISIONS 3		REVISIONS 4			
FIELD CHANGES					

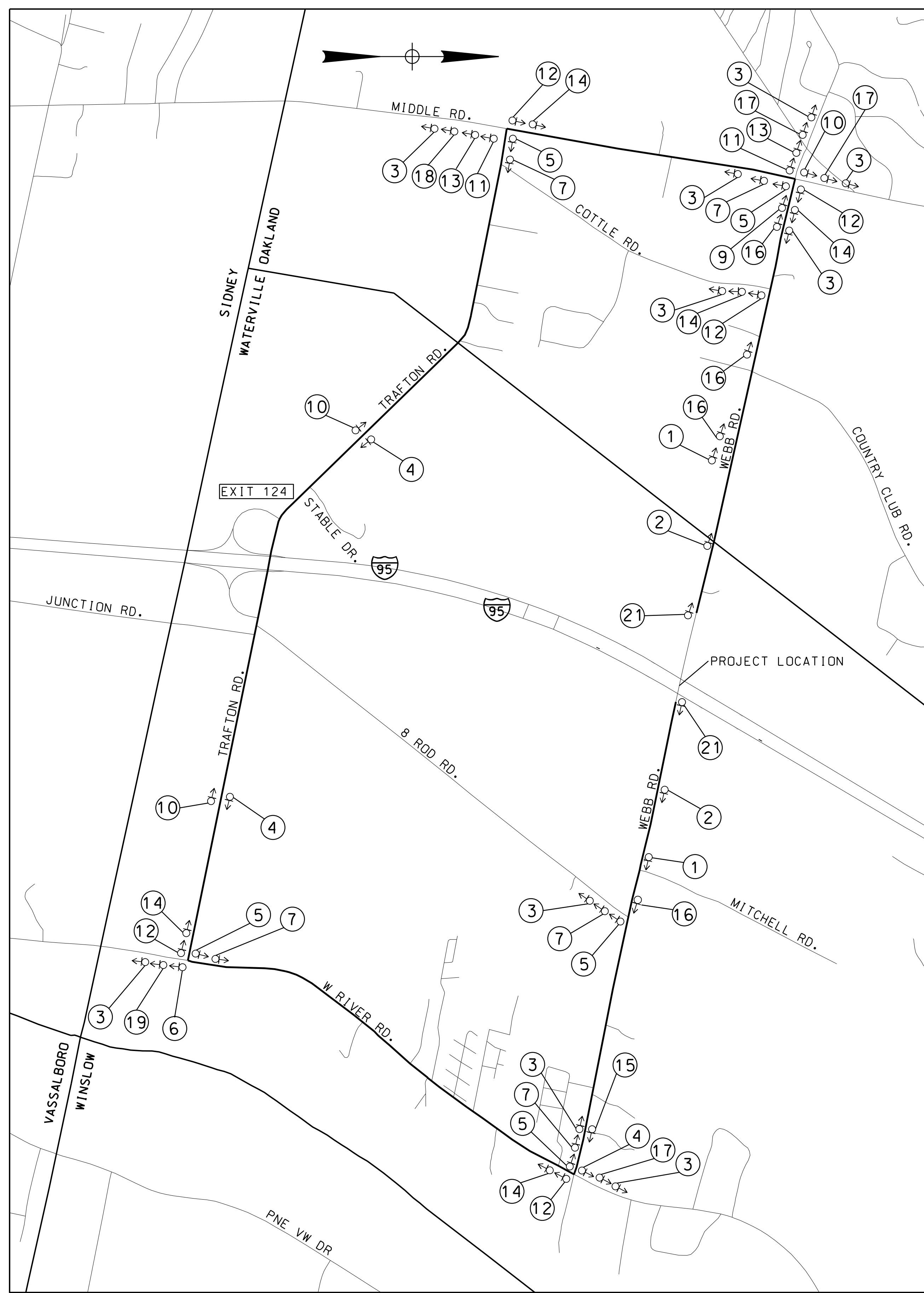
I-95 NB\WEBB ROAD BRIDGE
I-95 SB\WEBB ROAD BRIDGE
KENNEBEC COUNTY
WATERVILLE
CROSS SECTIONS
I-95 MEDIAN

SHEET NUMBER
139
OF 169

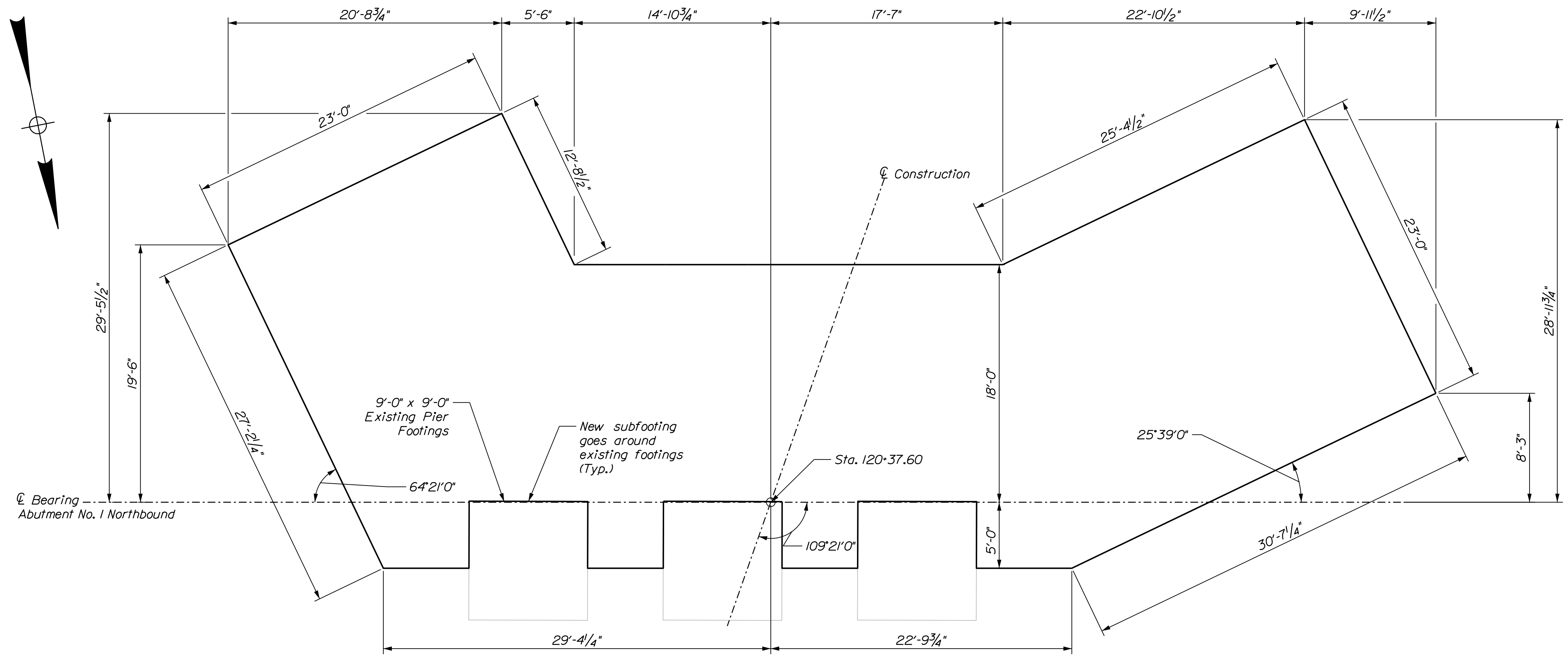
①		48" x 48"
②		48" x 48"
③		48" x 48"
④		24" x 12" 24" x 12" 24" x 24" 21" x 15"
⑤		24" x 12" 24" x 12" 24" x 24" 21" x 15"
⑥		24" x 12" 24" x 12" 24" x 24" 21" x 15"
⑦		24" x 12" 24" x 12" 24" x 24" 21" x 15"
⑧		24" x 12" 24" x 12" 24" x 24" 21" x 15"
⑨		24" x 24" 24" x 12" 24" x 24"
⑩		24" x 12" 24" x 12" 24" x 24" 21" x 15"
⑪		24" x 12" 24" x 12" 24" x 24" 21" x 15"
⑫		24" x 12" 24" x 12" 24" x 24" 21" x 15"
⑬		24" x 12" 24" x 12" 24" x 24" 21" x 15"
⑭		24" x 24" 24" x 12" 24" x 24"
⑮		24" x 24" 24" x 12" 24" x 24"
⑯		60" x 30"
⑰		60" x 30"
⑱		60" x 30"
⑲		60" x 30"
⑳		60" x 30"
㉑		48" x 30"

DETOUR NOTES

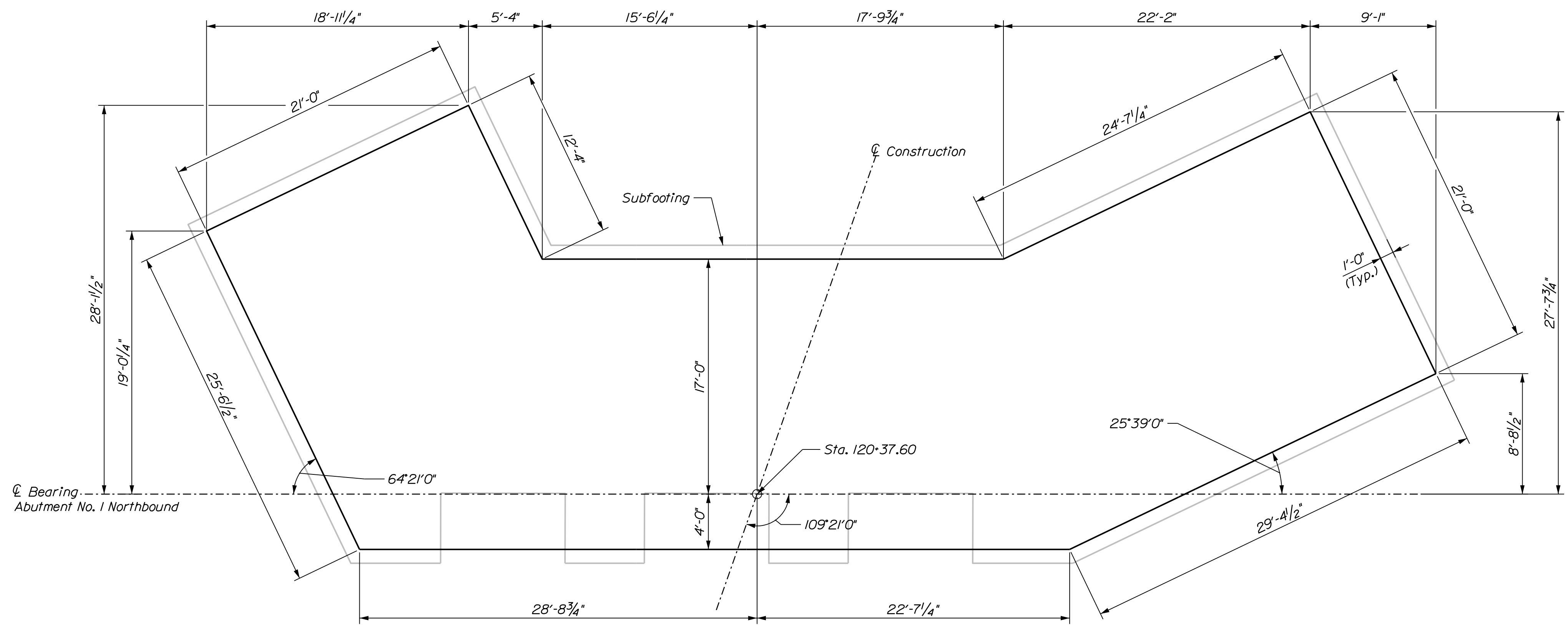
- All sign locations shown are approximate. Actual locations shall be determined in the field by the Resident.
- All modifications to traffic control devices shall be in accordance with the Manual on Uniform Traffic Control Devices. Changes and adjustments to traffic control devices shall be approved by the Resident prior to implementation.
- Any and all changes and adjustments to traffic control devices shall be included in the Traffic Control Plan submitted, the Traffic Control Plan shall be submitted, designed, and stamped by a Professional Engineer licensed in State of Maine, and shall be approved by the Resident prior to implementation.
- The Contractor shall cover all existing signs that conflict with work zone signs (Incidental to item 652.35)
- Install 30 feet of Temporary Concrete Barrier at each end of the project (60 feet total). Payment will be made under Item No. 526.30I, Temporary Concrete Barrier.
- In addition to signs shown, the Contractor shall place Portable Changeable Message Signs prior to closure. Locations and messages to be determined by the Contractor and approved by the Resident.
- Additional signs may be needed as directed by the Resident.



STATE OF MAINE DEPARTMENT OF TRANSPORTATION		2189401	
WATERVILLE KENNEBEC COUNTY		WIN BRIDGE NOS. 5813 & 21894.01 & 21900.01 BRIDGE PLANS	
PROJ. MANAGER	D. EATON	BY	DATE
DESIGN-DETAILED	T. AQUILAR	S. LINDSLEY	04-22
CHECKED-REVIEWED	T. MCALLIFFE	B. COLBURN	04-22
DESIGN-DETAILED	S. LISTER	M. LOVETT	04-22
REVISIONS 1			
REVISIONS 2			
REVISIONS 3			
REVISIONS 4			
FIELD CHANGES			
I-95 NB\WEBB ROAD BRIDGE I-95 SB\WEBB ROAD BRIDGE		SIGNATURE	
WATERVILLE KENNEBEC COUNTY		P.E. NUMBER	
DETOUR PLAN		DATE	
SHEET NUMBER		DATE	
140		DATE	
OF 169		DATE	



ABUTMENT NO. 1 NORTHBOUND SUBFOOTING PLAN

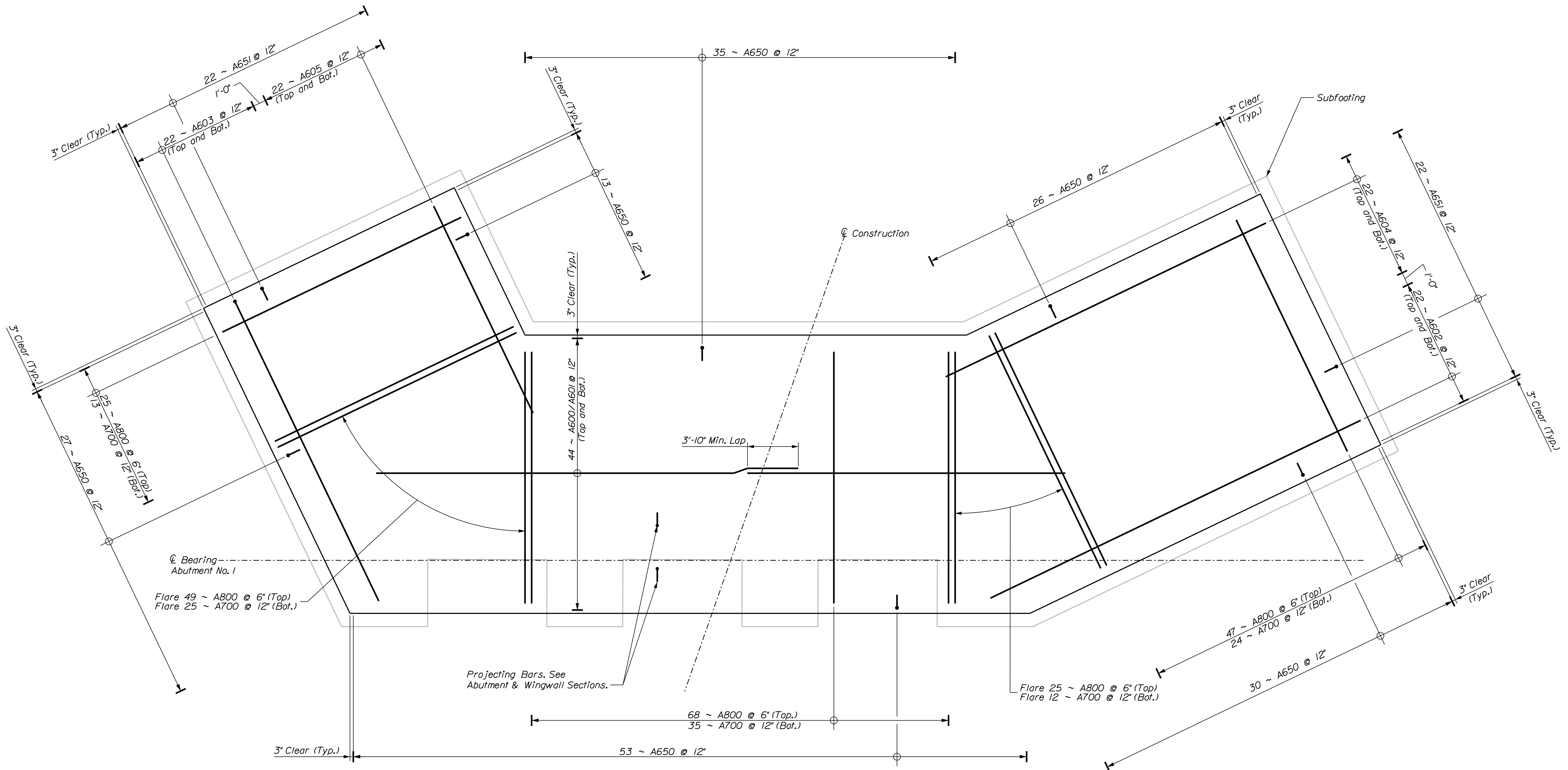


ABUTMENT NO. 1 NORTHBOUND FOOTING PLAN

Abutment Notes:

1. The maximum factored applied footing pressure is 8.2 ksf at the Strength Limit State.
2. Abutments, wingwalls, and their footings shall be backfilled with Granular Borrow. Pay limits will be structural excavation limits in cut areas and a vertical plane located 10 feet behind the walls in fill areas.
3. Reinforcing steel shall have a minimum concrete cover of 2 inches in the walls and 3 inches in the footings unless otherwise noted.
4. Place drains with 4-inch diameter in the breastwall and wingwalls at 10 feet maximum spacing. The exact location will be determined by the Resident.
5. Cover joints where waterstops are not required in accordance with Standard Details Section 502.
6. When bedrock protrudes above the bottom of footing, the footing may be raised and the vertical reinforcing may be cut in the field with the approval of the Resident. The minimum footing elevations are shown on the Plans and shall not be lowered without prior approval of the Engineer of Record. Payment for adjusting the footing elevation and reinforcing steel will be considered incidental to the Contract Items. No separate payment will be made.
7. At the option of the Resident, the bedrock which protrudes above a horizontal plane 12 inches below the proposed bottom of footing elevations may be removed. Payment for bedrock removal shall be made under Item No. 206.092 Structural Rock Excavation - Major Structures.
8. The horizontal pay limit for subfooting concrete will be to the dimensions shown on the plans. No additional payment will be made for concrete placed outside these limits.
9. The mortared chamfer will not be paid for separately, but will be considered incidental to related Contract items. (See Detail on Sheet 163)

DESIGNED	T. AGUIAR	DATE	04-22
CHECKED	S. LINDSLEY	DATE	04-22
DESIGNED	T. MCALIFFE	DATE	04-22
DESIGNED	B. COLBURN	DATE	04-22
DESIGNED	M. LOVETT	DATE	04-22
DESIGNED	S. LISTER	DATE	04-22
REVISIONS	1	P.E. NUMBER	
REVISIONS	2	DATE	
REVISIONS	3		
REVISIONS	4		
FIELD CHANGES			



ABUTMENT NO. 1 NORTHBOUND FOOTING REINFORCEMENT PLAN
 Projecting bars not shown for clarity

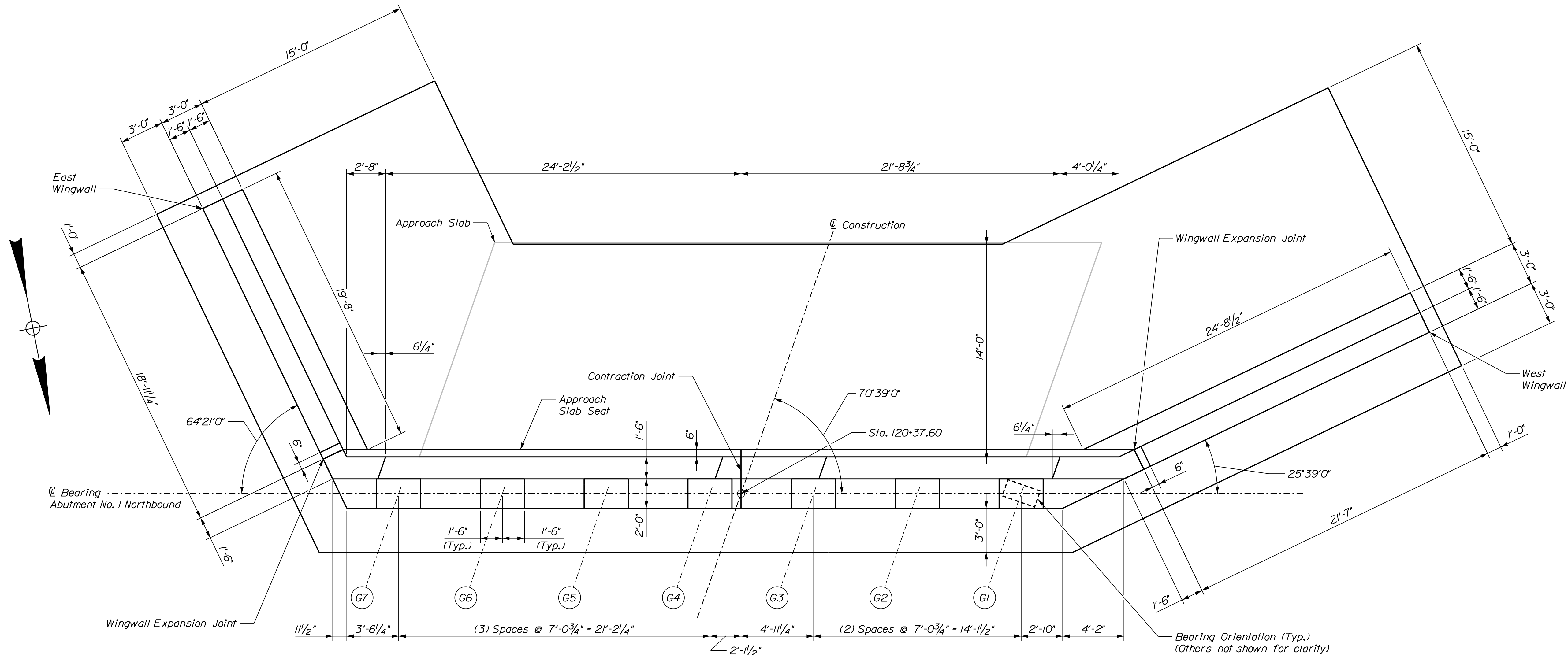
STATE OF MAINE DEPARTMENT OF TRANSPORTATION		2189401	
WATERVILLE		KENNEBEC COUNTY	
I-95 NB WEBB ROAD BRIDGE		I-95 SB WEBB ROAD BRIDGE	
ABUTMENT NO. 1 NB		FOOTING REINFORCEMENT	
SHEET NUMBER			
142			
OF 169			
PROJ. MANAGER	BY	DATE	SIGNATURE
DESIGN/DETAILED	T. AQUILAR	04-22	
CHECKED/REVIEWED	S. LINDSLEY	04-22	
DESIGN/DETAILED	T. MCALLIFFE	04-22	
DESIGN/DETAILED	S. LISTER	04-22	
REVISIONS 1			P.E. NUMBER
REVISIONS 2			DATE
REVISIONS 3			
REVISIONS 4			
FIELD CHANGES			
BRIDGE NOs: 5813 & 1461			
WINS: 21894.01 & 21900.01			
BRIDGE PLANS			

Date: 6/6/2022

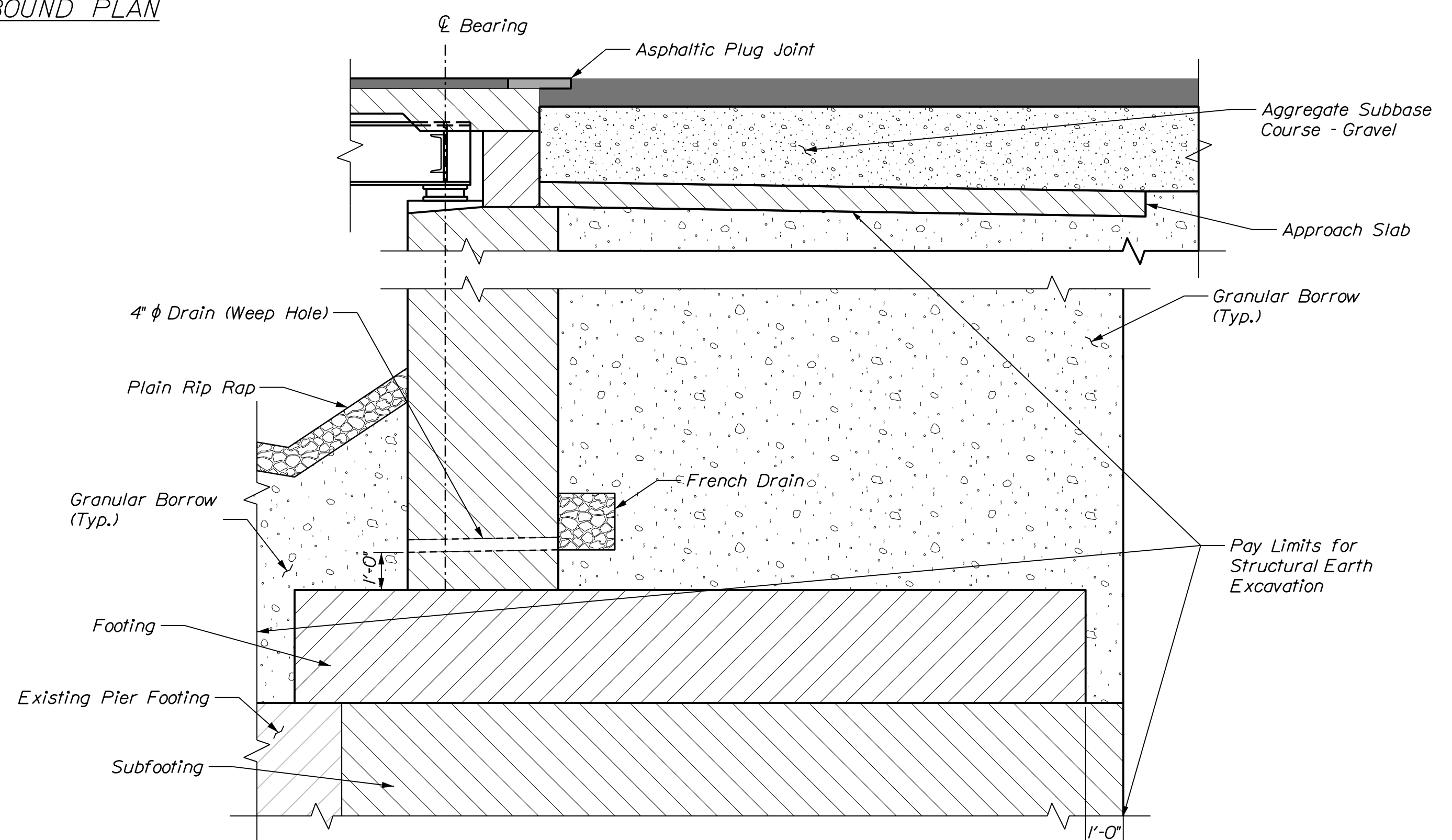
Username: tagular

Division:

Filename: ... \138_Abut 1 NB General Plan.dgn



ABUTMENT NO. 1 NORTHBOUND PLAN
 Note: Subfooting omitted for clarity.



ABUTMENT BACKFILL DETAIL
 Abutment 2 shown, Abutment 1 similar

STATE OF MAINE
 DEPARTMENT OF TRANSPORTATION
 2189401
 WINS: 21894.01 & 21900.01
 BRIDGE NOS: 5813 & 1461
 BRIDGE PLANS

PROJ. MANAGER	D. EATON	BY	T. AQUILAR	DATE	04-22
DESIGN-DETAILED	T. AQUILAR	CHECKED-REVIEWED	S. LINDSLEY	DATE	04-22
DESIGN-DETAILED	T. MCALLIFFE	DESIGN-DETAILED	B. COLBURN	DATE	04-22
DESIGN-DETAILED	S. LISTER	DESIGN-DETAILED	M. LOVETT	DATE	04-22
REVISIONS 1		REVISIONS 1		DATE	
REVISIONS 2		REVISIONS 2		DATE	
REVISIONS 3		REVISIONS 3		DATE	
REVISIONS 4		REVISIONS 4		DATE	
FIELD CHANGES		FIELD CHANGES		DATE	

1-95 NB WEBB ROAD BRIDGE
 1-95 SB WEBB ROAD BRIDGE
 WATERVILLE
 KENNEBEC COUNTY
ABUTMENT NO. 1 NB PLAN

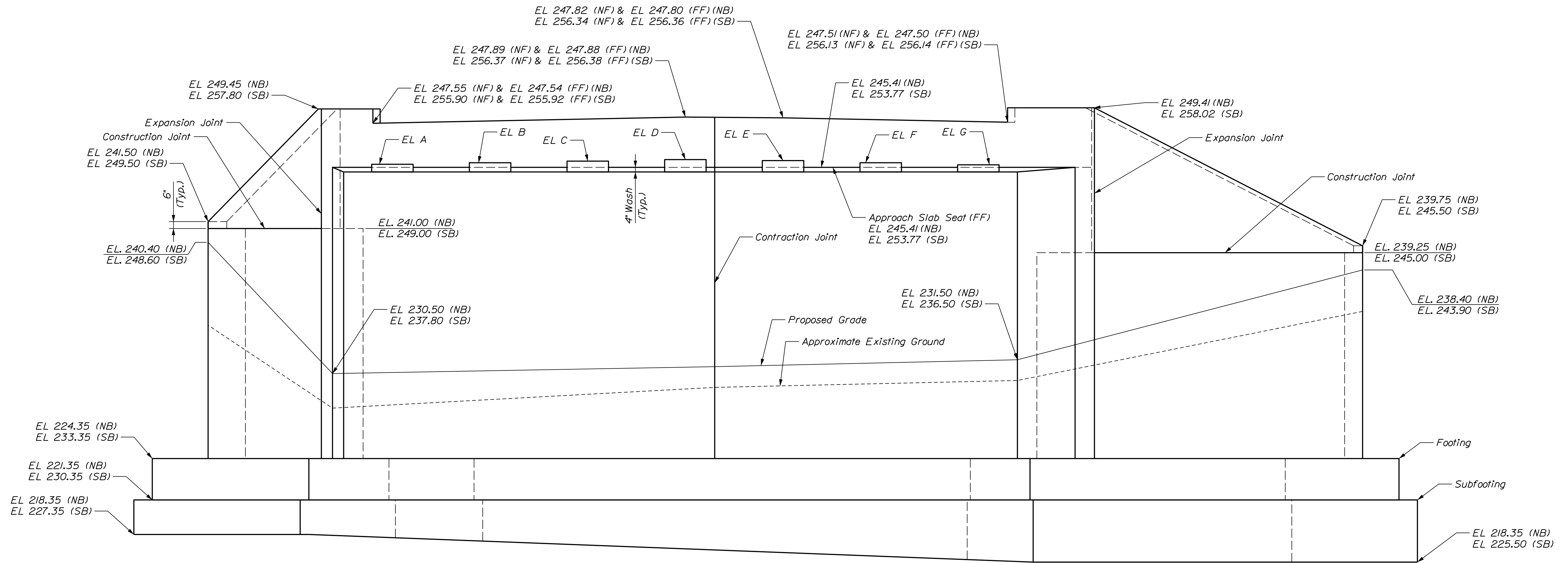
SHEET NUMBER
143
 OF 169

Date: 6/6/2022

Username: tagular

Division:

Filename: ... \139_Abut 1 NB-2 SB Elevation.dgn



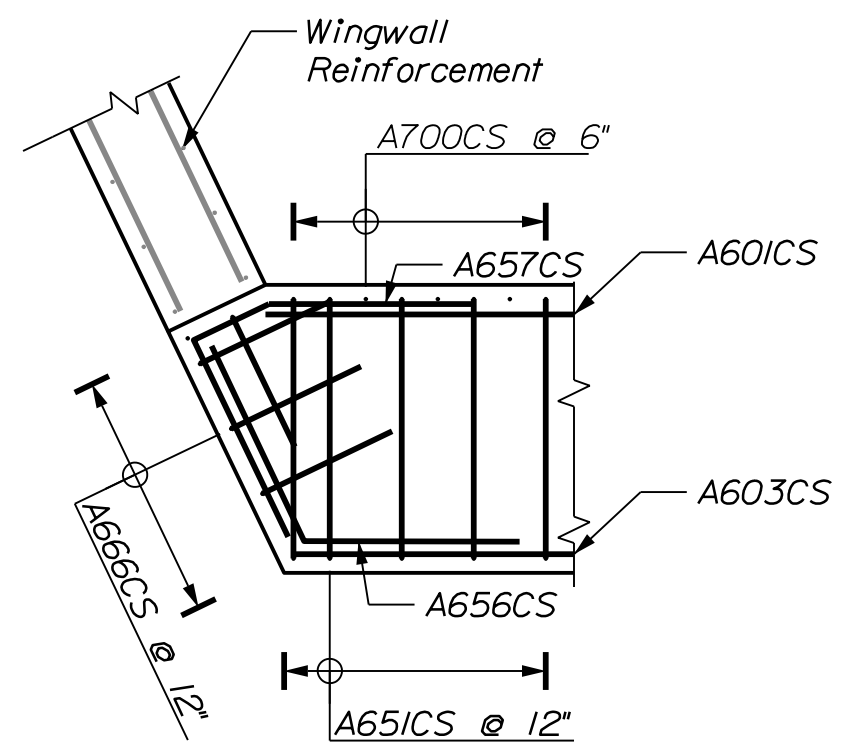
ABUTMENT NO. 1 NORTHBOUND ELEVATION
 ABUTMENT NO. 2 SOUTHBOUND ELEVATION
 (Existing Pier Footing Omitted for Clarity.)

Location	PEDESTAL ELEVATIONS						
	EL A	EL B	EL C	EL D	EL E	EL F	EL G
Abutment No. 1 NB	245.78 (G7)	245.89 (G6)	246.00 (G5)	246.12 (G4)	246.04 (G3)	245.89 (G2)	245.74 (G1)
Abutment No. 2 SB	254.10 (G1)	254.26 (G2)	254.42 (G3)	254.58 (G4)	254.55 (G5)	254.44 (G6)	254.33 (G7)

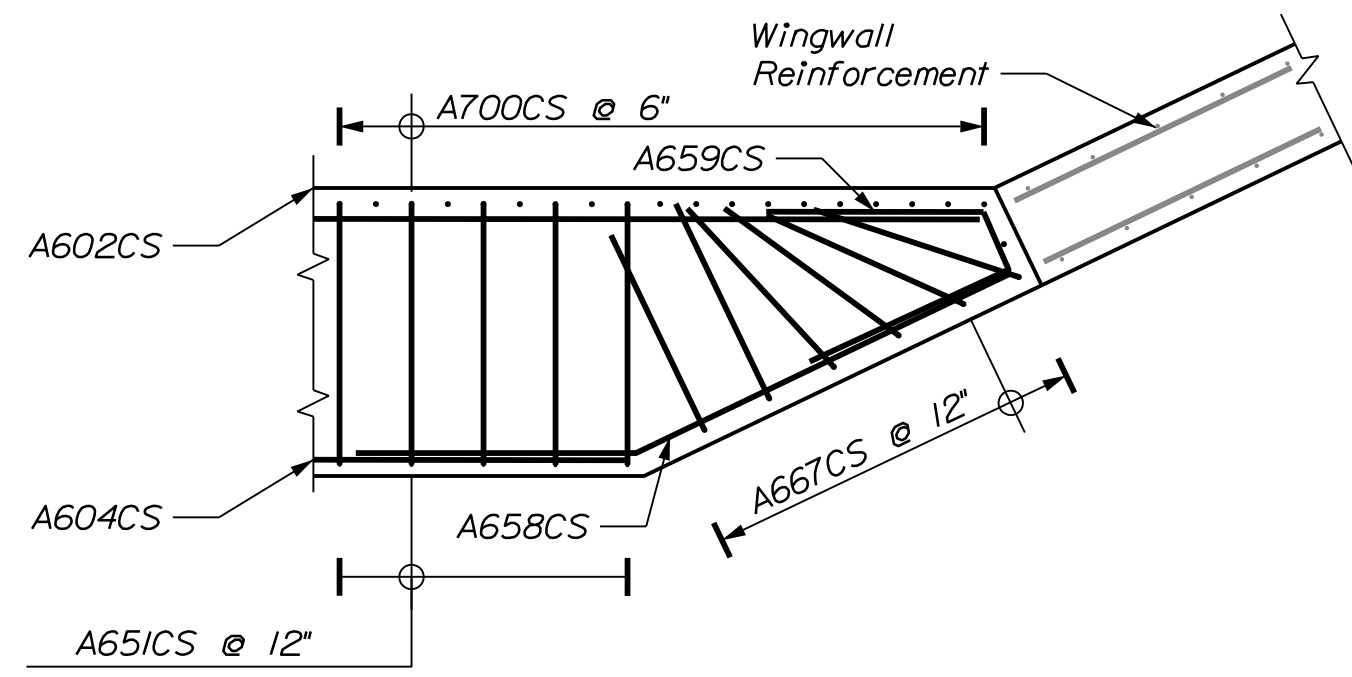
Date: 6/6/2022

Username: tagular

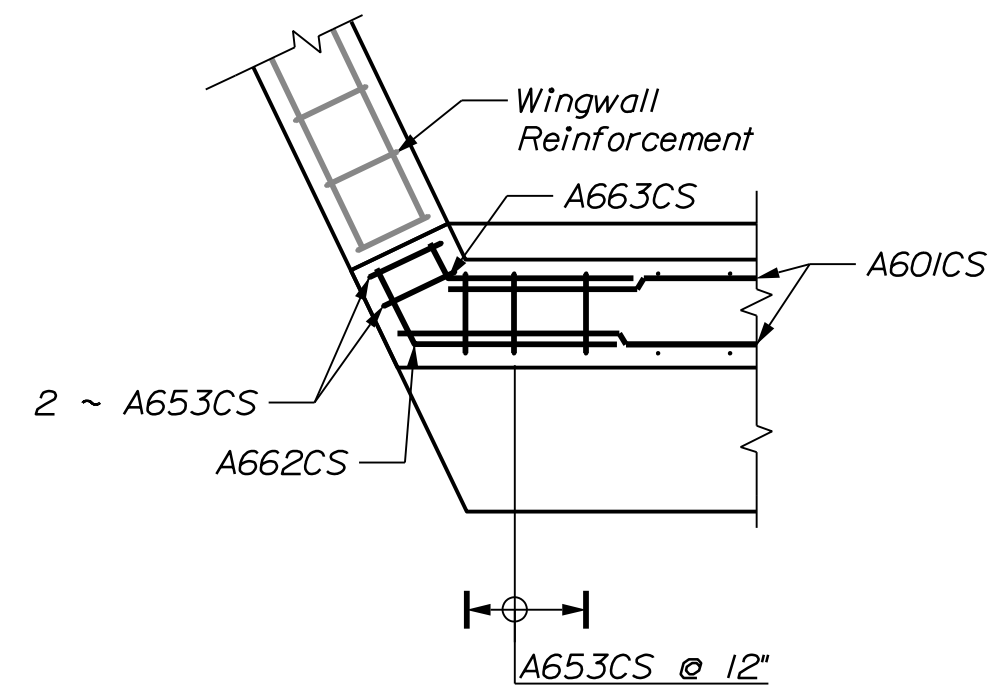
Filename: ... \140_Abut 1 NB-2 SB Elevation Rebar.dwg



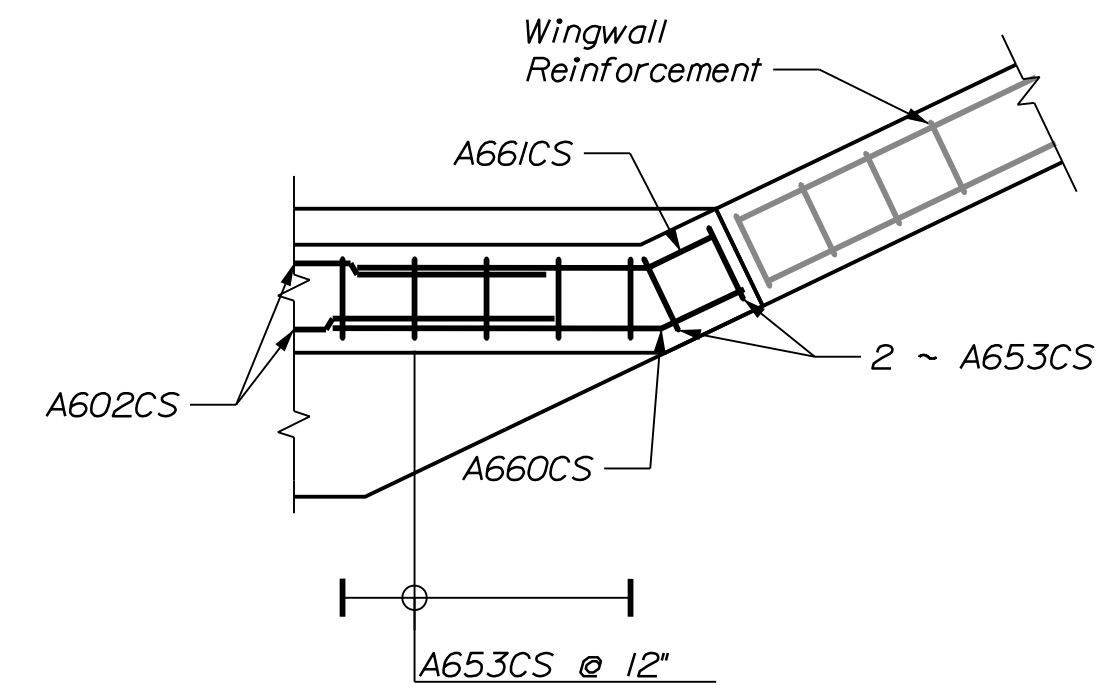
SECTION B-B



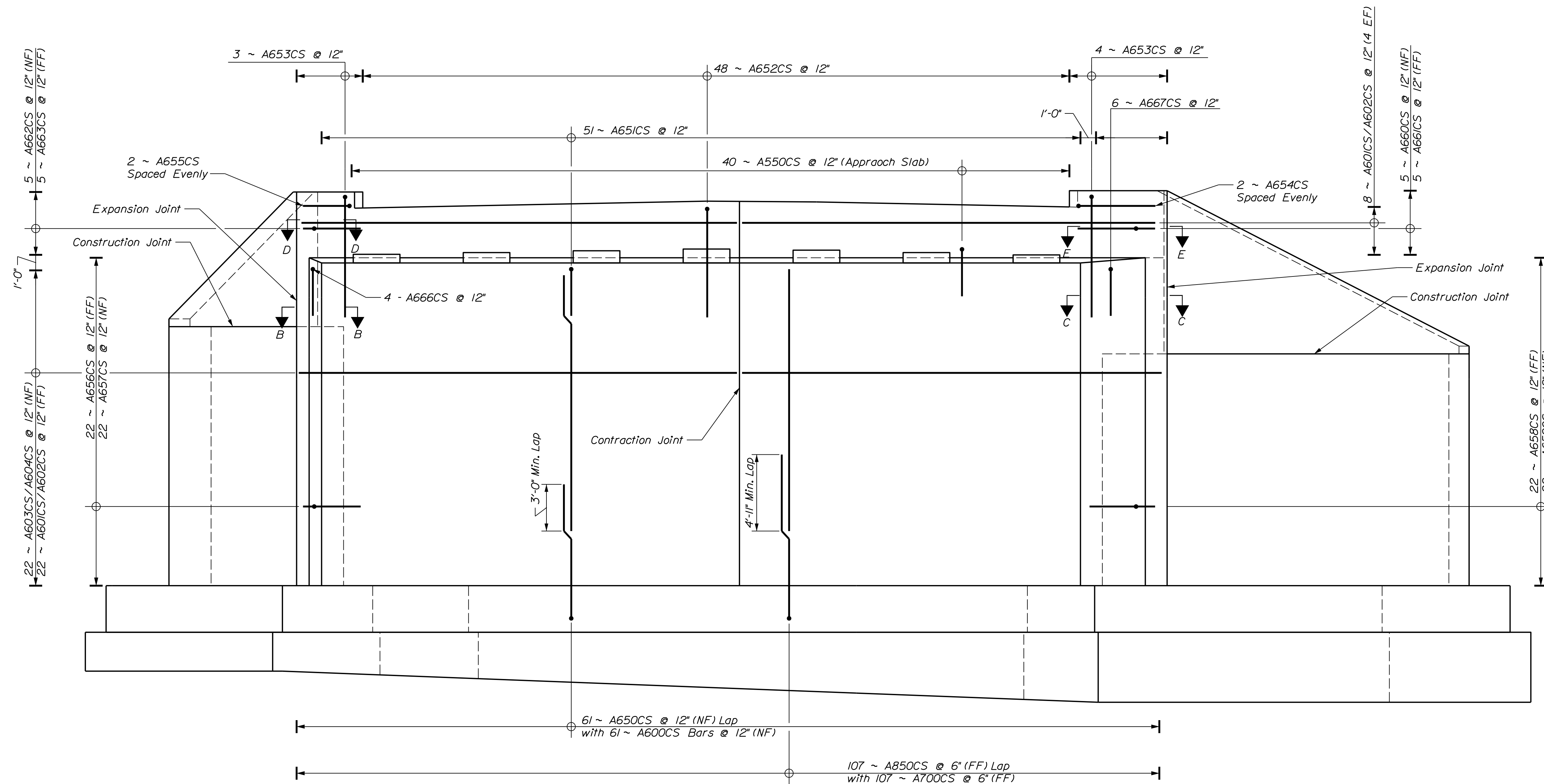
SECTION C-C



SECTION D-D



SECTION E-E



ABUTMENT NO. 1 NORTHBOUND REINFORCEMENT ELEVATION
ABUTMENT NO. 2 SOUTHBOUND REINFORCEMENT ELEVATION

Rebar callouts shown for Abutment No. 1 Northbound
 Abutment No. 2 Southbound Similar, "B***CS"

STATE OF MAINE
 DEPARTMENT OF TRANSPORTATION

2189401

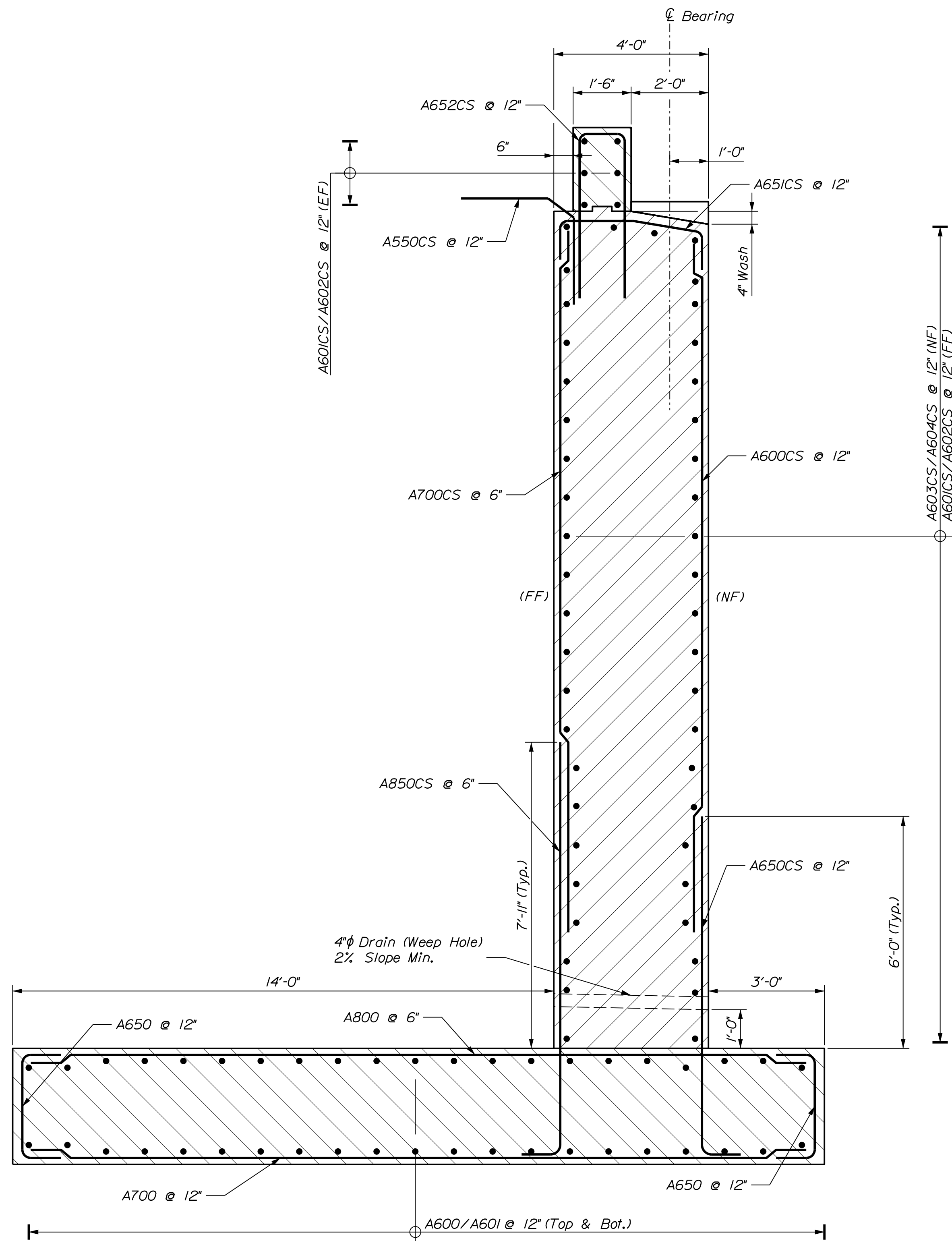
WINS: 21894.01 & 21900.01
 BRIDGE NOS: 5813 & 1461

PROJ. MANAGER	BY	DATE	SIGNATURE	P.E. NUMBER	DATE
D. EATON	S. LINDSLEY	04-22			
T. AQUILAR	B. COLBURN	04-22			
T. MCALLIFFE	M. LOVETT	04-22			
S. LISTER					

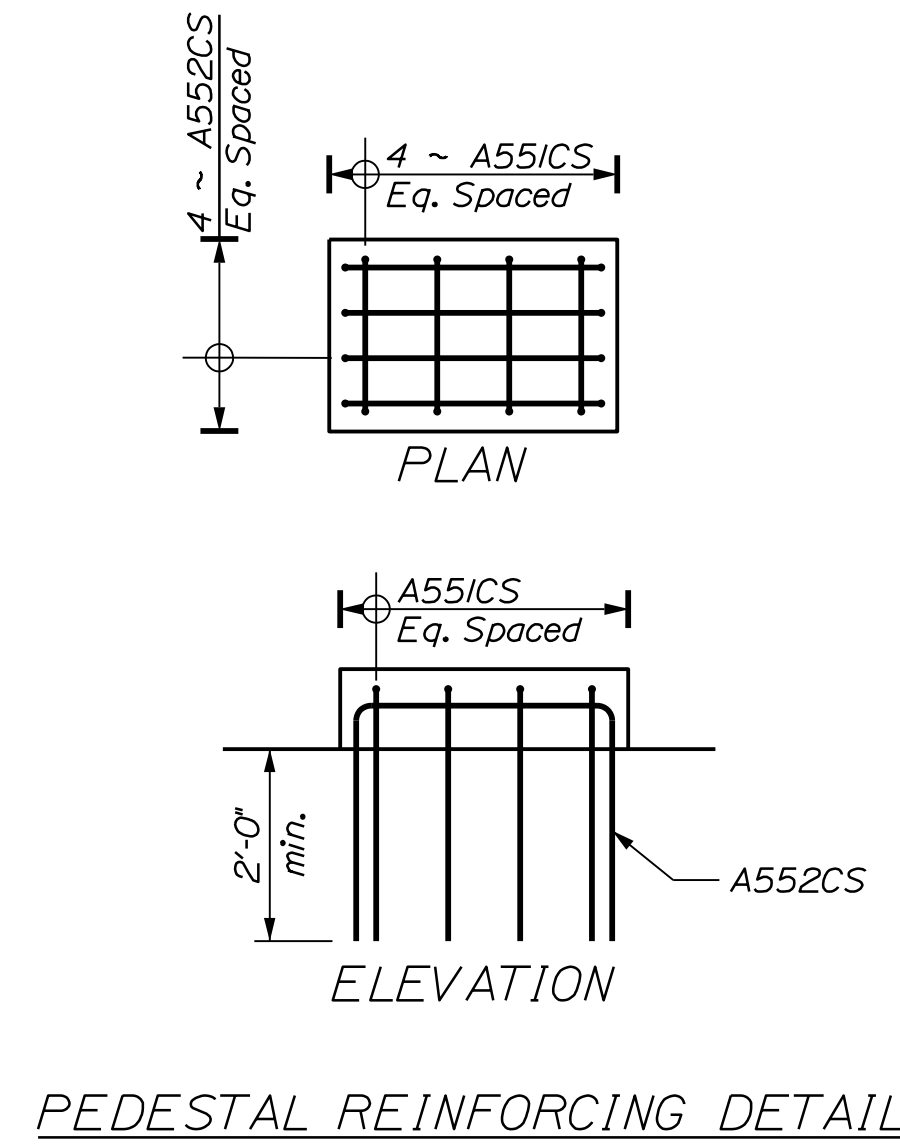
1-95 NB\WEBB ROAD BRIDGE
 1-95 SB\WEBB ROAD BRIDGE
 WATERVILLE KENNEBEC COUNTY
ABUTMENT NO. 1 NB/NO. 2 SB REINFORCEMENT ELEVATION

SHEET NUMBER

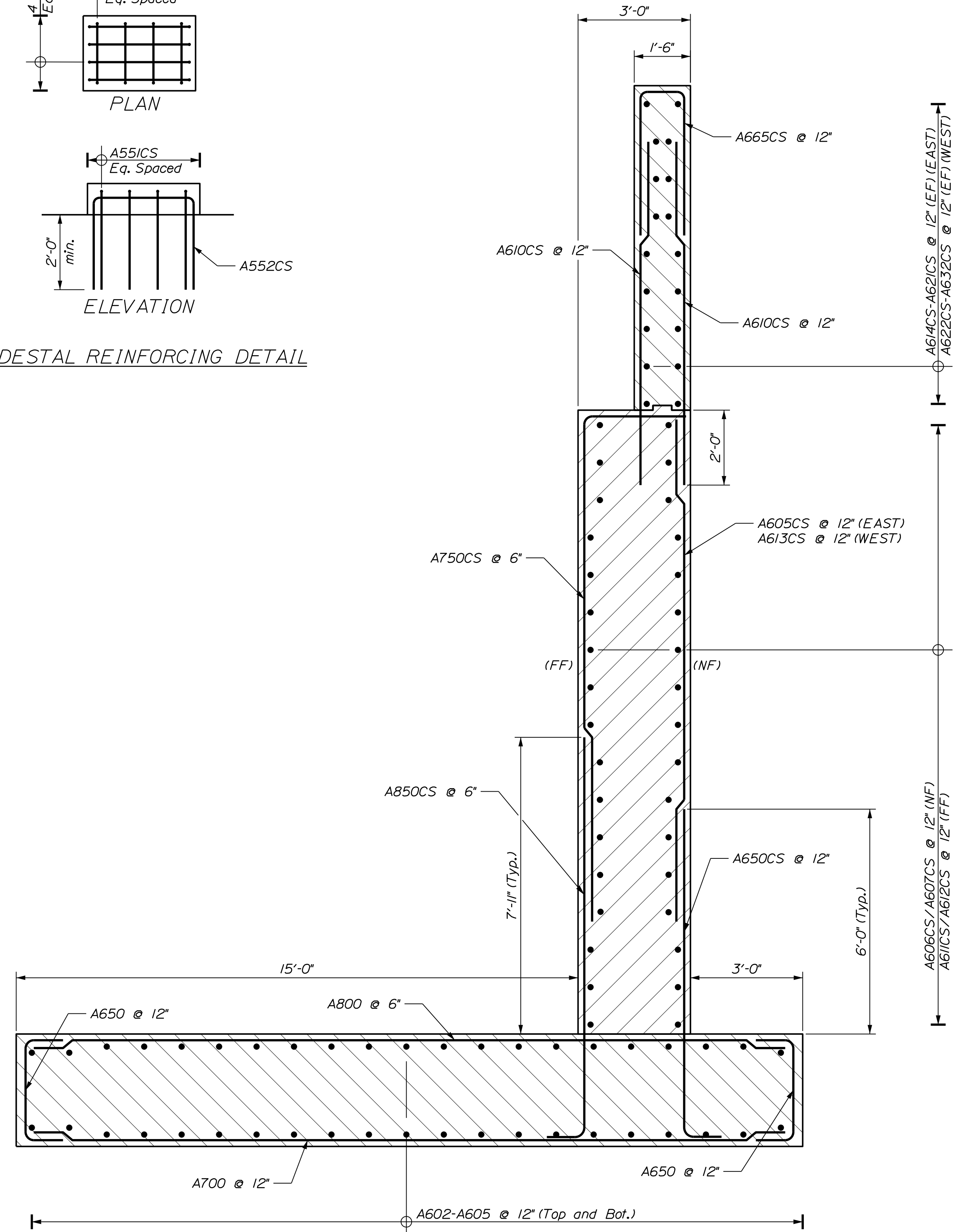
145



ABUTMENT TYPICAL SECTION
 Abutment I Northbound Shown
 Other Abutments Similar



PEDESTAL REINFORCING DETAIL



WINGWALL TYPICAL SECTION
 Abutment I Northbound Shown
 Other Abutments Similar

PROJ. MANAGER	D. EATON	BY	DATE
DESIGN-DETAILED	T. AQUILAR	S. LINDSLEY	04-22
CHECKED-REVIEWED	T. MCALLIFFE	B. COLBURN	04-22
DESIGN-DETAILED	S. LISTER	M. LOVETT	04-22
REVISIONS 1			
REVISIONS 2			
REVISIONS 3			
REVISIONS 4			
FIELD CHANGES			

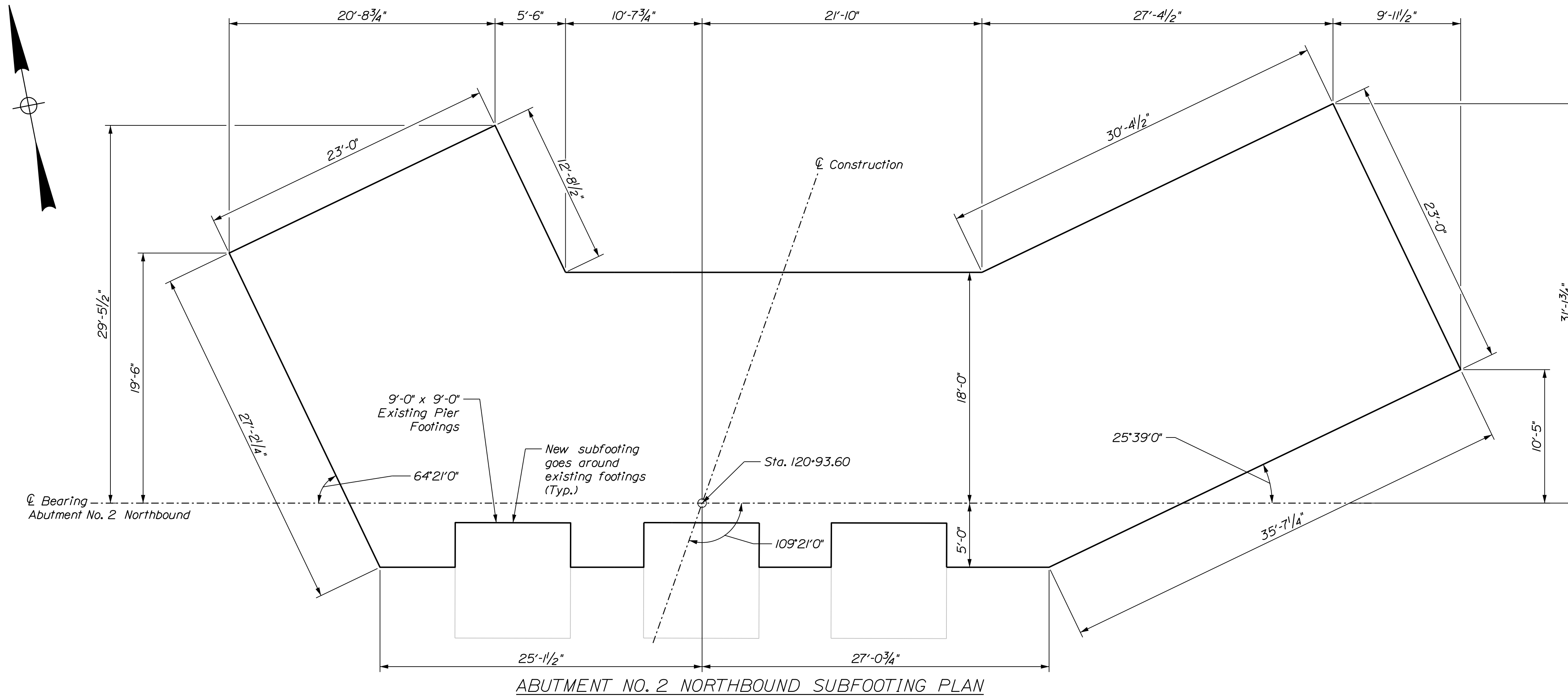
SIGNATURE	P.E. NUMBER	DATE

I-95 NB WEBB ROAD BRIDGE
 I-95 SB WEBB ROAD BRIDGE
 WATERVILLE KENNEBEC COUNTY
ABUTMENT & WINGWALL SECTIONS

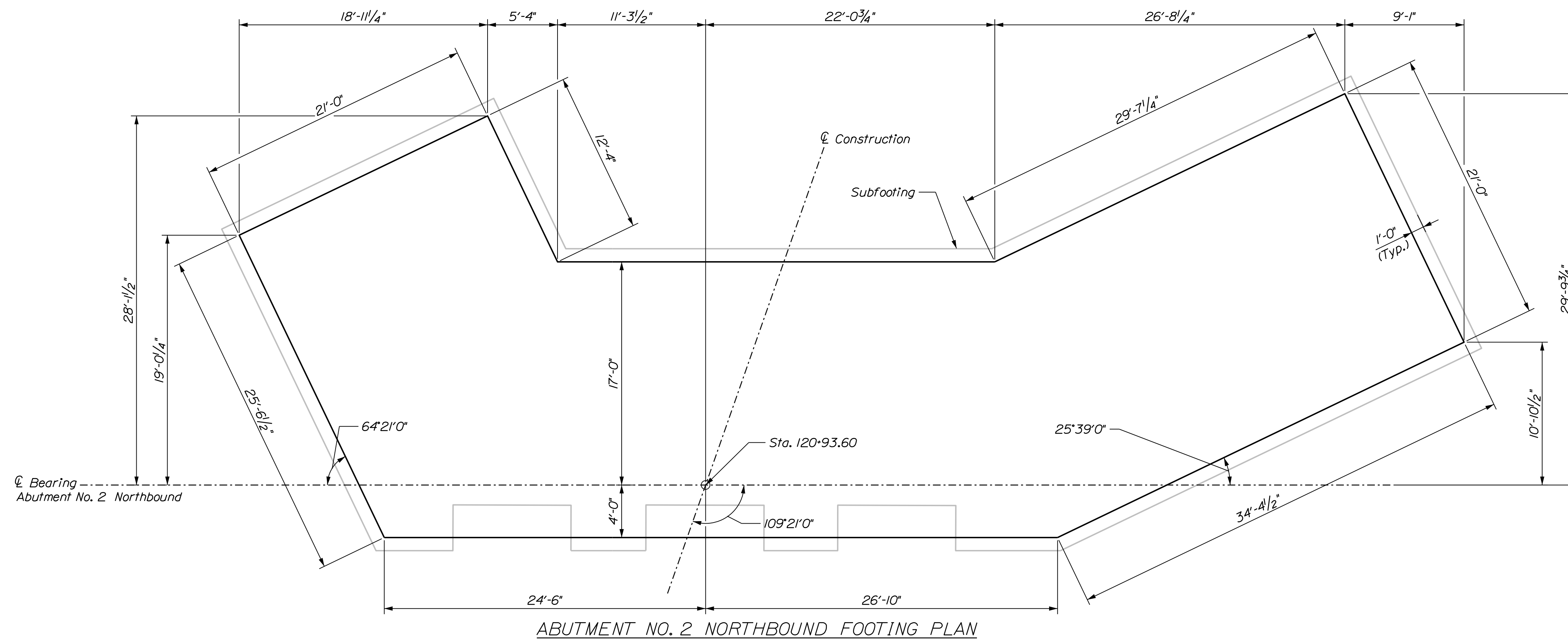
Filename: ... \142_Abut 2 NB Footing Plan.dgn

Username: tagular

Date: 6/6/2022



ABUTMENT NO. 2 NORTHBOUND SUBFOOTING PLAN



ABUTMENT NO. 2 NORTHBOUND FOOTING PLAN

STATE OF MAINE
 DEPARTMENT OF TRANSPORTATION
 2189401
 WINS: 21894.01 & 21900.01
 BRIDGE NOS: 5813 & 1461
 BRIDGE PLANS

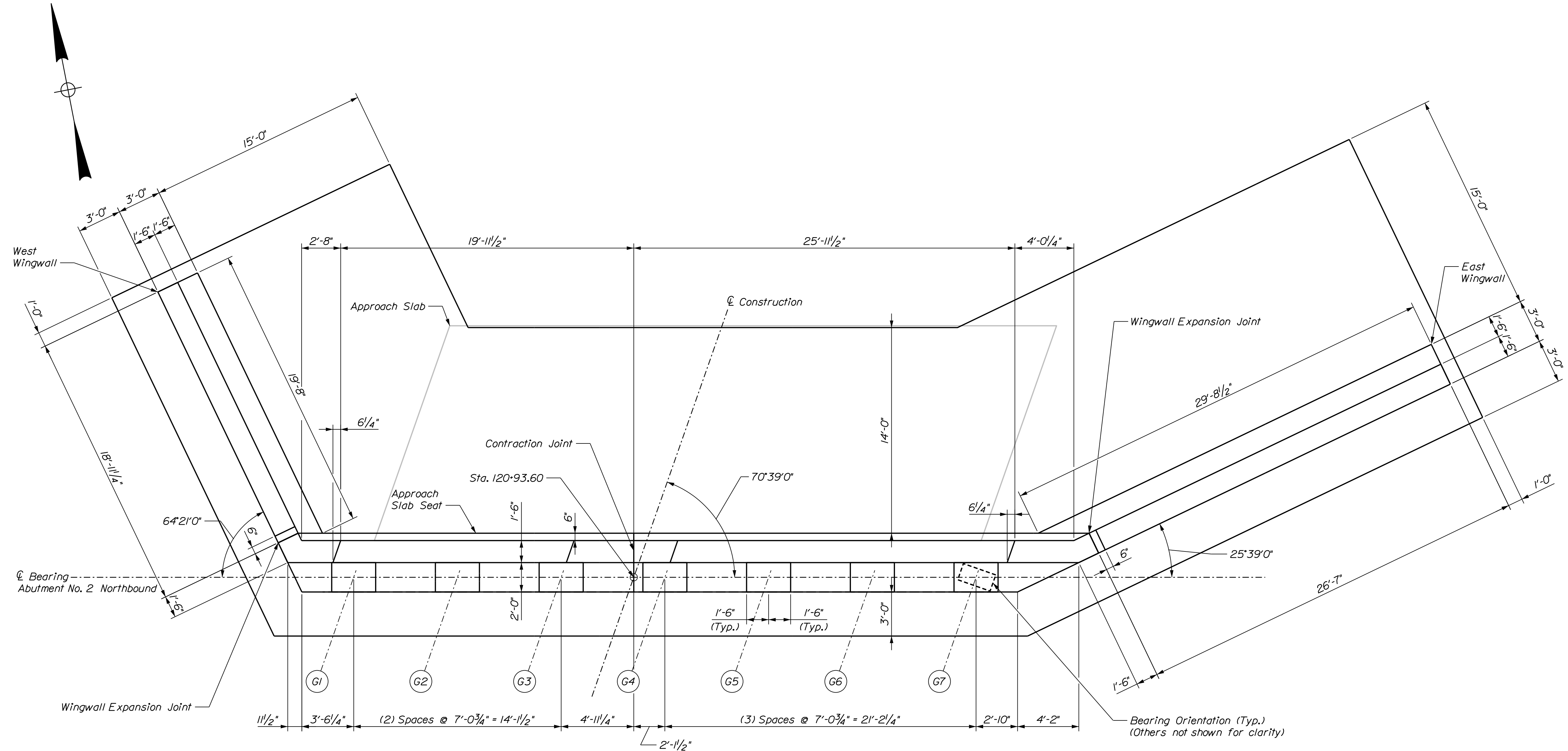
PROJ. MANAGER
 DESIGN-DETAILED
 CHECKED-REVIEWED
 DESIGN-DETAILED
 REVISIONS 1
 REVISIONS 2
 REVISIONS 3
 REVISIONS 4
 FIELD CHANGES

DATE	BY	DATE
04-22	S. LINDSLEY	04-22
04-22	B. COLBURN	04-22
04-22	M. LOVETT	04-22

1-95 NB WEBB ROAD BRIDGE
 1-95 SB WEBB ROAD BRIDGE
 WATERVILLE KENNEBEC COUNTY
 ABUTMENT NO. 2 NB
 FOOTING PLANS

SHEET NUMBER

147



ABUTMENT NO. 2 NORTHBOUND PLAN
 Note: Subfooting omitted for clarity.

PROJ. MANAGER	D. EATON	BY	DATE
DESIGN/DETAILED	T. AQUILAR	S. LINDSLEY	04-22
CHECKED/REVIEWED	T. MCALIFFE	B. COLBURN	04-22
DESIGN/DETAILED	S. LISTER	M. LOVETT	04-22
REVISIONS 1			
REVISIONS 2			
REVISIONS 3			
REVISIONS 4			
FIELD CHANGES			

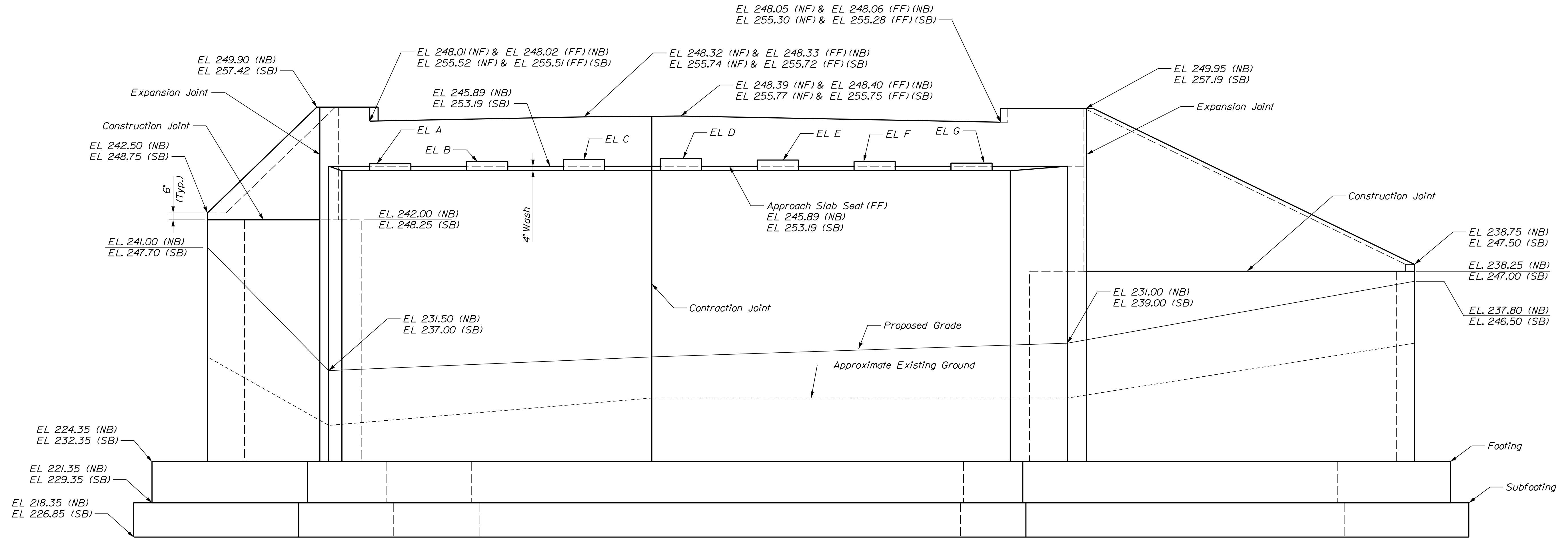
SIGNATURE	P.E. NUMBER	DATE

1-95 NB WEBB ROAD BRIDGE
 1-95 SB WEBB ROAD BRIDGE
 WATERVILLE
 KENNEBEC COUNTY
ABUTMENT NO. 2 NB PLAN

Date: 6/6/2022

Username: tagular

Filename: ... \145_Abut 2 NB - 1 SB Elevation.dgn Division:



ABUTMENT NO. 2 NORTHBOUND ELEVATION
ABUTMENT NO. 1 SOUTHBOUND ELEVATION
 (Existing Pier Footing Omitted for Clarity.)

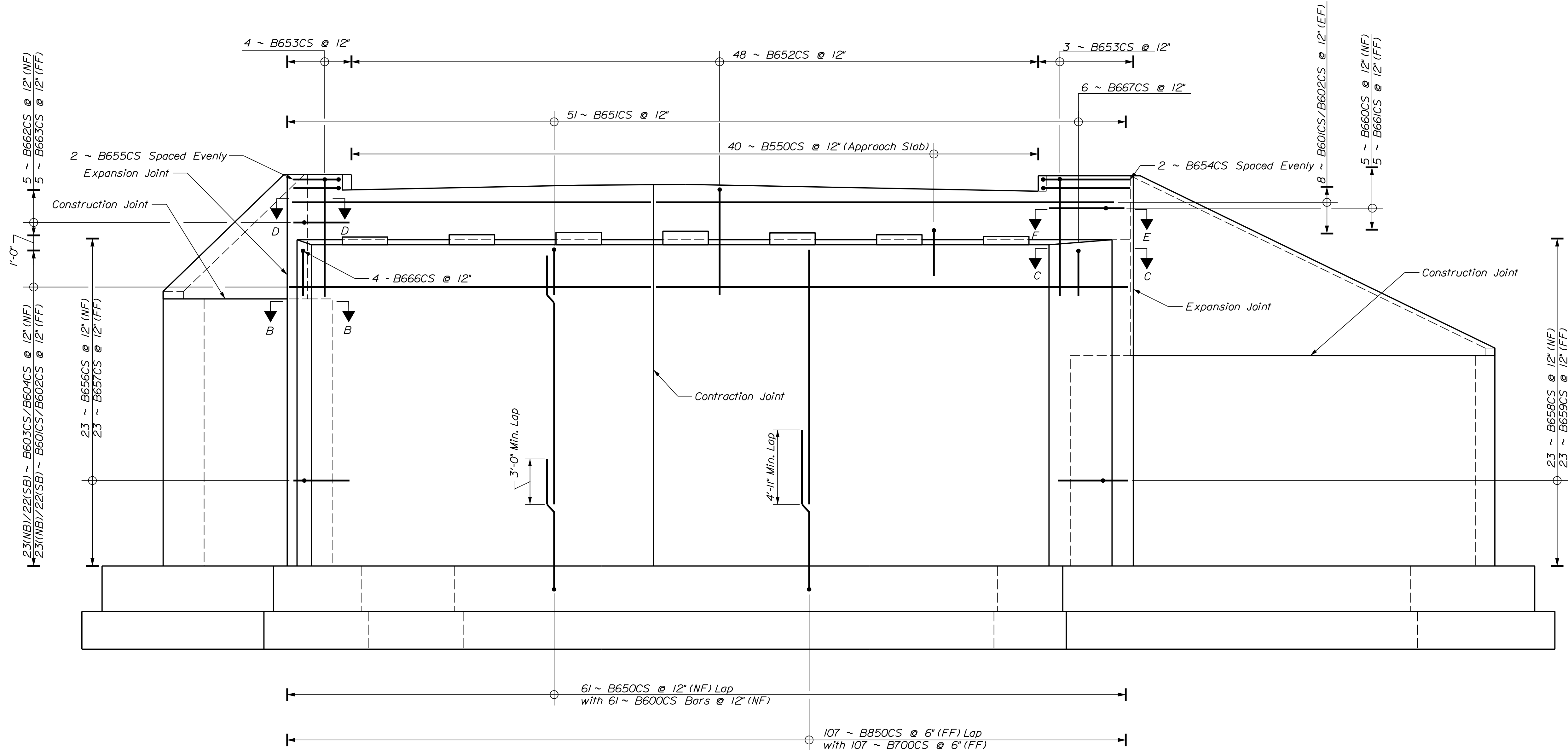
Location	PEDESTAL ELEVATIONS						
	EL A	EL B	EL C	EL D	EL E	EL F	EL G
Abutment No. 2 NB	246.22 (G1)	246.37 (G2)	246.53 (G3)	246.60 (G4)	246.49 (G5)	246.37 (G6)	246.26 (G7)
Abutment No. 1 SB	253.75 (G7)	253.86 (G6)	253.97 (G5)	254.00 (G4)	253.84 (G3)	253.68 (G2)	253.52 (G1)

STATE OF MAINE
 DEPARTMENT OF TRANSPORTATION
 2189401
 WINS: 21894.01 & 21900.01
 BRIDGE NOS: 5813 & 1461

PROJ. MANAGER	D. EATON	BY	DATE
DESIGN-DETAILED	T. AQUILAR	S. LINDSLEY	04-22
CHECKED-REVIEWED	T. MCALLIFFE	B. COLBURN	04-22
DESIGN-DETAILED	S. LISTER	M. LOVETT	04-22
REVISIONS 1			
REVISIONS 2			
REVISIONS 3			
REVISIONS 4			
FIELD CHANGES			

1-95 NB\WEBB ROAD BRIDGE
 1-95 SB\WEBB ROAD BRIDGE
 WATERVILLE KENNEBEC COUNTY
ABUTMENT NO. 2 NB/NO. 1 SB ELEVATION

SHEET NUMBER
150
 OF 169



ABUTMENT NO. 2 NORTHBOUND REINFORCEMENT ELEVATION
ABUTMENT NO. 1 SOUTHBOUND REINFORCEMENT ELEVATION

Rebar callouts shown for Abutment No. 2 Northbound
 Abutment No. 1 Southbound Similar, "A***CS"

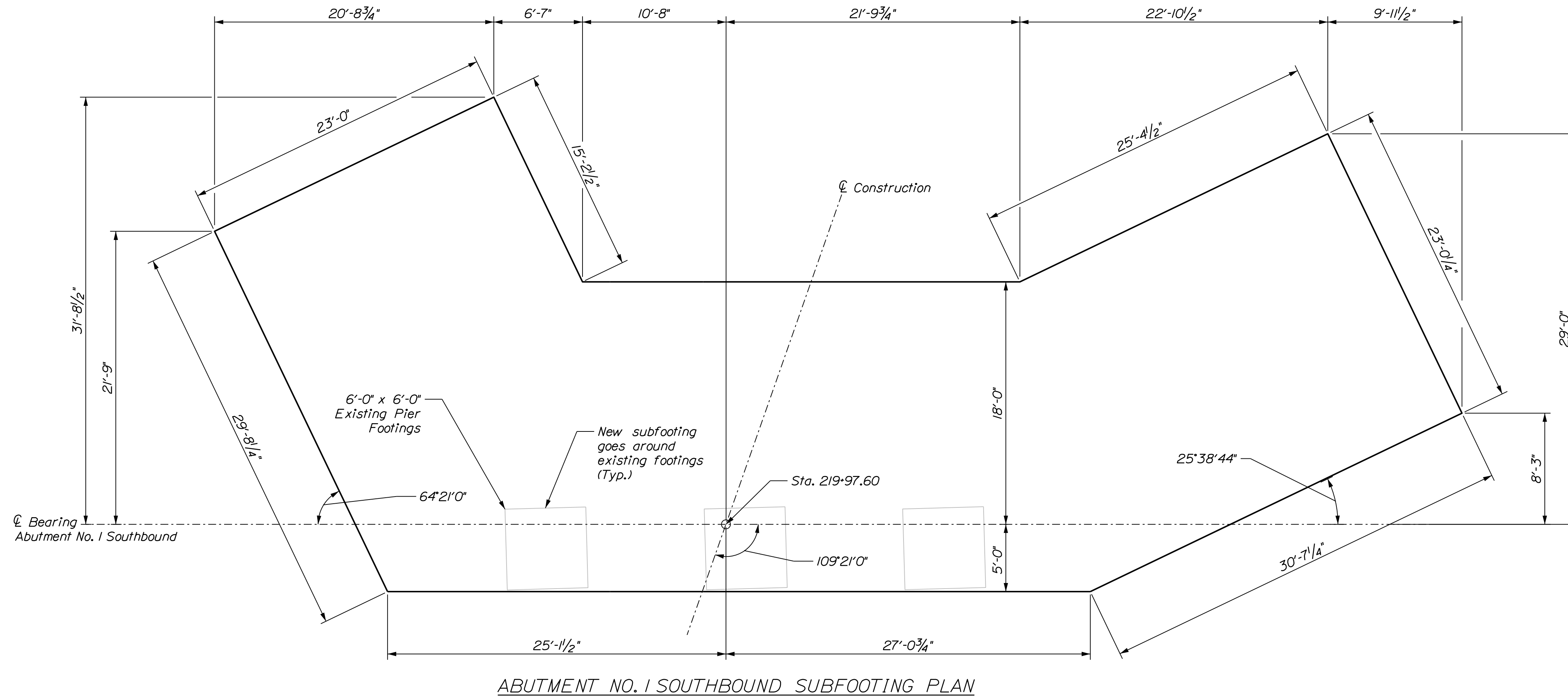
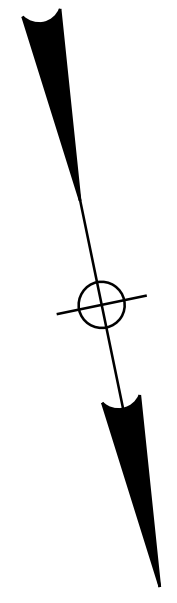
STATE OF MAINE		DEPARTMENT OF TRANSPORTATION		2189401		WINS: 21894.01 & 21900.01		BRIDGE NOs: 5813 & 1461		BRIDGE PLANS	
I-95 NB\WEBB ROAD BRIDGE		I-95 SB\WEBB ROAD BRIDGE		KENNEBEC COUNTY		WATERVILLE		ABUTMENT NO. 2 NB/NO. 1 SB		REINFORCEMENT ELEVATION	
PROJ. MANAGER		D. EATON		BY		DATE		SIGNATURE		P.E. NUMBER	
DESIGN-DETAILED		T. AQUILAR		S. LINDSLEY		04-22		SIGNATURE		DATE	
CHECKED-REVIEWED		T. MCALLIFFE		B. COLBURN		04-22		SIGNATURE		DATE	
DESIGN-DETAILED		S. LISTER		M. LOVETT		04-22		SIGNATURE		DATE	
REVISIONS 1		REVISIONS 2		REVISIONS 3		REVISIONS 4		REVISIONS 1		REVISIONS 2	
FIELD CHANGES		FIELD CHANGES		FIELD CHANGES		FIELD CHANGES		FIELD CHANGES		FIELD CHANGES	
SHEET NUMBER						151					
OF 169						OF 169					

Filename: ... \147_Abut 1 SB Footing Plan.dgn

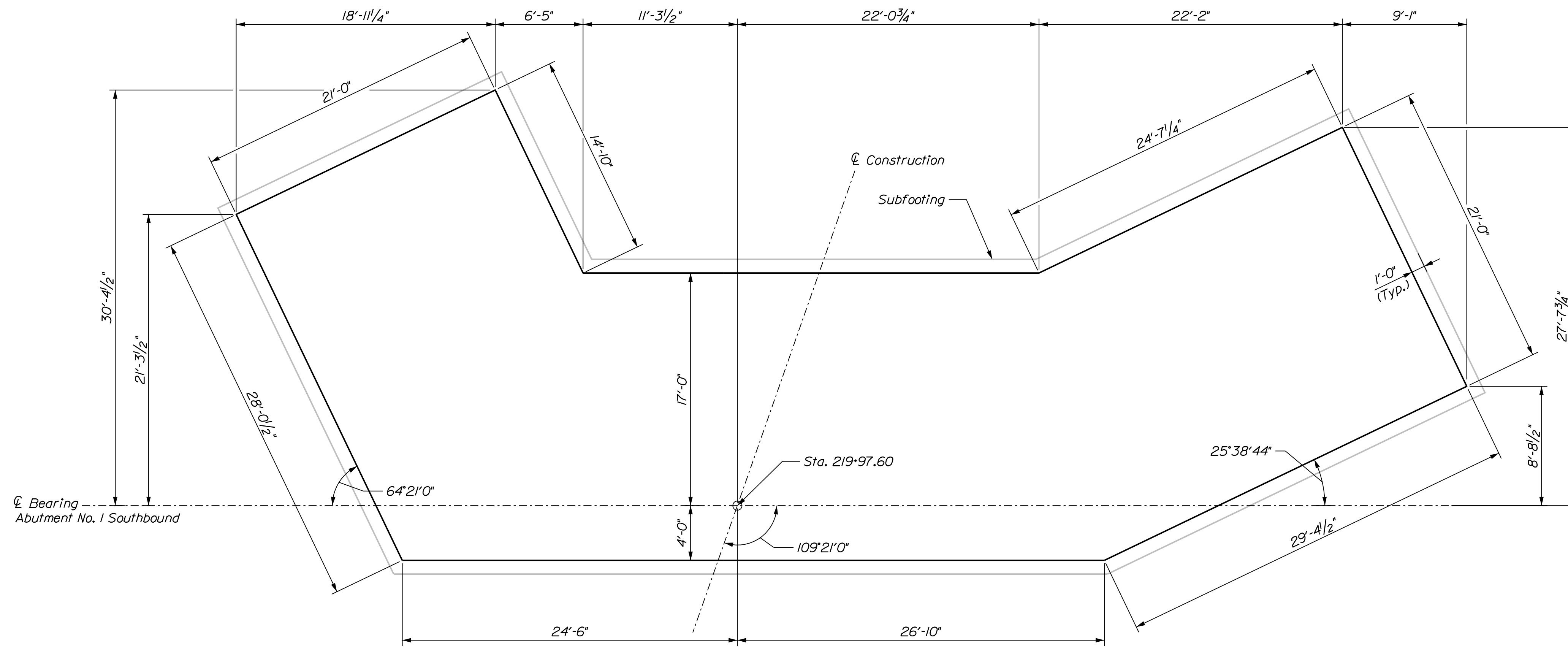
Division: Footing Plans

Username: tagular

Date: 6/6/2022



ABUTMENT NO. 1 SOUTHBOUND SUBFOOTING PLAN



ABUTMENT NO. 1 SOUTHBOUND FOOTING PLAN

STATE OF MAINE
 DEPARTMENT OF TRANSPORTATION
 2189401
 WINS: 21894.01 & 21900.01
 BRIDGE NOS: 5813 & 1461
 BRIDGE PLANS

PROJ. MANAGER
 DESIGN-DETAILED
 CHECKED-REVIEWED
 DESIGN-DETAILED
 REVISIONS 1
 REVISIONS 2
 REVISIONS 3
 REVISIONS 4
 FIELD CHANGES

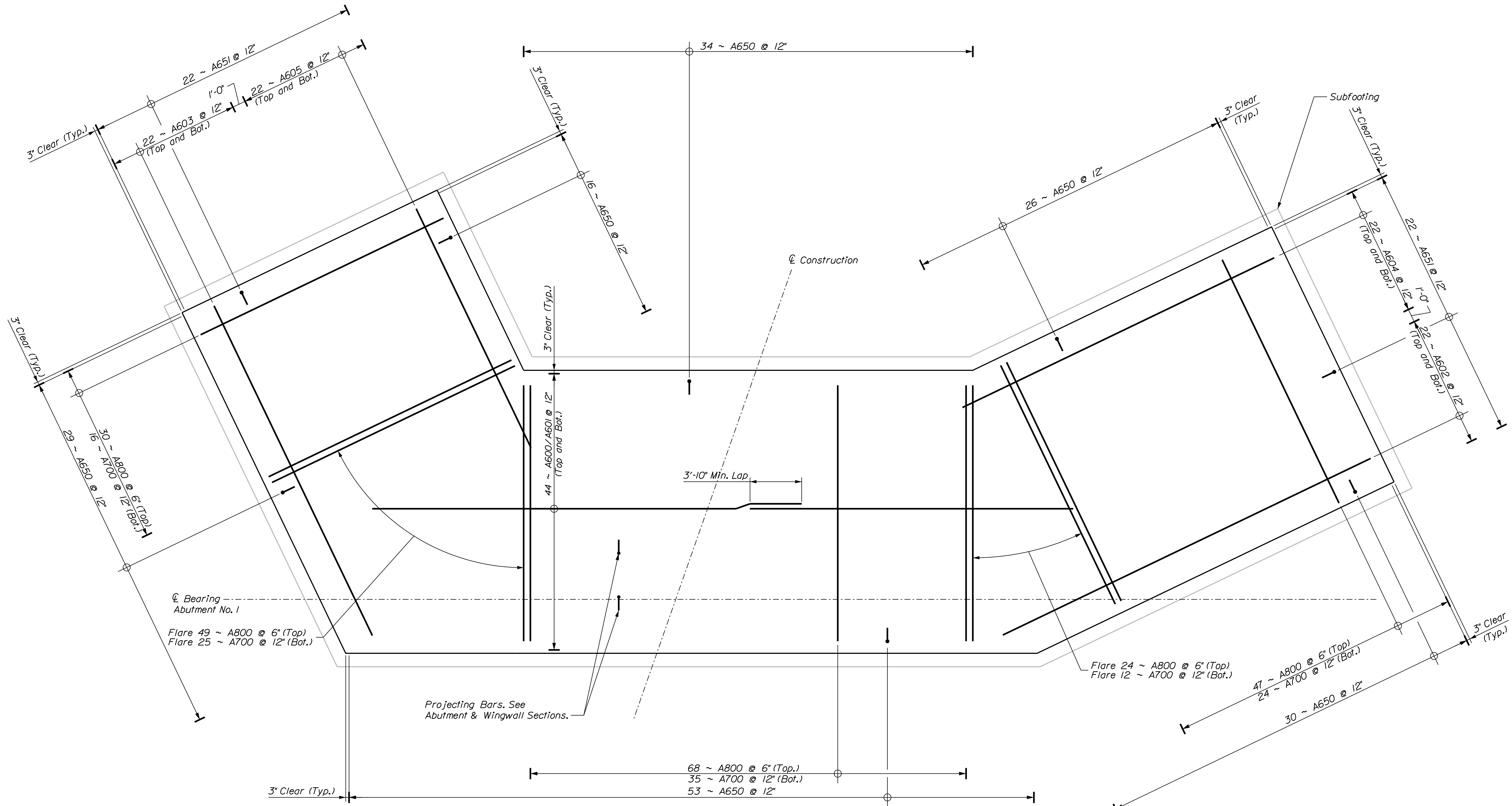
DATE	BY	DATE
04-22	S. LINDSLEY	04-22
04-22	B. COLBURN	04-22
04-22	M. LOVETT	04-22

SIGNATURE
 P.E. NUMBER
 DATE

1-95 NB WEBB ROAD BRIDGE
 1-95 SB WEBB ROAD BRIDGE
 WATERVILLE KENNEBEC COUNTY
 ABUTMENT NO. 1 SB
 FOOTING PLANS

SHEET NUMBER

152

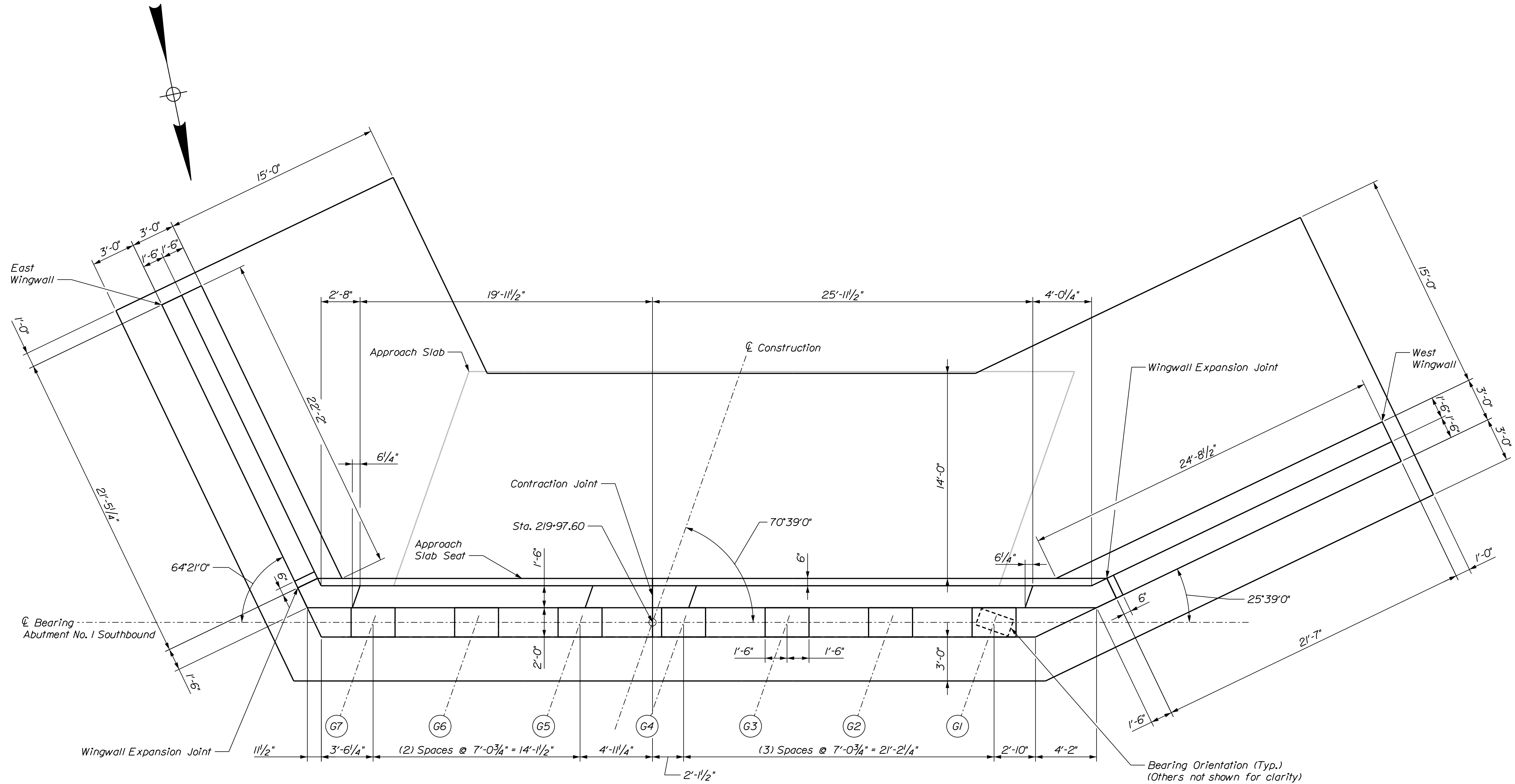


Ⓞ Bearing
 Abutment No. 1
 Flare 49 ~ A800 @ 6" (Top)
 Flare 25 ~ A700 @ 12" (Bot.)

Projecting Bars. See
 Abutment & Wingwall Sections.

ABUTMENT NO. 1 SOUTHBOUND FOOTING REINFORCEMENT
 Projecting bars not shown for clarity

STATE OF MAINE		DEPARTMENT OF TRANSPORTATION		2189401	
WATERVILLE		KENNEBEC COUNTY		BRIDGE NO. 1 SB	
I-95 NB WEBB ROAD BRIDGE		I-95 SB WEBB ROAD BRIDGE		FOOTING REINFORCEMENT	
PROJECT MANAGER		BY		DATE	
DESIGN-DETAILED		CHECKED-REVIEWED		SIGNATURE	
DESIGN-DETAILED		DESIGN-DETAILED		P.E. NUMBER	
REVISIONS 1		REVISIONS 2		REVISIONS 3	
REVISIONS 4		FIELD CHANGES		DATE	
SHEET NUMBER		153			
OF 169		WINS: 21894.01 & 21900.01 BRIDGE NOS: 5813 & 1461			



ABUTMENT NO. 1 SOUTHBOUND PLAN
 Note: Subfooting omitted for clarity.

PROJ. MANAGER	D. EATON	BY	DATE
DESIGN DETAILED	T. AQUILAR	S. LINDSLEY	04-22
CHECKED/REVIEWED	T. MCALLIFFE	B. COLBURN	04-22
DESIGN DETAILED	S. LISTER	M. LOVETT	04-22
REVISIONS 1			
REVISIONS 2			
REVISIONS 3			
REVISIONS 4			
FIELD CHANGES			

I-95 NB/WEBB ROAD BRIDGE
 I-95 SB/WEBB ROAD BRIDGE
 WATERVILLE
 KENNEBEC COUNTY
ABUTMENT NO. 1 SB PLAN

SHEET NUMBER

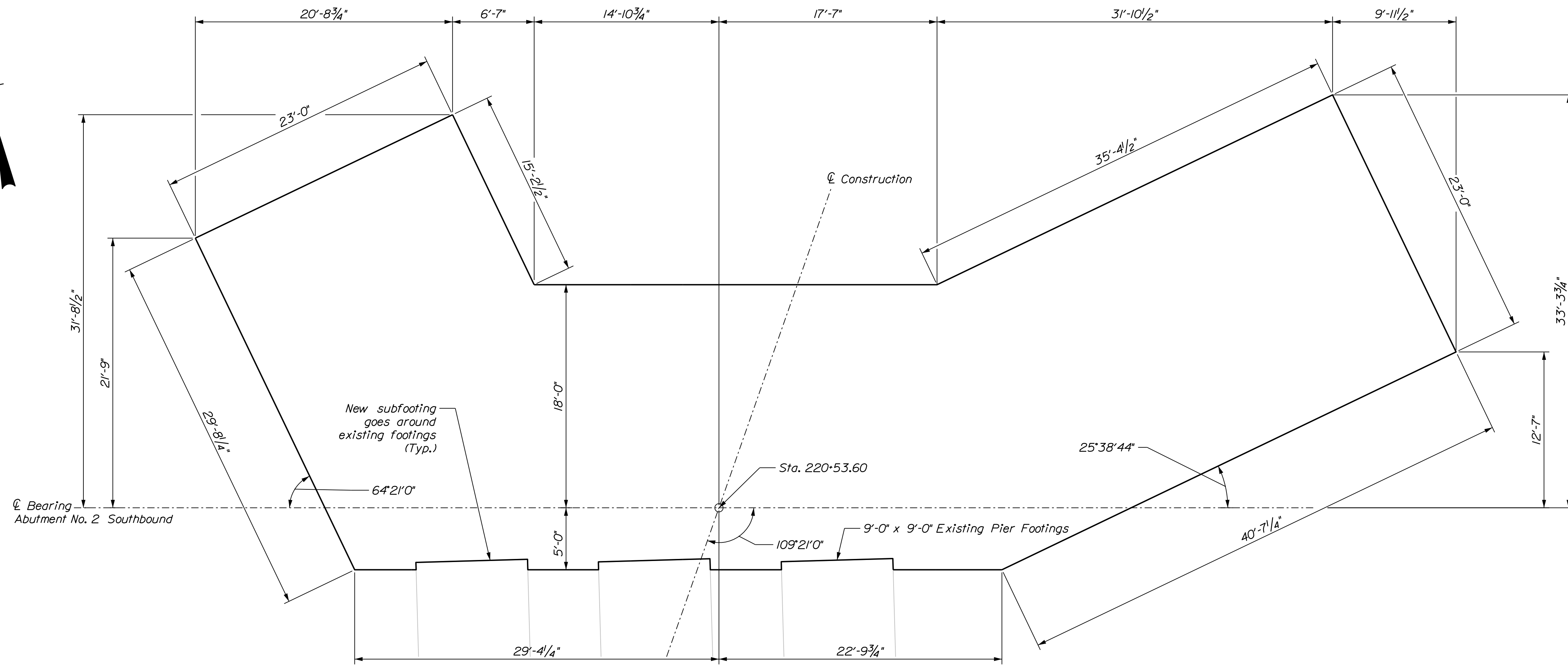
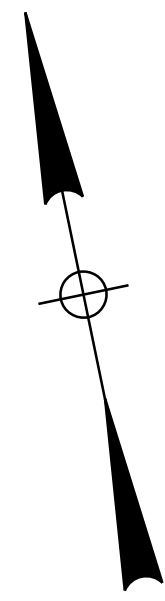
154

Date: 6/6/2022

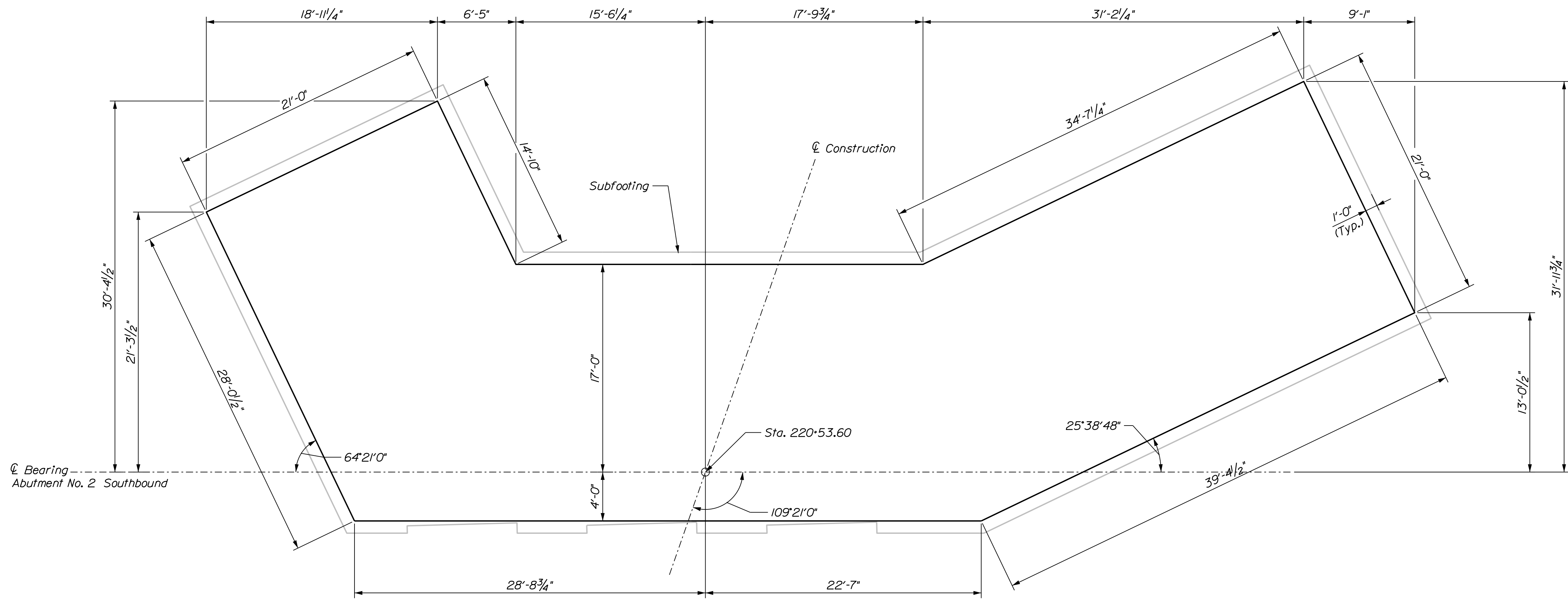
Username: tagular

Division:

Filename: ... \150_Abut 2 SB Footing Plan.dgn



ABUTMENT NO. 2 SOUTHBOUND SUBFOOTING PLAN



ABUTMENT NO. 2 SOUTHBOUND FOOTING PLAN

STATE OF MAINE
 DEPARTMENT OF TRANSPORTATION
 2189401
 WINS: 21894.01 & 21900.01
 BRIDGE NOS: 5813 & 1461
 BRIDGE PLANS

PROJ. MANAGER	DESIGN-DETAILED	CHECKED-REVIEWED	DESIGN-DETAILED	DESIGN-DETAILED	REVISIONS 1	REVISIONS 2	REVISIONS 3	REVISIONS 4	FIELD CHANGES
D. EATON	T. AQUILAR	T. MCALIFFE	S. LINSLEY	B. COLBURN					
		S. LISTER	M. LOVETT						

DATE	BY	SIGNATURE
04-22	S. LINSLEY	
04-22	B. COLBURN	
04-22	M. LOVETT	

1-95 NB WEBB ROAD BRIDGE
 1-95 SB WEBB ROAD BRIDGE
 WATERVILLE
 KENNEBEC COUNTY
 ABUTMENT NO. 2 SB
 FOOTING PLANS

SHEET NUMBER

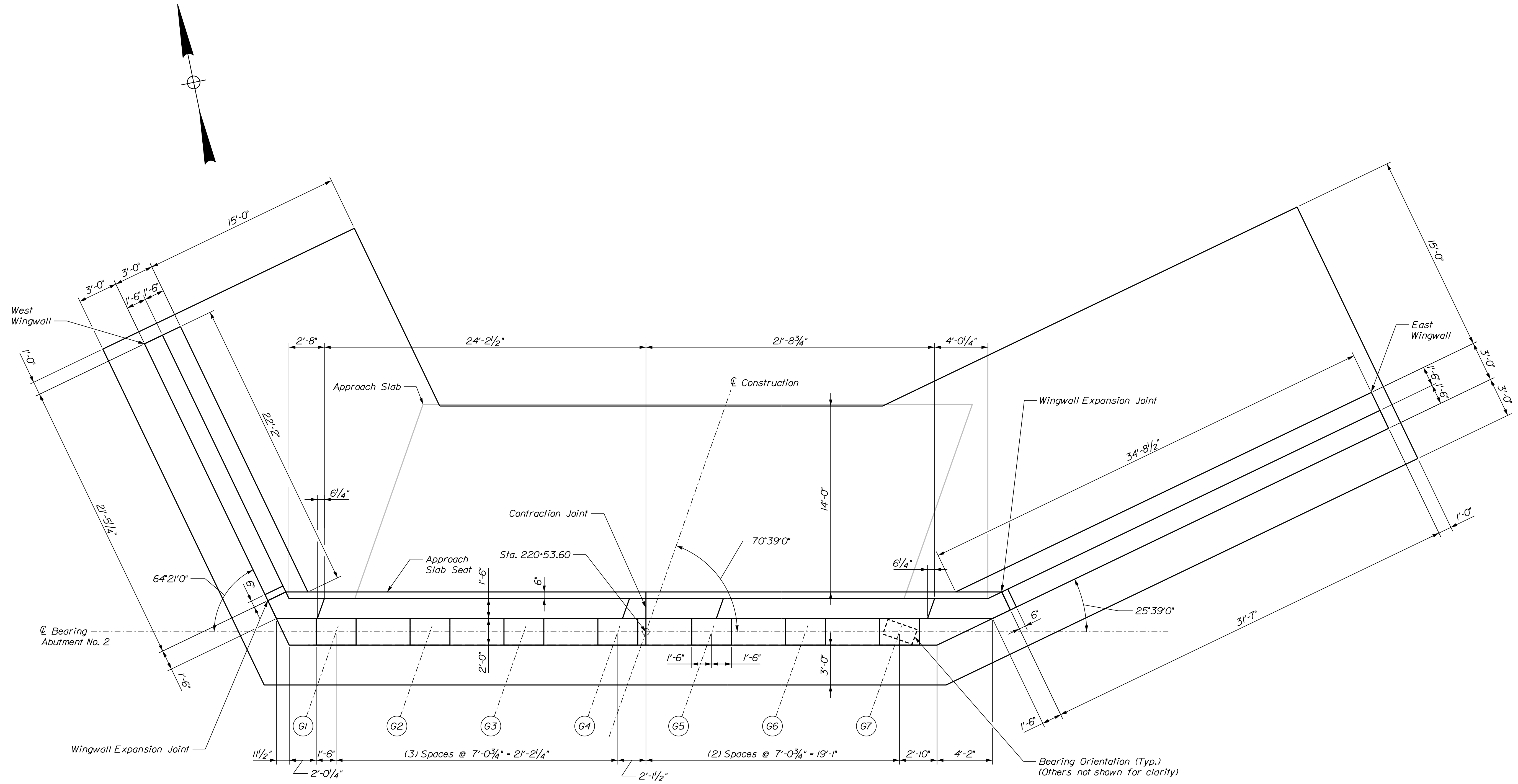
155

Date: 6/6/2022

Username: tagular

Division:

Filename: ... \152_Abut 2 SB GeneralPlan.dgn



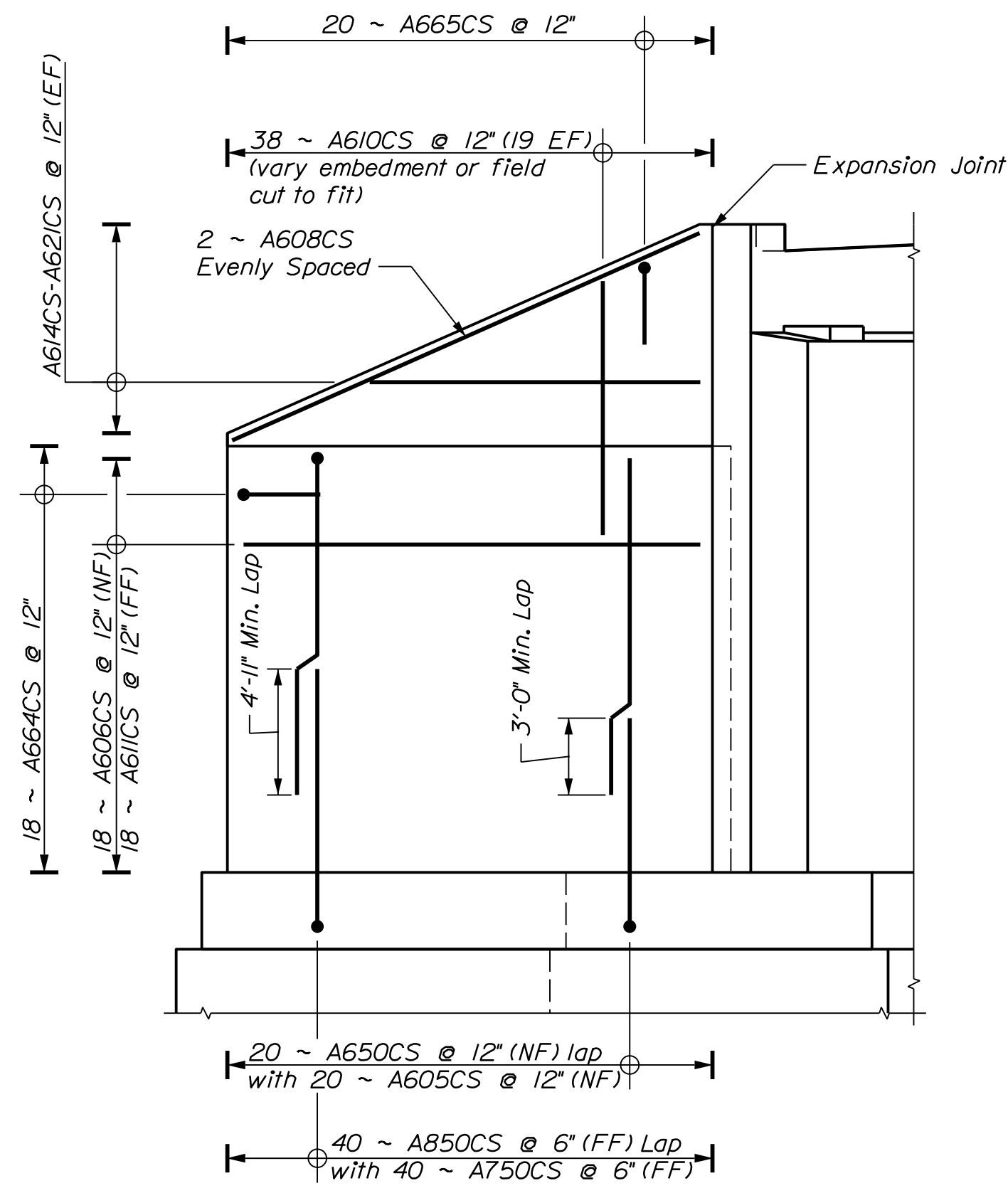
ABUTMENT NO. 2 SOUTHBOUND PLAN
 Note: Subfooting omitted for clarity.

STATE OF MAINE
 DEPARTMENT OF TRANSPORTATION
 2189401
 WINS: 21894.01 & 21900.01
 BRIDGE NOS: 5813 & 1461

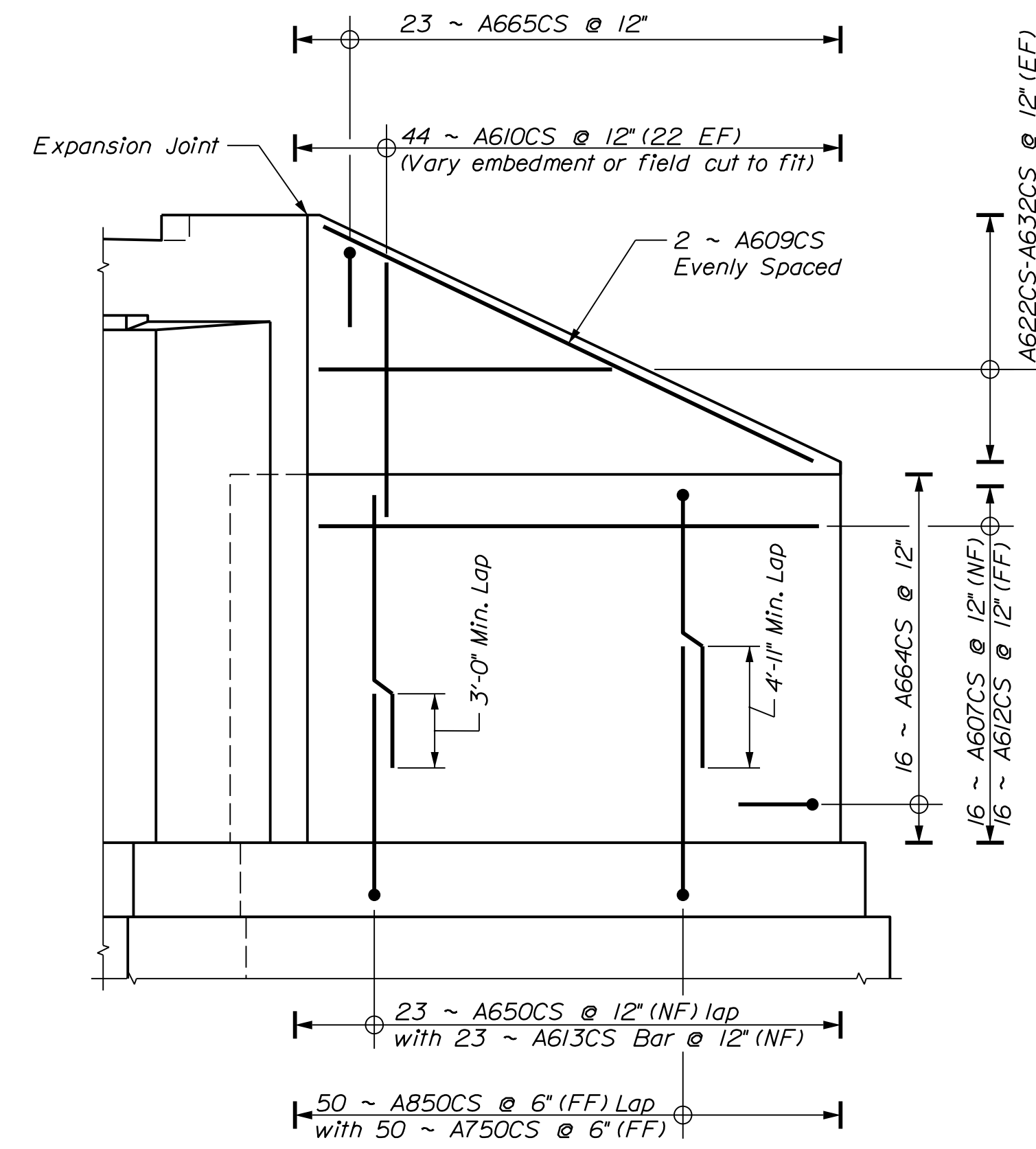
PROJ. MANAGER	D. EATON	BY	DATE
DESIGN DETAILED	T. AQUILAR	S. LINDSLEY	04-22
CHECKED/REVIEWED	T. MCALLIFFE	B. COLBURN	04-22
DESIGN DETAILED	S. LISTER	M. LOVETT	04-22
REVISIONS 1			
REVISIONS 2			
REVISIONS 3			
REVISIONS 4			
FIELD CHANGES			

1-95 NB WEBB ROAD BRIDGE
 1-95 SB WEBB ROAD BRIDGE
 WATERVILLE
 KENNEBEC COUNTY
ABUTMENT NO. 2 SB PLAN

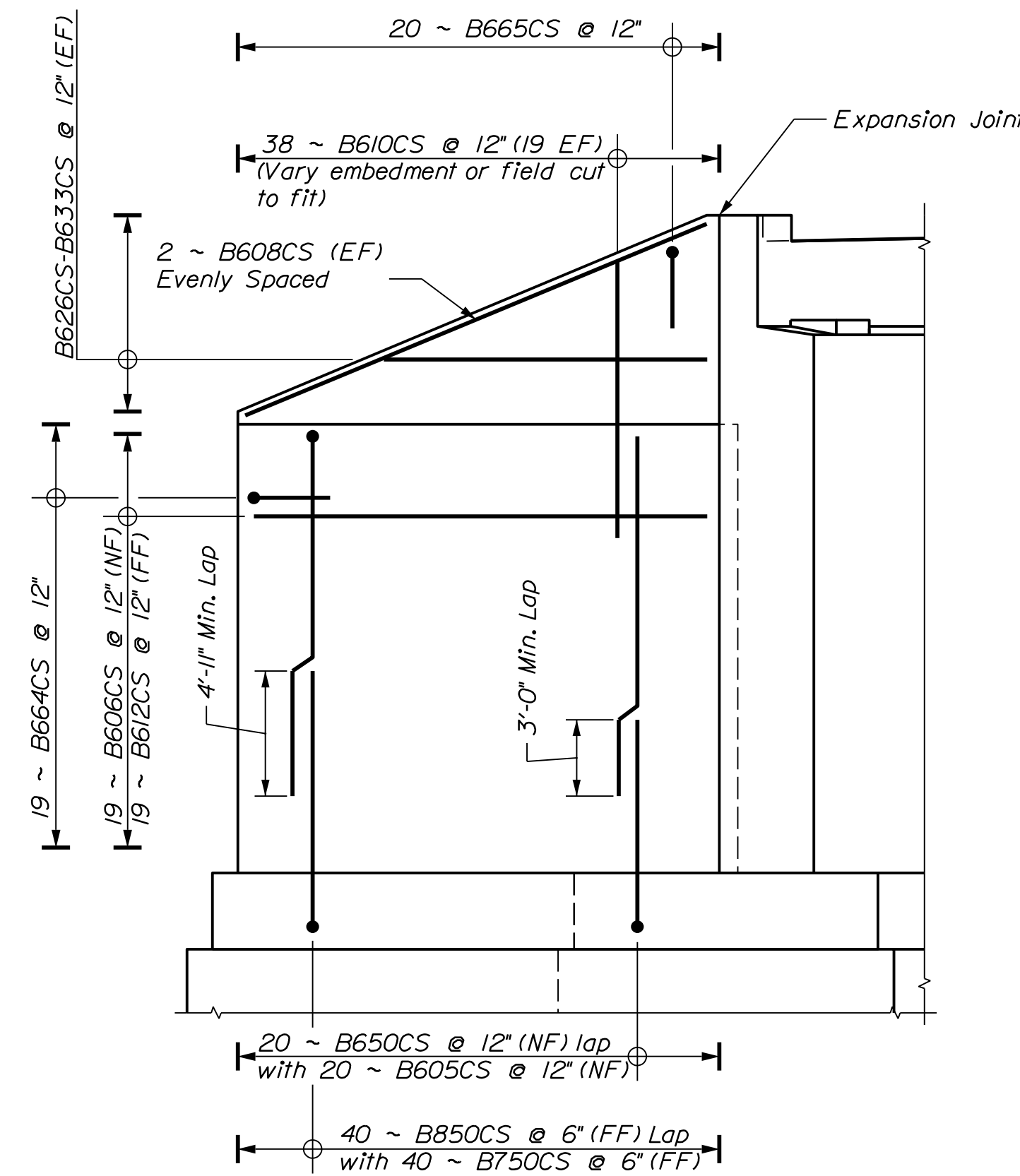
SHEET NUMBER
157
 OF 169



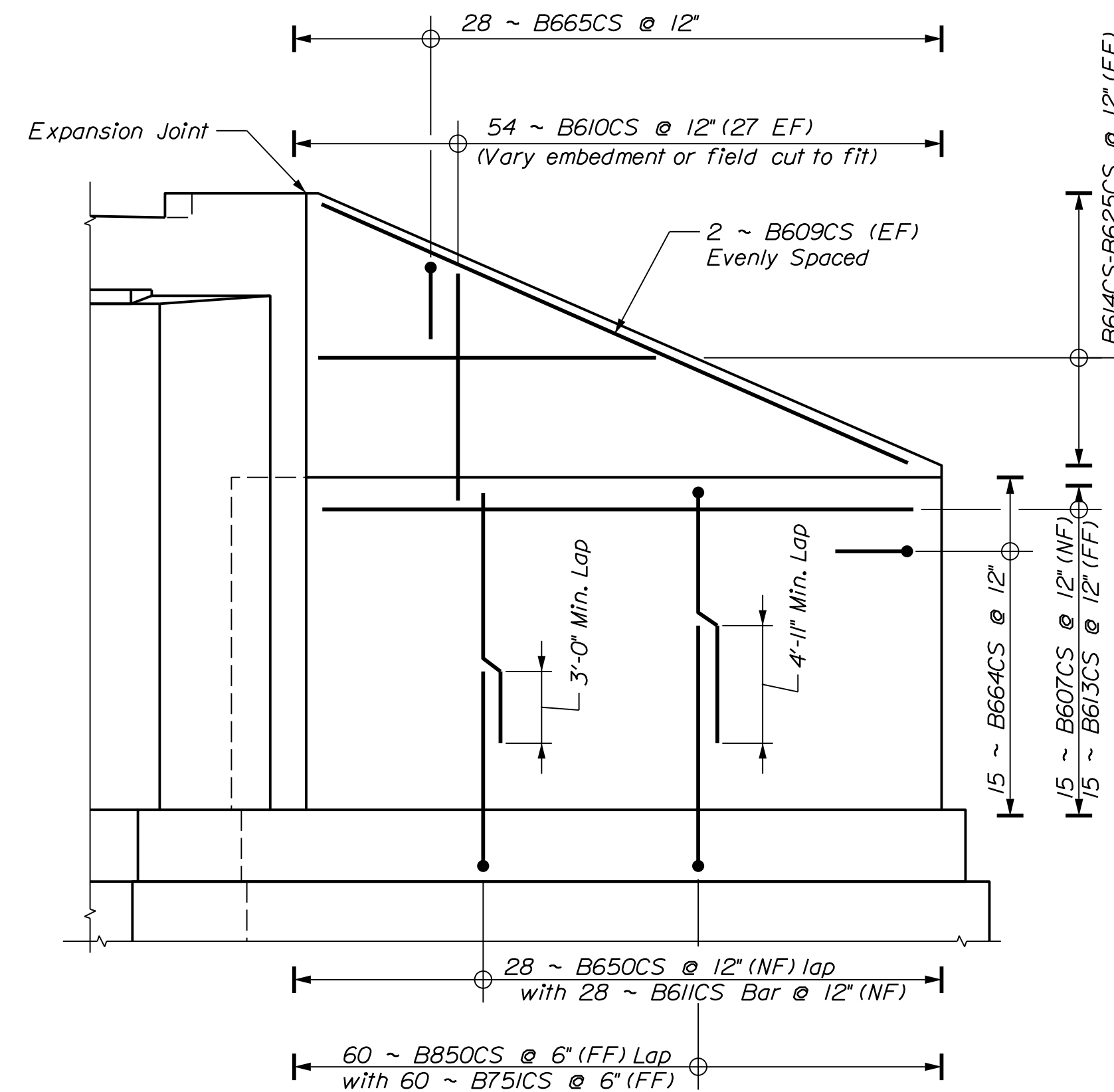
ABUTMENT NO. 1 NORTHBOUND EAST WINGWALL



ABUTMENT NO. 1 NORTHBOUND WEST WINGWALL



ABUTMENT NO. 2 NORTHBOUND WEST WINGWALL



ABUTMENT NO. 2 NORTHBOUND EAST WINGWALL

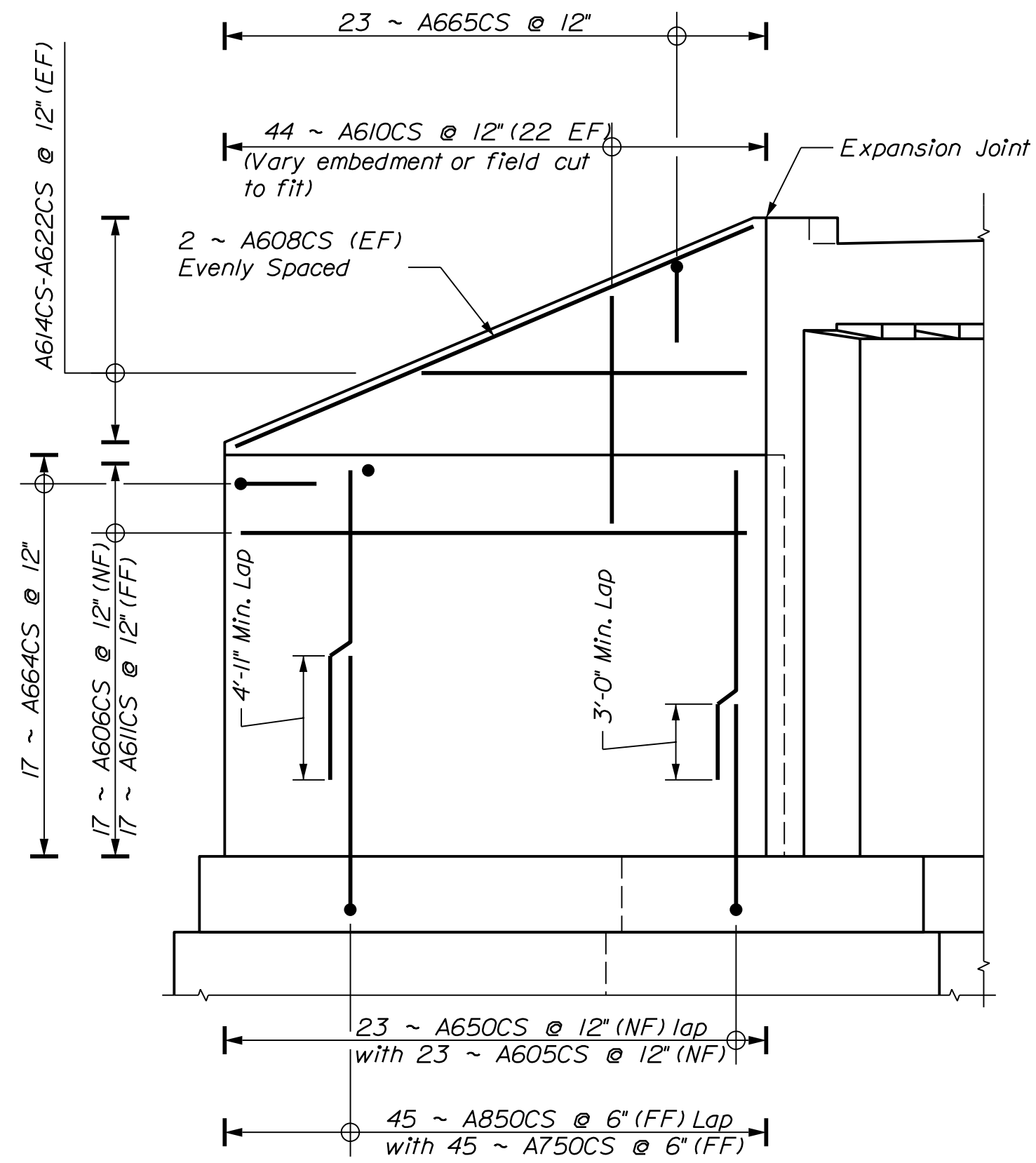
PROJ. MANAGER	D. EATON	BY	DATE
DESIGN-DETAILED	T. AQUILAR	S. LINDSLEY	04-22
CHECKED-REVIEWED	T. MCALLIFFE	B. COLBURN	04-22
DESIGN-DETAILED	S. LISTER	M. LOVETT	04-22
REVISIONS 1			
REVISIONS 2			
REVISIONS 3			
REVISIONS 4			
FIELD CHANGES			

SIGNATURE	P.E. NUMBER	DATE

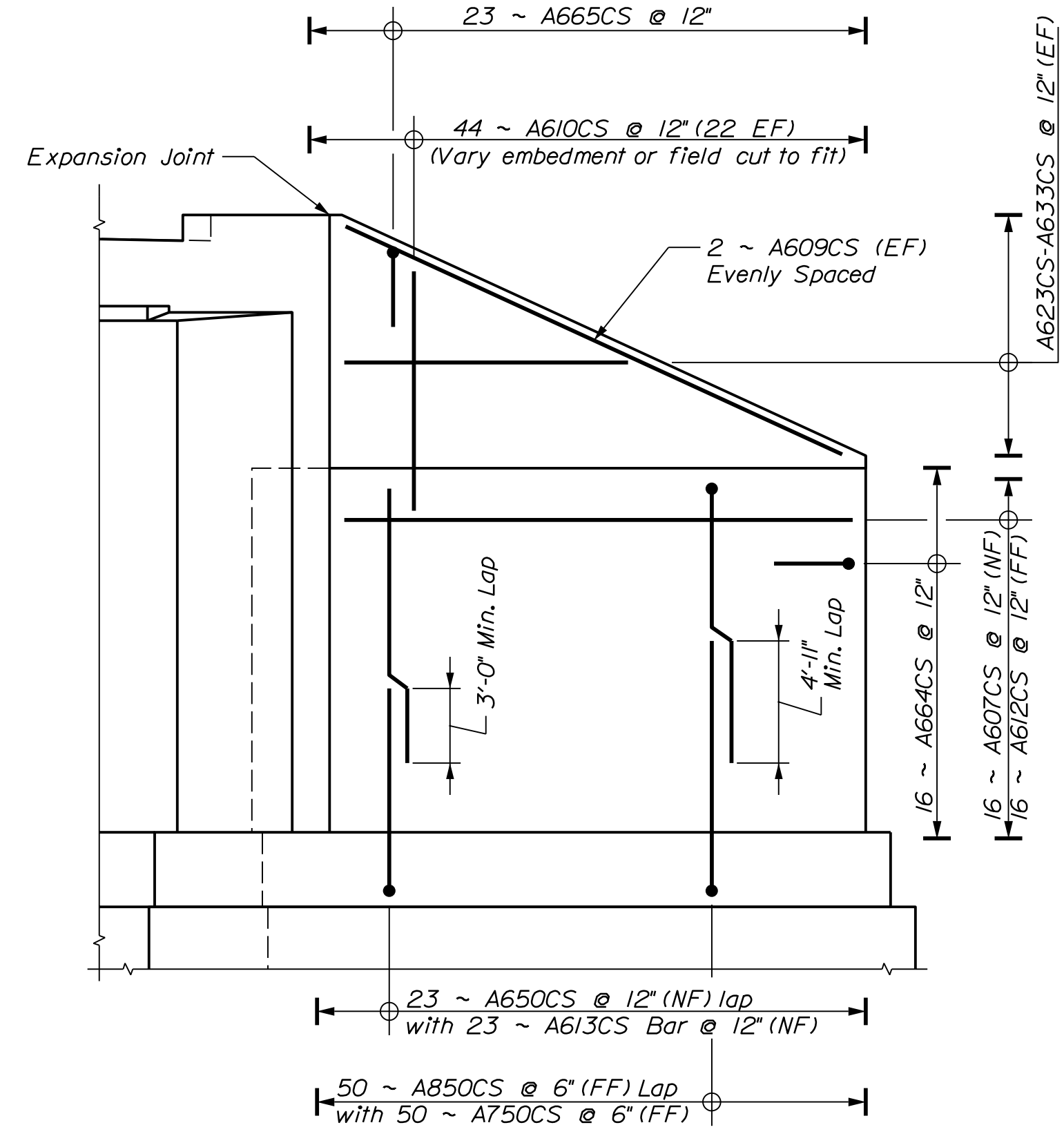
I-95 NB WEBB ROAD BRIDGE
I-95 SB WEBB ROAD BRIDGE
WATERVILLE KENNEBEC COUNTY
WINGWALL ELEVATIONS NB

SHEET NUMBER

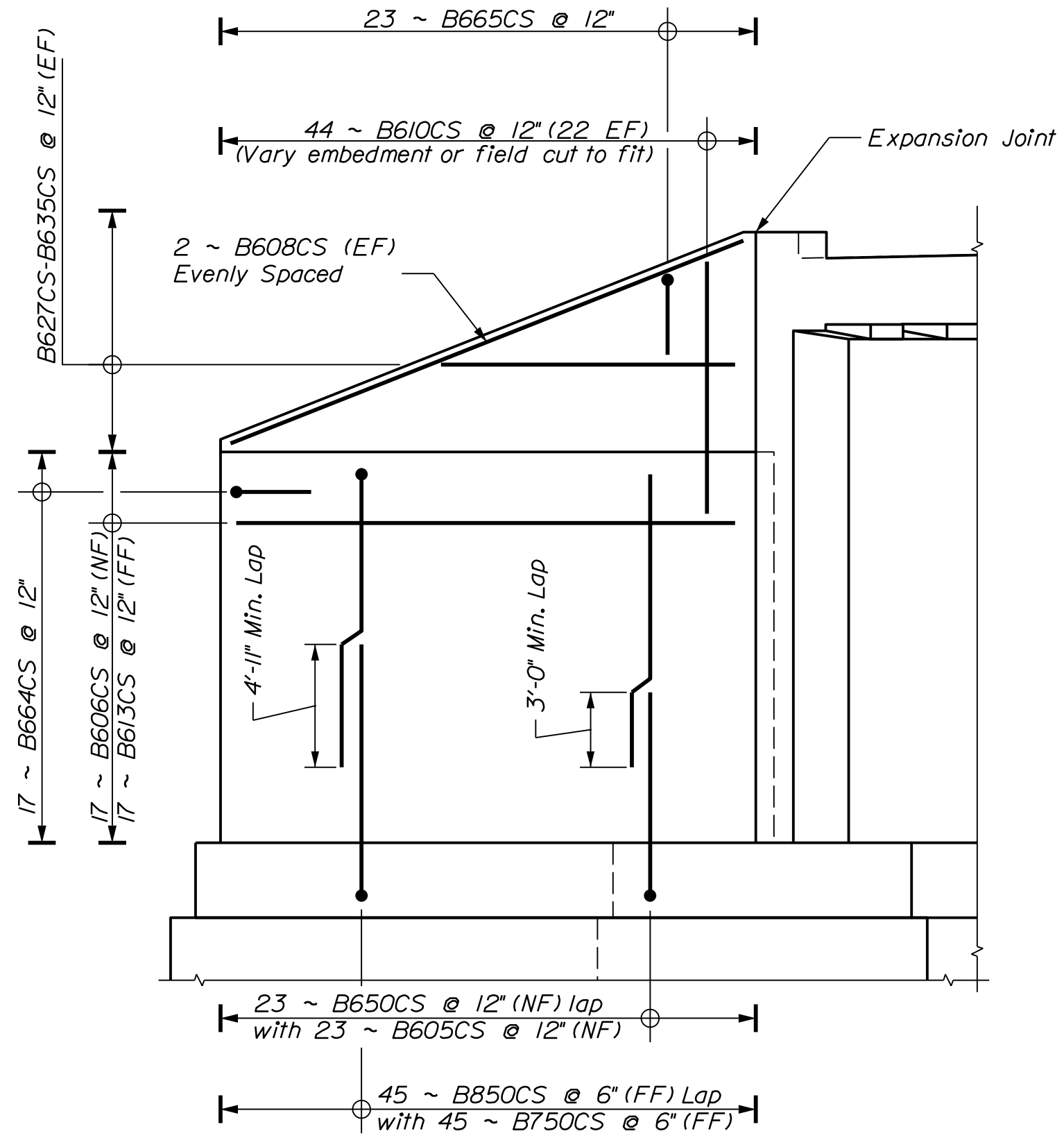
158



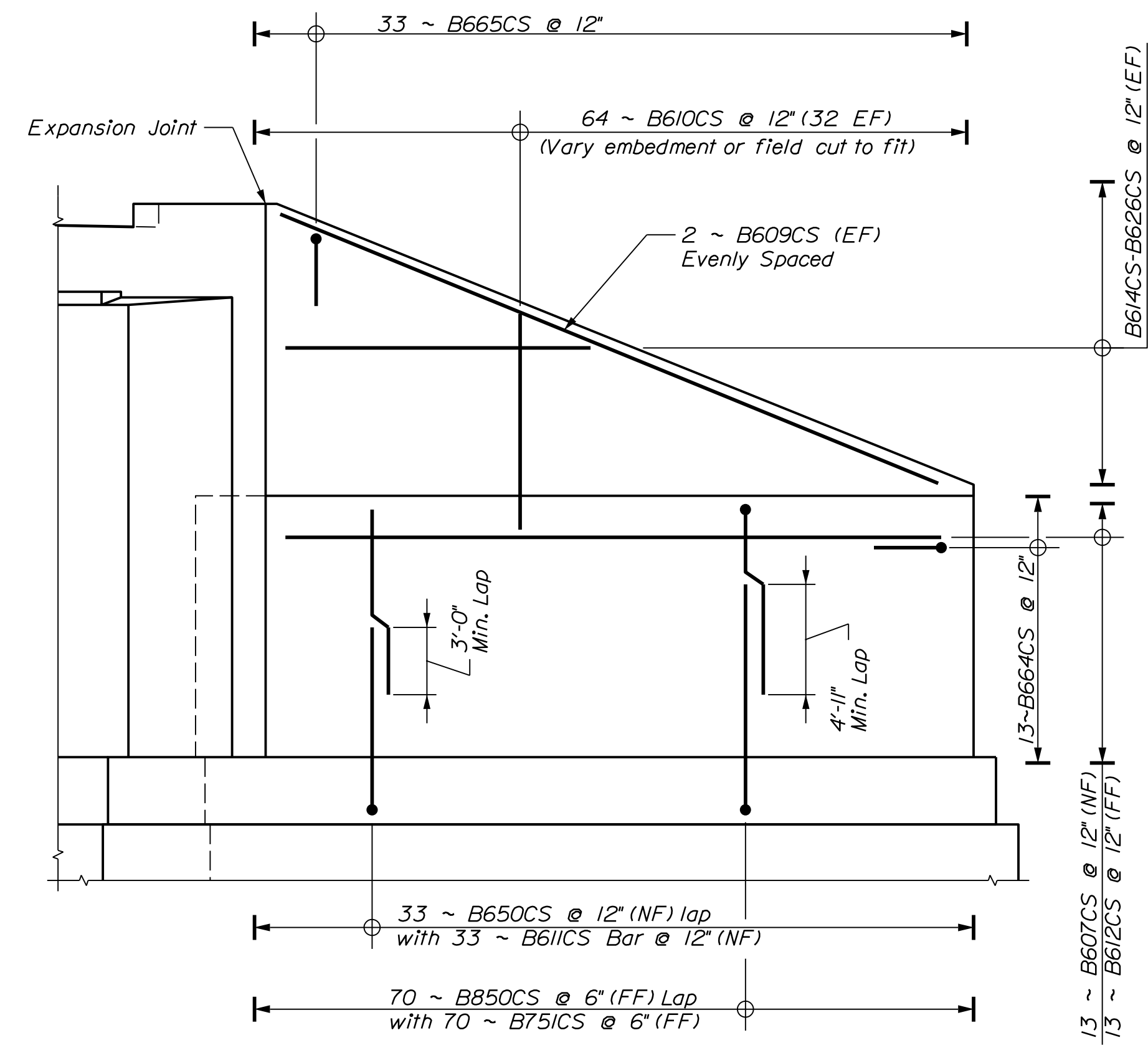
ABUTMENT NO. 1 SOUTHBOUND EAST WINGWALL



ABUTMENT NO. 1 SOUTHBOUND WEST WINGWALL



ABUTMENT NO. 2 SOUTHBOUND WEST WINGWALL



ABUTMENT NO. 2 SOUTHBOUND EAST WINGWALL

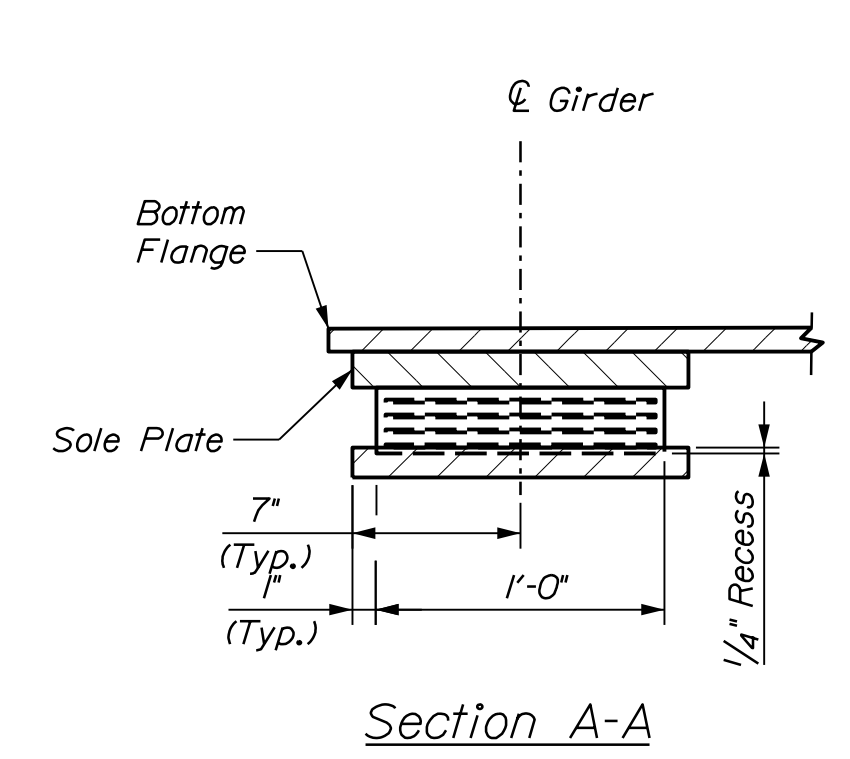
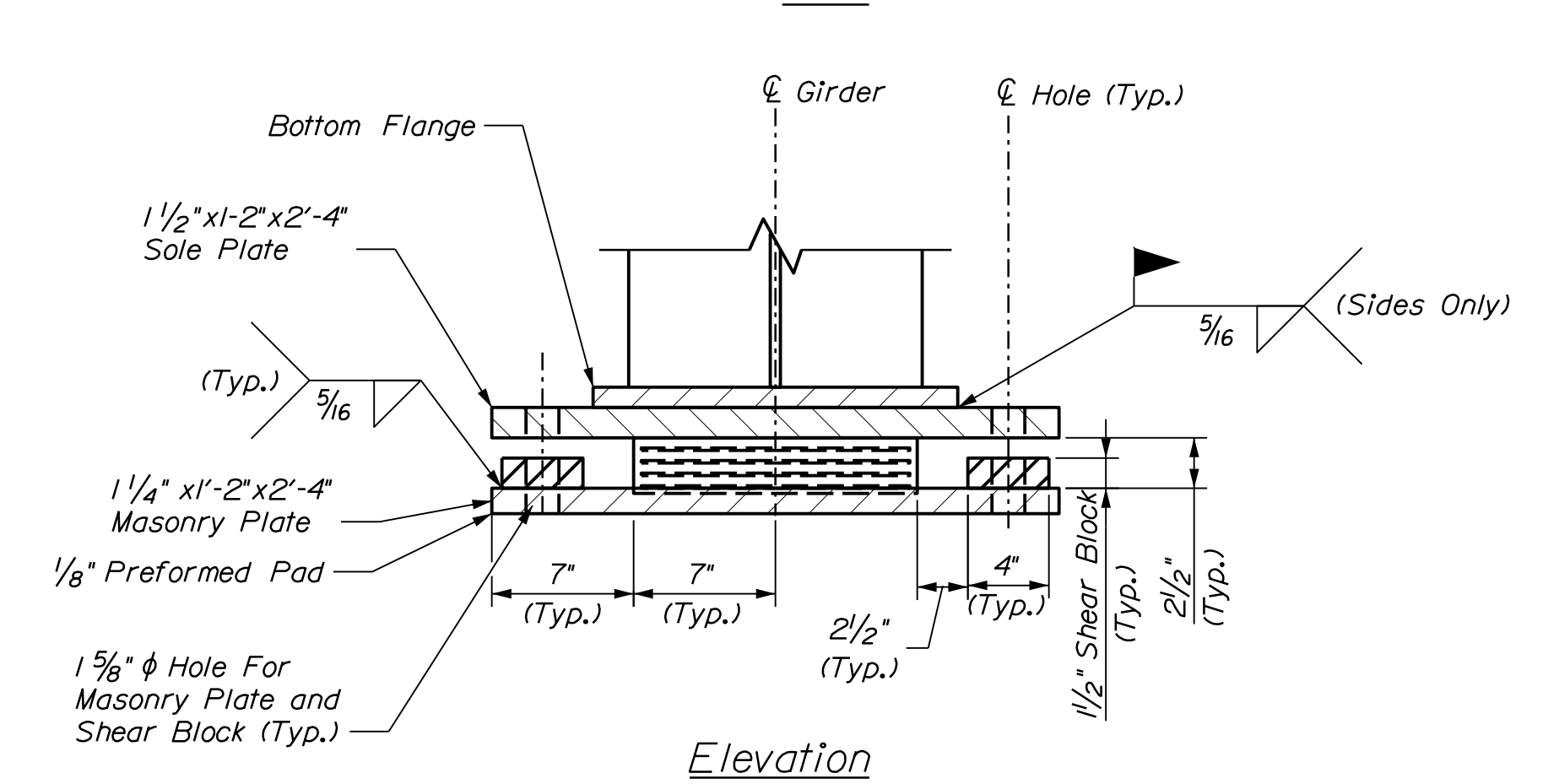
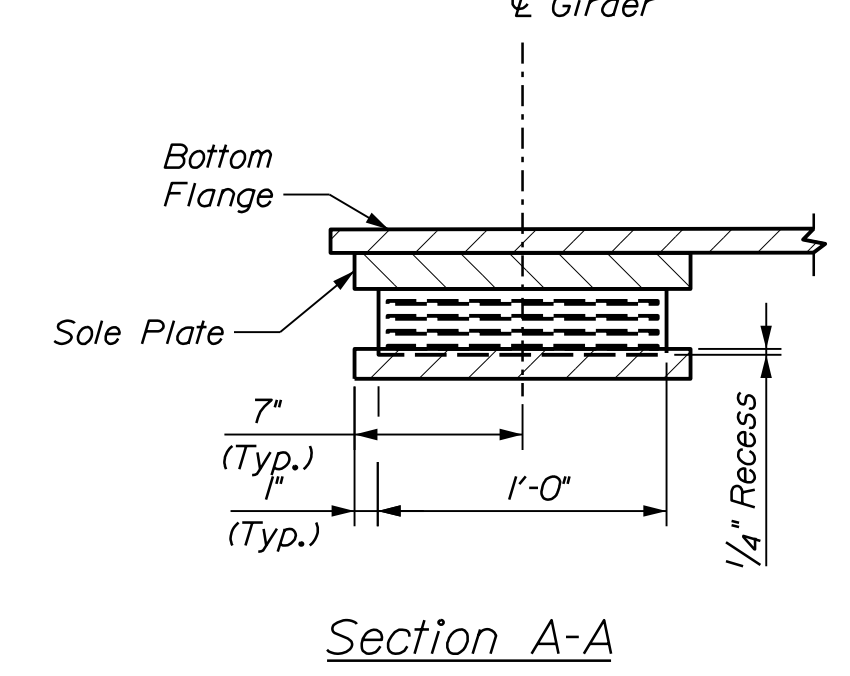
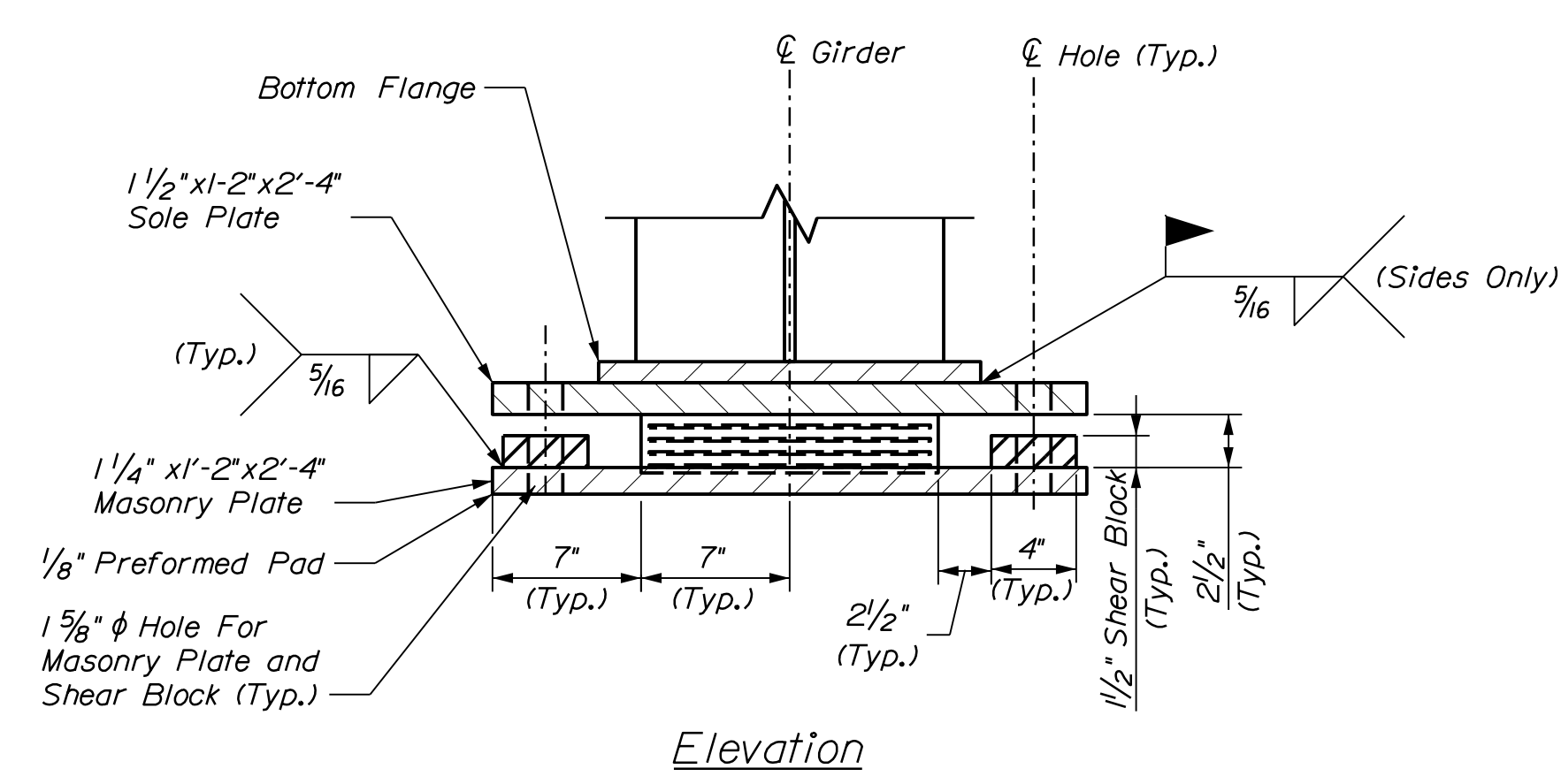
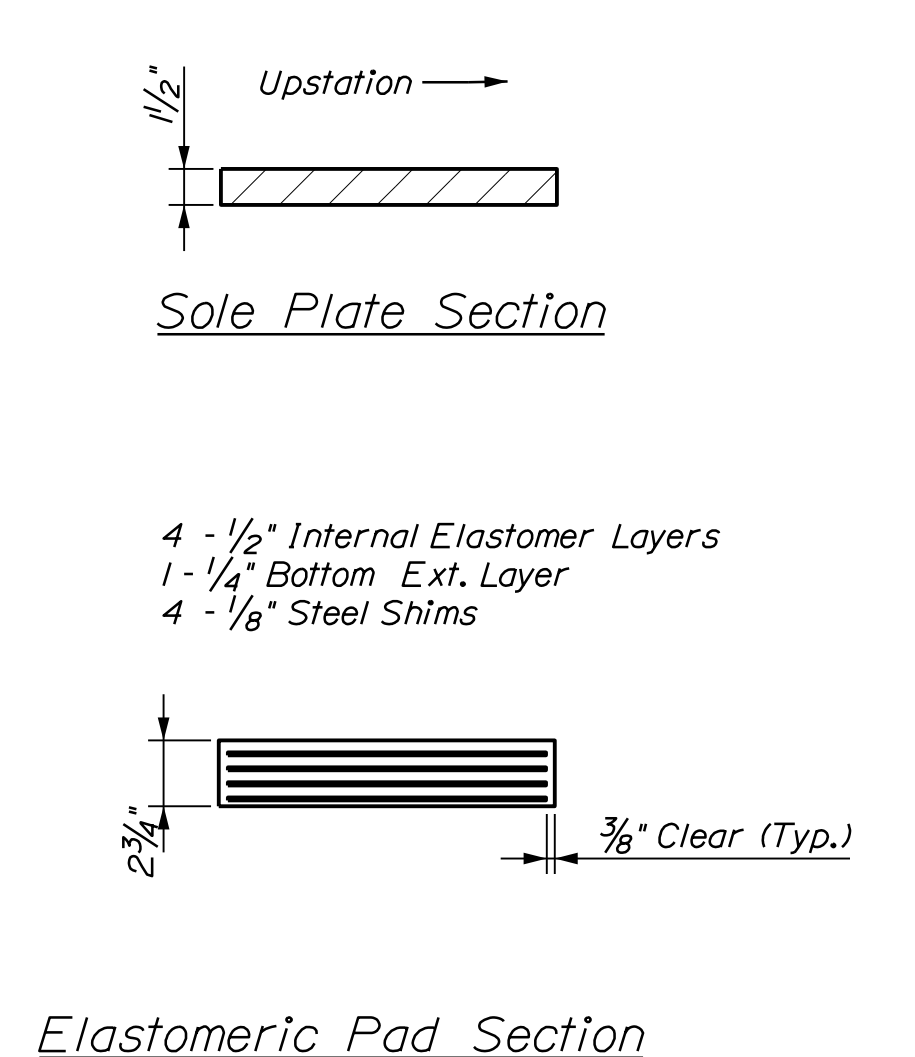
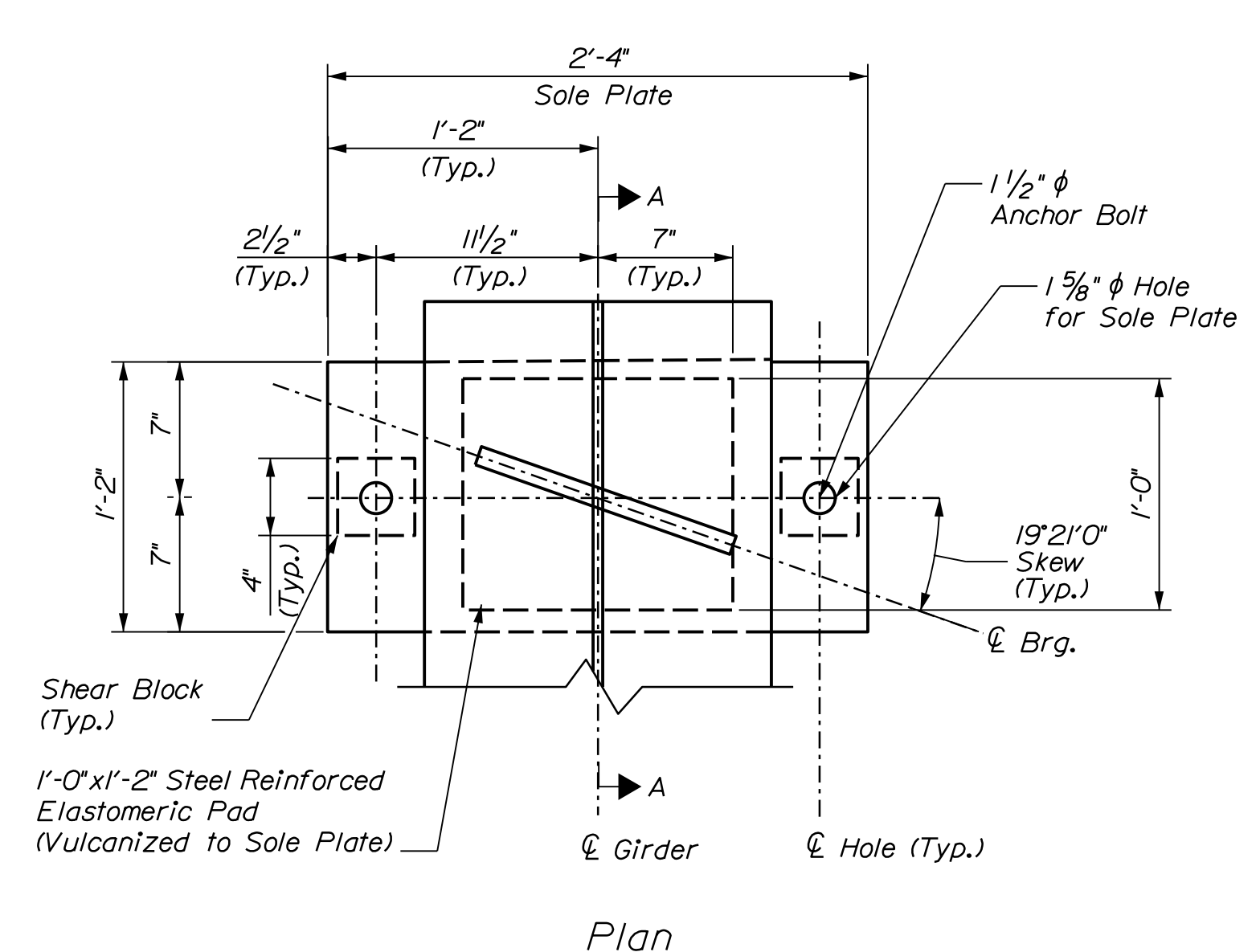
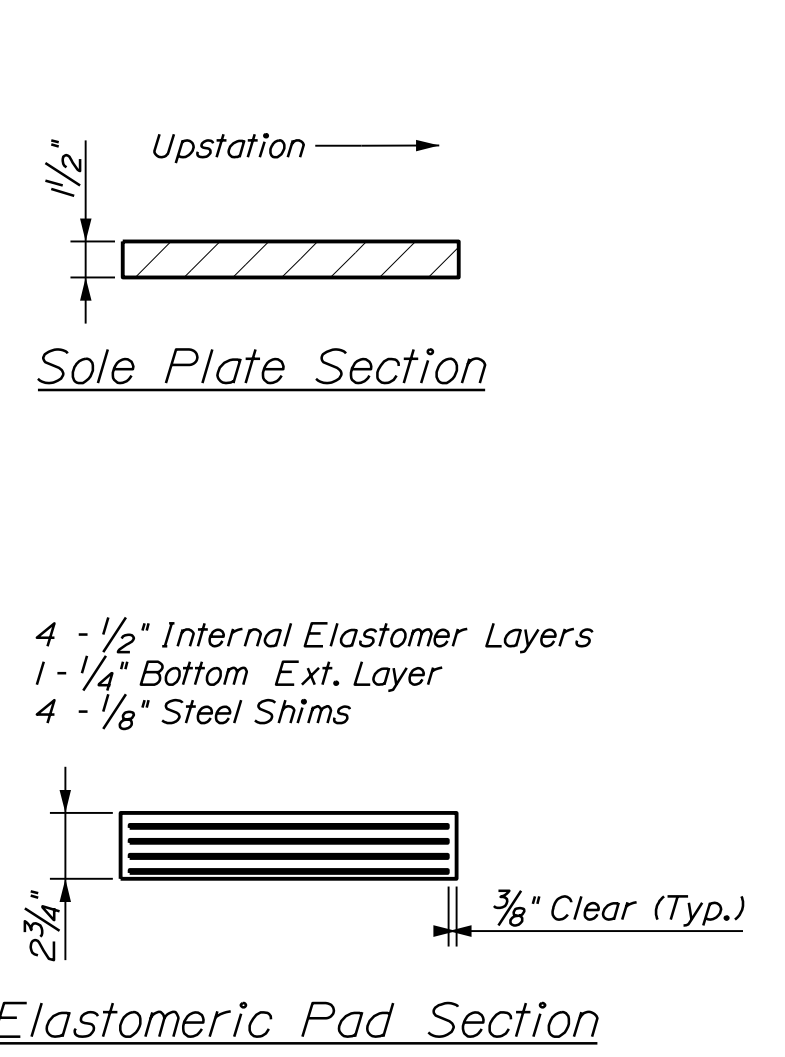
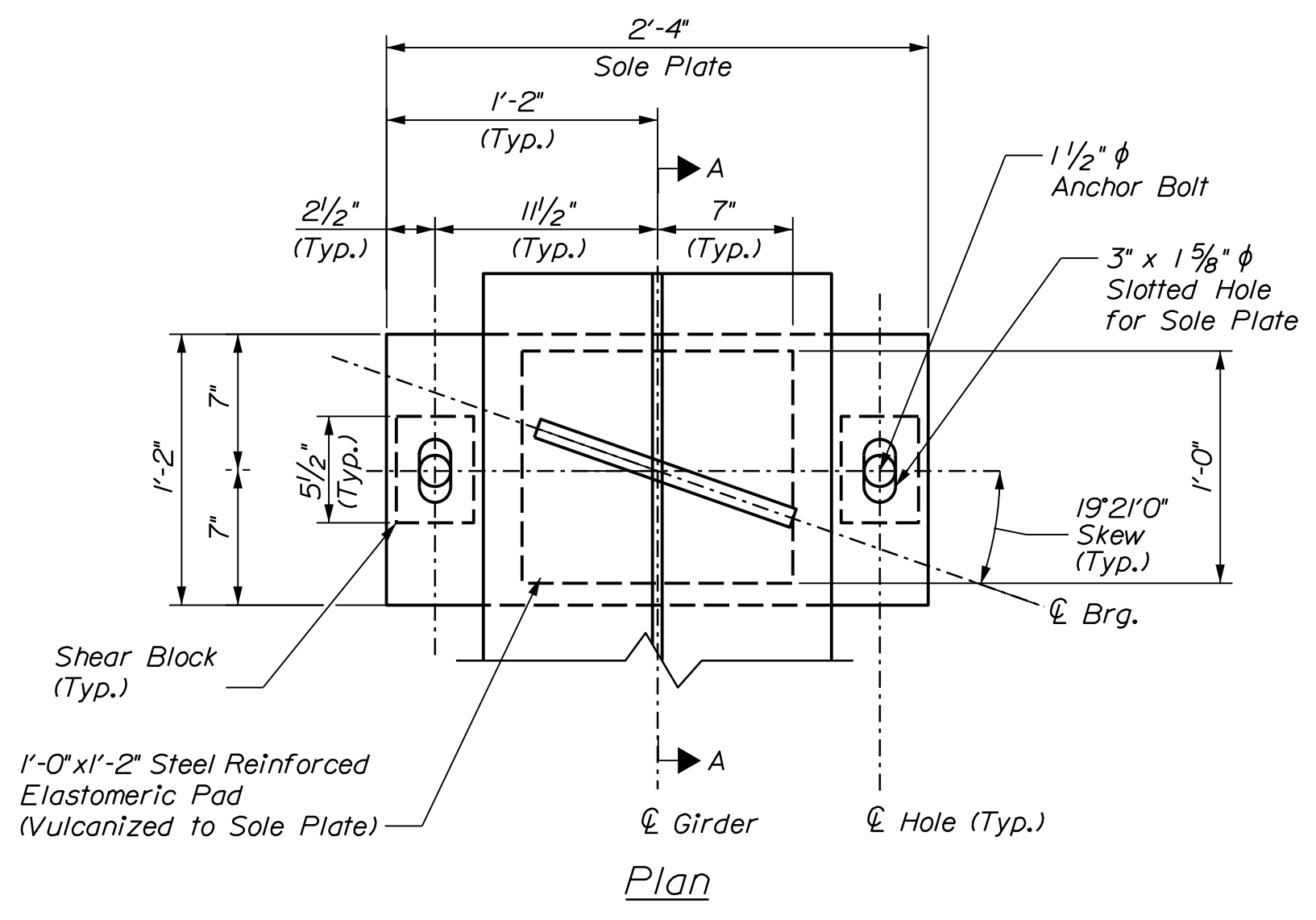
PROJ. MANAGER	D. EATON	BY	DATE
DESIGN-DETAILED	T. AQUILAR	S. LINDSLEY	04-22
CHECKED-REVIEWED	T. MCALLIFFE	B. COLBURN	04-22
DESIGN-DETAILED	S. LISTER	M. LOVETT	04-22
REVISIONS 1			
REVISIONS 2			
REVISIONS 3			
REVISIONS 4			
FIELD CHANGES			

SIGNATURE	P.E. NUMBER	DATE

I-95 NB WEBB ROAD BRIDGE
I-95 SB WEBB ROAD BRIDGE
WATERVILLE KENNEBEC COUNTY
WINGWALL ELEVATIONS SB

SHEET NUMBER

159



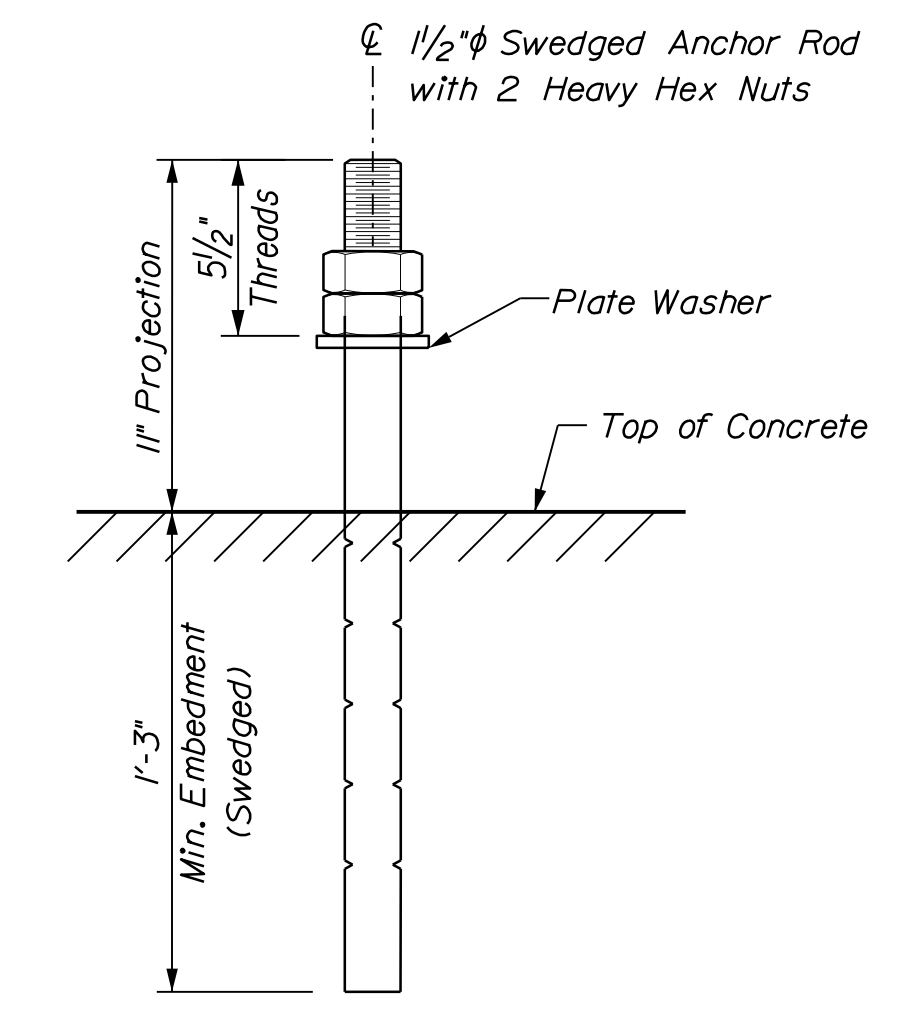
ABUTMENT NO. 2 BEARING ASSEMBLY (EXPANSION)

ABUTMENT NO. 1 BEARING ASSEMBLY (FIXED)

ELASTOMERIC BEARING NOTES

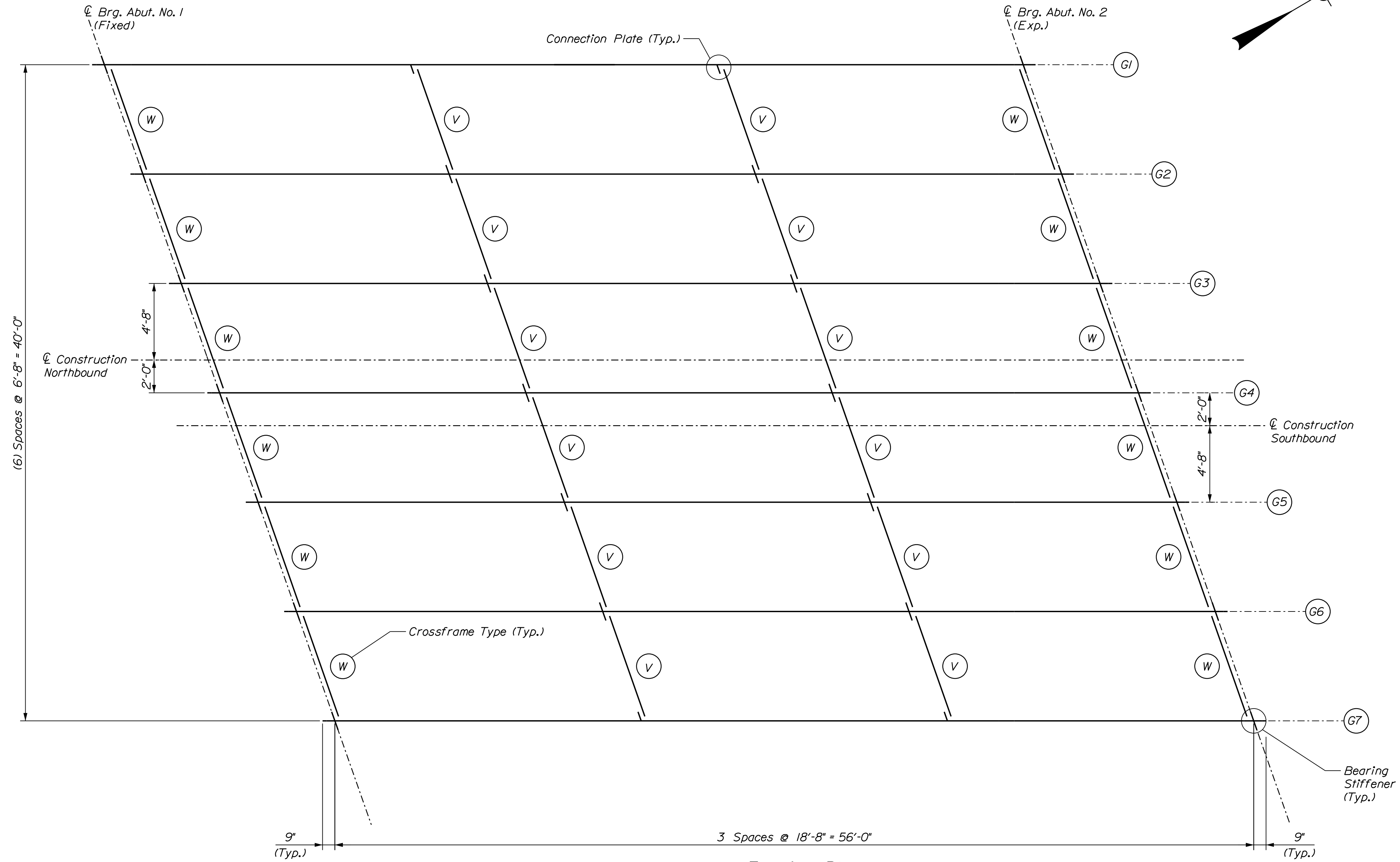
- The shear modulus of the elastomer shall be 130 psi.
- Vulcanization of the elastomer to the steel plates shall be done during the primary mold process. Sole plate shall be vulcanized to the elastomer.
- Masonry plates, sole plates, and shear blocks shall meet the requirement of ASTM A709, Grade 50 or 50W. Anchor rods shall meet the requirement of ASTM F1554, Grade 105 and shall be swaged on the embedded portion of the rod.
- Masonry plates shall be galvanized in accordance with Section 506. Sole plates for steel superstructures shall be treated in the same manner as the structural steel. Anchor rods, washers, nuts, and shear blocks shall be galvanized to ASTM A153 or ASTM B695, Class 50, Type I.
- All bearings shall be marked prior to shipping. The marks shall include the bearing location on the bridge and a direction arrow that points upstation. All marks shall be permanent and shall be visible after the bearing is installed.
- Bearings shall be covered during shipping and at any time prior to installation that the bearings may be exposed to sunlight.
- The superstructure may be erected when the ambient air temperature is within the range of 65°F and 90°F. If the ambient air temperature is outside this range, the bearings shall be reset as directed by the Resident.
- All necessary precautions shall be taken to protect bearing components from field weld flash and spatter. Heat from welding operations shall be controlled such that steel adjacent to the elastomer does not exceed 200°F. The temperature shall be verified by the use of temperature indicating crayons or other suitable means.
- Upset the threads on the anchor rods after assembly of the bearing.
- The Contractor shall not weld the girders to the sole plate until after all adjustments have been made in accordance with Standard Specification Section 523.094.
- The "Bearing Design Load" for each bearing as noted in Standard Specification, Subsection 523.23.4 is given in the table. This is the total load for the Service I load combination without impact.

Bearing Design Criteria	
Criteria	Abutments
Unfactored Dead Load	35 kips
Unfactored Live Load	75 kips
Max. Longitudinal Displ.	0.79 inch
Max. Dead Load Rotation	0.010 rad.
Max. Live Load Rotation	0.008 rad.
Rotational Tolerance	0.005 rad.



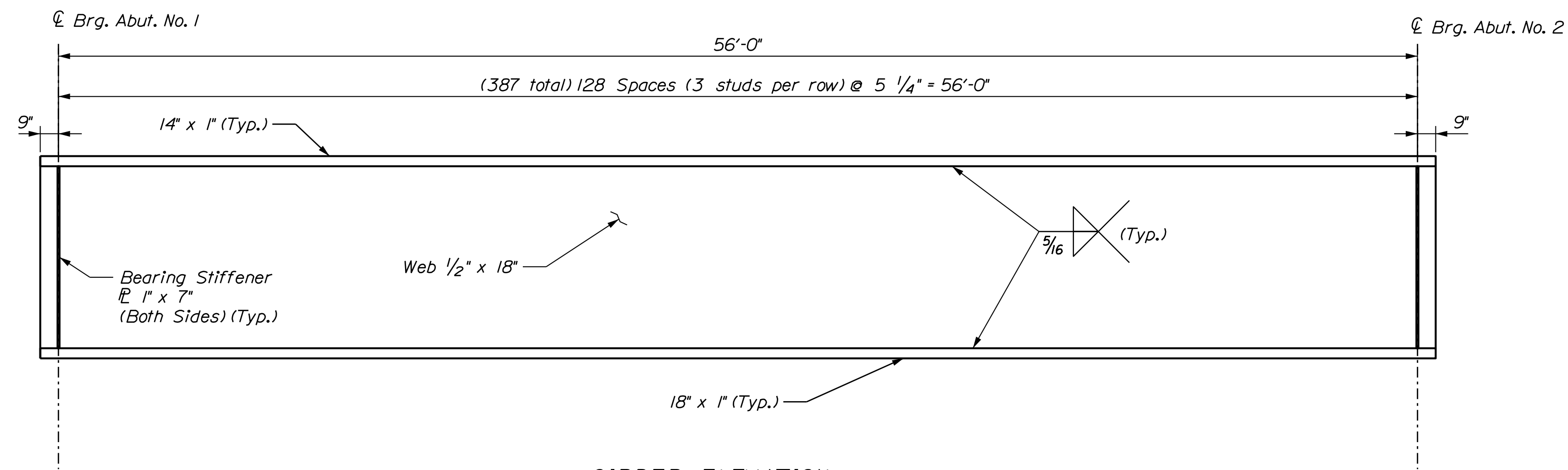
ANCHOR ROD DETAIL

STATE OF MAINE DEPARTMENT OF TRANSPORTATION 2189401	BRIDGE NO. 5813 & 1461 WINS: 21894.01 & 21900.01 BRIDGE PLANS
I-95 NB WEBB ROAD BRIDGE I-95 SB WEBB ROAD BRIDGE WATERVILLE KENNEBEC COUNTY	BEARING DETAILS
SHEET NUMBER 160	OF 169



Framing Plan

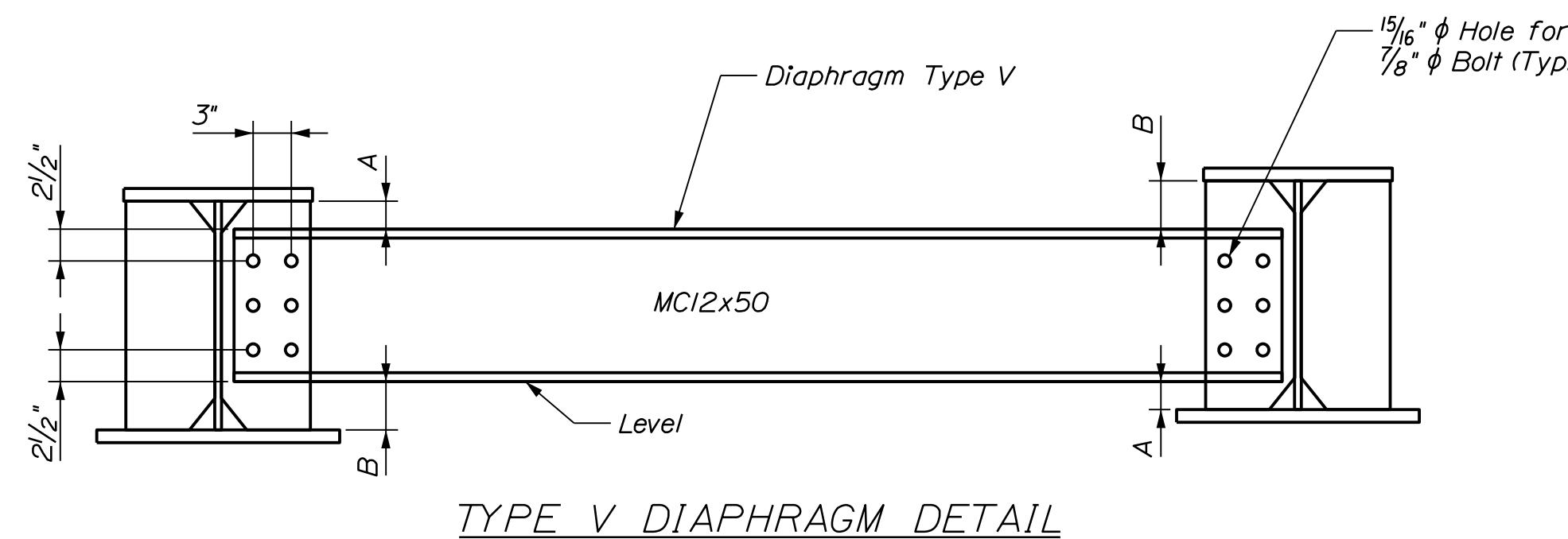
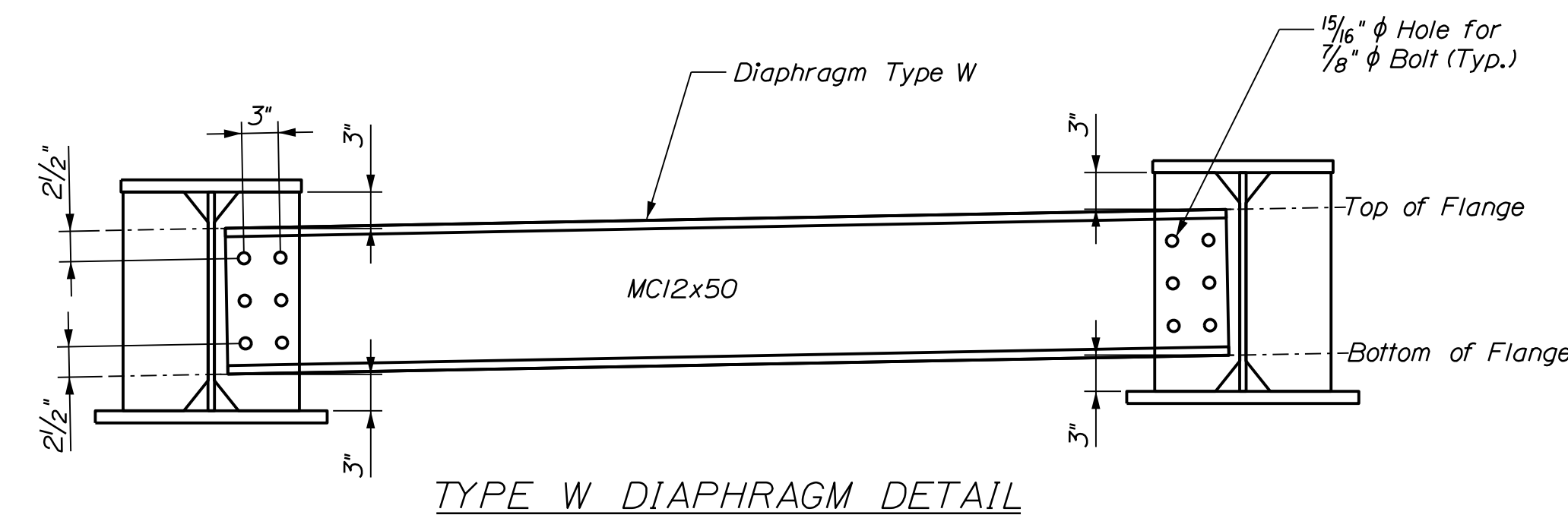
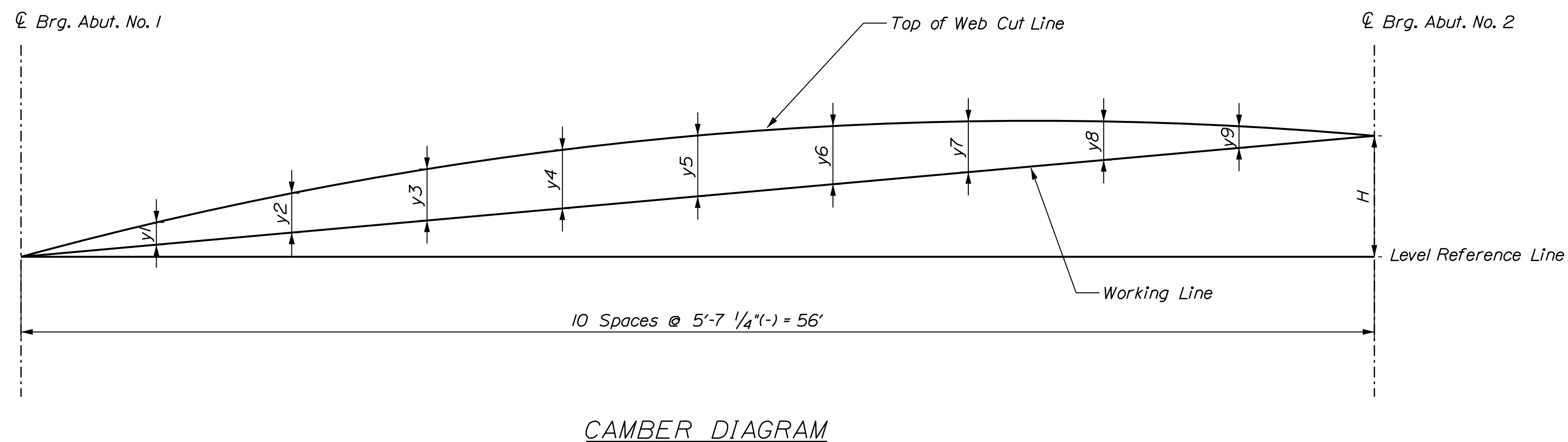
For Type V and Type W diaphragms, see Diaphragm Detail on Structural Steel Details sheet.



GIRDER ELEVATION

PROJ. MANAGER	D. EATON	BY	DATE
DESIGN-DETAILED	T. AQUILAR	S. LINDSLEY	04-22
CHECKED-REVIEWED	T. MCALLIFFE	B. COLBURN	04-22
DESIGN-DETAILED	S. LISTER	M. LOVETT	04-22
REVISIONS 1			
REVISIONS 2			
REVISIONS 3			
REVISIONS 4			
FIELD CHANGES			

I-95 NB\WEBB ROAD BRIDGE
I-95 SB\WEBB ROAD BRIDGE
WATERVILLE KENNEBEC COUNTY
FRAMING PLAN



GIRDER	CAMBER ORDINATES (INCHES)												
	H (SB)	H (NB)	CL BRG. ABUT. NO. 1	y1	y2	y3	y4	y5	y6	y7	y8	y9	CL BRG. ABUT. NO. 2
G1	7	5 7/8	0	11/16	1 1/4	1 3/4	2	2 1/8	2	1 3/4	1 1/4	11/16	0
G2	7	5 7/8	0	3/4	1 7/16	2	2 5/16	2 7/16	2 5/16	2	1 7/16	3/4	0
G3	7	5 7/8	0	3/4	1 7/16	2	2 5/16	2 7/16	2 5/16	2	1 7/16	3/4	0
G4	7	5 7/8	0	3/4	1 7/16	2	2 5/16	2 7/16	2 5/16	2	1 7/16	3/4	0
G5	7	5 7/8	0	3/4	1 7/16	2	2 5/16	2 7/16	2 5/16	2	1 7/16	3/4	0
G6	7	5 7/8	0	3/4	1 7/16	2	2 5/16	2 7/16	2 5/16	2	1 7/16	3/4	0
G7	7	5 7/8	0	11/16	1 1/4	1 3/4	2	2 1/8	2	1 3/4	1 1/4	11/16	0

Location	Dimension (in.)	
	"A"	"B"
Typical Bay	2 1/4	3 3/4
Bay G3/G4 NB	3 3/8	2 5/8
Bay G4/G5 SB	3 3/8	2 5/8

GIRDER	DEAD LOAD COMPONENT	DEAD LOAD DEFLECTIONS (INCHES)										
		CL BRG. ABUT. NO. 1	y1	y2	y3	y4	y5	y6	y7	y8	y9	CL BRG. ABUT. NO. 2
G1	STEEL DL	0.00	-0.12	-0.22	-0.30	-0.36	-0.37	-0.36	-0.30	-0.22	-0.12	0.00
	DECK CONCRETE DL	0.00	-0.44	-0.83	-1.14	-1.34	-1.41	-1.34	-1.14	-0.83	-0.44	0.00
	SUPERIMPOSED DL	0.00	-0.11	-0.20	-0.28	-0.33	-0.34	-0.33	-0.28	-0.20	-0.11	0.00
G2	STEEL DL	0.00	-0.12	-0.23	-0.32	-0.37	-0.39	-0.37	-0.32	-0.23	-0.12	0.00
	DECK CONCRETE DL	0.00	-0.54	-1.03	-1.41	-1.65	-1.73	-1.65	-1.41	-1.03	-0.54	0.00
	SUPERIMPOSED DL	0.00	-0.10	-0.18	-0.25	-0.30	-0.31	-0.30	-0.25	-0.18	-0.10	0.00
G3	STEEL DL	0.00	-0.12	-0.23	-0.32	-0.37	-0.39	-0.37	-0.32	-0.23	-0.12	0.00
	DECK CONCRETE DL	0.00	-0.54	-1.03	-1.41	-1.65	-1.73	-1.65	-1.41	-1.03	-0.54	0.00
	SUPERIMPOSED DL	0.00	-0.10	-0.18	-0.25	-0.30	-0.31	-0.30	-0.25	-0.18	-0.10	0.00
G4	STEEL DL	0.00	-0.12	-0.23	-0.32	-0.37	-0.39	-0.37	-0.32	-0.23	-0.12	0.00
	DECK CONCRETE DL	0.00	-0.54	-1.03	-1.41	-1.65	-1.73	-1.65	-1.41	-1.03	-0.54	0.00
	SUPERIMPOSED DL	0.00	-0.10	-0.18	-0.25	-0.30	-0.31	-0.30	-0.25	-0.18	-0.10	0.00
G5	STEEL DL	0.00	-0.12	-0.23	-0.32	-0.37	-0.39	-0.37	-0.32	-0.23	-0.12	0.00
	DECK CONCRETE DL	0.00	-0.54	-1.03	-1.41	-1.65	-1.73	-1.65	-1.41	-1.03	-0.54	0.00
	SUPERIMPOSED DL	0.00	-0.10	-0.18	-0.25	-0.30	-0.31	-0.30	-0.25	-0.18	-0.10	0.00
G6	STEEL DL	0.00	-0.12	-0.23	-0.32	-0.37	-0.39	-0.37	-0.32	-0.23	-0.12	0.00
	DECK CONCRETE DL	0.00	-0.54	-1.03	-1.41	-1.65	-1.73	-1.65	-1.41	-1.03	-0.54	0.00
	SUPERIMPOSED DL	0.00	-0.10	-0.18	-0.25	-0.30	-0.31	-0.30	-0.25	-0.18	-0.10	0.00
G7	STEEL DL	0.00	-0.12	-0.22	-0.30	-0.36	-0.37	-0.36	-0.30	-0.22	-0.12	0.00
	DECK CONCRETE DL	0.00	-0.44	-0.83	-1.14	-1.34	-1.41	-1.34	-1.14	-0.83	-0.44	0.00
	SUPERIMPOSED DL	0.00	-0.11	-0.20	-0.28	-0.33	-0.34	-0.33	-0.28	-0.20	-0.11	0.00

STRUCTURAL STEEL NOTES

- Camber ordinates, as shown, are computed to compensate for all dead load deflections and for the curvature of the finished grade profile.
- No transverse butt weld splices will be allowed in the flange plates or web plates within 10 feet or 10 percent of the span length (whichever is greater) from the point of maximum negative moment or maximum positive moment. Butt weld splices in flanges shall be not less than one foot from transverse butt welds in the web plates and no transverse web or flange butt welds shall be located within 1 foot of other transverse welds (e.g. connection plates to web welds on either flange or web. No transverse butt weld splices will be allowed in areas of stress reversal.
- Sections of flange plates or web plates between transverse shop splices or between a transverse shop splice and a field splice shall be at least 10 feet in length unless otherwise shown on the Plans.
- Bearing stiffeners shall be plumb after erection and dead loading of the structure.
- Intermediate crossframe or diaphragm connection plates may be either plumb or normal to the top flange.
- All connection plate and stiffener welds shall be 5/16-inch fillet welds.
- Structural steel was designed with a vertical construction load of 50 psf and a lateral wind velocity during construction of 80 mph.
- All bolts, nut, and washers shall be hot dip galvanized in accordance with ASTM A153.
- Bolted diaphragms or cross frame connections shall be made using 7/8 inch diameter, ASTM F3125, Grade A325 Type I high strength bolts. Hole size shall be 15/16 inch diameter. The minimum edge distance shall be 1-1/2 inch unless otherwise shown. Oversized or short-slotted holes are not permitted. Bolt threads shall be excluded from the shear plane of cross frame or diaphragm connections.
- At the Contractor's option, all structural steel may be Hot-Dipped Galvanized in accordance with Standard Specifications Section 506, Shop Applied Protective Coating, as approved by the Resident. Payment will be considered incidental to Item 506.9104, Thermal Spray Coating (Shop Applied), no separate payment will be made.
- End of girder webs shall be vertical under full dead load.

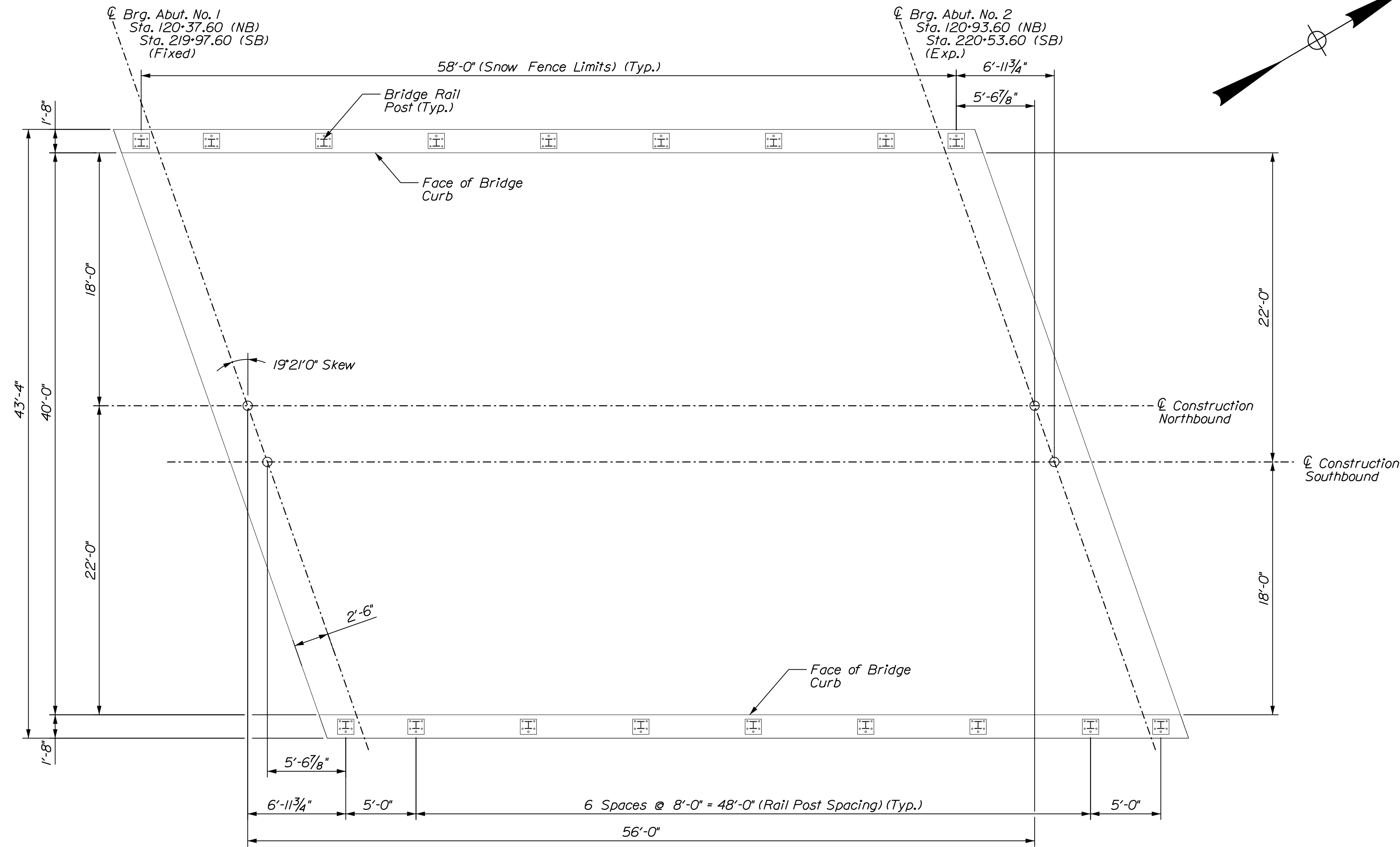
Date: 6/6/2022

Username: tagular

Division:

Filename: ... \157_Structural Steel Details.dgn

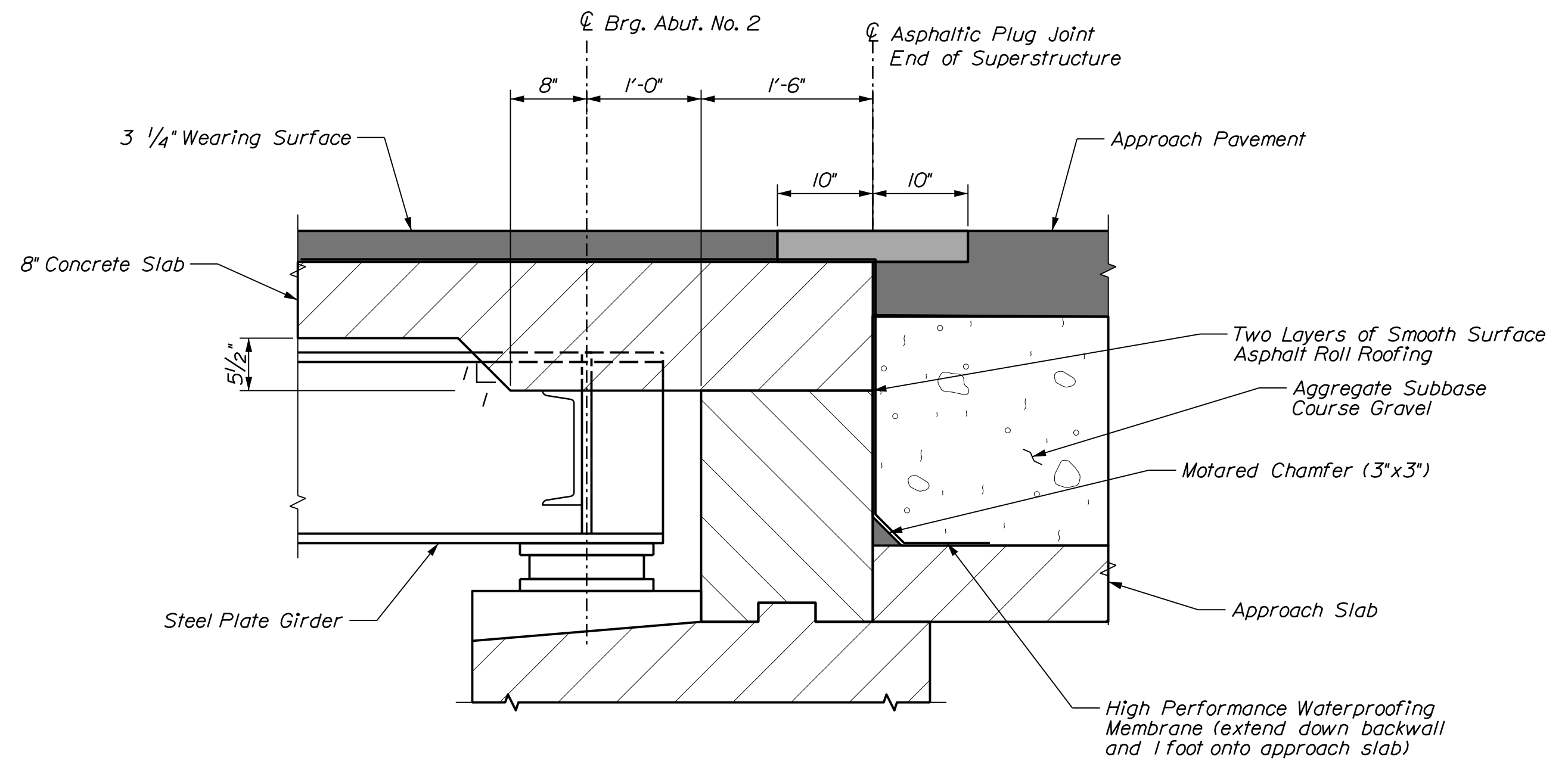
STATE OF MAINE DEPARTMENT OF TRANSPORTATION		2189401		WINS: 21894.01 & 21900.01 BRIDGE NOS: 5813 & 1461	
PROJECT: I-95 NB\WEBB ROAD BRIDGE	DESIGNER: T. AQUILAR	CHECKED: T. MCALLIFFE	DATE: 04-22	SIGNATURE:	DATE: 04-22
PROJECT: I-95 SB\WEBB ROAD BRIDGE	DESIGNER: B. COLBURN	CHECKED: S. LISTER	DATE: 04-22	SIGNATURE:	DATE:
WATERVILLE KENNEBEC COUNTY		REVISIONS 1		P.E. NUMBER	
STRUCTURAL STEEL DETAILS		REVISIONS 2		DATE	
SHEET NUMBER		REVISIONS 3		FIELD CHANGES	
162		REVISIONS 4			
		OF 169			



SUPERSTRUCTURE PLAN
(Northbound Shown, Southbound Similar)

GIRDER	BOTTOM OF SLAB ELEVATIONS (NORTHBOUND)										
	CL BRG. ABUT. NO. 1	0.1 x L	0.2 x L	0.3 x L	0.4 x L	0.5 x L	0.6 x L	0.7 x L	0.8 x L	0.9 x L	CL BRG. ABUT. NO. 2
G1	247.98	248.07	248.16	248.24	248.31	248.36	248.41	248.43	248.45	248.46	248.46
G2	248.13	248.23	248.33	248.41	248.49	248.54	248.58	248.61	248.62	248.62	248.61
G3	248.28	248.39	248.48	248.57	248.64	248.70	248.74	248.76	248.77	248.77	248.77
G4	248.36	248.46	248.55	248.64	248.71	248.77	248.81	248.83	248.84	248.85	248.84
G5	248.24	248.35	248.44	248.53	248.60	248.66	248.70	248.72	248.73	248.73	248.73
G6	248.13	248.23	248.33	248.41	248.49	248.54	248.58	248.61	248.62	248.62	248.61
G7	248.02	248.11	248.20	248.28	248.35	248.41	248.45	248.47	248.49	248.50	248.50

GIRDER	BOTTOM OF SLAB ELEVATIONS (SOUTHBOUND)										
	CL BRG. ABUT. NO. 1	0.1 x L	0.2 x L	0.3 x L	0.4 x L	0.5 x L	0.6 x L	0.7 x L	0.8 x L	0.9 x L	CL BRG. ABUT. NO. 2
G1	255.76	255.87	255.97	256.06	256.13	256.20	256.25	256.29	256.31	256.33	256.34
G2	255.92	256.03	256.14	256.23	256.32	256.38	256.43	256.47	256.49	256.50	256.50
G3	256.08	256.19	256.30	256.39	256.47	256.54	256.59	256.62	256.64	256.65	256.66
G4	256.24	256.35	256.45	256.55	256.63	256.70	256.75	256.78	256.80	256.81	256.82
G5	256.21	256.32	256.42	256.52	256.60	256.67	256.72	256.75	256.77	256.78	256.79
G6	256.10	256.21	256.32	256.41	256.49	256.56	256.61	256.64	256.66	256.67	256.68
G7	255.99	256.09	256.19	256.28	256.36	256.43	256.48	256.51	256.54	256.56	256.57



SECTION AT ABUTMENT NO. 2
(Abutment No. 1 Similar, but without plug joint)
(Normal to centerline of bearing)

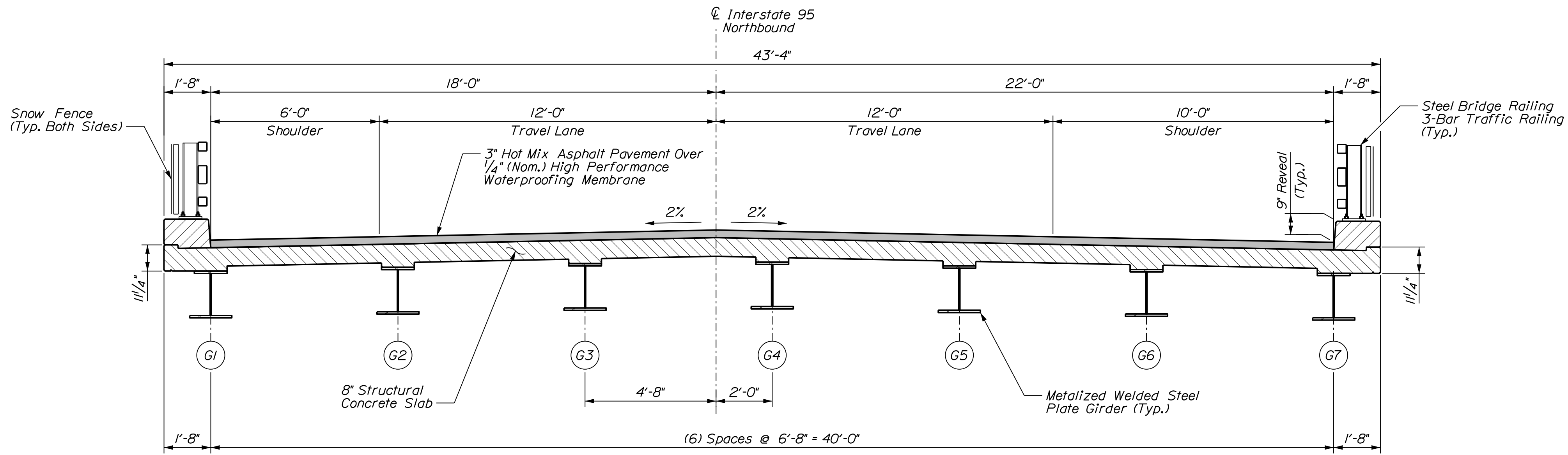
PROJ. MANAGER	D. EATON	BY	DATE
DESIGN-DETAILED	T. AQUILAR	S. LINDSLEY	04-22
CHECKED-REVIEWED	T. MCALLIFFE	B. COLBURN	04-22
DESIGN-DETAILED	S. LISTER	M. LOVETT	04-22
REVISIONS 1			
REVISIONS 2			
REVISIONS 3			
REVISIONS 4			
FIELD CHANGES			

SIGNATURE	P.E. NUMBER	DATE

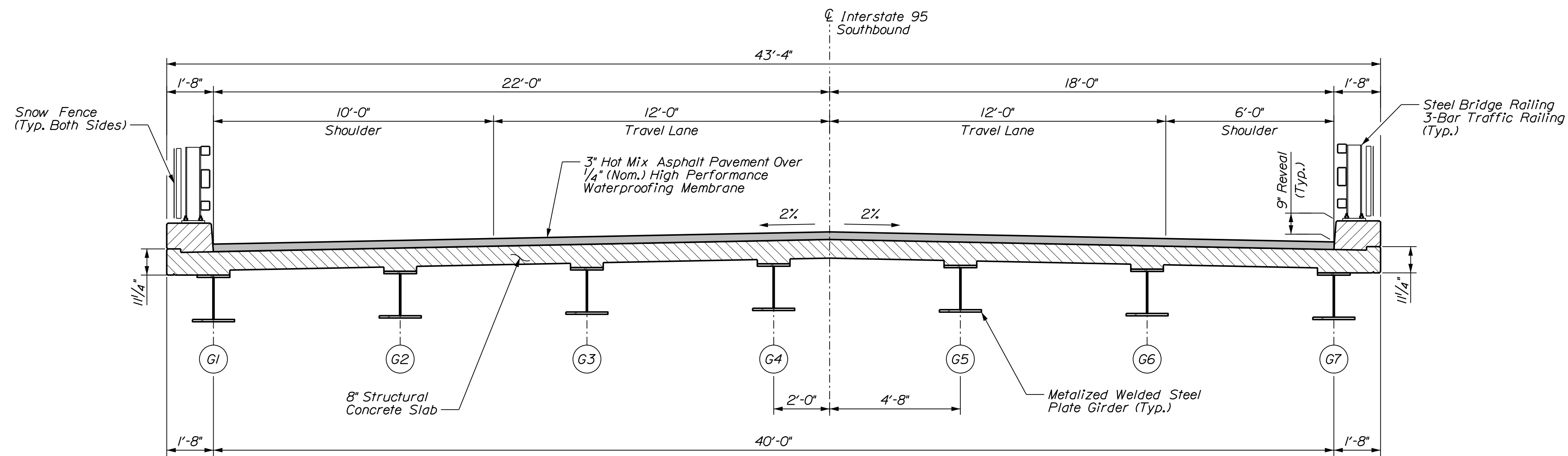
Date: 6/6/2022

Username: tagular

Filename: ... \159_Superstructure Typical Section.dgn Division:



NORTHBOUND TRANSVERSE SECTION



SOUTHBOUND TRANSVERSE SECTION

SUPERSTRUCTURE NOTES

1. The theoretical blocking used for design of the structure is 2 1/2 inches at the centerlines of bearing of the abutments and piers. Refer to Standard Detail 502(03) for blocking details.
2. Reinforcing steel shall have a minimum concrete cover of 2 inches unless otherwise noted.
3. Form a one inch V-groove on the fascia at the horizontal joint between the curb and slab.
4. The superstructure slab concrete shall be placed continuously and shall be kept plastic until the entire placement has been made.
5. Precast Concrete Deck Panels are not allowed on this project.
6. All reinforcement shall be Low-Carbon Chromium (ChromX 9100) unless otherwise noted.
7. Contractor shall stagger the splice locations of the longitudinal and transverse bars.

STATE OF MAINE
DEPARTMENT OF TRANSPORTATION
2189401
WINS: 21894.01 & 21900.01
BRIDGE NOS: 5813 & 1461
BRIDGE PLANS

PROJ. MANAGER	D. EATON	BY	S. LINDSLEY	DATE	04-22
DESIGN-DETAILED	T. AQUILAR	CHECKED-REVIEWED	B. COLBURN	SIGNATURE	
DESIGN-REVIEWED	T. MCALLIFFE	DESIGN-DETAILED	M. LOVETT	P.E. NUMBER	
DESIGN-DETAILED	S. LISTER	REVISIONS 1		DATE	
		REVISIONS 2			
		REVISIONS 3			
		REVISIONS 4			
		FIELD CHANGES			

PROJ. MANAGER	D. EATON	BY	S. LINDSLEY	DATE	04-22
DESIGN-DETAILED	T. AQUILAR	CHECKED-REVIEWED	B. COLBURN	SIGNATURE	
DESIGN-REVIEWED	T. MCALLIFFE	DESIGN-DETAILED	M. LOVETT	P.E. NUMBER	
DESIGN-DETAILED	S. LISTER	REVISIONS 1		DATE	
		REVISIONS 2			
		REVISIONS 3			
		REVISIONS 4			
		FIELD CHANGES			

I-95 NB WEBB ROAD BRIDGE
I-95 SB WEBB ROAD BRIDGE
WATERVILLE KENNEBEC COUNTY
TRANSVERSE SECTIONS

SHEET NUMBER

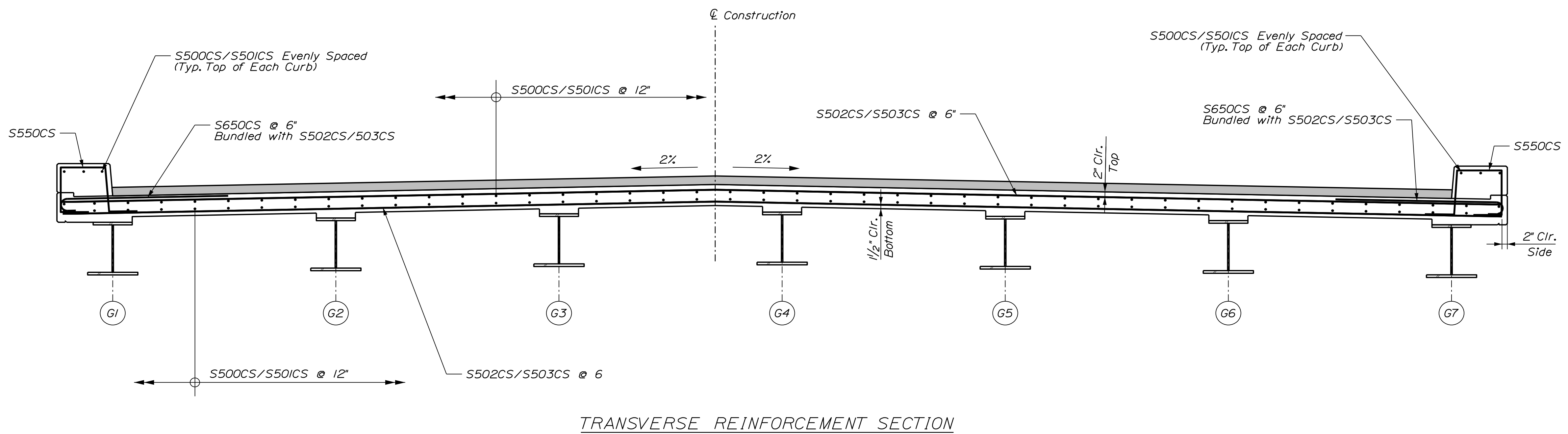
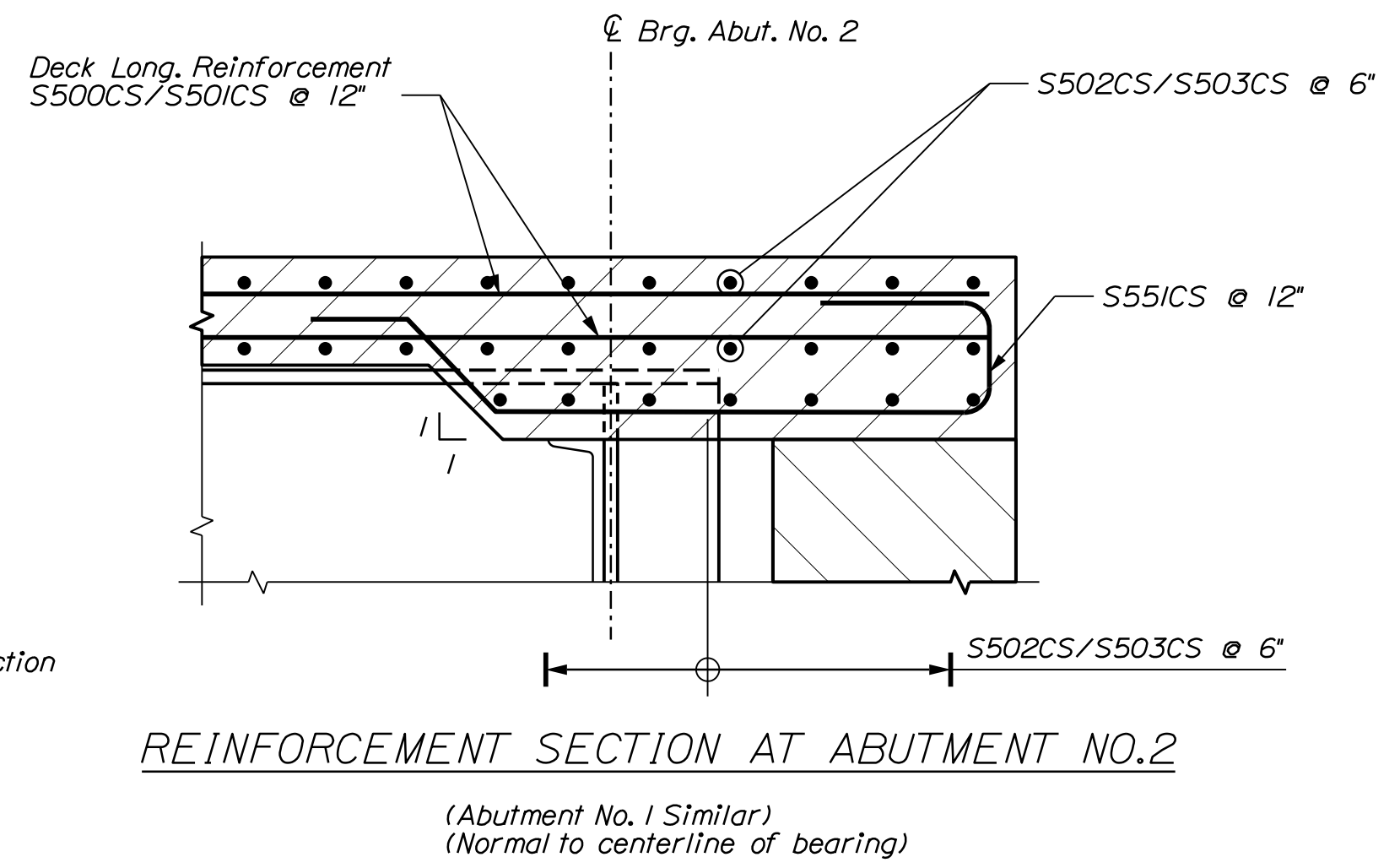
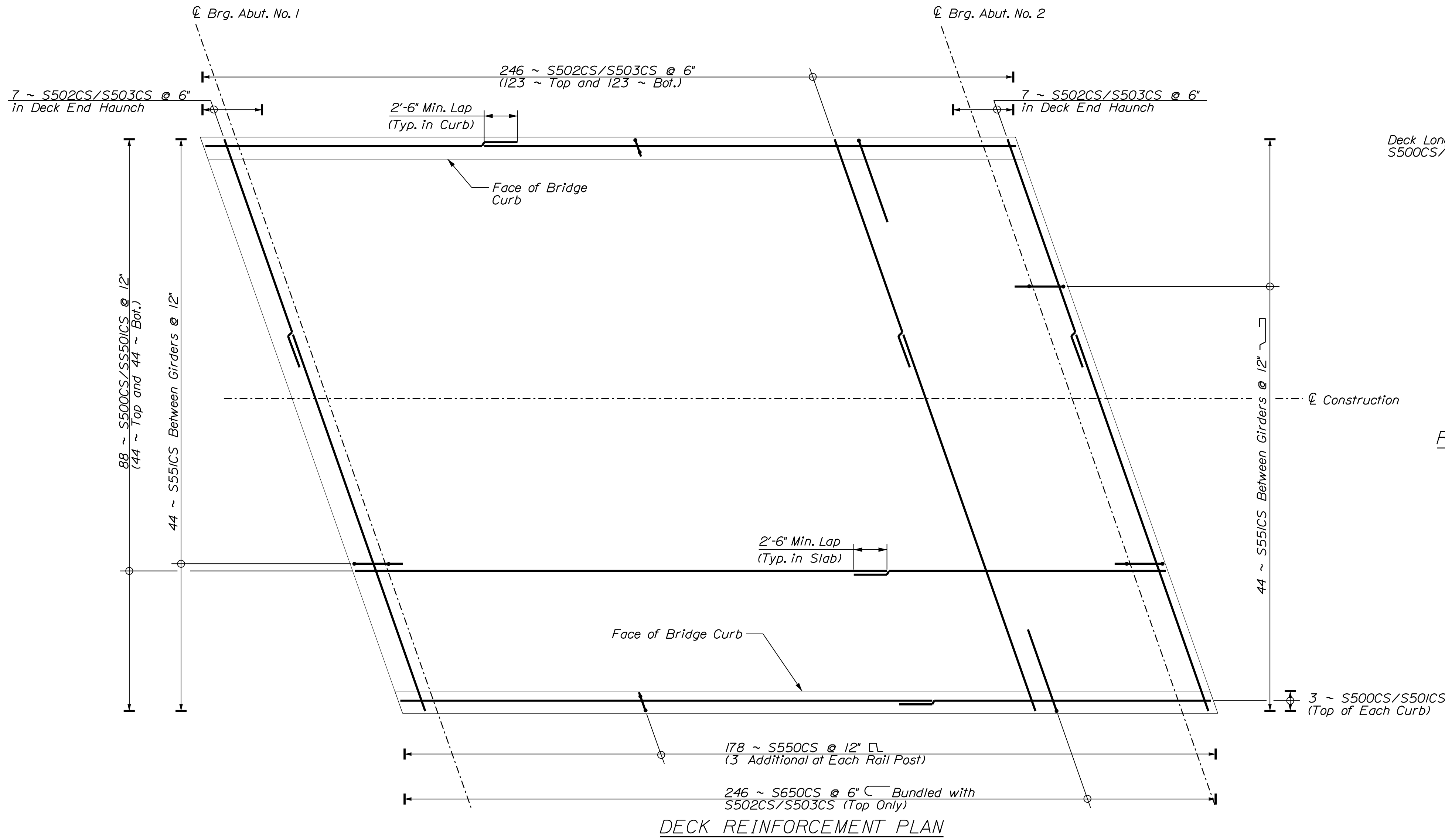
164

Date: 6/6/2022

Username: tagular

Division:

Filename: ... \160_Deck_Reinforcing.dgn



STATE OF MAINE
DEPARTMENT OF TRANSPORTATION

2189401

WINS: 21894.01 & 21900.01
BRIDGE NOS: 5813 & 1461

PROJ. MANAGER
DESIGN-DETAILED
CHECKED-REVIEWED
DESIGN-DETAILED
DESIGN-DETAILED
REVISIONS 1
REVISIONS 2
REVISIONS 3
REVISIONS 4
FIELD CHANGES

D. EATON
T. AQUILAR
T. MCALLIFFE
S. LISTER

S. LINDSLEY
B. COLBURN
M. LOVETT

DATE
04-22
04-22
04-22

BY
SIGNATURE

P.E. NUMBER

DATE

I-95 NB WEBB ROAD BRIDGE
I-95 SB WEBB ROAD BRIDGE
WATERVILLE
KENNEBEC COUNTY

DECK REINFORCEMENT

SHEET NUMBER
165

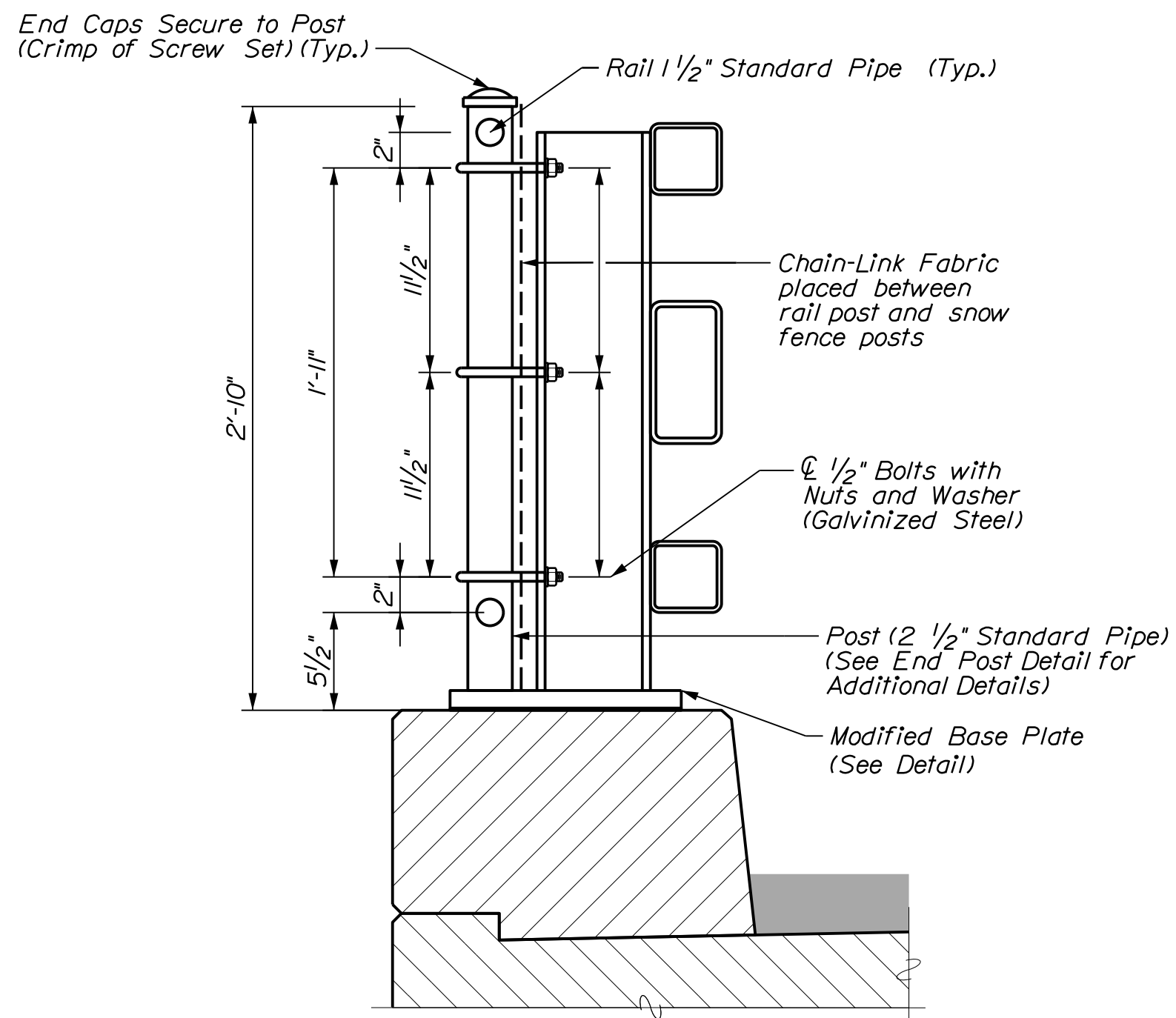
OF 169

Date: 6/6/2022

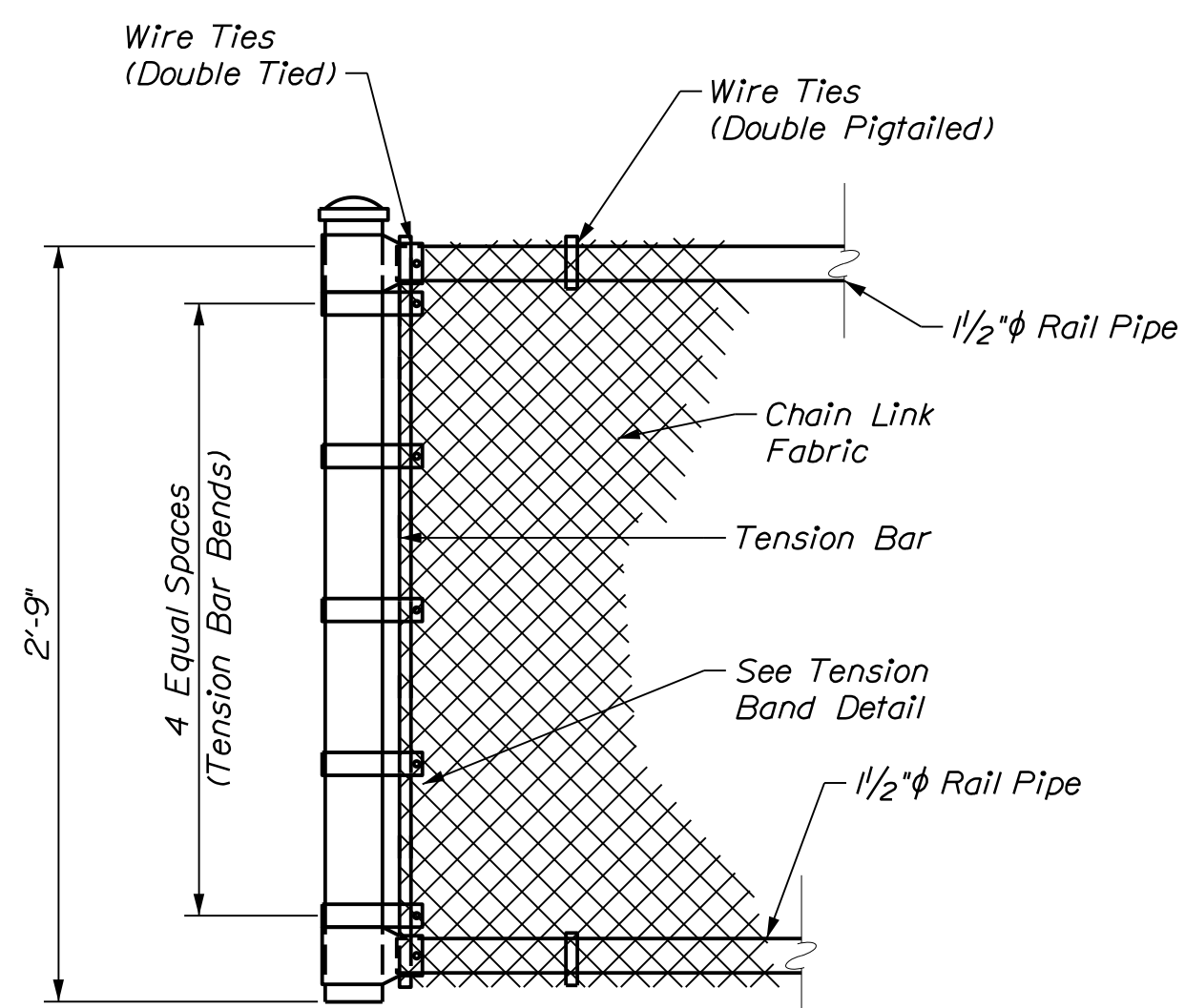
Username: tagular

Division:

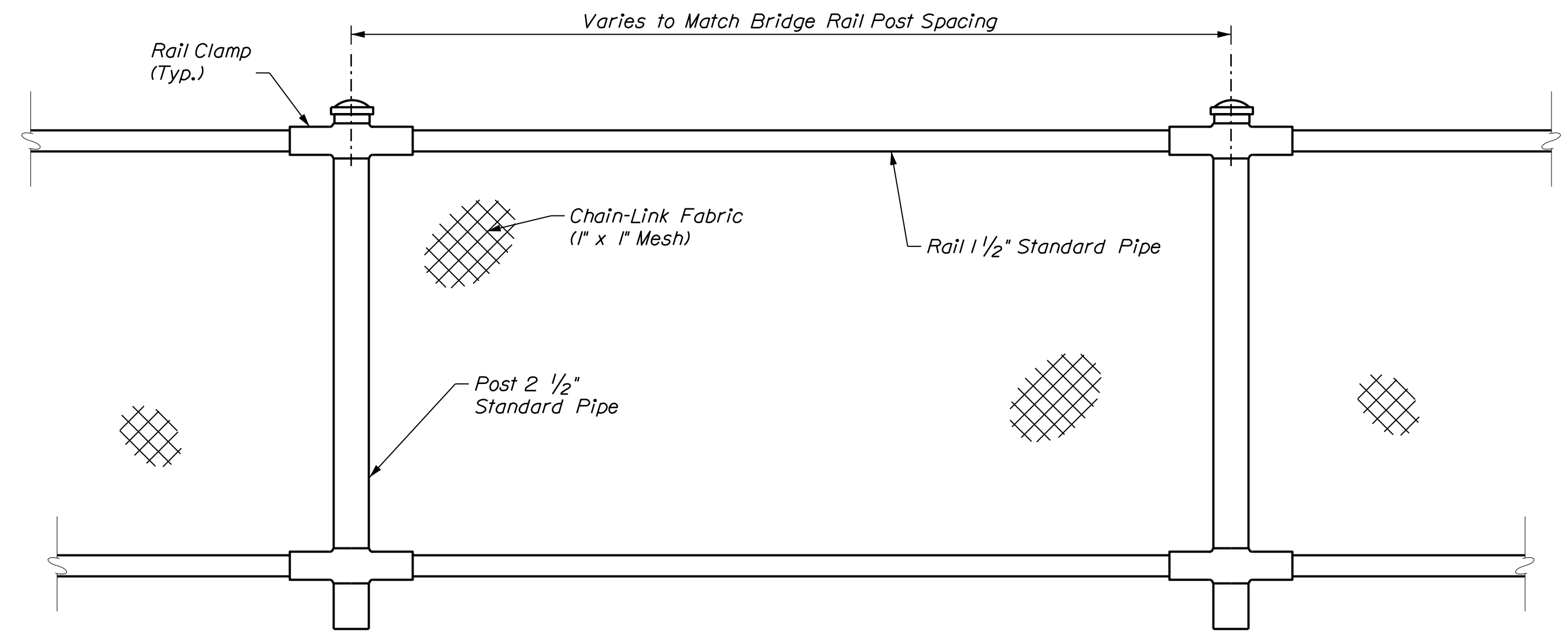
Filename: ... \Drawings\161_Snow Fence.dgn



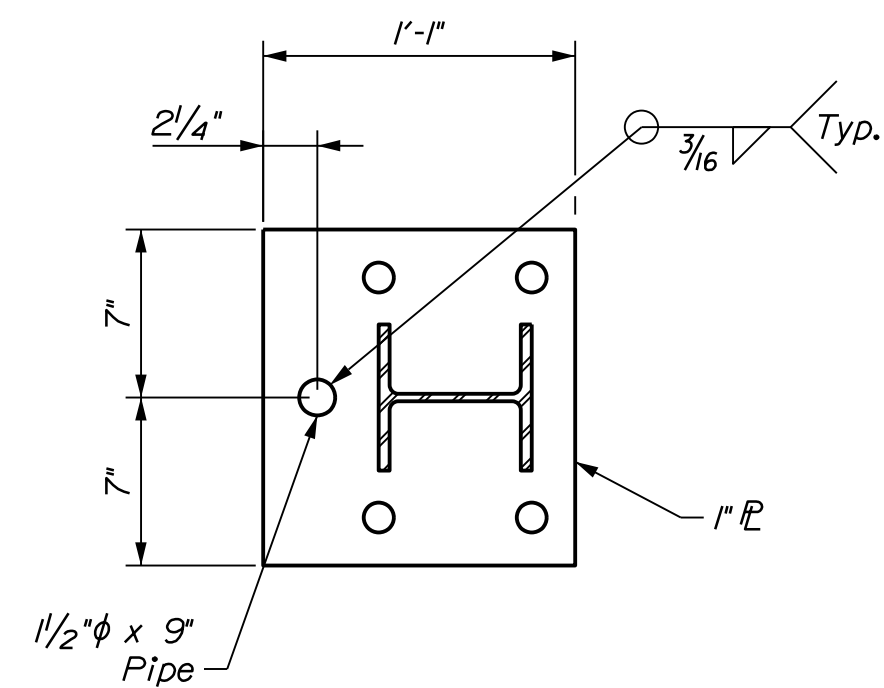
SNOW FENCE CONNECTION DETAIL



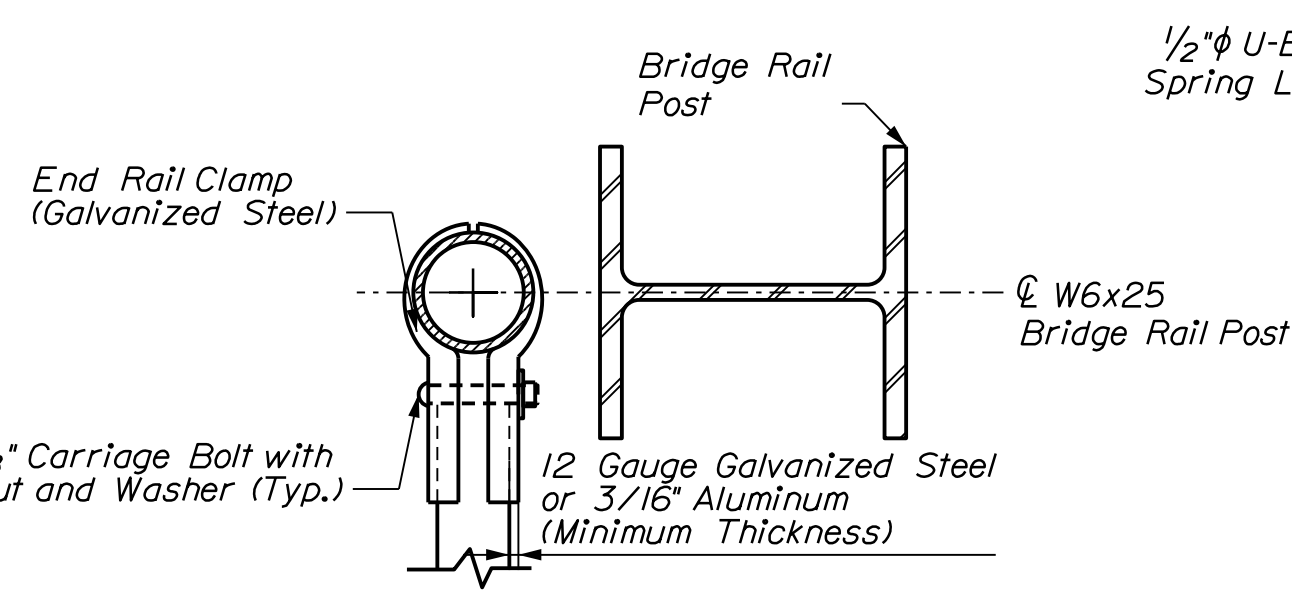
END POST DETAIL



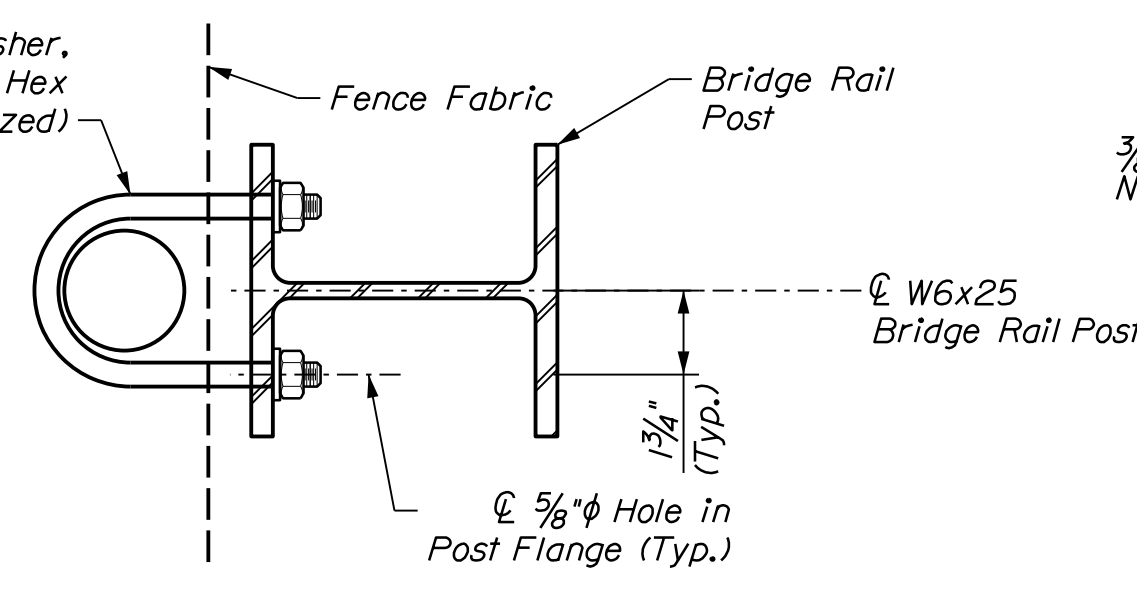
ELEVATION - SNOW FENCE



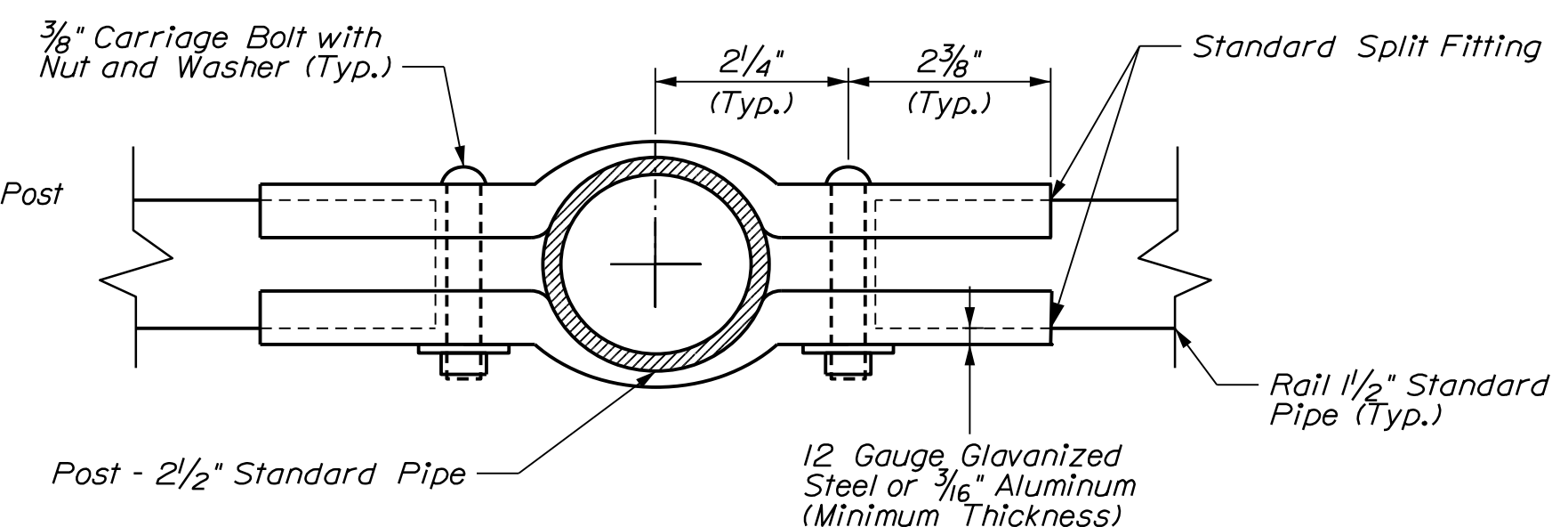
MODIFIED BASE PLATE DETAIL



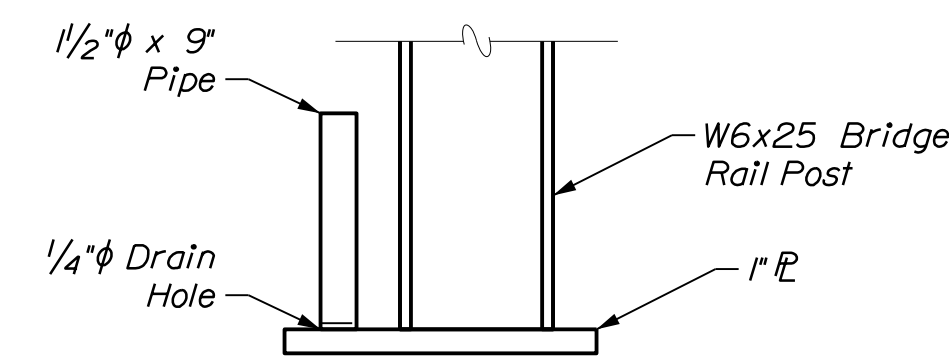
END POST DETAIL
(U-Bolt Not Shown)



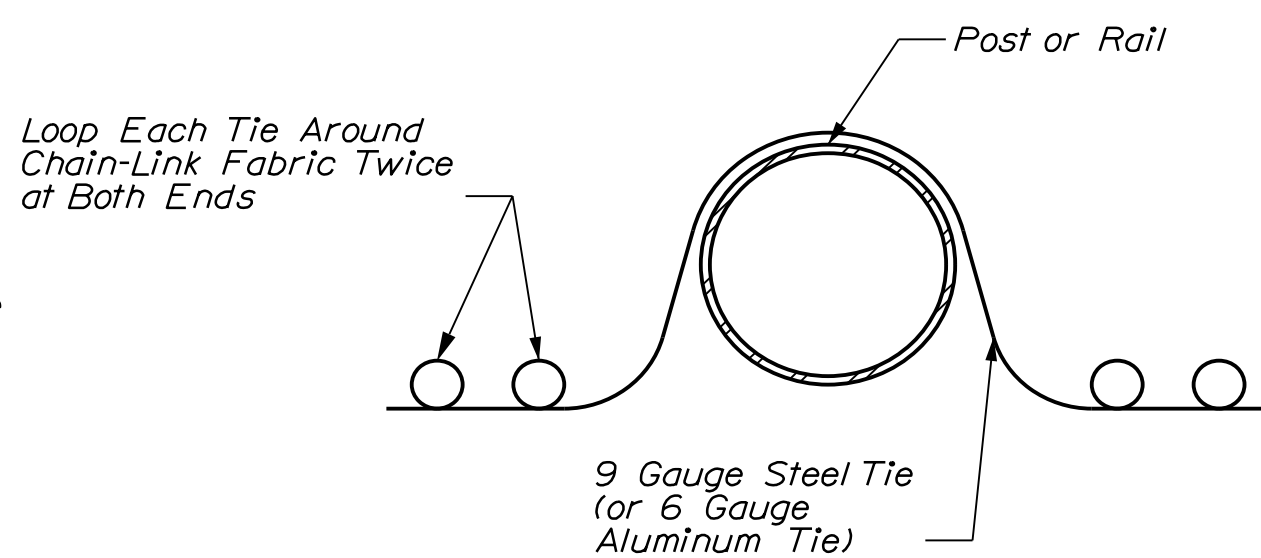
U-BOLT CONNECTION DETAIL



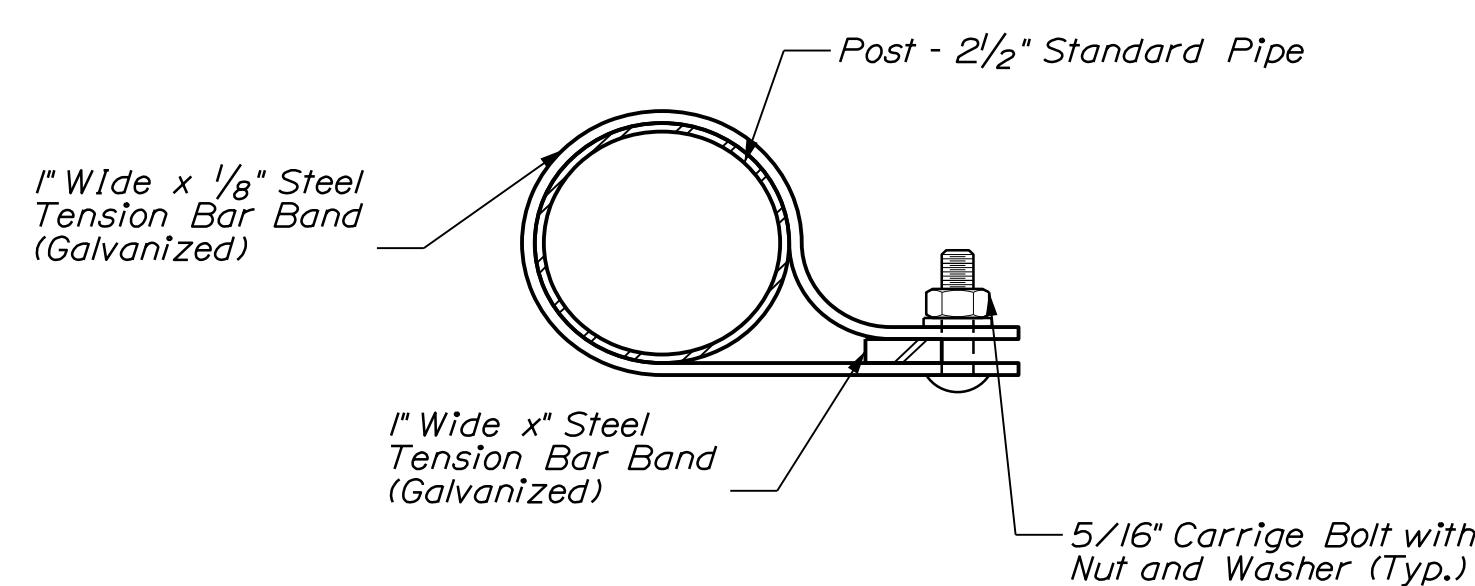
RAIL CLAMP DETAIL



MODIFIED BASE PLATE ELEVATION



DOUBLE PIGTAILED TIE



TENSION BAND DETAIL

SNOW FENCE NOTES

- Chain-Link fence shall conform to Section 710.03 and Special Provision Section 607. The size of wire mesh (fabric) shall be 1'.
- Wire ties shall be standard round 9 gauge zinc-or aluminum-coated steel or 6 gauge aluminum alloy conforming to ASTM F626. All ties shall be wrapped around chain-link fabric twice (double pigtailed) at both ends. Space ties @ 6' o.c. to bottom rail and @ 12' o.c. to all posts and other rails. Mechanical/Power fastened fence ties acceptable.
- For limits of Snow Fence installation, see Superstructure Plan Sheet.
- Post and rail pipe shall be hot-dip galvanized. All pipe shall be schedule 40, standard weight. Nominal pipe sizes are shown.
- Tension bars, bar bands, boulevard and end rail clamps shall be steel or aluminum alloy conforming to AASHTO M181 (ASTM F626). Steel components shall be hot-dip galvanized in accordance with AASHTO M111 (ASTM A123) or AASHTO M232 (ASTM A153) as applicable.
- All bolts and nuts shall be steel conforming to ASTM A307 and ASTM A563 grade A respectively. Washers shall be hardened steel commercial type A plain and shall meet the dimensional requirements of ANSI B18.22. All bolts, nuts, and washers shall be hot-dip galvanized in accordance with AASHTO M111 (ASTM A123) or AASHTO M232 (ASTM A153) as applicable.
- Rail may be field cut (sawn) to fit post spacing. Repair galvanizing on cut edges in accordance with ASTM A780.
- Payment for modified base plate will be considered incidental to related contract items.

STATE OF MAINE
DEPARTMENT OF TRANSPORTATION
2189401
WINS: 21894.01 & 21900.01
BRIDGE NOS: 5813 & 1461
BRIDGE PLANS

PROJ. MANAGER	BY	DATE	SIGNATURE	P.E. NUMBER	DATE
D. EATON	T. AGUIAR	04-22			
DESIGN DETAILED	S. LINDSLEY	04-22			
CHECKED/REVIEWED	B. COLBURN	04-22			
DESIGN DETAILED	M. LOVETT	04-22			
REVISIONS 1					
REVISIONS 2					
REVISIONS 3					
REVISIONS 4					
FIELD CHANGES					

I-95 NB WEBB ROAD BRIDGE
I-95 SB WEBB ROAD BRIDGE
WATERVILLE
KENNEBEC COUNTY
SNOW FENCE DETAILS

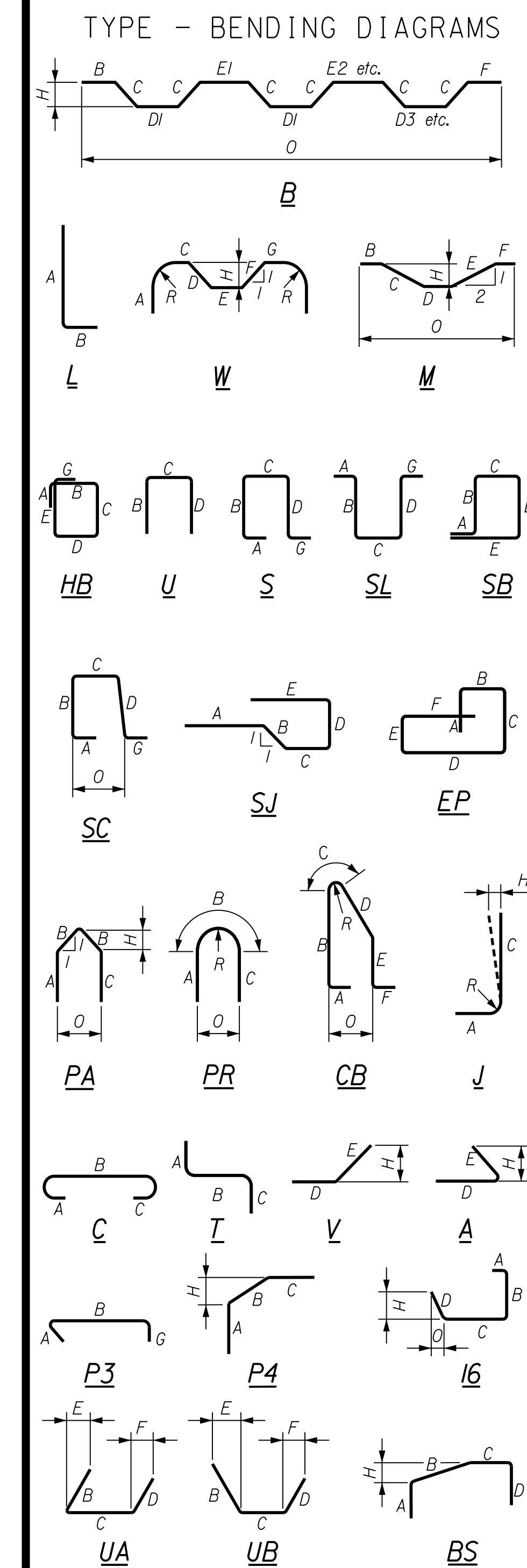
SHEET NUMBER
166
OF 169

Date: 6/6/2022

Username: togular

File: ... \167_Reinforcing_Schedule - NB.dgn Division:

STRAIGHT BARS				BENT BARS																				
MARK	QTY.	LENGTH	LOCATION	MARK	QTY.	LENGTH	LOCATION	MARK	QTY.	LENGTH	TYPE	A	B	C	D	E	F	G	H	O	R	LOCATION		
Abutment No. 1 (Plain Rebar)				Abutment No. 2 (Plain Rebar)				Abutment No. 1 (Plain Rebar)																
A600	44	40'-0"	Footing Long. (Top & Bot.)	B600	44	40'-0"	Footing Long. (Top & Bot.)	A650	184	4'-6"	U		1'-0"	2'-6"	1'-0"								Footing End U-Bar	
A601	44	17'-8"	Footing Long. (Top & Bot.)	B601	44	17'-8"	Footing Long. (Top & Bot.)	A651	44	4'-4"	U		1'-0"	2'-4"	1'-0"								Footing End U-Bar	
A602	22	29'-0"	Footing Long. (Top & Bot.)	B602	22	34'-0"	Footing Long. (Top & Bot.)	Abutment No. 1 (Low-Carbon Chromium)																
A603	22	25'-0"	Footing Long. (Top & Bot.)	B603	22	25'-0"	Footing Long. (Top & Bot.)	A550CS	40	5'-4"	P4	2'-3"	10"	2'-3"							6"		Approach Slab Pin	
A604	22	27'-8"	Footing Long. (Top & Bot.)	B604	22	32'-8"	Footing Long. (Top & Bot.)	A551CS	28	7'-6"	U		2'-11"	1'-8"	2'-11"								Pedestal	
A605	22	19'-5"	Footing Long. (Top & Bot.)	B605	22	19'-5"	Footing Long. (Top & Bot.)	A552CS	28	8'-6"	U		2'-11"	2'-8"	2'-11"								Pedestal	
A700	109	20'-6"	Footing Transverse (Bot.)	B700	115	20'-6"	Footing Transverse (Bot.)	A650CS	104	9'-9"	L	8'-9"	1'-0"										Footing Vertical L-Bar	
A800	214	20'-6"	Footing Transverse (Top)	B800	225	20'-6"	Footing Transverse (Top)	A651CS	51	5'-8"	BS	1'-0"	1'-10"	1'-10"	1'-0"					4"			Abutment Seat	
Abutment No. 1 (Low-Carbon Chromium)				Abutment No. 2 (Low-Carbon Chromium)				A652CS	48	10'-8"	U		4'-9"	1'-2"	4'-9"								Backwall Top U-Bar	
A600CS	61	17'-7"	Stem Vertical Bar	B600CS	61	18'-1"	Stem Vertical Bar	A653CS	7	13'-6"	U		6'-2"	1'-2"	6'-2"								Backwall Top U-Bar	
A601CS	30	26'-9"	Stem and Backwall Horiz. Bar	B601CS	31	22'-6"	Stem and Backwall Horiz. Bar	A654CS	2	9'-0"	U		3'-11"	1'-2"	3'-11"								Backwall Curb Horizontal Bar	
A602CS	30	25'-11"	Stem and Backwall Horiz. Bar	B602CS	31	30'-2"	Stem and Backwall Horiz. Bar	A655CS	2	5'-10"	U		2'-4"	1'-2"	2'-4"								Backwall Curb Horizontal Bar	
A603CS	22	26'-6"	Stem Horizontal Bar	B603CS	23	22'-3"	Stem Horizontal Bar	A656CS	22	6'-3"	V				3'-0"	3'-3"				2'-11 1/4"			Stem End V-Bar	
A604CS	22	21'-7"	Stem Horizontal Bar	B604CS	23	25'-10"	Stem Horizontal Bar	A657CS	22	7'-5"	I6	0"	3'-5"	1'-0"	3'-0"					1'-3 1/2"	2'-8 1/2"		Stem End I6-Bar	
A605CS	20	13'-6"	Wingwall Vertical Bar	B605CS	20	14'-6"	Wingwall Vertical Bar	A658CS	22	8'-9"	V				3'-0"	5'-9"				2'-5 3/4"			Stem End V-Bar	
A606CS	18	18'-7"	Wingwall Horizontal Bar	B606CS	19	18'-7"	Wingwall Horizontal Bar	A659CS	22	7'-0"	I6	0"	3'-0"	1'-0"	3'-0"					2'-9"	1'-3 1/2"		Stem End I6-Bar	
A607CS	16	21'-3"	Wingwall Horizontal Bar	B607CS	15	26'-3"	Wingwall Horizontal Bar	A660CS	5	5'-1"	V				3'-11"	1'-2"				6"			Backwall End V-Bar	
A608CS	2	19'-10"	Wingwall Top Diagonal Bar	B608CS	2	19'-8"	Wingwall Top Diagonal Bar	A661CS	5	5'-0"	V				3'-11"	1'-1"				5 3/4"			Backwall End V-Bar	
A609CS	2	23'-0"	Wingwall Top Diagonal Bar	B609CS	2	28'-1"	Wingwall Top Diagonal Bar	A662CS	5	4'-1"	V				2'-11"	1'-2"				1'-1/2"			Backwall End V-Bar	
A610CS	82	11'-3"	Wingwall Vertical Bar	B610CS	92	12'-10"	Wingwall Vertical Bar	A663CS	5	2'-11"	V				2'-6"	5"				4 1/2"			Backwall End V-Bar	
A611CS	18	19'-4"	Wingwall Horizontal Bar	B611CS	28	10'-9"	Wingwall Vertical Bar	A664CS	34	4'-6"	U		1'-0"	2'-6"	1'-0"								Wingwall End U-Bar	
A612CS	16	24'-4"	Wingwall Horizontal Bar	B612CS	19	19'-4"	Wingwall Horizontal Bar	A665CS	43	7'-2"	U		3'-0"	1'-2"	3'-0"								Wingwall Top U-Bar	
A613CS	23	11'-9"	Wingwall Vertical Bar	B613CS	15	29'-4"	Wingwall Horizontal Bar	A666CS	4	3'-6"	L	1'-6"	2'-0"										Stem End L-Bar	
A614CS	2	18'-7"	Wingwall Horizontal Bar	B614CS	2	26'-3"	Wingwall Horizontal Bar	A667CS	6	4'-6"	L	1'-6"	3'-0"										Stem End L-Bar	
A615CS	2	16'-9"	Wingwall Horizontal Bar	B615CS	2	24'-5"	Wingwall Horizontal Bar	A750CS	90	16'-2"	L	13'-6"	2'-8"										Wingwall Vertical L-Bar	
A616CS	2	14'-5"	Wingwall Horizontal Bar	B616CS	2	22'-0"	Wingwall Horizontal Bar	A850CS	197	12'-0"	L	10'-8"	1'-4"										Footing Vertical L-Bar	
A617CS	2	12'-0"	Wingwall Horizontal Bar	B617CS	2	19'-8"	Wingwall Horizontal Bar	Abutment No. 2 (Plain Rebar)																
A618CS	2	9'-7"	Wingwall Horizontal Bar	B618CS	2	17'-3"	Wingwall Horizontal Bar	B650	194	4'-6"	U		1'-0"	2'-6"	1'-0"								Footing End U-Bar	
A619CS	2	7'-3"	Wingwall Horizontal Bar	B619CS	2	14'-11"	Wingwall Horizontal Bar	B651	44	4'-4"	U		1'-0"	2'-4"	1'-0"								Footing End U-Bar	
A620CS	2	4'-10"	Wingwall Horizontal Bar	B620CS	2	12'-6"	Wingwall Horizontal Bar	Abutment No. 2 (Low-Carbon Chromium)																
A621CS	2	2'-6"	Wingwall Horizontal Bar	B621CS	2	20'-4"	Wingwall Horizontal Bar	B550CS	40	5'-4"	P4	2'-3"	10"	2'-3"						6"			Approach Slab Pin	
A622CS	2	21'-3"	Wingwall Horizontal Bar	B622CS	2	7'-9"	Wingwall Horizontal Bar	B551CS	28	7'-6"	U		2'-11"	1'-8"	2'-11"								Pedestal	
A623CS	2	19'-9"	Wingwall Horizontal Bar	B623CS	2	5'-5"	Wingwall Horizontal Bar	B552CS	28	8'-6"	U		2'-11"	2'-8"	2'-11"								Pedestal	
A624CS	2	17'-9"	Wingwall Horizontal Bar	B624CS	2	3'-0"	Wingwall Horizontal Bar	B650CS	109	9'-9"	L	8'-9"	1'-0"										Footing Vertical L-Bar	
A625CS	2	15'-9"	Wingwall Horizontal Bar	B625CS	2	8"	Wingwall Horizontal Bar	B651CS	51	5'-8"	BS	1'-0"	1'-10"	1'-10"	1'-0"					4"			Abutment Seat	
A626CS	2	13'-10"	Wingwall Horizontal Bar	B626CS	2	18'-7"	Wingwall Horizontal Bar	B652CS	48	10'-8"	U		4'-9"	1'-2"	4'-9"								Backwall Top U-Bar	
A627CS	2	11'-10"	Wingwall Horizontal Bar	B627CS	2	16'-7"	Wingwall Horizontal Bar	B653CS	7	13'-6"	U		6'-2"	1'-2"	6'-2"								Backwall Top U-Bar	
A628CS	2	9'-10"	Wingwall Horizontal Bar	B628CS	2	14'-0"	Wingwall Horizontal Bar	B654CS	2	9'-0"	U		3'-11"	1'-2"	3'-11"								Backwall Curb Horizontal Bar	
A629CS	2	7'-10"	Wingwall Horizontal Bar	B629CS	2	11'-6"	Wingwall Horizontal Bar	B655CS	2	5'-10"	U		2'-4"	1'-2"	2'-4"								Backwall Curb Horizontal Bar	
A630CS	2	5'-11"	Wingwall Horizontal Bar	B630CS	2	8'-11"	Wingwall Horizontal Bar	B656CS	23	6'-3"	V				3'-0"	3'-3"				2'-11 1/4"			Stem End V-Bar	
A631CS	2	3'-11"	Wingwall Horizontal Bar	B631CS	2	6'-4"	Wingwall Horizontal Bar	B657CS	23	7'-5"	I6	0"	3'-5"	1'-0"	3'-0"					1'-3 1/2"	2'-8 1/2"		Stem End I6-Bar	
A632CS	2	1'-11"	Wingwall Horizontal Bar	B632CS	2	3'-10"	Wingwall Horizontal Bar	B658CS	23	8'-9"	V				3'-0"	5'-9"				2'-5 3/4"			Stem End V-Bar	
A700CS	107	17'-11"	Stem Vertical Bar	B700CS	107	18'-5"	Stem Vertical Bar	B659CS	23	7'-0"	I6	0"	3'-0"	1'-0"	3'-0"					2'-9"	1'-3 1/2"		Stem End I6-Bar	
Deck (Low-Carbon Chromium)				Deck (Low-Carbon Chromium)				B660CS	5	5'-1"	V				3'-11"	1'-2"			6"			Backwall End V-Bar		
S500CS	94	40'-0"	Primary Longitudinal	B661CS	5	5'-0"	V								3'-11"	1'-1"				5 3/4"			Backwall End V-Bar	
S501CS	94	23'-6"	Primary Longitudinal	B662CS	5	4'-1"	V								2'-11"	1'-2"				1'-1/2"			Backwall End V-Bar	
S502CS	260	30'-0"	Primary Transverse	B663CS	5	2'-11"	V								2'-6"	5"				4 1/2"			Backwall End V-Bar	
S503CS	260	18'-1"	Primary Transverse	B664CS	34	4'-6"	U					1'-0"	2'-6"	1'-0"									Wingwall End U-Bar	
Approach Slab (Low-Carbon Chromium)				Approach Slab (Low-Carbon Chromium)				B665CS	48	7'-2"	U				3'-0"	1'-2"	3'-0"						Wingwall Top U-Bar	
AS501CS	32	30'-0"	Approach Slab Transverse	B666CS	4	3'-6"	L	1'-6"	2'-0"														Stem End L-Bar	
AS502CS	32	12'-10"	Approach Slab Transverse	B667CS	6	4'-6"	L	1'-6"	3'-0"														Stem End L-Bar	
AS601CS	158	17'-11"	Approach Slab Longitudinal	B750CS	40	17'-2"	L	14'-6"	2'-8"														Wingwall Vertical L-Bar	
				B751CS	60	13'-5"	L	10'-9"	2'-8"														Wingwall Vertical L-Bar	
				A850CS	207	12'-0"	L	10'-8"	1'-4"														Footing Vertical L-Bar	
Deck (Low-Carbon Chromium)				Deck (Low-Carbon Chromium)				S550CS	178	5'-9"	SC	10"	1'-5"	1'-4"									1'-5"	Curb Stirrup
				S551CS	88	6'-8"	SJ	1'-0"	10"	3'-1"	9"	1'-0"												Deck Haunch
				S650CS	246	8'-3"	C	7"	6'-6"	0"														Deck Overhang



All dimensions are out-to-out of bar.

Bending details and hooks shall conform to the recommendations of the current revision of ACI Standard 315 and ACI Standard 318.

Reinforcing Bar:
 ASTM A615 / A615M, Grade 60 (U.S.N.O.)
 ASTM A1035-CS, Grade 100 (Bar Marks ending in 'CS')

GENERAL NOTES

- The first two digits following the letter(s) of the mark indicate the size of the bar:
 Mark 'A502' - bar size #5
 Mark 'P805' - bar size #8
 Mark 'S650' - bar size #6
- Each crank bar, Type B, may be replaced by two (2) straight bars (one top and one bottom) of the same bar size as the crank bar. Payment in either case will be based on crank bars as schedule on the plans.

STATE OF MAINE
 DEPARTMENT OF TRANSPORTATION
 2189401
 WIN
 BRIDGE NOS. 5813 & 21894.01 & 21900.01
 BRIDGE PLANS

PROJ. MANAGER: T. AQUILAR
 DESIGN-DETAILED: T. AQUILAR
 CHECKED-REVIEWED: T. MCALEER
 DESIGNED-DRAWN: S. LISTER
 DATE: 04-22

PROJ. MANAGER: M. LOVETT
 DESIGN-DETAILED: S. LISTER
 CHECKED-REVIEWED: M. LOVETT
 DATE: 04-22

REVISIONS:
 1
 2
 3
 4

1-95 NB\WEBB ROAD BRIDGE
 1-95 SB\WEBB ROAD BRIDGE
 WATERVILLE KENNEBEC COUNTY
REINFORCING SCHEDULE
NORTHBOUND BRIDGE

SHEET NUMBER
167
 OF 169

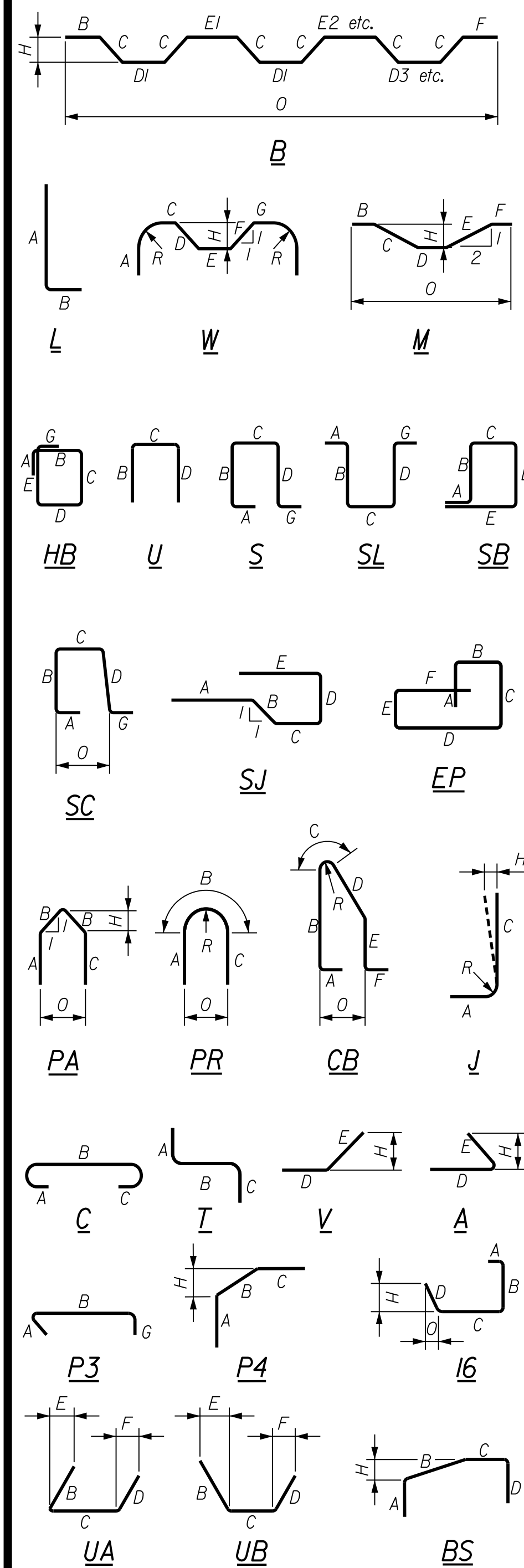
Date: 6/6/2022

Username: togular

Filename: ... \168_Reinforcing_Schedule - SB.dgn Division:

STRAIGHT BARS				BENT BARS																				
MARK	QTY.	LENGTH	LOCATION	MARK	QTY.	LENGTH	LOCATION	MARK	QTY.	LENGTH	TYPE	A	B	C	D	E	F	G	H	O	R	LOCATION		
Abutment No. 1 (Plain Rebar)				Abutment No. 2 (Plain Rebar)				Abutment No. 1 (Plain Rebar)																
A600	44	40'-0"	Footing Long. (Top & Bot.)	B600	44	40'-0"	Footing Long. (Top & Bot.)	A650	188	4'-6"	U		1'-0"	2'-6"	1'-0"								Footing End U-Bar	
A601	44	17'-8"	Footing Long. (Top & Bot.)	B601	44	17'-8"	Footing Long. (Top & Bot.)	A651	44	4'-4"	U		1'-0"	2'-4"	1'-0"								Footing End U-Bar	
A602	22	29'-0"	Footing Long. (Top & Bot.)	B602	22	39'-0"	Footing Long. (Top & Bot.)	Abutment No. 1 (Low-Carbon Chromium)																
A603	22	27'-6"	Footing Long. (Top & Bot.)	B603	22	27'-6"	Footing Long. (Top & Bot.)	A550CS	40	5'-4"	P4	2'-3"	10"	2'-3"						6"			Approach Slab Pin	
A604	22	27'-8"	Footing Long. (Top & Bot.)	B604	22	37'-10"	Footing Long. (Top & Bot.)	A551CS	28	7'-6"	U		2'-11"	1'-8"	2'-11"								Pedestal	
A605	22	21'-11"	Footing Long. (Top & Bot.)	B605	22	22'-0"	Footing Long. (Top & Bot.)	A552CS	28	8'-6"	U		2'-11"	2'-8"	2'-11"								Pedestal	
A700	112	20'-6"	Footing Transverse (Bot.)	B700	122	20'-6"	Footing Transverse (Bot.)	A650CS	107	9'-9"	L	8'-9"	1'-0"										Footing Vertical L-Bar	
A800	218	20'-6"	Footing Transverse (Top)	B800	239	20'-6"	Footing Transverse (Top)	A651CS	51	5'-8"	BS	1'-0"	1'-10"	1'-10"	1'-0"					4"			Abutment Seat	
Abutment No. 1 (Low-Carbon Chromium)				Abutment No. 2 (Low-Carbon Chromium)				A652CS	48	10'-8"	U		4'-9"	1'-2"	4'-9"								Backwall Top U-Bar	
A600CS	61	17'-5"	Stem Vertical Bar	B600CS	61	17'-0"	Stem Vertical Bar	A653CS	7	13'-10"	U		6'-4"	1'-2"	6'-4"								Backwall Top U-Bar	
A601CS	30	22'-6"	Stem and Backwall Horiz. Bar	B601CS	30	26'-9"	Stem and Backwall Horiz. Bar	A654CS	2	9'-0"	U		3'-11"	1'-2"	3'-11"								Backwall Curb Horizontal Bar	
A602CS	30	30'-2"	Stem and Backwall Horiz. Bar	B602CS	30	25'-7"	Stem and Backwall Horiz. Bar	A655CS	2	5'-10"	U		2'-4"	1'-2"	2'-4"								Backwall Curb Horizontal Bar	
A603CS	22	22'-3"	Stem Horizontal Bar	B603CS	22	26'-6"	Stem Horizontal Bar	A656CS	22	6'-3"	V				3'-0"	3'-3"				2'-11 1/4"			Stem End V-Bar	
A604CS	22	25'-10"	Stem Horizontal Bar	B604CS	22	21'-7"	Stem Horizontal Bar	A657CS	22	7'-5"	I6	0"	3'-5"	1'-0"	3'-0"					1'-3 1/2"	2'-8 1/2"		Stem End I6-Bar	
A605CS	23	12'-9"	Wingwall Vertical Bar	B605CS	23	12'-6"	Wingwall Vertical Bar	A658CS	22	8'-9"	V				3'-0"	5'-9"				2'-5 3/4"			Stem End V-Bar	
A606CS	17	21'-1"	Wingwall Horizontal Bar	B606CS	17	21'-1"	Wingwall Horizontal Bar	A659CS	22	7'-0"	I6	0"	3'-0"	1'-0"	3'-0"					2'-9"	1'-3 1/2"		Stem End I6-Bar	
A607CS	16	21'-3"	Wingwall Horizontal Bar	B607CS	13	31'-3"	Wingwall Horizontal Bar	A660CS	5	5'-1"	V				3'-11"	1'-2"				6"			Backwall End V-Bar	
A608CS	2	22'-5"	Wingwall Top Diagonal Bar	B608CS	2	22'-2"	Wingwall Top Diagonal Bar	A661CS	5	5'-0"	V				3'-11"	1'-1"				5 3/4"			Backwall End V-Bar	
A609CS	2	22'-11"	Wingwall Top Diagonal Bar	B609CS	2	33'-2"	Wingwall Top Diagonal Bar	A662CS	5	4'-1"	V				2'-11"	1'-2"				1'-1/2"			Backwall End V-Bar	
A610CS	88	11'-4"	Wingwall Vertical Bar	B610CS	108	14'-2"	Wingwall Vertical Bar	A663CS	5	2'-11"	V					5"				4 1/2"			Backwall End V-Bar	
A611CS	17	21'-1"	Wingwall Horizontal Bar	B611CS	33	8'-6"	Wingwall Vertical Bar	A664CS	33	4'-6"	U		1'-0"	2'-6"	1'-0"								Wingwall End U-Bar	
A612CS	16	24'-4"	Wingwall Horizontal Bar	B612CS	13	34'-4"	Wingwall Horizontal Bar	A665CS	46	7'-2"	U		3'-0"	1'-2"	3'-0"								Wingwall Top U-Bar	
A613CS	23	11'-6"	Wingwall Vertical Bar	B613CS	17	21'-10"	Wingwall Horizontal Bar	A666CS	4	3'-6"	L	1'-6"	2'-0"										Stem End L-Bar	
A614CS	2	21'-1"	Wingwall Horizontal Bar	B614CS	2	31'-2"	Wingwall Horizontal Bar	A667CS	6	4'-6"	L	1'-6"	3'-0"										Stem End L-Bar	
A615CS	2	19'-2"	Wingwall Horizontal Bar	B615CS	2	29'-4"	Wingwall Horizontal Bar	A750CS	95	15'-5"	L	12'-9"	2'-8"										Wingwall Vertical L-Bar	
A616CS	2	16'-8"	Wingwall Horizontal Bar	B616CS	2	26'-10"	Wingwall Horizontal Bar	A850CS	202	12'-0"	L	10'-8"	1'-4"										Footing Vertical L-Bar	
A617CS	2	14'-3"	Wingwall Horizontal Bar	B617CS	2	24'-4"	Wingwall Horizontal Bar	Abutment No. 2 (Plain Rebar)																
A618CS	2	11'-9"	Wingwall Horizontal Bar	B618CS	2	21'-10"	Wingwall Horizontal Bar	B650	208	4'-6"	U		1'-0"	2'-6"	1'-0"								Footing End U-Bar	
A619CS	2	9'-3"	Wingwall Horizontal Bar	B619CS	2	19'-4"	Wingwall Horizontal Bar	B651	44	4'-4"	U		1'-0"	2'-4"	1'-0"								Footing End U-Bar	
A620CS	2	6'-10"	Wingwall Horizontal Bar	B620CS	2	16'-11"	Wingwall Horizontal Bar	Abutment No. 2 (Low-Carbon Chromium)																
A621CS	2	4'-4"	Wingwall Horizontal Bar	B621CS	2	14'-5"	Wingwall Horizontal Bar	B550CS	40	5'-4"	P4	2'-3"	10"	2'-3"					6"				Approach Slab Pin	
A622CS	2	1'-10"	Wingwall Horizontal Bar	B622CS	2	11'-11"	Wingwall Horizontal Bar	B551CS	28	7'-6"	U		2'-11"	1'-8"	2'-11"								Pedestal	
A623CS	2	21'-3"	Wingwall Horizontal Bar	B623CS	2	9'-5"	Wingwall Horizontal Bar	B552CS	28	8'-6"	U		2'-11"	2'-8"	2'-11"								Pedestal	
A624CS	2	19'-6"	Wingwall Horizontal Bar	B624CS	2	7'-0"	Wingwall Horizontal Bar	B650CS	117	9'-9"	L	8'-9"	1'-0"										Footing Vertical L-Bar	
A625CS	2	17'-4"	Wingwall Horizontal Bar	B625CS	2	4'-6"	Wingwall Horizontal Bar	B651CS	51	5'-8"	BS	1'-0"	1'-10"	1'-10"	1'-0"					4"			Abutment Seat	
A626CS	2	15'-1"	Wingwall Horizontal Bar	B626CS	2	2'-0"	Wingwall Horizontal Bar	B652CS	48	10'-8"	U		4'-9"	1'-2"	4'-9"								Backwall Top U-Bar	
A627CS	2	12'-10"	Wingwall Horizontal Bar	B627CS	2	21'-1"	Wingwall Horizontal Bar	B653CS	7	13'-6"	U		6'-2"	1'-2"	6'-2"								Backwall Top U-Bar	
A628CS	2	10'-7"	Wingwall Horizontal Bar	B628CS	2	19'-2"	Wingwall Horizontal Bar	B654CS	2	9'-0"	U		3'-11"	1'-2"	3'-11"								Backwall Curb Horizontal Bar	
A629CS	2	8'-5"	Wingwall Horizontal Bar	B629CS	2	16'-7"	Wingwall Horizontal Bar	B655CS	2	5'-10"	U		2'-4"	1'-2"	2'-4"								Backwall Curb Horizontal Bar	
A630CS	2	6'-2"	Wingwall Horizontal Bar	B630CS	2	14'-1"	Wingwall Horizontal Bar	B656CS	22	6'-3"	V				3'-0"	3'-3"				2'-11 1/4"			Stem End V-Bar	
A631CS	2	3'-11"	Wingwall Horizontal Bar	B631CS	2	11'-7"	Wingwall Horizontal Bar	B657CS	22	7'-5"	I6	0"	3'-5"	1'-0"	3'-0"					1'-3 1/2"	2'-8 1/2"		Stem End I6-Bar	
A632CS	2	1'-8"	Wingwall Horizontal Bar	B632CS	2	9'-0"	Wingwall Horizontal Bar	B658CS	22	8'-9"	V				3'-0"	5'-9"				2'-5 3/4"			Stem End V-Bar	
A700CS	107	17'-9"	Stem Vertical Bar	B634CS	2	4'-0"	Wingwall Horizontal Bar	B659CS	22	7'-0"	I6	0"	3'-0"	1'-0"	3'-0"					2'-9"	1'-3 1/2"		Stem End I6-Bar	
Deck (Low-Carbon Chromium)				B635CS	2	1'-6"	Wingwall Horizontal Bar	B660CS	5	5'-1"	V				3'-11"	1'-2"				6"			Backwall End V-Bar	
S500CS	94	40'-0"	Primary Longitudinal	B700CS	107	17'-4"	Stem Vertical Bar	B661CS	5	5'-0"	V				3'-11"	1'-1"				5 3/4"			Backwall End V-Bar	
S501CS	94	23'-6"	Primary Longitudinal					B662CS	5	4'-1"	V				2'-11"	1'-2"				1'-1/2"			Backwall End V-Bar	
S502CS	260	30'-0"	Primary Transverse					B663CS	5	2'-11"	V				2'-6"	5"				4 1/2"			Backwall End V-Bar	
S503CS	260	18'-1"	Primary Transverse					B664CS	30	4'-6"	U		1'-0"	2'-6"	1'-0"								Wingwall End U-Bar	
Approach Slab (Low-Carbon Chromium)								B665CS	56	7'-2"	U		3'-0"	1'-2"	3'-0"								Wingwall Top U-Bar	
AS501CS	32	30'-0"	Approach Slab Transverse					B666CS	4	3'-6"	L	1'-6"	2'-0"										Stem End L-Bar	
AS502CS	32	12'-10"	Approach Slab Transverse					B667CS	6	4'-6"	L	1'-6"	3'-0"										Stem End L-Bar	
AS601CS	158	15'-2"	Approach Slab Longitudinal					B750CS	45	11'-2"	L	8'-6"	2'-8"										Wingwall Vertical L-Bar	
								B751CS	70	15'-2"	L	12'-6"	2'-8"										Wingwall Vertical L-Bar	
								A850CS	222	12'-0"	L	10'-8"	1'-4"										Footing Vertical L-Bar	
								Deck (Low-Carbon Chromium)																
								S550CS	178	5'-9"	SC	10"	1'-5"	1'-4"							1'-5"			Curb Stirrup
								S551CS	88	6'-8"	SJ	1'-0"	10"	3'-1"	9"	1'-0"								Deck Haunch
								S650CS	246	8'-3"	C	7"	6'-6"	0"										Deck Overhang

TYPE - BENDING DIAGRAMS



All dimensions are out-to-out of bar.

Bending details and hooks shall conform to the recommendations of the current revision of ACI Standard 315 and ACI Standard 318.

Reinforcing Bar:
 ASTM A615 / A615M, Grade 60 (U.S.N.O.)
 ASTM A1035-CS, Grade 100 (Bar Marks ending in 'CS')

GENERAL NOTES

- The first two digits following the letter(s) of the mark indicate the size of the bar:
 Mark 'A502' - bar size #5
 Mark 'P805' - bar size #8
 Mark 'S650' - bar size #6
- Each crank bar, Type B, may be replaced by two (2) straight bars (one top and one bottom) of the same bar size as the crank bar. Payment in either case will be based on crank bars as schedule on the plans.

STATE OF MAINE
 DEPARTMENT OF TRANSPORTATION
 2189401
 WIN
 BRIDGE NOS. 5813 & 21894.01 & 21900.01
 BRIDGE PLANS

PROJECT: I-95 NB WEBB ROAD BRIDGE
 I-95 SB WEBB ROAD BRIDGE
 WATERVILLE KENNEBEC COUNTY
 REINFORCING SCHEDULE
 SOUTHBOUND BRIDGE

PROJ. MANAGER	D. EATON	DATE	BY	DATE
DESIGN-DETAILED	T. AQUILAR	04-22	S. LINDSLEY	04-22
CHECKED-REVIEWED	T. MACALIFFE	04-22	B. COLBURN	04-22
DESIGN-DETAILED	S. LISTER	04-22	M. LOVETT	04-22
REVISIONS 1				
REVISIONS 2				
REVISIONS 3				
REVISIONS 4				
FIELD CHANGES				

SHEET NUMBER
 168
 OF 169

Town, County, State _____
 Approx. Property Lines _____ P.L.
 Existing Right of Way _____
 Limits of Wrought Portion _____ L.O.W.P.
 Control Of Access _____ C.O.A.
 New Right of Way _____
 New Easement _____
 New Temporary Rights _____
 New R/W Within Existing R/W _____

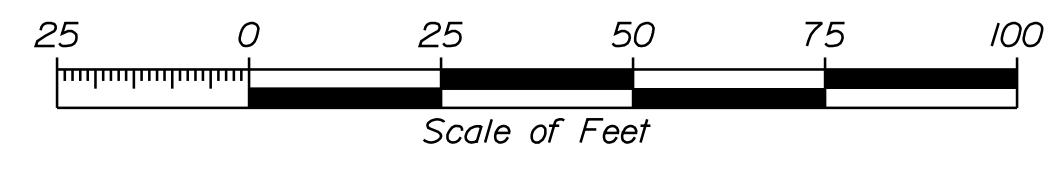
New R/W Along Existing R/W _____
 Building _____
 Trees Conifer _____ Deciduous _____
 Tree Line _____
 Water Edge _____
 Ledge _____
 Fence CHAIN LINK _____ BARB WIRE _____ STOCKADE _____
 Sign _____ Well _____ Mailbox _____
 Clearing Limit Line _____
 Bush Line _____
 Rock/Boulder _____
 Flag Pole _____

PLAN LEGEND

Sanitary Sewer	Existing	Proposed
Telephone Line	Existing	Proposed
Electric Line	Existing	Proposed
Water Line	Existing	Proposed
Underdrain Line	Existing	Proposed
Gas Line	Existing	Proposed
Guardrail	Existing	Proposed
Culvert	Existing	Proposed
Traveled Way	Existing	Proposed
Ditch	Existing	Proposed
Catch Basin	Existing	Proposed
Manhole	Existing	Proposed
Sewer Manhole	Existing	Proposed
Utility Pole	Existing	Proposed
Fire Hydrant	Existing	Proposed
Curbing	Existing	Proposed

Cut Line	Fill Line
Stonewall	Retaining Wall
Baseline 10+00	11+00
12+00	
Monument	Traverse Point
Iron Rod Found IRF	Pipe Found IPF
Replacement Pin Set	

THIS PLAN WAS PREPARED IN CONNECTION WITH THE DEPARTMENT'S ACQUISITION OF REAL PROPERTY FOR TRANSPORTATION PURPOSES. IT CANNOT BE USED TO ESTABLISH LEGAL BOUNDARIES BETWEEN ABUTTING PROPERTY OWNERS.



STATE OF MAINE
 REGISTRY OF DEEDS

COUNTY _____
 RECEIVED _____
 at _____ h _____ m _____ M and
 recorded in Plan Bk _____, Pg. _____
 Attest: _____ REGISTER

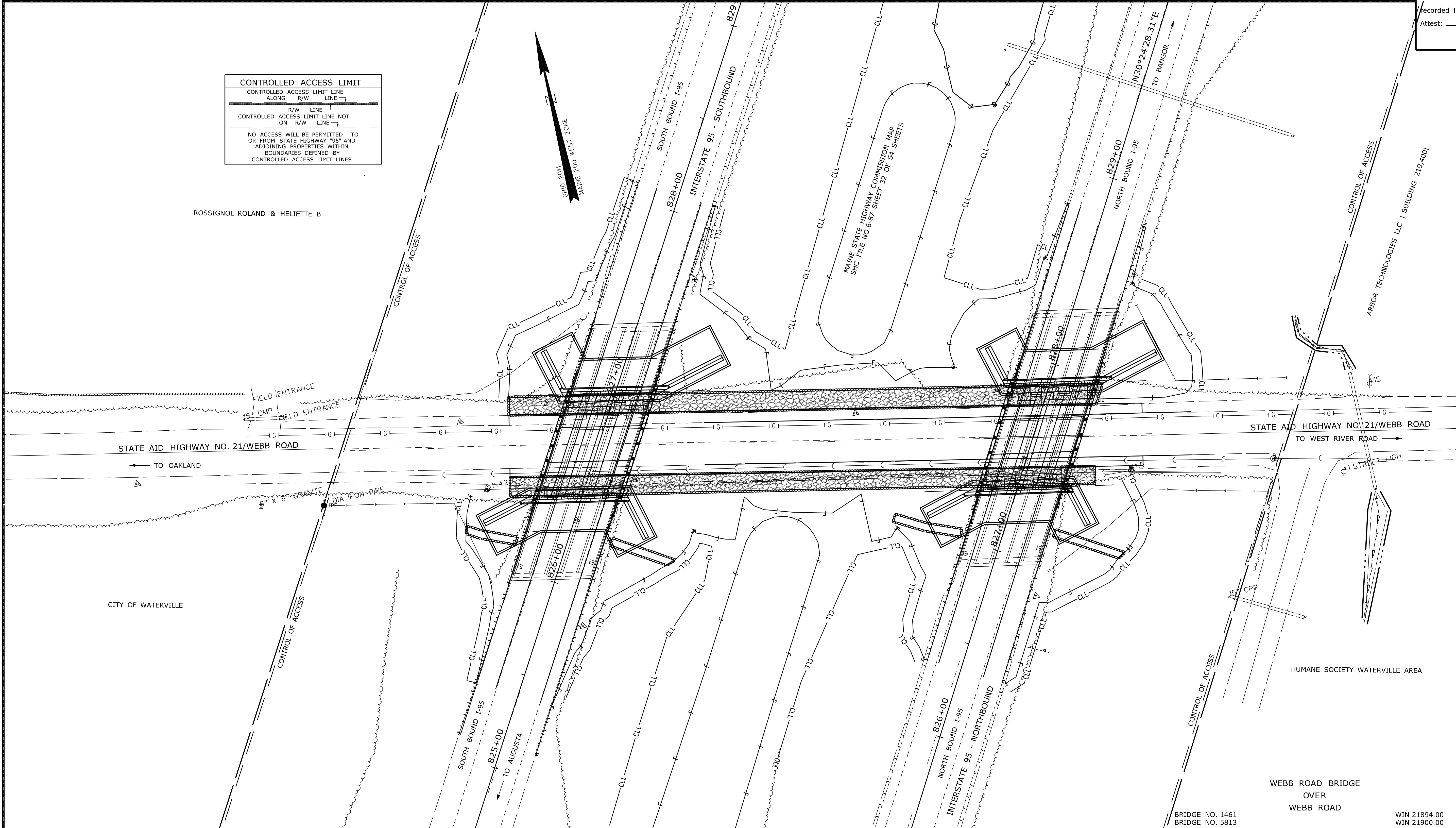
CONTROLLED ACCESS LIMIT

CONTROLLED ACCESS LIMIT LINE ALONG R/W LINE

R/W LINE

CONTROLLED ACCESS LIMIT LINE NOT ON R/W LINE

NO ACCESS WILL BE PERMITTED TO OR FROM STATE HIGHWAY "95" AND ADJOINING PROPERTIES WITHIN BOUNDARIES DEFINED BY CONTROLLED ACCESS LIMIT LINES



PRELIMINARY PLAN

ITEM	TECH	CHECKED
EXISTING CONDITION PLAN	JDF	GLL
FINAL RIGHT OF WAY AREAS		

STATE OF MAINE
 DEPARTMENT OF TRANSPORTATION
 16 STATE HOUSE STATION - AUGUSTA, ME 04333-0016 • 207-624-3460
 WATERVERILLE
 RIGHT OF WAY MAP

REVISIONS			PLAN FILED IN PLAN BOOK				PAGE COUNTY RECORD			
NO.	DATE	DESCRIPTION	BY	NO.	GRANTOR	PAGE	INSTRUMENT	DATE	BOOK	PAGE

BRUCE A. VAN NOTE
 COMMISSIONER
 JOYCE NOEL TAYLOR
 CHIEF ENGINEER

DATE _____

STATE AID HIGHWAY NO. 21
 WEBB ROAD
 WATERVERILLE KENNEBEC COUNTY
 FEDERAL AID PROJECT NO. 2189(401)

APRIL 2022
 SCALE 1" = 25'

RIGHT-OF-WAY MAP
 SHEET 1 OF 1

FOR OFFICE USE ONLY
 PLANS NOT TO BE RECORDED

SHEET NUMBER
169
 OF 169

Date: \$date\$

Username: \$user\$

Division: \$wkgroup\$

Filename: \$file\$