



STATE OF MAINE
DEPARTMENT OF TRANSPORTATION
16 STATE HOUSE STATION
AUGUSTA, MAINE 04333-0016

Janet T. Mills
GOVERNOR

Bruce A. Van Note
COMMISSIONER

April 4, 2025
Subject: Safety Improvements
WIN: 024205.00
Location: **Augusta-Waterville**
Amendment No. 2 (correction)

Dear Sir/Ms.:

Please disregard Amendment No. 1 dated April 3, 2025 (labeled Amendment No. 2) and replace with the information in this amendment

Please make the following changes to the Bid Book:

INSERT attached; Plan set entitled "AUGUSTA KENNENEBOC COUNTY ROUTE 3 BRIDGE OVER INTERSTATE 95-Route 3" as an additional plan set.

The following questions have been received:

Question: I was looking at the bridge items and the plan sheet link does not have any plans to view. Are there plans available? If not I will ask a question about the dimensions for the bridge work because it cannot be priced without them.

Response: Please see the attached bridge detail information.

Consider these changes and information prior to submitting your bid on **April 9, 2025**.

Sincerely,

George M. A. Macdougall P.E.
Contracts & Specifications Engineer

STATE OF MAINE

DEPARTMENT OF TRANSPORTATION



AUGUSTA

KENNEBEC COUNTY

STATE ROUTE 3 BRIDGE

OVER

INTERSTATE 95

ROUTE 3

FEDERAL PROJECT NO. 2420500

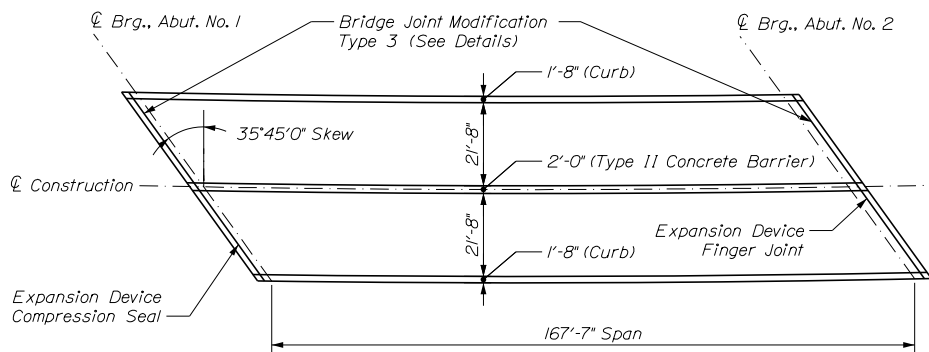
STATE PROJECT NO. 24205.00

PROJECT LENGTH 0.320 mile

BRIDGE JOINT HEADER REPLACEMENT

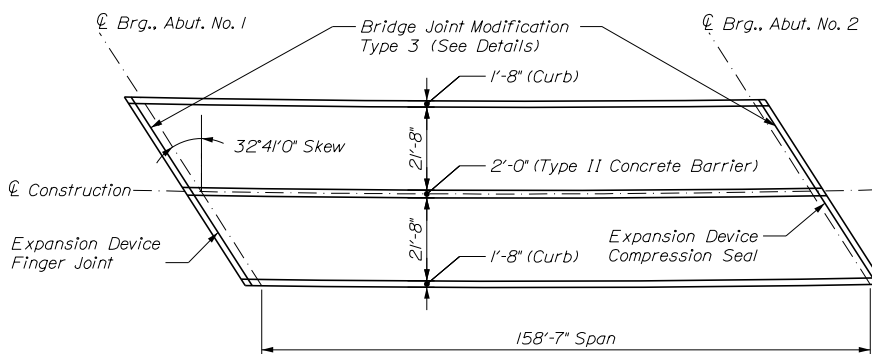
BRIDGE NUMBERS 6406 & 6407

SIGNATURE _____ P.E. NUMBER _____ DATE _____		STATE OF MAINE DEPARTMENT OF TRANSPORTATION	
		APPROVED	DATE
		COMMISSIONER:	
		CHIEF ENGINEER:	
STATE OF MAINE DEPARTMENT OF TRANSPORTATION	AUGUSTA KENNEBEC COUNTY		SHEET NUMBER
WIN 24205.00	TITLE SHEET		1 OF 3



STATE ROUTE 3 BRIDGE OVER I-95 SOUTHBOUND

(Bridge No. 6407)



STATE ROUTE 3 BRIDGE OVER I-95 NORTHBOUND

(Bridge No. 6406)

STATE OF MAINE
DEPARTMENT OF TRANSPORTATION

STATE ROUTE 3 BRIDGE
AUGUSTA KENNEBEC

WIN 24205.00

PLANS

SHEET NUMBER

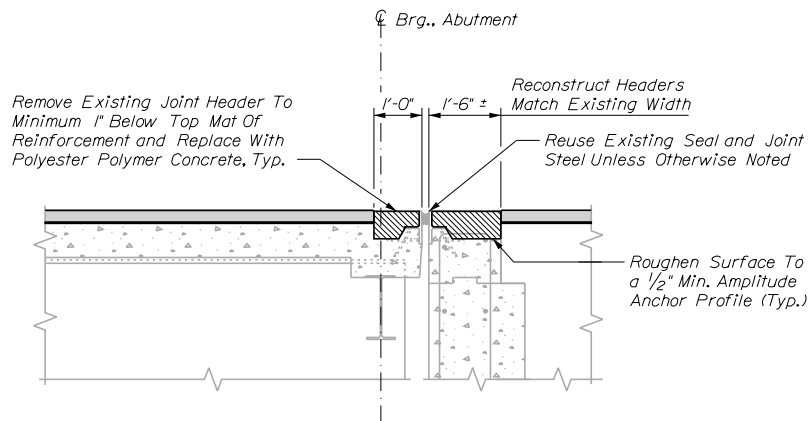
2

OF 3

BRIDGE JOINT TYPE 3 RECOMMENDED SEQUENCE:

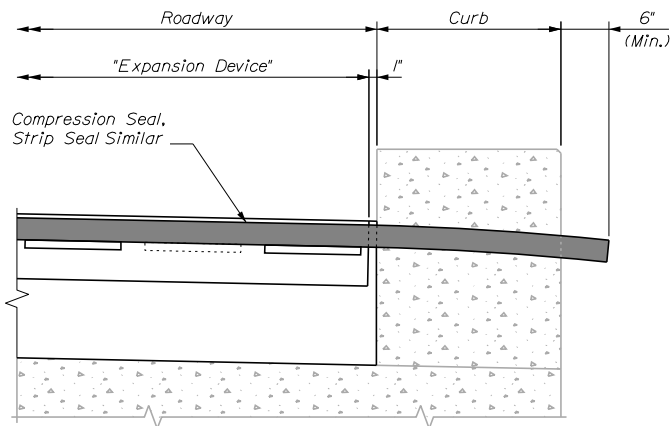
The following sequence is provided for informational purposes and is not intended to dictate Contractor's means and methods.

1. Remove headers at joints per plans and specifications.
2. Complete wearing surface milling as indicated on plans or as directed by Resident at joint locations.
3. Pave milled areas through the project, including headers, ensuring 3" depth of pavement at the joint locations. Shield existing joints during paving operation to prevent damage.
4. Saw cut new pavement surface where required to complete joint header replacement.
5. Place header concrete to match new paved surface. Complete additional joint work as indicated on plans or as directed by the Resident.



BRIDGE JOINT MODIFICATION TYPE 3

(Compression seal shown, existing joint may be finger joint or gland seal)



BRIDGE JOINT DETAIL AT CURB

STATE OF MAINE
DEPARTMENT OF TRANSPORTATION

WIN 24205.00

STATE ROUTE 3 BRIDGE
AUGUSTA KENNEBEC

BRIDGE JOINT MODIFICATION
TYPE 3 DETAILS

SHEET NUMBER

3

OF 3