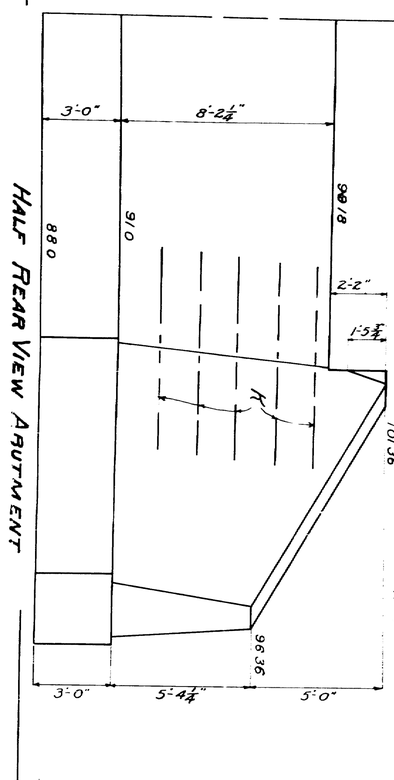

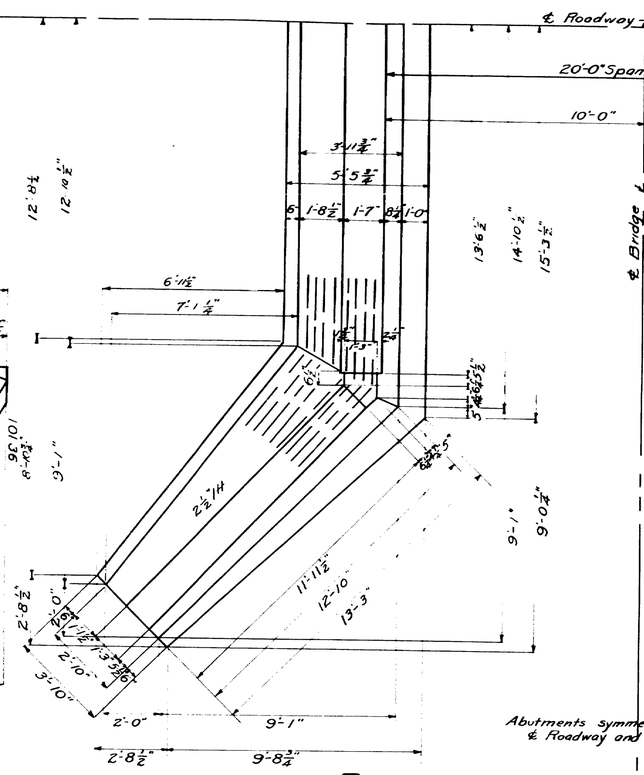

PLAN

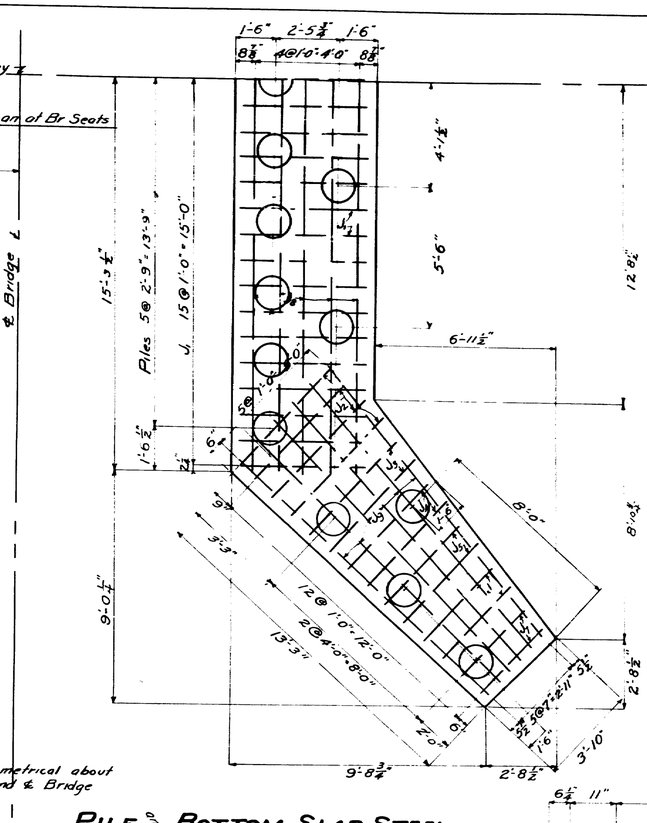

PILE and BOTTOM SLAB STEEL PLAN

46 Piles Required

Length to be determined by driving test pile

Load per Pile 15 Tons

Abutments symmetrical about ℄ Roadway and ℄ Bridge

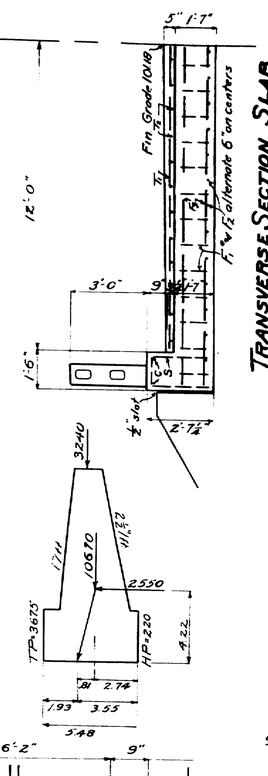

TRANSVERSE SECTION SLAB

STEEL SCHEDULE

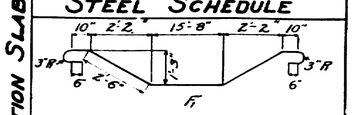

F_1 1"φ 27 Req'd 24'-10¾" Top Slab

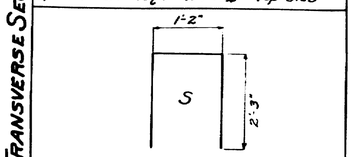

S ½"φ 30 Req'd 5'-8" Curbs

STRAIGHT BARS

Mark	Size	No. Req'd	Length	Location
F_2	1φ	28	22'-10"	Top Slab
K	¾"φ	32	8'-0"	Abutments
P	¾"φ	32	4'-0	Posts
J_1	¾"φ	62	5'-0"	Footing
J_2	¾"φ	16	5'-0"	"
J_3	¾"φ	8	4'-9"	"
J_4	¾"φ	8	4'-6"	"
J_5	¾"φ	8	4'-2"	"
J_6	¾"φ	8	3'-10"	"
J_7	¾"φ	8	3'-7"	"
J_8	¾"φ	20	18'-0"	"
J_9	¾"φ	24	13'-0"	"
R	⅜"φ	24	6'-3"	Rails
C	½"φ	4	22'-6"	Curbs
T_1	⅞"φ	23	23'-9"	Wearing Surface
T_2	⅞"φ	24	22'-3"	"
F_3	½"φ	9	26'-6"	Slab

All steel to be plain round bars of structural grade. All demensions to ℄ of bars.

H_{15} Loading

Single Live Load - f_s = 16,000; f_c = 650; n = 15

Cover the ½" slot between superstructure and substructure, on the back side with two thicknesses of heavy roofing felt. Coat concrete and backside of each layer, as applied, with hot tar or asphalt. Felt to be 10" wide. The area to be covered by the felt is to be recessed ¼" by nailing thin strips to the forms before concrete is placed.

K bars to be placed at junction of each wing and breastwall, spaced 18" vertically, 6" from back form, also 6" below bridge seats at 4" on centers horizontally. Bend in field to fit forms.

Place ½" roofing felt on bridge seat, one abutment only.

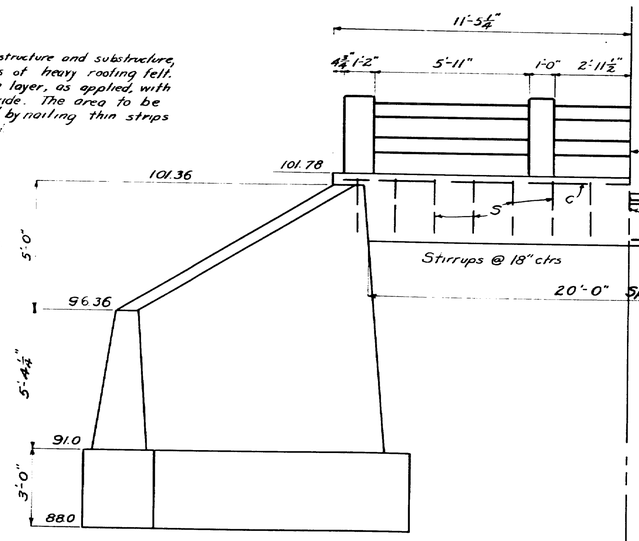

ELEVATION

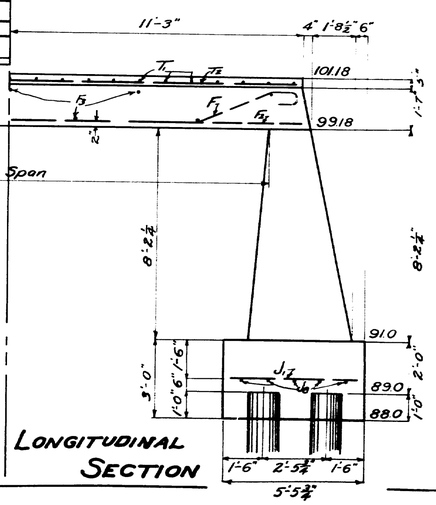

LONGITUDINAL SECTION

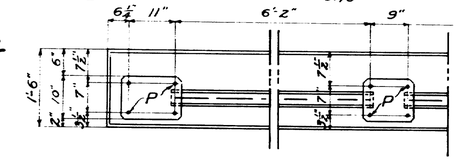

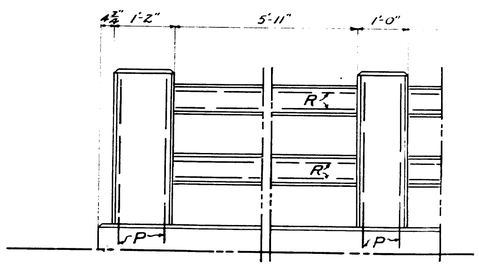

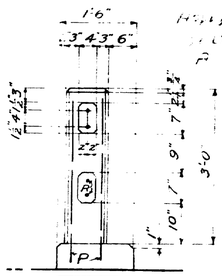

RAIL DETAILS

Curb and slab to be cast together. Steel for posts to be set in curb. Precast bars in lengths of 6'-4". Place rail bars in position with ends projecting into post forms 2½". Wrap ends 6" with two thicknesses of light roofing felt. Fold in ends and when post forms are removed cut away all felt exposed. Chamfer all exposed edges of concrete ½" unless otherwise indicated.

Cut as per H.A.'s due to error in Highway Div. B.M. Highways were not number and post furnished NA, Plan 5D on top of Conc. Abutments [illegible] Duc [illegible]

Town 09-14
Bridge 2464

WPA Project No Maine 1014-4

STATE HIGHWAY COMMISSION
BRIDGE DIVISION

LITTLE POND BRIDGE
OVER
LITTLE POND STREAM
IN THE TOWN OF
FRYEBURG - OXFORD CO
BRIDGE DETAILS

Sheet 2 of 2 Augusta, Maine Aug 193

0-102

LSC
CLE

0 1 2 3 4 5 INCHES