

**Updated 05/15/2020**

# **STATE PROJECT**

## BIDDING INSTRUCTIONS

### FOR ALL PROJECTS:

1. Use pen and ink to complete all paper Bids.
2. As a minimum, the following must be received prior to the time of Bid opening:

#### For a Paper Bid:

- a) a copy of the Notice to Contractors, b) the completed Acknowledgement of Bid Amendments form, c) the completed Schedule of Items, d) two copies of the completed and signed Contract Offer, Agreement & Award form, e) a Bid Guaranty, (if required), and f) any other certifications or Bid requirements listed in the Bid Documents as due by Bid opening.

#### For an Electronic Bid:

**NOTE: Not all projects accept Electronic Bids. Please review the Notice to Contractors and see if it specifically states that Electronic Bids will be accepted.**

- a) a completed Bid using Expedite® software and submitted via the Bid Express™ web-based service, b) an electronic Bid Guaranty (if required) or a faxed copy of a Bid Bond (with original to be delivered within 72 hours), and c) any other Certifications or Bid requirements listed in the Bid Documents as due by Bid opening.
3. Include prices for all items in the Schedule of Items (excluding non-selected alternates).
4. Bid Guaranty acceptable forms are:
  - a) a properly completed and signed Bid Bond on the Department's prescribed form (or on a form that does not contain any significant variations from the Department's form as determined by the Department) for 5% of the Bid Amount or
  - b) an Official Bank Check, Cashier's Check, Certified Check, U.S. Postal Money Order or Negotiable Certificate of Deposit in the amount stated in the Notice to Contractors or
  - c) an electronic bid bond submitted with an electronic bid.
5. If a paper Bid is to be sent, "FedEx First Overnight" delivery is suggested as the package is delivered directly to the DOT Headquarters Building located at 16 Child Street in Augusta. Other means, such as U.S. Postal Service's Express Mail has proven not to be reliable.

### IN ADDITION, FOR FEDERAL AID PROJECTS:

6. Complete the DBE Proposed Utilization form, and submit with your bid. If you are submitting your bid electronically, you must FAX the form to (207) 624-3431. This is a curable defect.

*If you need further information regarding Bid preparation, call the DOT  
Contracts Section at (207) 624-3410.*

*For complete bidding requirements, refer to Section 102 of the Maine Department  
of Transportation, Standard Specifications, March 2020 Edition.*

# NOTICE

The Maine Department of Transportation is attempting to improve the way Bid Amendments/Addendums are handled, and allow for an electronic downloading of bid packages from our website, while continuing to maintain an optional plan holders list.

Prospective bidders, subcontractors or suppliers who wish to download a copy of the bid package and receive a courtesy notification of project specific bid amendments must fill out the on-line plan holder registration form and provide an email address to the MDOT Contracts mailbox at: [MDOT.contracts@maine.gov](mailto:MDOT.contracts@maine.gov). Each bid package will require a separate request.

Additionally, interested parties will be responsible for reviewing and retrieving the Bid Amendments from our web site, and acknowledging receipt and incorporating those Bid Amendments in their bids using the Acknowledgement of Bid Amendment Form.

The downloading of bid packages from the MDOT website is not the same as providing an electronic bid to the Department. Electronic bids must be submitted via <http://www.BIDX.com>. For information on electronic bidding contact Rebecca Snowden at [rebecca.snowden@maine.gov](mailto:rebecca.snowden@maine.gov) or Guy Berthiaume at [guy.berthiaume@maine.gov](mailto:guy.berthiaume@maine.gov).

# NOTICE

For security and other reasons, all Bid Packages which are mailed, shall be provided in double (one envelope inside the other) envelopes. The *Inner Envelope* shall have the following information provided on it:

Bid Enclosed - Do Not Open

PIN:

Town:

Date of Bid Opening:

Name of Contractor with mailing address and telephone number:

In Addition to the usual address information, the *Outer Envelope* should have written or typed on it:

Double Envelope: Bid Enclosed

PIN:

Town:

Date of Bid Opening:

Name of Contractor:

*This should not be much of a change for those of you who use Federal Express or similar services.*

Hand-carried Bids may be in one envelope as before, and should be marked with the following information:

Bid Enclosed: Do Not Open

PIN:

Town:

Name of Contractor:

October 16, 2001

**STATE OF MAINE DEPARTMENT OF TRANSPORTATION**  
Bid Guaranty-Bid Bond Form

**KNOW ALL MEN BY THESE PRESENTS THAT** \_\_\_\_\_

\_\_\_\_\_ of the City/Town of \_\_\_\_\_ and State of \_\_\_\_\_

as Principal, and \_\_\_\_\_ as Surety, a

Corporation duly organized under the laws of the State of \_\_\_\_\_ and having a usual place of

Business in \_\_\_\_\_ and hereby held and firmly bound unto the Treasurer of

the State of Maine in the sum of \_\_\_\_\_ for payment which Principal and Surety bind

themselves, their heirs, executors, administrators, successors and assigns, jointly and severally.

The condition of this obligation is that the Principal has submitted to the Maine Department of

Transportation, hereafter Department, a certain bid, attached hereto and incorporated as a

part herein, to enter into a written contract for the construction of \_\_\_\_\_

\_\_\_\_\_ and if the Department shall accept said bid

and the Principal shall execute and deliver a contract in the form attached hereto (properly

completed in accordance with said bid) and shall furnish bonds for this faithful performance of

said contract, and for the payment of all persons performing labor or furnishing material in

connection therewith, and shall in all other respects perform the agreement created by the

acceptance of said bid, then this obligation shall be null and void; otherwise it shall remain in full

force, and effect.

Signed and sealed this \_\_\_\_\_ day of \_\_\_\_\_ 20\_\_\_\_\_

WITNESS:

\_\_\_\_\_

\_\_\_\_\_

\_\_\_\_\_

WITNESS

\_\_\_\_\_

\_\_\_\_\_

\_\_\_\_\_

PRINCIPAL:

By \_\_\_\_\_

By: \_\_\_\_\_

By: \_\_\_\_\_

SURETY:

By \_\_\_\_\_

By: \_\_\_\_\_

Name of Local Agency: \_\_\_\_\_

# NOTICE

Bidders:

Please use the attached “Request for Information” form when submitting questions concerning specific Contracts that have been advertised for Bid, include additional numbered pages as required. RFI’s may be faxed to 207-624-3431, submitted electronically through the Departments web page of advertised projects by selecting the RFI tab on the project details page or via e-mail to [RFI-Contracts.MDOT@maine.gov](mailto:RFI-Contracts.MDOT@maine.gov).

These are the only allowable mechanisms for answering Project specific questions. Maine DOT will not be bound to any answers to Project specific questions received during the Bidding phase through other processes.

When submitting RFIs by Email please follow the same guidelines as stated on the “Request for Information” form and include the word “RFI” along with the Project name and Identification number in the subject line.



## **Vendor Registration**

Prospective Bidders must register as a vendor with the Department of Administrative & Financial Services if the vendor is awarded a contract. Vendors will not be able to receive payment without first being registered. Vendors/Contractors will find information and register through the following link –

<http://www.maine.gov/purchases/venbid/index.shtml>

**STATE OF MAINE DEPARTMENT OF TRANSPORTATION  
NOTICE TO CONTRACTORS**

Sealed Bids addressed to the Maine Department of Transportation, Augusta, Maine 04333 and endorsed on the wrapper "Bids for **Large Culvert Rehabilitation** in the Town of **Topsham**" will be received from contractors at the Reception Desk, MaineDOT Building, Capitol Street, Augusta, Maine, until 11:00 o'clock A.M. (prevailing time) on **May 24, 2023**, and at that time and place, publicly opened and read. Bids will be accepted from all bidders. The lowest responsive bidder must have completed, or successfully complete, a **Highway Construction prequalification**, or project specific prequalification to be considered for the award of this contract. **We now accept electronic bids for bid packages posted on the bidx.com website. Electronic bids do not have to be accompanied by paper bids. Please note: The Department will accept a facsimile of the bid bond; however, the original bid bond must then be received at the MDOT Contract Section within 72 hours of the bid opening. Until further notice, dual bids (one paper, one electronic) will be accepted, with the paper copy taking precedence.**

Description: WIN. 025395.00

Location: In Sagadahoc County, project is located on Interstate 295 northbound approximately 1.26 miles north of the Exit 31 on-ramp.

Outline of Work: Large Culvert Rehabilitation and other incidental work.

For general information regarding Bidding and Contracting procedures, contact George Macdougall at (207) 624-3410. Our webpage at <http://www.maine.gov/mdot/contractors/> contains a copy of the Schedule of Items, Plan Holders List, written portions of bid amendments, drawings, bid results and an electronic form for RFI submittal. For Project-specific information fax all questions to **Project Manager** LaRay Hamilton at (207) 624-3431, use electronic RFI form or email questions to [RFI-Contracts.MDOT@maine.gov](mailto:RFI-Contracts.MDOT@maine.gov), project name and identification number should be in the subject line. Questions received after 12:00 noon of Monday (or if that Monday is a state holiday, Friday) prior to bid date will not be answered. Bidders shall not contact any other Departmental staff for clarification of Contract provisions, and the Department will not be responsible for any interpretations so obtained. TTY users call Maine Relay 711.

Bid Documents, specifications and bid forms can be viewed and obtained digitally at no cost at <http://www.maine.gov/mdot/contractors/>. They may be purchased from the Department between the hours of 7:00 a.m. to 3:30 p.m. by cash, credit card (Visa/Mastercard) or check payable to Treasurer, State of Maine sent to Maine Department of Transportation, Attn.: Mailroom, 24 Child Street, Augusta, Maine 04333-0016. They also may be purchased by telephone at (207) 624-3536 between the hours of 7:00 a.m. to 3:30 p.m. Full size plans **\$6.00 (\$9.50 by mail)**. Half size plans **\$3.00 (\$5.25 by mail)**, Bid Book \$10 (\$13 by mail), Single Sheets \$2, payment in advance, all non-refundable.


Each Bid must be made upon blank forms provided by the Department and must be accompanied by a bid bond at 5% of the bid amount or an official bank check, cashier's check, certified check, certificate of deposit, or United States postal money order in the amount of 5% of the bid amount, payable to Treasurer, State of Maine as a Bid guarantee. A Contract Performance Surety Bond and a Contract Payment Surety Bond, each in the amount of 100 percent of the Contract price, will be required of the successful Bidder.

This Contract is subject to all applicable State Laws.

All work shall be governed by *State of Maine, Department of Transportation, Standard Specifications, March 2020 Edition*, price \$10 [\$15 by mail], and *Standard Details, March 2020 Edition*, price \$10 [\$15 by mail]. They also may be purchased by telephone at (207) 624-3536 between the hours of 7:00 a.m. to 3:30 p.m. *Standard Detail* updates can be found at <http://www.maine.gov/mdot/contractors/publications/>.

The right is hereby reserved to the MainedOT to reject any or all bids.

Augusta, Maine  
May 3, 2023



A handwritten signature in blue ink that reads "Joyce Noel Taylor".

JOYCE NOEL TAYLOR P. E.  
CHIEF ENGINEER

NOTICE TO CONTRACTORS - PREFERRED EMPLOYEES

Sec. 1303. Public Works; minimum wage

In the employment of laborers in the construction of public works, including state highways, by the State or by persons contracting for the construction, preference must first be given to citizens of the State who are qualified to perform the work to which the employment relates and, if they can not be obtained in sufficient numbers, then to citizens of the United States. Every contract for public works construction must contain a provision for employing citizens of this State or the United States. The hourly wage and benefit rate paid to laborers employed in the construction of public works, including state highways, may not be less than the fair minimum rate as determined in accordance with section 1308. Any contractor who knowingly and willfully violates this section is subject to a fine of not less than \$250 per employee violation. Each day that any contractor employs a laborer at less than the wage and benefit minimum stipulated in this section constitutes a separate violation of this section. [1997, c. 757, §1 (amd).]

**SPECIAL PROVISION 102.7.3  
ACKNOWLEDGMENT OF BID AMENDMENTS**

With this form, the Bidder acknowledges its responsibility to check for all Amendments to the Bid Package. For each Project under Advertisement, Amendments are located at <http://www.maine.gov/mdot/contractors/> . It is the responsibility of the Bidder to determine if there are Amendments to the Project, to download them, to incorporate them into their Bid Package, and to reference the Amendment number and the date on the form below. The Maine DOT will not post Bid Amendments any later than noon the day before Bid opening without individually notifying all the planholders.

Amendment Number	Date

The Contractor, for itself, its successors and assigns, hereby acknowledges that it has received all of the above referenced Amendments to the Bid Package.

**CONTRACTOR**

\_\_\_\_\_  
Date

\_\_\_\_\_  
Signature of authorized representative

\_\_\_\_\_  
(Name and Title Printed)

Maine Department of Transportation

Proposal Schedule of Items

Proposal ID: 025395.00

Project(s): 025395.00

SECTION: 1 INITIAL GROUP

Alt Set ID: Alt Mbr ID:

Contractor: \_\_\_\_\_

Proposal Line Number	Item ID Description	Approximate Quantity and Units	Unit Price		Bid Amount	
			Dollars	Cents	Dollars	Cents
0010	509.201 CULVERT SLIPLINING	120.000 LF	_____	 _____	_____	 _____
0020	511.07 COFFERDAM: DOWNSTREAM	LUMP SUM	LUMP SUM		_____	 _____
0030	511.07 COFFERDAM: UPSTREAM	LUMP SUM	LUMP SUM		_____	 _____
0040	618.14 SEEDING METHOD NUMBER 2	3.000 UN	_____	 _____	_____	 _____
0050	619.12 MULCH	3.000 UN	_____	 _____	_____	 _____
0060	629.05 HAND LABOR, STRAIGHT TIME	10.000 HR	_____	 _____	_____	 _____
0070	631.10 AIR COMPRESSOR (INCLUDING OPERATOR)	10.000 HR	_____	 _____	_____	 _____
0080	631.11 AIR TOOL (INCLUDING OPERATOR)	10.000 HR	_____	 _____	_____	 _____
0090	631.12 ALL PURPOSE EXCAVATOR (INCLUDING OPERATOR)	10.000 HR	_____	 _____	_____	 _____
0100	631.172 TRUCK - LARGE (INCLUDING OPERATOR)	10.000 HR	_____	 _____	_____	 _____
0110	639.21 FIELD OFFICE TYPE D	1.000 EA	_____	 _____	_____	 _____
0120	652.30 FLASHING ARROW BOARD	1.000 EA	_____	 _____	_____	 _____

Maine Department of Transportation

Proposal Schedule of Items

Proposal ID: 025395.00

Project(s): 025395.00

SECTION: 1 INITIAL GROUP

Alt Set ID: Alt Mbr ID:

Contractor: \_\_\_\_\_

Proposal Line Number	Item ID Description	Approximate Quantity and Units	Unit Price		Bid Amount	
			Dollars	Cents	Dollars	Cents
0130	652.33 DRUM	40.000 EA	_____	 _____	_____	 _____
0140	652.35 CONSTRUCTION SIGNS	300.000 SF	_____	 _____	_____	 _____
0150	652.36 MAINTENANCE OF TRAFFIC CONTROL DEVICES	30.000 CD	_____	 _____	_____	 _____
0160	652.41 PORTABLE CHANGEABLE MESSAGE SIGN	1.000 EA	_____	 _____	_____	 _____
0170	652.45 AUTOMATED TRAILER MOUNTED SPEED LIMIT SIGN	1.000 EA	_____	 _____	_____	 _____
0180	656.75 TEMPORARY SOIL EROSION AND WATER POLLUTION CONTROL	LUMP SUM		LUMP SUM	_____	 _____
0190	659.10 MOBILIZATION	LUMP SUM		LUMP SUM	_____	 _____
<b>Section: 1</b>			<b>Total:</b>		_____	 _____
			<b>Total Bid:</b>		_____	 _____

## CONTRACT AGREEMENT, OFFER & AWARD

AGREEMENT made on the date last signed below, by and between the State of Maine, acting through and by its Department of Transportation (Department), an agency of state government with its principal administrative offices located at Child Street, Augusta, Maine, with a mailing address at 16 State House Station, Augusta, Maine 04333-0016, and

\_\_\_\_\_ a corporation or other legal entity organized under the laws of the State of \_\_\_\_\_, with its principal place of business located at \_\_\_\_\_

The Department and the Contractor, in consideration of the mutual promises set forth in this Agreement (the "Contract"), hereby agree as follows:

**A. The Work.**

The Contractor agrees to complete all Work as specified or indicated in the Contract including Extra Work in conformity with the Contract, **WIN 025395.00 for Large Culvert Rehabilitation in the town of Topsham, County of Sagadahoc, Maine.** The Work includes construction, maintenance during construction, warranty as provided in the Contract, and other incidental work.

The Contractor shall be responsible for furnishing all supervision, labor, equipment, tools supplies, permanent materials and temporary materials required to perform the Work including construction quality control including inspection, testing and documentation, all required documentation at the conclusion of the project, warranting its work and performing all other work indicated in the Contract.

The Department shall have the right to alter the nature and extent of the Work as provided in the Contract; payment to be made as provided in the same.

**B. Time.**

The Contractor agrees to complete all Work, except warranty work, on or before **September 15, 2023.** Further, the Department may deduct from moneys otherwise due the Contractor, not as a penalty, but as Liquidated Damages in accordance with Sections 107.7 and 107.8 of the *State of Maine Department of Transportation Standard Specifications, March 2020 Edition* and related Special Provisions.

**C. Price.**

The quantities given in the Schedule of Items of the Bid Package will be used as the basis for determining the original Contract amount and for determining the amounts of the required Performance Surety Bond and Payment Surety Bond, and that the amount of this offer is \_\_\_\_\_

\$ \_\_\_\_\_ Performance Bond and Payment Bond each being 100% of the amount of this Contract.

**D. Contract.**

This Contract, which may be amended, modified, or supplemented in writing only, consists of the Contract documents as defined in the Plans, *Standard Specifications, March 2020 Edition, Standard Details March 2020 Edition* as updated through advertisement, Supplemental Specifications, Special Provisions, Contract Agreement; and Contract Bonds. It is agreed and understood that this Contract will be governed by the documents listed above.

**E. Certifications.**

By signing below, the Contractor hereby certifies that to the best of the Contractor's knowledge and belief:

1. All of the statements, representations, covenants, and/or certifications required or set forth in the Bid and the Bid Documents, including those in the Contract are still complete and accurate as of the date of this Agreement.
2. The Contractor knows of no legal, contractual, or financial impediment to entering into this Contract.
3. The person signing below is legally authorized by the Contractor to sign this Contract on behalf of the Contractor and to legally bind the Contractor to the terms of the Contract.

**F. Offer.**

The undersigned, having carefully examined the site of work, the Plans, *Standard Specifications March 2020 Edition*, *Standard Details March 2020 Edition* as updated through advertisement, Supplemental Specifications, Special Provisions, Contract Agreement; and Contract Bonds contained herein for construction of:

**WIN 025395.00 - for Large Culvert Rehabilitation - in the town of Topsham, County of Sagadahoc, State of Maine**, on which bids will be received until the time specified in the “Notice to Contractors” do(es) hereby bid and offer to enter into this contract to supply all the materials, tools, equipment and labor to construct the whole of the Work in strict accordance with the terms and conditions of this Contract at the unit prices in the attached “Schedule of Items.”

The Offeror agrees to perform the work required at the price specified above and in accordance with the bids provided in the attached “Schedule of Items” in strict accordance with the terms of this solicitation, and to provide the appropriate insurance and bonds if this offer is accepted by the Government in writing.

As Offeror also agrees:

First: To do any extra work, not covered by the attached “Schedule of Items,” which may be ordered by the Resident, and to accept as full compensation the amount determined upon a “Force Account” basis as provided in the *Standard Specifications, March 2020 Edition*, and as addressed in the contract documents.

Second: That the bid bond at 5% of the bid amount or the official bank check, cashier’s check, certificate of deposit or U. S. Postal Money Order in the amount given in the “Notice to Contractors”, payable to the Treasurer of the State of Maine and accompanying this bid, shall be forfeited, as liquidated damages, if in case this bid is accepted, and the undersigned shall fail to abide by the terms and conditions of the offer and fail to furnish satisfactory insurance and Contract bonds under the conditions stipulated in the Specifications within 15 days of notice of intent to award the contract.

Third: To begin the Work as stated in Section 107.2 of the *Standard Specifications March 2020 Edition* and complete the Work within the time limits given in the Special Provisions of this Contract.

Fourth: That this offer shall remain open for 30 calendar days after the date of opening of bids.

Fifth: The Bidder hereby certifies, to the best of its knowledge and belief that: the Bidder has not, either directly or indirectly, entered into any agreement, participated in any collusion, or otherwise taken any action in restraint of competitive bidding in connection with its bid, and its subsequent contract with the Department.

IN WITNESS WHEREOF, the Contractor, for itself, its successors and assigns, hereby execute two duplicate originals of this Agreement and thereby binds itself to all covenants, terms, and obligations contained in the Contract Documents.

CONTRACTOR

\_\_\_\_\_  
Date

\_\_\_\_\_  
(Signature of Legally Authorized Representative  
of the Contractor)

\_\_\_\_\_  
Witness

\_\_\_\_\_  
(Name and Title Printed)

**G. Award.**

Your offer is hereby accepted.  
documents referenced herein.

This award consummates the Contract, and the

MAINE DEPARTMENT OF TRANSPORTATION

\_\_\_\_\_  
Date

\_\_\_\_\_  
By: Bruce A. Van Note, Commissioner

\_\_\_\_\_  
Witness

## CONTRACT AGREEMENT, OFFER & AWARD

AGREEMENT made on the date last signed below, by and between the State of Maine, acting through and by its Department of Transportation (Department), an agency of state government with its principal administrative offices located at Child Street, Augusta, Maine, with a mailing address at 16 State House Station, Augusta, Maine 04333-0016, and

\_\_\_\_\_ a corporation or other legal entity organized under the laws of the State of \_\_\_\_\_, with its principal place of business located at \_\_\_\_\_

The Department and the Contractor, in consideration of the mutual promises set forth in this Agreement (the "Contract"), hereby agree as follows:

**A. The Work.**

The Contractor agrees to complete all Work as specified or indicated in the Contract including Extra Work in conformity with the Contract, **WIN 025395.00 for Large Culvert Rehabilitation n the town of Topsham, County of Sagadahoc, Maine.** The Work includes construction, maintenance during construction, warranty as provided in the Contract, and other incidental work.

The Contractor shall be responsible for furnishing all supervision, labor, equipment, tools supplies, permanent materials and temporary materials required to perform the Work including construction quality control including inspection, testing and documentation, all required documentation at the conclusion of the project, warranting its work and performing all other work indicated in the Contract.

The Department shall have the right to alter the nature and extent of the Work as provided in the Contract; payment to be made as provided in the same.

**B. Time.**

The Contractor agrees to complete all Work, except warranty work, on or before **September 15, 2023.** Further, the Department may deduct from moneys otherwise due the Contractor, not as a penalty, but as Liquidated Damages in accordance with Sections 107.7 and 107.8 of the *State of Maine Department of Transportation Standard Specifications, March 2020 Edition* and related Special Provisions.

**C. Price.**

The quantities given in the Schedule of Items of the Bid Package will be used as the basis for determining the original Contract amount and for determining the amounts of the required Performance Surety Bond and Payment Surety Bond, and that the amount of this offer is \_\_\_\_\_

\$ \_\_\_\_\_ Performance Bond and Payment Bond each being 100% of the amount of this Contract.

**D. Contract.**

This Contract, which may be amended, modified, or supplemented in writing only, consists of the Contract documents as defined in the Plans, *Standard Specifications, March 2020 Edition, Standard Details March 2020 Edition* as updated through advertisement, Supplemental Specifications, Special Provisions, Contract Agreement; and Contract Bonds. It is agreed and understood that this Contract will be governed by the documents listed above.

**E. Certifications.**

By signing below, the Contractor hereby certifies that to the best of the Contractor's knowledge and belief:

1. All of the statements, representations, covenants, and/or certifications required or set forth in the Bid and the Bid Documents, including those in the Contract are still complete and accurate as of the date of this Agreement.
2. The Contractor knows of no legal, contractual, or financial impediment to entering into this Contract.
3. The person signing below is legally authorized by the Contractor to sign this Contract on behalf of the Contractor and to legally bind the Contractor to the terms of the Contract.

**F. Offer.**

The undersigned, having carefully examined the site of work, the Plans, *Standard Specifications March 2020 Edition*, *Standard Details March 2020 Edition* as updated through advertisement, Supplemental Specifications, Special Provisions, Contract Agreement; and Contract Bonds contained herein for construction of:

**WIN 025395.00 - for Large Culvert Rehabilitation - in the town of Topsham, County of Sagadahoc, State of Maine**, on which bids will be received until the time specified in the “Notice to Contractors” do(es) hereby bid and offer to enter into this contract to supply all the materials, tools, equipment and labor to construct the whole of the Work in strict accordance with the terms and conditions of this Contract at the unit prices in the attached “Schedule of Items.”

The Offeror agrees to perform the work required at the price specified above and in accordance with the bids provided in the attached “Schedule of Items” in strict accordance with the terms of this solicitation, and to provide the appropriate insurance and bonds if this offer is accepted by the Government in writing.

As Offeror also agrees:

First: To do any extra work, not covered by the attached “Schedule of Items,” which may be ordered by the Resident, and to accept as full compensation the amount determined upon a “Force Account” basis as provided in the *Standard Specifications, March 2020 Edition*, and as addressed in the contract documents.

Second: That the bid bond at 5% of the bid amount or the official bank check, cashier’s check, certificate of deposit or U. S. Postal Money Order in the amount given in the “Notice to Contractors”, payable to the Treasurer of the State of Maine and accompanying this bid, shall be forfeited, as liquidated damages, if in case this bid is accepted, and the undersigned shall fail to abide by the terms and conditions of the offer and fail to furnish satisfactory insurance and Contract bonds under the conditions stipulated in the Specifications within 15 days of notice of intent to award the contract.

Third: To begin the Work as stated in Section 107.2 of the *Standard Specifications March 2020 Edition* and complete the Work within the time limits given in the Special Provisions of this Contract.

Fourth: That this offer shall remain open for 30 calendar days after the date of opening of bids.

Fifth: The Bidder hereby certifies, to the best of its knowledge and belief that: the Bidder has not, either directly or indirectly, entered into any agreement, participated in any collusion, or otherwise taken any action in restraint of competitive bidding in connection with its bid, and its subsequent contract with the Department.

IN WITNESS WHEREOF, the Contractor, for itself, its successors and assigns, hereby execute two duplicate originals of this Agreement and thereby binds itself to all covenants, terms, and obligations contained in the Contract Documents.

CONTRACTOR

\_\_\_\_\_  
Date

\_\_\_\_\_  
(Signature of Legally Authorized Representative  
of the Contractor)

\_\_\_\_\_  
Witness

\_\_\_\_\_  
(Name and Title Printed)

**G. Award.**

Your offer is hereby accepted.  
documents referenced herein.

This award consummates the Contract, and the

MAINE DEPARTMENT OF TRANSPORTATION

\_\_\_\_\_  
Date

\_\_\_\_\_  
By: Bruce A. Van Note, Commissioner

\_\_\_\_\_  
Witness

**CONTRACT AGREEMENT, OFFER & AWARD**

AGREEMENT made on the date last signed below, by and between the State of Maine, acting through and by its Department of Transportation (Department), an agency of state government with its principal administrative offices located at Child Street Augusta, Maine, with a mailing address at 16 State House Station, Augusta, Maine 04333-0016, and (Name of the firm bidding the job) a corporation or other legal entity organized under the laws of the State of Maine, with its principal place of business located at (address of the firm bidding the job)

The Department and the Contractor, in consideration of the mutual promises set forth in this Agreement (the "Contract"), hereby agree as follows:

**A. The Work.**

The Contractor agrees to complete all Work as specified or indicated in the Contract including Extra Work in conformity with the Contract, PIN No.0112345.00, for the **Hot Mix Asphalt Overlay** in the town/city of **South Nowhere**, County of **Washington**, Maine. The Work includes construction, maintenance during construction, warranty as provided in the Contract, and other incidental work.

The Contractor shall be responsible for furnishing all supervision, labor, equipment, tools supplies, permanent materials and temporary materials required to perform the Work including construction quality control including inspection, testing and documentation, all required documentation at the conclusion of the project, warranting its work and performing all other work indicated in the Contract.

The Department shall have the right to alter the nature and extent of the Work as provided in the Contract; payment to be made as provided in the same.

**B. Time.**

The Contractor agrees to complete all Work, except warranty work, on or before **November 15, 2006**. Further, the Department may deduct from moneys otherwise due the Contractor, not as a penalty, but as Liquidated Damages in accordance with Sections 107.7 and 107.8 of the *State of Maine Department of Transportation Standard Specifications, March 2020 Edition* and related Special Provisions.

**C. Price.**

The quantities given in the Schedule of Items of the Bid Package will be used as the basis for determining the original Contract amount and for determining the amounts of the required Performance Surety Bond and Payment Surety Bond, and that the amount of this offer is           (Place bid here in alphabetical form such as One Hundred and Two dollars and 10 cents)            
\$ (repeat bid here in numerical terms, such as \$102.10) Performance Bond and Payment Bond each being 100% of the amount of this Contract.

**D. Contract.**

This Contract, which may be amended, modified, or supplemented in writing only, consists of the Contract documents as defined in the Plans, *Standard Specifications, March 2020 Edition, Standard Details March 2020 Edition*, Supplemental Specifications, Special Provisions, Contract Agreement; and Contract Bonds. It is agreed and understood that this Contract will be governed by the documents listed above.

**E. Certifications.**

By signing below, the Contractor hereby certifies that to the best of the Contractor's knowledge and belief:

1. All of the statements, representations, covenants, and/or certifications required or set forth in the Bid and the Bid Documents, including those in Appendix A to Division 100 of the *Standard Specifications March 2020 Edition* (Federal Contract Provisions Supplement), and the Contract are still complete and accurate as of the date of this Agreement.
2. The Contractor knows of no legal, contractual, or financial impediment to entering into this Contract.
3. The person signing below is legally authorized by the Contractor to sign this Contract on behalf of the Contractor and to legally bind the Contractor to the terms of the Contract.

**F. Offer.**

The undersigned, having carefully examined the site of work, the Plans, *Standard Specifications, March 2020 Edition, Standard Details March 2020 Edition*, Supplemental Specifications, Special Provisions, Contract Agreement; and Contract Bonds contained herein for construction of:

**PIN 012345.00 South Nowhere, Hot Mix Asphalt Overlay**,

State of Maine, on which bids will be received until the time specified in the "Notice to Contractors" do(es) hereby bid and offer to enter into this contract to supply all the materials, tools, equipment and labor to construct the whole of the Work in strict accordance with the terms and conditions of this Contract at the unit prices in the attached "Schedule of Items."

The Offeror agrees to perform the work required at the price specified above and in accordance with the bids provided in the attached "Schedule of Items" in strict accordance with the terms of this solicitation, and to provide the appropriate insurance and bonds if this offer is accepted by the Government in writing.

As Offeror also agrees:

First: To do any extra work, not covered by the attached "Schedule of Items," which may be ordered by the Resident, and to accept as full compensation the amount determined upon a "Force Account" basis as provided in the *Standard Specifications, March 2020 Edition*, and as addressed in the contract documents.

Second: That the bid bond at 5% of the bid amount or the official bank check, cashier's check, certificate of deposit or U. S. Postal Money Order in the amount given in the "Notice to Contractors", payable to the Treasurer of the State of Maine and accompanying this bid, shall be forfeited, as liquidated damages, if in case this bid is accepted, and the undersigned shall fail to abide by the terms and conditions of the offer and fail to furnish satisfactory insurance and Contract bonds under the conditions stipulated in the Specifications within 15 days of notice of intent to award the contract.

Third: To begin the Work as stated in Section 107.2 of the *Standard Specifications March 2020 Edition* and complete the Work within the time limits given in the Special Provisions of this Contract.

Fourth: The Contractor will be bound to the Disadvantaged Business Enterprise (DBE) Requirements contained in the attached Notice (Additional Instructions to Bidders) and submit a completed Contractor's Disadvantaged Business Enterprise Utilization Plan with their bid.

Fifth: That this offer shall remain open for 30 calendar days after the date of opening of bids.

Sixth: The Bidder hereby certifies, to the best of its knowledge and belief that: the Bidder has not, either directly or indirectly, entered into any agreement, participated in any collusion, or otherwise taken any action in restraint of competitive bidding in connection with its bid, and its subsequent contract with the Department.

IN WITNESS WHEREOF, the Contractor, for itself, its successors and assigns, hereby execute two duplicate originals of this Agreement and thereby binds itself to all covenants, terms, and obligations contained in the Contract Documents.

\_\_\_\_\_  
Date

\_\_\_\_\_  
**(Witness Sign Here)**  
Witness

\_\_\_\_\_  
**(Sign Here)**  
(Signature of Legally Authorized Representative of the Contractor)

\_\_\_\_\_  
**(Print Name Here)**  
(Name and Title Printed)

CONTRACTOR

**G. Award.**

Your offer is hereby accepted.  
documents referenced herein.

This award consummates the Contract, and the

MAINE DEPARTMENT OF TRANSPORTATION

\_\_\_\_\_  
Date

\_\_\_\_\_  
By: Bruce A. Van Note, Commissioner

\_\_\_\_\_  
(Witness)

BOND # \_\_\_\_\_

CONTRACT PERFORMANCE BOND  
(Surety Company Form)

KNOW ALL MEN BY THESE PRESENTS: That \_\_\_\_\_  
\_\_\_\_\_ in the State of \_\_\_\_\_, as principal,  
and.....  
a corporation duly organized under the laws of the State of ..... and having a  
usual place of business .....  
as Surety, are held and firmly bound unto the Treasurer of the State of Maine in the sum  
of \_\_\_\_\_ and 00/100 Dollars (\$ \_\_\_\_\_),  
to be paid said Treasurer of the State of Maine or his successors in office, for which  
payment well and truly to be made, Principal and Surety bind themselves, their heirs,  
executors and administrators, successors and assigns, jointly and severally by these  
presents.

The condition of this obligation is such that if the Principal designated as Contractor in  
the Contract to construct Project Number \_\_\_\_\_ in the Municipality of  
\_\_\_\_\_ promptly and faithfully performs the Contract, then this  
obligation shall be null and void; otherwise it shall remain in full force and effect.

The Surety hereby waives notice of any alteration or extension of time made by the State  
of Maine.

Signed and sealed this ..... day of ....., 20.....

WITNESSES:

SIGNATURES:

CONTRACTOR:

Signature.....

.....

Print Name Legibly .....

Print Name Legibly .....

SURETY:

Signature .....

.....

Print Name Legibly .....

Print Name Legibly .....

SURETY ADDRESS:

NAME OF LOCAL AGENCY:

.....  
.....  
.....

ADDRESS .....  
.....  
.....

TELEPHONE.....

.....

BOND # \_\_\_\_\_

CONTRACT PAYMENT BOND  
(Surety Company Form)

KNOW ALL MEN BY THESE PRESENTS: That \_\_\_\_\_  
\_\_\_\_\_ **in the State of** \_\_\_\_\_, as principal,  
and.....

a corporation duly organized under the laws of the State of ..... and having a  
usual place of business in .....  
as Surety, are held and firmly bound unto the Treasurer of the State of Maine for the use  
and benefit of claimants as herein below defined, in the sum of  
\_\_\_\_\_ **and 00/100 Dollars (\$** \_\_\_\_\_ **)**  
for the payment whereof Principal and Surety bind themselves, their heirs, executors and  
administrators, successors and assigns, jointly and severally by these presents.

The condition of this obligation is such that if the Principal designated as Contractor in  
the Contract to construct Project Number \_\_\_\_\_ in the Municipality of  
\_\_\_\_\_ promptly satisfies all claims and demands incurred for all  
labor and material, used or required by him in connection with the work contemplated by  
said Contract, and fully reimburses the obligee for all outlay and expense which the  
obligee may incur in making good any default of said Principal, then this obligation shall  
be null and void; otherwise it shall remain in full force and effect.

A claimant is defined as one having a direct contract with the Principal or with a  
Subcontractor of the Principal for labor, material or both, used or reasonably required for  
use in the performance of the contract.

Signed and sealed this ..... day of ....., 20 .. .

WITNESS:

SIGNATURES:

CONTRACTOR:

Signature.....

.....

Print Name Legibly .....

Print Name Legibly .....

SURETY:

Signature.....

.....

Print Name Legibly .....

Print Name Legibly .....

SURETY ADDRESS:

NAME OF LOCAL AGENCY:

.....

ADDRESS .....

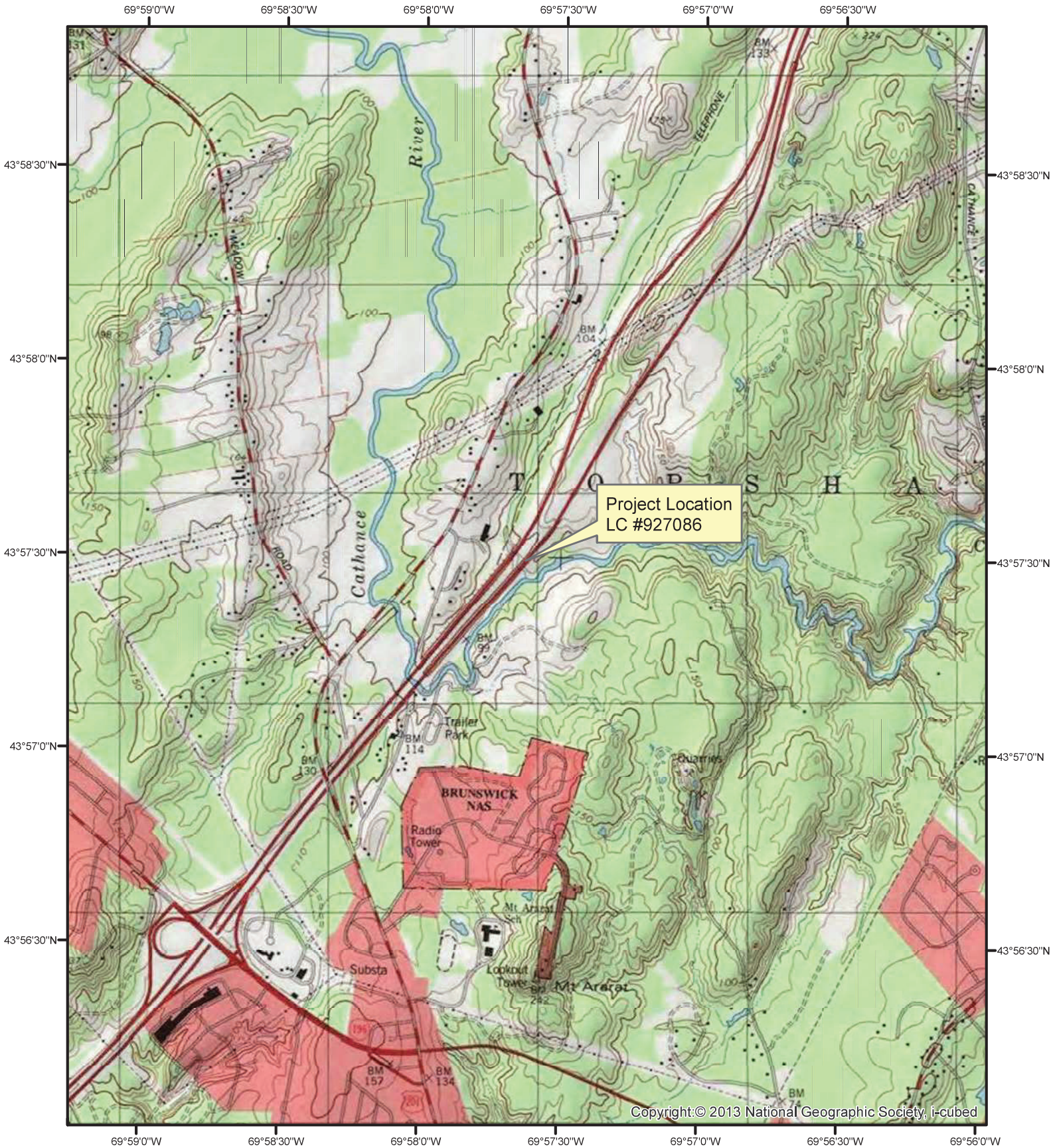
.....

.....

TELEPHONE .....

.....

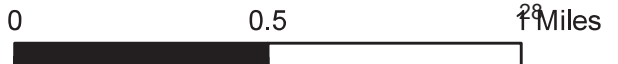
# Project Location Map



Large Culvert Rehabilitation  
MaineDOT WIN25395.00  
Topsham, ME (Sagadahoc County)



Project Coordinates  
43.95782°N, -69.960806°W



State of Maine  
 Department of Labor  
 Bureau of Labor Standards  
 Augusta, Maine 04333-0045  
 Telephone (207) 623-7906

**Wage Determination - In accordance with 26 MRS §1301 et. seq., this is a determination by the Bureau of Labor Standards, of the fair minimum wage rate to be paid to laborers and workers employed on the below titled project.**

**2023 Fair Minimum Wage Rates  
 Highway & Earth Sagadahoc County**

<u>Occupational Title</u>	<u>Minimum Wage</u>	<u>Minimum Benefit</u>	<u>Total</u>
Bulldozer Operator	\$28.86	\$6.92	\$35.78
Carpenter	\$31.00	\$6.30	\$37.30
Cement Masons And Concrete Finisher	\$24.00	\$3.34	\$27.34
Coating Painting And Spraying Machine Operators	\$24.50	\$0.00	\$24.50
Construction And Maintenance Painters	\$23.00	\$1.02	\$24.02
Construction Laborer	\$23.00	\$1.18	\$24.18
Control And Valve Installers And Repairers - Except Mechanical Door	\$31.00	\$9.86	\$40.86
Crane And Tower Operators	\$32.63	\$8.06	\$40.69
Crushing Grinding And Polishing Machine Operators	\$25.51	\$7.55	\$33.06
Electrical Power - Line Installer And Repairers	\$40.16	\$10.82	\$50.98
Electricians	\$41.00	\$16.50	\$57.50
Excavating And Loading Machine And Dragline Operators	\$28.70	\$4.79	\$33.49
Excavator Operator	\$32.75	\$4.65	\$37.40
Fence Erectors	\$19.50	\$1.45	\$20.95
Flaggers	\$19.00	\$0.00	\$19.00
Grader/Scraper Operator	\$24.76	\$3.96	\$28.72
Heavy And Tractor - Trailer Truck Drivers	\$24.00	\$3.90	\$27.90
Highway Maintenance Workers	\$25.83	\$2.30	\$28.13
Industrial Machinery Mechanics	\$33.43	\$2.38	\$35.81
Industrial Truck And Tractor Operators	\$21.00	\$3.08	\$24.08
Light Truck Or Delivery Services Drivers	\$22.00	\$3.17	\$25.17
Millwrights	\$32.00	\$8.71	\$40.71
Mixing And Blending Machine Operators	\$25.51	\$13.80	\$39.31
Mobile Heavy Equipment Mechanics - Except Engines	\$26.39	\$4.23	\$30.62
Operating Engineers And Other Equipment Operators	\$26.01	\$7.17	\$33.18
Paver Operator	\$25.51	\$7.42	\$32.93
Pile-Driver Operators	\$30.96	\$6.86	\$37.82
Pipelayers	\$24.23	\$3.88	\$28.11
Plumbers Pipe Fitters And Steamfitters	\$31.97	\$3.93	\$35.90
Reclaimer Operator	\$25.51	\$10.78	\$36.29
Reinforcing Iron And Rebar Workers	\$29.75	\$10.87	\$40.62
Screed/Wheelman	\$27.78	\$3.84	\$31.62
Structural Iron And Steel Workers	\$26.93	\$8.12	\$35.05

**Welders are classified as the trade to which welding is incidental (e.g. welding structural steel is Structural Iron and Steel Worker)**

**Apprentices – The minimum wage rates for registered apprentices are the rates recognized in the sponsorship agreement for registered apprentices working in the pertinent classification.**

**For any other specific trade on this project not listed above, contact the Bureau of Labor Standards for further clarification.**

**Title 26 §1310 requires that a clearly legible statement of all fair minimum wage and benefits rates to be paid the several classes of laborers, workers and mechanics employed on the construction on the public work must be kept posted in a prominent and easily accessible place at the site by each contractor and subcontractor subject to sections 1304 to 1313.**

**Appeal – Any person affected by the determination of these rates may appeal to the Commissioner of Labor by filing a written notice with the Commissioner stating the specific grounds of the objection within ten (10) days from the filing of these rates.**

A true copy

Attest: Scott R. Cotnoir

**Scott R. Cotnoir  
 Wage & Hour Director  
 Bureau of Labor Standards**

## **SPECIAL PROVISIONS**

### **SECTION 104**

#### **Utilities**

#### **UTILITY COORDINATION**

The contractor has primary responsibility for coordinating their work with utilities after contract award. The contractor shall communicate directly with the utilities regarding any utility work necessary to maintain the contractor's schedule and prevent project construction delays. The contractor shall notify the resident of any issues.

**THE CONTRACTOR SHALL PLAN AND CONDUCT WORK ACCORDINGLY.**

#### **MEETING**

A Preconstruction Utility Conference, as defined in Subsection 104.4.6 of the Standard Specifications **IS NOT REQUIRED.**

#### **GENERAL INFORMATION**

These Special Provisions outline the arrangements that have been made by the Department for utility and/or railroad work to be undertaken in conjunction with this project. The following list identifies all known utilities or railroads having facilities presently located within the limits of this project or intending to install facilities during project construction.

#### **Overview & Utility Specific Information:**

#### **AERIAL**

There are no aerial utility conflicts anticipated within the scope of work planned for this project. Should any arise, the Contractor shall notify the Resident and the utility must be contacted as soon as possible.

#### **SUBSURFACE**

There are no subsurface utility conflicts anticipated within the project limits. Should any arise, the Contractor shall notify the Resident and the utility must be contacted as soon as possible.

#### **MAINTAINING UTILITY LOCATION MARKINGS**

The Contractor will be responsible for maintaining the buried utility location markings following the initial locating by the appropriate utility or their designated representative.

#### **UTILITY SIGNING**

Any utility working within the construction limits of this project shall ensure that the traveling public is adequately protected at all times. All work areas shall be signed, lighted, and traffic flaggers employed as determined by field conditions. All traffic controls shall be in accordance with the latest edition of the Manual on Uniform Traffic Control Devices for Streets and Highways, as issued by the Federal Highway Administration.

**SPECIAL PROVISION 105**  
**CONSTRUCTION AREA**

**Construction Areas** located in the Town of Topsham have been established by the Maine Department of Transportation (MDOT) in accordance with provisions of 29-A § 2382 Maine Revised Statutes Annotated (MRSA).

*The sections of highway under construction in Sagadahoc County:*

***Project 2511510** is located on Interstate 295 northbound approximately 1.26 miles north of the Exit 31 on-ramp.*

Per 29-A § 2382 (7) MRSA, the MDOT may “*issue permits for stated periods of time for loads and equipment employed on public way construction projects, United States Government projects or construction of private ways, when within construction areas established by the Department of Transportation. The permit:*

*A. Must be procured from the municipal officers for a construction area within that municipality;*

*B. May require the contractor to be responsible for damage to ways used in the construction areas and may provide for:*

*(1) Withholding by the agency contracting the work of final payment under contract; or*

*(2) The furnishing of a bond by the contractor to guarantee suitable repair or payment of damages.*

*The suitability of repairs or the amount of damage is to be determined by the Department of Transportation on state-maintained ways and bridges, otherwise by the municipal officers;*

*C. May be granted by the Department of Transportation or by the state engineer in charge of the construction contract; and*

*D. For construction areas, carries no fee and does not come within the scope of this section.”*

The Municipal Officers for the Town of Topsham, agreed that an Overlimit Permit will be issued to the Contractor for the purpose of using loads and equipment on municipal ways in excess of the limits as specified in 29-A MRSA, on the municipal ways as described in the “Construction Area.”

As noted above, a bond may be required by the municipality, the exact amount of said bond to be determined prior to use of any municipal way. The MDOT will assist in determining the bond amount if requested by the municipality.

The maximum speed limits for trucks on any town way will be 25 mph (40 km per hour) unless a higher legal limit is specifically agreed upon in writing by the Municipal Officers concerned.

SPECIAL PROVISION  
SECTION 105  
 General Scope of Work  
 (Environmental Requirements)

I. Work within stream (“In Stream Work,” see MaineDOT Standard Specifications 101.2 Definitions) requires special conditions to minimize impacts. The following special conditions shall apply to this project:

1. To minimize the effects to fisheries and local water quality the following In Stream Work restriction applies:

Culvert ID	In Water Work Allowed From:
LC-927086	June 1-October 31

1. The Contractor shall hold a pre-construction meeting with appropriate MaineDOT Environmental Office staff, other MaineDOT staff, and the Contractor(s) to review all procedures and requirements for avoiding and minimizing effects to Atlantic salmon. The following individuals/agencies shall be invited: Army Corps of Engineers (ACOE; Rick Kristoff [richard.c.kristoff@usace.army.mil](mailto:richard.c.kristoff@usace.army.mil)), U.S. Fish and Wildlife (USFWS; Patrick Dockens [patrick\\_dockens@fws.gov](mailto:patrick_dockens@fws.gov) and Nicole Pauley [nicole\\_pauley@fws.gov](mailto:nicole_pauley@fws.gov)).
2. The Contractor shall contact the MaineDOT Environmental Office (Justin Sweitzer, (207) 441-0651) at least two weeks prior to cofferdam installation to coordinate fish evacuation.
3. All in-water excavation, including excavation to place rip rap, shall be conducted within a sealed cofferdam.
4. All concrete placement shall occur inside a sealed cofferdam. Uncured concrete shall not come in contact with flowing water outside the cofferdam.
5. No heavy construction equipment will travel into or through any flowing streams with erodible substrate (e.g., sand, silt, and clay). Travel of heavy construction equipment into or through flowing streams and on stream substrate shall occur only when the stream substrate is non-erodible (e.g., ledge, cobble) and the contractor has received approval from the MaineDOT Environmental Office.
6. Bypass pumping systems shall be sized to accommodate the predicted peak flow rate during construction. Predicted peak flows are provided to the contractor in the bid documents.
7. Stabilization techniques (such as placing sheets of poly at the bypass outlet) shall be used to protect the stream from scour caused by the high-water velocities associated with bypass pumping activities.
8. Sheet pile driving, if utilized, shall be completed using a vibratory hammer.
9. The contractor shall fully remove all cofferdams from the stream immediately following completion of in-stream work using techniques to minimize turbidity releases. The contractor shall restore all areas of temporary stream bottom disturbance to their original contour and character upon completion of the project.
10. When utilizing pumps to dewater cofferdams, to prevent ATS juvenile entrapment related to dewatering diversions, the Contractor will use a screen on each pump intake designed such that the approach velocity does not exceed 0.20 feet/second. Square or round screen face openings are not to exceed 3/32 inches (2.38 millimeters) measured on a diagonal. Criteria for slotted face openings shall not exceed 1/16 inches (approximately 1.75 millimeters) in the narrow direction. These screen criteria follow National Marine Fisheries Service (NMFS) *guidance* (NMFS 2008). Intake hoses shall be regularly monitored while pumping to minimize adverse effects to Atlantic salmon or other species.

II. Additional Conditions:

1. Special conditions of the U.S. Army Corps of Engineers (Corps) Individual Permt #NAE-2022-01563 shall apply to this project (see permit and conditions in contract documents).
2. Vegetation rootstock shall only be removed in approved permanent impact areas.
3. All areas of temporary waterway or wetland fill shall be restored to their original contour and character upon completion of the project.
4. All areas of disturbed soil shall be mulched and seeded with an approved native or non-invasive herbaceous seed mix following construction and/or planted with native woody vegetation and trees appropriate during the first available planting season. In areas where there is little to no slope, and erosion and invasive species establishment is unlikely, the native woody vegetation on the site shall be allowed to regenerate naturally.
5. No equipment, materials, or machinery shall be stored, cleaned, fueled, or repaired within any wetland or stream resource. All pumps and generators required for in-stream work shall be cleaned of external oil, grease, dirt, and mud such that turbid water does not drain to any wetland or stream. Any leaks of this equipment shall be fixed prior to entering streams or areas that drain directly to streams or wetlands. These activities shall occur more than 100 feet from any wetland or stream resource and shall follow the specifications of the Spill Prevention and Control Plan (SPCC), as required in Standard Specification 656.
6. All off-road equipment working within 25 feet of a stream (RUS) shall be cleaned to remove all soil, seeds, vegetation, or other debris that could contain seeds or reproductive portions of plants prior to entering the area to minimize the spread of noxious weeds. All equipment shall be inspected prior to offloading to ensure they are clean.

III. Approvals:

1. Temporary Soil Erosion and Water Pollution Control Plan (SEWPCP)
2. Permitted Resource Impacts, see Corps Permit #NAE-2022-01563 for locations:

	Permanent (SF)	Temporary (SF)
<b>Wetland</b>	0	700
<b>Stream (RUS)</b>	750	950

IV. Conditions for presence of standing or flowing water at the above-identified In Stream culvert;

1. If standing or flowing water is present at the above-identified In Stream pipe culvert, In Stream Work shall be conducted within a cofferdam constructed according to MaineDOT’s Standard Specifications Section 511 and in adherence with the Contractor’s approved “Soil Erosion and Water Pollution Control Plan” for this project.
2. No work shall be allowed that completely blocks a river, stream, or brook without providing downstream flow.

NOTE: Regulatory Review and Approval shall be required to modify the existing In Stream Work window. Requests for work window extensions shall be submitted to the MaineDOT Environmental Office. Approval of request for work window extensions shall not be guaranteed and may result in delays in construction schedule that shall be the sole responsibility of the contractor.

**SPECIAL PROVISION**  
**SECTION 105**  
**GENERAL SCOPE OF WORK**  
**(LIMITATIONS OF OPERATIONS)**

1. The Contractor shall plan operations so that the Resident will have sufficient advance notification to provide the necessary inspection and testing. Sufficient notification is considered 48 hours.
2. The Contractor shall provide the Resident with a 48-hour written notice before beginning night work. After receiving this notice, no work is allowed for 48 hours. Once work has been completed, the Contractor shall provide the same notice to return to day work.
3. The Contractor shall not schedule both day work and night work within the same 24-hour period without prior approval by the Resident and 48-hour notice.
4. The Contractor shall not utilize crossovers to change direction.
5. The Contractor shall not store equipment or materials within 30 feet of the edge of the travel ways (EOTW) during non-working hours or periods of suspension.

**SPECIAL PROVISION  
SECTION 107  
Prosecution and Progress  
(Contract Time)**

1. The contractor will be allowed to commence work anytime on or after all required plans/submittals have been received and approved by the MaineDOT.
2. A 48-hour notice will be required for any changes in the work schedule.
3. The completion date for this contract is 9/15/2023.
4. The Contractor shall stop all work and have all lanes open and in safe operating condition to traffic on the following dates:
  - a. July 3, 2023, at 3:00 P.M. and shall not commence work again until July 5, 2023, at 6:00 A.M.
  - b. September 2, 2023, at 3:00 P.M. and shall not commence work again until September 5, 2023 at 6:00 A.M.
5. Lane closures are only allowed during the following hours:
  - a. Sunday beginning 7PM ending Monday 6AM.
  - b. Monday beginning 7PM ending Tuesday 6AM.
  - c. Tuesday beginning 7PM ending Wednesday 6AM.
  - d. Wednesday beginning 7PM ending Thursday 6AM.
  - e. Thursday beginning 7PM ending Friday 6AM.

Lane closure set up and removal is considered to be part of this time.

6. Any circumstance outside of these time frames, the Contractor shall be charged Supplemental Liquidated Damages as outlined in Special Provision 107 (Supplemental Liquidated Damages).

**SPECIAL PROVISION**  
**SECTION 107**  
**TIME**  
**(Liquidated Damages)**  
**(Working Days)**

107.7.2 SCHEDULE OF LIQUIDATED DAMAGES

Revise this section by removing the numbers in the chart and replace with the following:

Original Contract Amount

From More Than	to	To and Including	Amount of Liquidated Damages per Working Day
\$ 0	to	\$ 100,000.00	\$400.00
\$ 100,000.00	to	\$ 250,000.00	\$800.00
\$ 250,000.00	to	\$ 500,000.00	\$1,000.00
\$ 500,000.00	to	\$1,000,000.00	\$1,250.00
\$1,000,000.00	to	\$2,000,000.00	\$1,600.00
\$2,000,000.00	to	\$4,000,000.00	\$2,000.00
\$4,000,000.00	and	More	\$3,350.00

SPECIAL PROVISION  
SECTION 502  
ANNULAR SPACE GROUTING

Description This work shall consist of providing and placing non-shrink grout as described below. The annular space (void between the liner and host pipes) shall be completely grouted to support the liner and provide long-term stability. The Contractor shall provide testing of the materials and methods for compliance with the following requirements. Prior to any work the Contractor shall furnish an acceptable plan for performing and testing the grouting.

Preparation After slip liner installation but prior to grouting, bulk heading of the ends and venting shall be constructed.

After bulk heading of the ends and venting, test the integrity of the installed liner pipe and constructed bulkheads for any leaks.

Planned Vents The Contractor shall submit shop drawings or indicate in the installation plan the proposed number and location of vents relative to pipe diameter and stiffness for the grouting operations.

Materials The grout material shall consist of portland cement (portland cement and fly ash) and/or additives as described in the following Subsections of Division 700 - Materials:

Portland Cement	701.01
Water	701.02
Air-Entraining Admixtures	701.03
Fine Aggregate	703.01
Fly Ash	701.10
Chemical Admixtures	701.04
Accelerating Admixtures	AASHTO M-194 Type "C"

(a) Compressive Strength The grout shall have a minimum penetration resistance of 100 psi in 24 hours when tested in accordance with ASTM C403 and a minimum compressive strength of 500 psi in 28 days when tested in accordance with ASTM C495 or C109.

(b) Performance Requirements The Contractor shall submit the proposed grout mix, methods, plans and criteria of the grouting operations. The grouting system shall have sufficient gauges, monitoring devices and tests to determine the effectiveness of the grouting operation and to ensure compliance with the liner pipe specifications and design parameters.

(c) Mix Designs One or more mixes shall be developed to completely fill the annular space based on the following requirements:

- (1) Size of annular void
- (2) Void (size) of the surrounding soil
- (3) Absence or presence of groundwater
- (4) Sufficient strength and durability to prevent movement of the liner pipe, and
- (5) Provide adequate retardation.

Qualifications The Contractor shall demonstrate to the Resident its worker's capabilities of filling the annular space and performing their work in conformance with the Plans and the Specifications.

Grouting Equipment The materials shall be mixed in equipment of sufficient size and capacity to provide the desired amount of grout material for each stage in a single operation. The equipment shall be capable of mixing the grout at densities required for the approved procedure and shall also be capable of changing density as dictated by field conditions any time during the grouting operation.

Injection Procedure and Pressure The gauged pumping pressure shall not exceed the liner pipe Manufacturer's approved recommendations. Pumping equipment shall be of a size sufficient to inject grout at velocity and pressure relative to the size of the annular space. Gauges to monitor grout pressure shall be attached immediately adjacent to each injection port. The gauge shall conform to an accuracy of not more than one-half percent error over the full range of the gauge. The range of the gauge shall be not more than 100 percent greater than the design grout pressure. Pressure gauges shall be instrument oil filled and attached to a saddle type diaphragm seal (gauge saver) to prevent slogging with grout. All gauges shall be certified and calibrated in accordance with ANSI B40 Grade 2A.

Test Section The Contractor shall be required to perform a test on each type of grout and grout system proposed to be used.

Submittals and Required Calculations The Contractor shall submit the following to the Resident for review and approval at least 30 working days prior to the start of the grouting operation:

- (1) The proposed grouting mix
- (2) The proposed densities and viscosities
- (3) Initial set time of the grout
- (4) The proposed grouting method
- (5) The maximum of injection pressures
- (6) The 24-hour and 28-day compressive strengths
- (7) Proposed grout stage volumes
- (8) Bulkhead designs

- (9) Buoyant force calculations
- (10) Flow control
- (11) Provisions for service connections
- (12) Pressure gauge certification
- (13) Vent location plans
- (14) Certification that grouting plan conforms with all provisions, cautions and restrictions or the liner manufacturer.

These shall be submitted as a complete package for a single or sample section only. The Contractor shall notify the Resident of any changes to be made in grouting.

Method of Measurement Grout satisfactorily placed and accepted will be measured by the cubic yard, in accordance with the pay limits established, if such limits have been established. In the absence of pay limits, the Resident may use discretion to accept the delivered quantity as the measurement for payment.

Basis of Payment The accepted work done under Annular Space Grouting including all forms, berms, bulkheads, pumping, and incidentals necessary **will be considered incidental to Item 509.202 Culvert Slip Lining.**

**Special Provision**  
**Section 603**  
**Culvert Slip Lining**  
**(Plastic Pipe)**

Description: This work shall consist of inserting a new pipe (liner pipe) into an existing culvert (host pipe), sealing the annular space (void between the liner and host pipes) at the end of the existing culvert, and preparing to fill the annular space with grout in accordance with the plans and specifications. The Contractor shall utilize the following new pipe to be inserted into the existing culvert:

- A Snap-Tite solid wall high density polyethylene (HDPE) or equivalent meeting the requirements of this Special Provision.

The Contractor shall handle and assemble all elements of the structure in accordance with the manufacturer's recommendations, except as modified herein, on the plans or as directed by the Resident. The Contractor shall submit fabrication details including assembly drawings, pipe insertion methods, internal joint coupling and bracing details to the Resident for approval a minimum of 10 working days prior to beginning work.

Materials: The culvert liner shall consist of high density polyethylene HDPE meeting the following specifications

AASHTO M326: Standard Specification for Polyethylene (PE) Liner Pipe, 300- to 1600-mm Diameter, Based on Controlled Outside Diameter.

ASTM D 2321 - Standard Practice for Underground Installation of Thermoplastic Pipe for Sewers and Other Gravity-Flow Applications.

ASTM D 3212 - Standard Specification for Joints for Drain and Sewer Plastic Pipes Using Flexible Elastomeric Seals.

ASTM D-3350: Standard Specification for Polyethylene Plastics Pipe and Fittings Materials.

ASTM F 477 - Standard Specification for Elastomeric Seals (Gaskets) for Joining Plastic Pipe

ASTM F 585 - Standard Guide for Insertion of Flexible Polyethylene Pipe Into Existing Sewers

Construction Requirements:

Preparation: The Contractor shall dewater, inspect, and clean the existing culvert. If necessary, the Contractor shall provide strutting and bracing to insure the stability of the existing culvert during this operation.

**Special Provision**  
**Section 603**  
**Culvert Slip Lining**  
**(Plastic Pipe)**

**Slip Lining:** The HDPE liner pipe may be inserted into the existing culvert with a power winch and steel cable connected to the end of the liner pipe in an appropriate manner. The pipe manufacturer's recommendations should be followed regarding the most appropriate method of attaching the cable to the liner pipe. If necessary, a special pulling head may be attached to the end of the liner pipe to facilitate easy connection of the pulling cable. The Contractor may push or pull or use a combination of both to get the new pipe sections into place. When pushing is used, the jacking force must be uniformly distributed around the perimeter of the liner pipe to avoid the possibility of damaging the liner pipe due to a concentrated jacking load. The Contractor may utilize skids in the existing culvert, to facilitate placement of the new pipe sections. The displacement between adjacent sections of new pipe shall not exceed 0.5”.

The new pipe shall be braced against the existing culvert so that the new pipe shall remain in place during grouting operations. The Contractor is responsible for assuring that the new pipe does not “float” during grouting operations. A minimum 1” of grout shall be between the new pipe and the existing culvert. Bracing material shall not significantly impede grout flow into the annular space.

**Joint Requirements:** HDPE Liner joints shall comply with AASHTO M326 Section 7.8 for watertight joints. The HDPE pipes used for liners in gravity flow culverts shall be solid wall construction with mechanical end connectors, male and female consisting of dual interlocking machined grooves (2 landing points), meeting requirements of AASHTO M326 Section 7.7.2 and 7.7.3 for compressive and tensile strength. The elastomeric sealing area must have a gasket that encompasses the full circumference of the mating joint with a minimum width of .75”.

**Bulkheads:** The Contractor shall provide bulkheads to seal the open points of each run of pipe to be grouted. If necessary, penetration of the host pipe may be permitted to facilitate grouting of the annular space. Multiple fill pipes may be required. The Contractor shall vent the annular space to allow for air and excess water to escape and ensure uniform grout placement of the annular space. At minimum, an open ended, high point tap or equivalent vent must be provided and monitored at the bulkhead. Additional vents may be employed which can serve as intermediate grout verification points.

**Grouting:** The Contractor shall fully grout the annular space in accordance with Special Provision 502 Annular Space Grouting

**Method of Measurement:** Culvert slip lining will be measured by the length in linear feet along the invert, laid as directed, complete in place and accepted.

**Special Provision**  
**Section 603**  
**Culvert Slip Lining**  
**(Plastic Pipe)**

Basis of Payment: Payment for culvert slip lining will be paid for at the contract unit price per linear foot. Culvert slip lining includes full compensation for furnishing all labor, materials, and equipment necessary to manufacture, assemble and install the liner pipe complete and in place, including but not limited to dewatering, cleaning, inspecting, strutting, bracing, inserting, bulkheads, annular space grout, installing grout nipples, plugs, fittings, hardware, and damaged pipe repair.

Payment will be made under:

<u>Pay Item</u>	<u>Pay Unit</u>
509.201 Culvert Slip Lining	Linear foot

SPECIAL PROVISION 639  
ENGINEERING FACILITIES  
Type D Field Office

639.01 Description This work shall consist of providing, equipping, and maintaining facilities and internet connection to be solely used by the Resident and other assigned Department representatives. Upon completion of the work, the equipment shall remain the property of the Contractor.

639.03 General The equipment of the type called for shall be provided before the start of work, and shall remain until work is completed and accepted, unless earlier removal is authorized. The location shall be approved by the Resident and should be adjacent or virtually adjacent to the Project.

639.04 Field Offices The Contractor shall provide wheelchair accessible portable toilet facilities. The toilet facility shall be maintained in sanitary condition and include hand sanitizing equipment. The toilet facility shall be for the exclusive use of State personnel. If requested, the Contractor will supply a lock to ensure exclusive use.

The Contractor shall provide bottled water for the duration of the project.

639.091 Broadband Connection The Contractor will supply a secure wireless broadband connection, capable of 802.11n or newer. The type of connection supplied will be contingent upon the availability of services and shall be compatible with Windows OS and Apple OS systems and devices. It shall be the contractor's option to provide dynamic or static IP addresses through the service. The selected service will have a minimum download connection of 5.0 Mbps and 1.0 Mbps upload. The contractor shall be responsible for the installation charges and all reinstallation charges following suspended periods. Monthly service and maintenance charges shall be billed by the Internet Service Provider (ISP) directly to the contractor.

639.10 Method of Measurement Field office will be measured by the unit for each set-up provided, equipped and maintained satisfactorily.

639.11 Basis of Payment The accepted quantity of field office will be paid for at the contract unit price each, which payment shall be full compensation for furnishing bottled water and broadband connection, and installing and maintaining toilet facilities.

Payment for these items will be made in 2 parts; the first payment of ½ to be made after the Contractor supplied equipment has been approved. The second payment of ½ will be made at the completion of the work.

<u>Pay Item</u>	<u>Pay Unit</u>
639.21 Field Office, Type D	Each

SPECIAL PROVISION  
SECTION 652  
MAINTENANCE OF TRAFFIC

Approaches. Approach signing shall include the following signs at a minimum. Field conditions may warrant the use of additional signs as determined by the Resident.

Road Work Next X\* Miles  
Road Work 500 Feet (Ahead)  
End Road Work

Work Areas. At each work site, signs and channelizing devices shall be used as directed by the Resident.

Signs include:

Road Work xxxx<sup>1</sup>.  
One Lane Road Ahead  
Flagger Sign

Other typical signs include:

Be Prepared to Stop  
Low Shoulder  
Bump  
Pavement Ends

The above lists of Approach signs and Work Area signs are representative of the contract requirements. Other sign legends may be required.

Unless otherwise defined in Special Provision 105/107 or submitted and approved in the Traffic Control Plan, the following shall apply:

- The Contractor shall conduct their operations in such a manner that the roadway will not be restricted to one lane for more than 2,500 feet at each work area and no more than 4,000 feet for paving and milling work areas.
- Where more than one work area restricts traffic to one lane operation, these work areas shall be separated by at least 1 mile of two-way operation.

**Temporary Centerline** A temporary centerline shall be placed each day on all new pavement to be used by traffic. The temporary centerline, when specified of reflectorized traffic paint, shall conform to the standard marking patterns used for permanent markings. Failure to apply a temporary centerline daily will result in a Traffic Control Violation and suspension of paving operations until temporary markers are applied to all previously placed pavement.

<sup>1</sup> “Road Work Ahead” to be used in short duration operations and “Road Work xx feet” to be used in stationary operations as directed by the Resident.

**SPECIAL PROVISION  
SECTION 652  
MAINTENANCE OF TRAFFIC  
(Automated Speed Limit Sign)**

**Item 652.45 – Automated Trailer-Mounted Speed Limit Sign**

652.1 Description This special provision provides for furnishing, operating, and maintaining an Automated Trailer Mounted Radar Speed Limit Sign for project use. The Contractor shall furnish, operate, and maintain the Automated Trailer Mounted radar Speed Limit Signs during the project operations.

652.1.1 Instruction and maintenance manuals shall be provided.

652.2 Materials

**Automated Trailer Mounted Speed Limit Sign**

Trailer mounted speed limit signs shall be self-contained units including sign assembly, flashing lights, directional radar to measure speed limits, a regulatory speed limit sign, a construction sign stating “Work Zone Speed Limit When Flashing” and power supply specifically constructed to operate as a trailer-mounted sign. The preferred color of the unit shall be “construction orange”.

Signs Base material for the regulatory speed limit signs shall be weather proof, rigid substrate specifically manufactured for highway signing and meet the retro-reflective sheeting application requirements of the sheeting manufacturer.

Sign text shall consist of the letters, digits and symbols either applied by stick-on or silk screen, to conform to the dimensions and designs indicated in the Contract, MUTCD and/or FHWA Standard Highway Signs. The materials and methods shall be in accordance with standard commercial processes.

The regulatory sign should have changeable speed limit numbers.

“Work Zone” construction signs shall be mounted on the trailer unit above and below the regulatory speed limit sign. (see attached detail). The “When Flashing “construction sign shall be added to the trailer, if the Resident deems the sign necessary.

Signs and secondary signs shall follow the MUTCD for minimum mounting heights.

Power supply The power supply shall be either full battery power with solar panel charging (capable of maintaining a charged battery level) and 135 ampere, 12 volt deep cycle batteries, or diesel powered generator with a fuel capacity sufficient for 10 hours of continuous operation.

Flashing Lights Each unit shall be equipped with two mono-directional flashing lights, placed in accordance with the MUTCD, with amber lenses and reflectors, which are visible through a range of 120 degrees when viewed facing the sign. The lights, either strobe, halogen, or incandescent lamps, shall be visible for a minimum distance of one mile under daylight conditions and shall have a minimum flash rate of 40 flashes per minute. An “On” indicator light shall be mounted on the back of the signs, which is visible for at least 500 feet to provide confirmation that the flashing lights are operating.

Radar The directional radar shall monitor approaching traffic only. The radar shall be capable of measuring speeds from 5 to 70 MPH at a distance of up to 1500 feet and shall have a high speed cut off threshold.

**Data Collection Units shall obtain traffic data, statistics, to include location, speeds, and times. This information shall be capable of being downloaded from the sign location with Bluetooth, wireless connection, or be accessed remotely via cellular data link. Units shall also have the capability to download this information via a USB port. Software to interface with PC or MAC Operating Systems shall be provided to the Department.**

### CONSTRUCTION REQUIREMENTS

652.3.2 Responsibility of the Contractor The Contractor shall furnish the automated Trailer Mounted Speed Limit Sign as described in 2.1 for this project.

All existing speed limit signs, which conflict with the construction zone trailer mounted speed limit signs shall be covered completely during the operation of the flashing lights. These signs shall be immediately uncovered when the use of the flashing lights is discontinued.

Automated Trailer Mounted Speed Limit Signs shall be used only during the Contractor’s actual work hours, unless specifically authorized by the Engineer.

The Resident will record the actual time and location for the signs on a daily basis when the Automated Trailer Mounted Speed Limit Signs are in use.

Automated Trailer Mounted Speed Limit Signs shall be located as directed by the Resident. Placement of additional “Reminder” signs may be ordered by the Resident.

Automated Trailer Mounted Speed Limit Signs shall be placed outside the clear zone whenever practical and possible. The signs shall be removed outside the clear zone of the traveled way as specified in the Traffic Control Plan when not in use unless protected by portable barrier or equivalent. The signs shall be delineated with retro-reflective temporary traffic control devices while in use and shall also be delineated by affixing a retro-reflective material directly on the trailer.

Upon delivery of the Automated Trailer Mounted Speed Limit Sign and before acceptance by the Department, the Contractor shall have a representative of the manufacturer review the condition and notify the Resident in writing, of all deficiencies noted.

The Contractor shall arrange to have all necessary repairs performed at no cost to the Department.

To avoid impairing driver vision, the Contractor shall dim the lighted speed limit readings by 50 percent during nighttime use, and restore full power lighting during daytime operation.

#### METHOD OF MEASUREMENT

652.7 Method of Measurement Each Automated Trailer Mounted Speed Limit Sign will be measured as a unit.

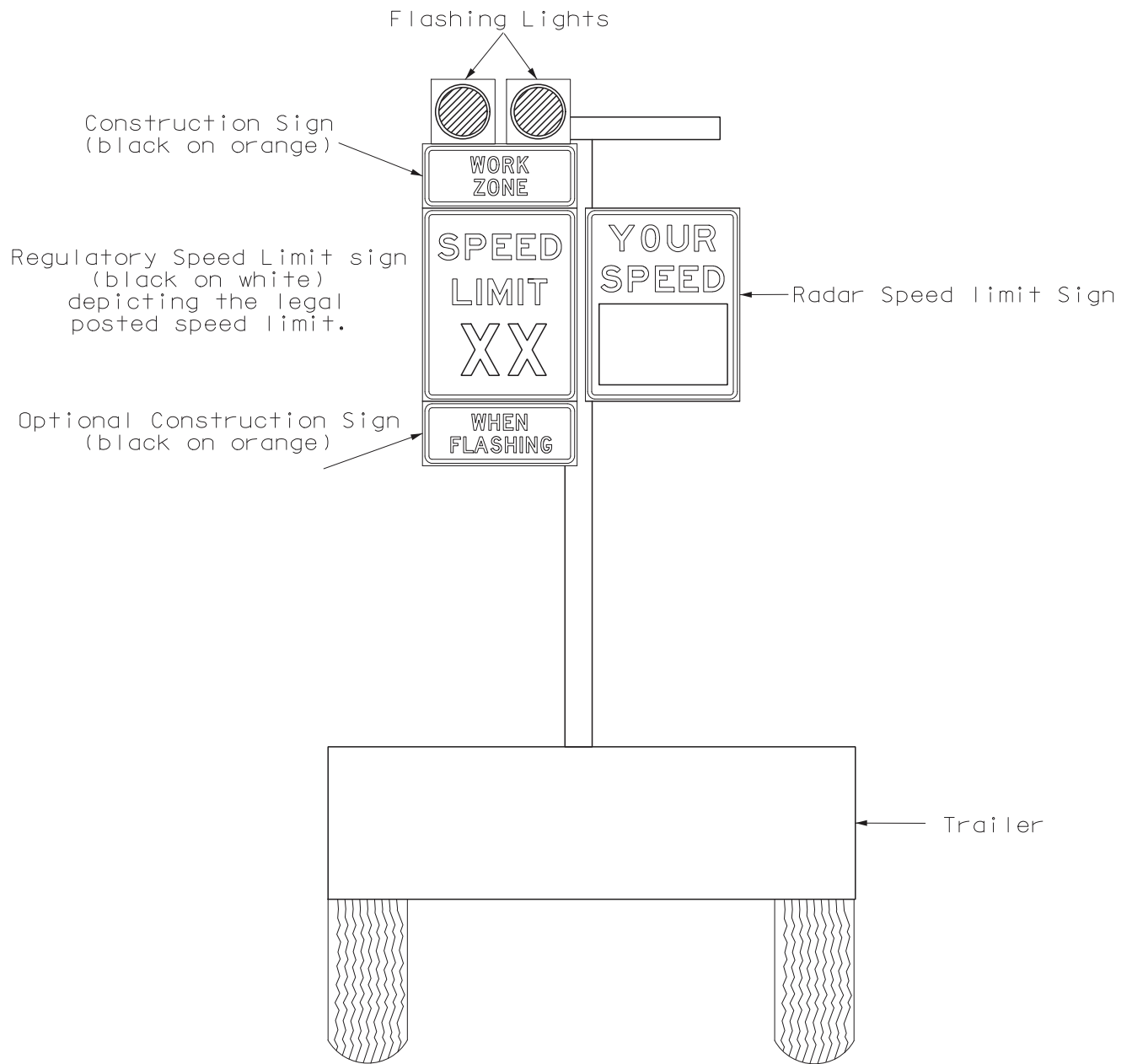
A unit will include the unit as described in 2.1, the trailer, radar Speed Limit Sign, flashing beacon amber lights, regulatory speed limit sign, "Work Zone Speed limit when flashing" construction sign, fuel, necessary maintenance, and all checking of radar Speed Limit Signs by manufacturer. Also included are all project moves including the transporting and delivery of each unit.

#### BASIS OF PAYMENT

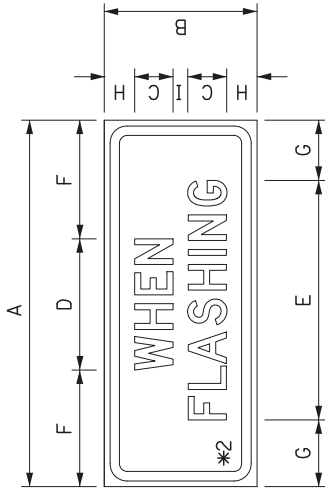
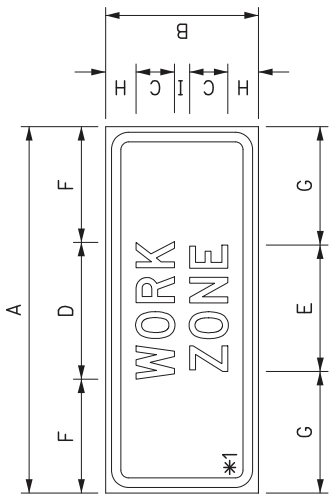
652.8 Basis of Payment The accepted quantity of Automated Trailer Mounted Speed Limit Sign will be paid for at the contract price per unit for the number of units used and accepted.

Payment will be made under:

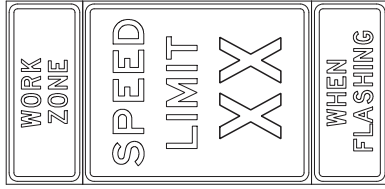
Pay Item		Pay Unit
652.45	Automated Trailer Mounted Speed Limit Sign	Unit



Automated Trailer Mounted Speed Limit Sign  
note: not to scale



\*1 - 1.25" BORDER, 0.75" INDENT, BLACK ON ORANGE; BB GRADE PLYWOOD SIGN  
 \*2 - 1.25" BORDER, 0.75" INDENT, BLACK ON WHITE; BB GRADE PLYWOOD SIGN  
 \*3 - 1.25" BORDER, 0.75" INDENT, BLACK ON WHITE; BB GRADE PLYWOOD SIGN



DIMENSIONS ( inches)/LETTER FONTS

	A	B	C	D	E	F	G	H	I	J	K	L
*1	48	20	5D	18 <sup>1</sup> / <sub>8</sub>	16 <sup>5</sup> / <sub>8</sub>	14 <sup>7</sup> / <sub>8</sub>	15 <sup>5</sup> / <sub>8</sub>	4	2	N/A	N/A	N/A
*2	48	20	5D	17 <sup>1</sup> / <sub>4</sub>	31 <sup>3</sup> / <sub>8</sub>	15 <sup>1</sup> / <sub>2</sub>	8 <sup>1</sup> / <sub>4</sub>	4	2	N/A	N/A	N/A
*3	48	60	8E	16E	38 <sup>1</sup> / <sub>4</sub>	29 <sup>1</sup> / <sub>4</sub>	29 <sup>1</sup> / <sub>2</sub>	4 <sup>7</sup> / <sub>8</sub>	9 <sup>3</sup> / <sub>8</sub>	9 <sup>1</sup> / <sub>4</sub>	8	6

**CONSTRUCTION SIGN/REGULATORY SIGNS**

**TRAILER MOUNTED CONSTRUCTION ZONE  
SPEED LIMIT SIGN**

SPECIAL PROVISION  
SECTION 717  
ROADSIDE IMPROVEMENT MATERIALS  
(Seed)

717.03 Seed Revise this Sub Section by removing the material property tables for “Method #1 - Park Mixture” and “Method #2 - Roadside Mixture #2” and replace with the following:

**Seed Mixtures shall consist of seed proportioned percent by weight as follows:**

<b>Method #1 – Park Mixture</b>	
<b>Specification</b>	<b>Property</b>
Turf Type Tall Fescue	40% +/- 2%
85/80 Kentucky Bluegrass	25% +/-2%
Perennial Rye Grass	20% +/-2%
Annual Ryegrass	15% +/- 2%

<b>Method #2 – Roadside Mixture #2</b>	
<b>Specification</b>	<b>Property</b>
Turf Type Tall Fescue	60% +/-2%
White Clover	5% +/-2%
Perennial Rye Grass	15% +/-2%
Annual Ryegrass	20% +/-2%

This special provision is temporary while supplies are limited and may be Modified to the Seed Mix in the March 2020 Standard Specification Book when supplies are available again.

## 2020 STANDARD DETAIL UPDATES

Standard Details and Standard Detail updates are available at:  
<http://maine.gov/mdot/contractors/publications/standarddetail/>

<b><u>Detail #</u></b>	<b><u>Description</u></b>	<b><u>Revision Date</u></b>
502(19)	Bridge Drains	3/17/2023
502(15)	Bridge Drains	3/17/2023
502(20)	Bridge Drains	3/17/2023
502(23)	Bridge Drains	3/17/2023
502(24)	Bridge Drains	3/17/2023
502(25)	Bridge Drains	3/17/2023
502(26)	Bridge Drains	3/17/2023
504(07)	Diaphragm & Crossframe Notes	3/17/2023
507(20)	Steel Approach Railing 3-Bar	2/11/2021
507(21)	Steel Approach Railing 3-Bar	2/11/2021
507(22)	Steel Approach Railing 3-Bar	2/11/2021
507(23)	Steel Approach Railing 3-Bar	2/11/2021
507(27)	Steel Approach Railing	2/11/2021
526(01)	Portable Concrete Barrier	1/14/2021
526(01A)	Portable Concrete Barrier	1/14/2021
526(01B)	Portable Concrete Barrier	1/14/2021
526(02)	Portable Concrete Barrier	1/14/2021
526(02A)	Portable Concrete Barrier	1/14/2021
526(03)	Portable Concrete Barrier	1/14/2021
526(04)	Portable Concrete Barrier	1/14/2021
526(04A)	Portable Concrete Barrier	1/14/2021
526(04B)	Portable Concrete Barrier	1/14/2021
526(05)	Permanent Concrete Barrier	3/17/2023
526(21)	Permanent Concrete Barrier	3/17/2023
526(22)	Concrete Transition Barrier	3/17/2023
526(38)	Concrete Transition Barrier	3/17/2023
526(39)	Texas Classic Rail	3/17/2023
526(55)	Texas Classic Rail	3/17/2023

603(10)	Concrete Pipe Ties	6/10/2021
605(01)	Underdrain	7/8/2022
605(01)	Underdrain Notes	7/8/2022
606(17)	Midway Splice Guardrail Transition	6/10/2022
606(23)	Standard Bridge Transition – Type “1”	2/11/2021
606(24)	Standard Bridge Transition – Type “1A”	2/11/2021
608(02)	Detectable Warnings	6/10/2021
609(09)	Precast Concrete Vertical Curb	2/11/2021
627(07)	Crosswalk	2/22/2022
627(08)	Crosswalk	2/22/2022
643(11)	ATCC Cabinet	12/14/2020
801(11)	Pedestrian Ramp Notes	6/10/2021
801(12)	Pedestrian Ramp Requirements	8/13/2021
801(13)	Ramp Length Table	6/10/2021
801(14)	Parallel Pedestrian Ramp	6/10/2021
801(15)	Perpendicular Pedestrian Ramp – Option 1	6/10/2021
801(16)	Parallel Pedestrian Ramp – Option 2A	6/10/2021
801(17)	Perpendicular Pedestrian Ramp – Option 2A	6/10/2021
801(18)	Parallel Pedestrian Ramp – Option 2B	6/10/2021
801(19)	Perpendicular Pedestrian Ramp – Option 2B	6/10/2021
801(20)	Parallel Pedestrian Ramp – Option 3	6/10/2021
801(21)	Perpendicular Pedestrian Ramp – Option 3	6/10/2021
801(22)	Side Street Pedestrian Ramp	6/10/2021
801(23)	Parallel Pedestrian Ramp – Esplanade	6/10/2021
801(24)	Perpendicular Pedestrian Ramp – Esplanade	6/10/2021
801(25)	Island Crossings	6/10/2021
801(26)	Blended Transition	6/10/2021
801(27)	Pedestrian Ramp Adjacent to Driveway or Entrance	6/10/2021
802(05)	Roadway Culvert End Slope Treatment	1/03/2017

**SUPPLEMENTAL SPECIFICATIONS**  
**(Corrections, Additions, & Revisions to Standard Specifications – March 2020)**

SECTION 101  
CONTRACT INTERPRETATION

101.2 Definitions

Holidays Amend this paragraph by adding “**Juneteenth**” between ‘Memorial Day’ and ‘Independence Day’.

Plans Revise this paragraph by removing “**Standard Details, Supplemental Standard Details**” from the first sentence.

SECTION 102  
BIDDING

102.11 Bid Responsiveness Revise the paragraph that states “The Bid is not signed by a duly authorized representative of the Bidder.” So that it reads:

**“The Bid is not signed by a duly authorized representative of the Bidder.**

- **Properly submitted electronic bids meet this requirement.**
- **Paper bids must include at least one signed copy of the Contract Agreement Offer & Award form.”**

SECTION 104  
GENERAL RIGHTS AND RESPONSIBILITIES

104.2.1 Furnishing of Right-of-Way Revise the last sentence in the first paragraph by removing “105.4.5 – Special Detours” and replacing it with “**105.4.5 – Maintenance of Existing Structures.**”.

SECTION 105  
GENERAL SCOPE OF WORK

105.10.2 Requirements Applicable to All Contracts Under section A, number 2, in the first sentence of the first paragraph, revise this Section by replacing the word “handicap” in two places with the word “disability” so it now reads:

**“2) The Contractor will, in all solicitations or advertisements for employees placed by or on behalf of the Contractor, State that all qualified applicants will receive consideration for employment without regard to race, color, sexual orientation, religious creed, sex, national origin, ancestry, age, physical disability, or mental disability.”**

SECTION 106  
QUALITY

106.6 Acceptance Revise this Subsection by replacing the paragraph beginning with “Acceptance of Hot Mix Asphalt Pavement will be based” with:

**“Acceptance of Hot Mix Asphalt Pavement will be based on Method A or C Statistical Acceptance, or Method B or D Acceptance as specified. The method of acceptance for each item is defined in Special Provision, Section 403, Hot Mix Asphalt Pavement. When items of Hot Mix Asphalt Pavement are not so designated, Method A will be utilized whenever there are more than 1000 tons per Hot Mix Asphalt Pavement item, and Method B will be utilized when there are less than or equal to 1000 tons per Hot Mix Asphalt Pavement item.”**

Revise Subsection “B” by removing it and replacing it with:

**“B. Items not designated for Statistical Acceptance will utilize Method B or D Acceptance testing to validate the quality of the material incorporated into the Project. For material paid under Item 403.209 – Method D, or designated to be visually accepted, the Contractor shall provide the Department with a Certification Letter that indicates that the material supplied complies with the Specifications. Test results representative of the certified material shall be attached to the letter.**

**The Department will randomly sample and test the certified Material for properties noted in Table 1 of Section 502 - Structural Concrete or Table 14 of Section –401.21 Acceptance Method B & D. Material will be subject to rejection as noted in Structural Concrete Section 502.195 - Quality Assurance Method C Concrete or Hot Mix Asphalt, Section 401.2022 Pay Adjustment – Method B & D.”**

106.7.1 Standard Deviation Method Revise 106.7.1, subsection H by removing the following from the first paragraph:

“Method B:  $PF = [70 + (Quality\ Level * 0.33)] * 0.01$ ”

SECTION 107  
TIME

107.3.1 General Amend this paragraph by adding “**Juneteenth**” between ‘Patriot’s Day’ and ‘the Friday after Thanksgiving’.

## SECTION 108 PAYMENT

108.3 Retainage Revise the third paragraph of this section so that it reads:

**“Upon Final Acceptance, and determination by the department that there are no claims either by or on the Contractor or Subcontractors; no over payments by the department; no LDs due; and no disincentives due, the Department will reduce Retent to 1% of the original Contract Award amount, or \$100,000, whichever is less, as it deems desirable and prudent.”**

108.4.1 Price Adjustment for Hot Mix Asphalt Revise the first paragraph of this section by replacing the first sentence with the following:

**“For each Contract, a price adjustment for performance graded binder will be made for the following pay items, when the total quantity of Hot Mix Asphalt included in these items is in excess of 500 tons, based on the estimated quantities of these items at the time of bid.”**

Amend this section by adding “**Item 461.2101 Polymer Modified 9.5 mm**” to the list of Pay Items that are eligible for a price adjustment. Also add “**Item 461.2101 - 6.4%**” to the list of Asphalt percentages.

## SECTION 110 INDEMNIFICATION, BONDING, AND INSURANCE

110.3.9 Administrative & General Provisions Amend this subsection by adding “**Automobile Liability**” under letter A) Additional Insured to the list of exceptions.

## SECTION 206 STRUCTURAL EXCAVATION

206.01 Description – *Structural Earth Excavation, Below Grade* delete the entire sentence and replace with “**shall consist of the removal of excavation required for unknown or unanticipated subsurface condition. See 206.04 – Method of Measurement for pay limits.**”

206.04 Method of Measurement – Drainage and Minor Structures Paragraph 1, sentence 2, delete the remainder of the sentence beginning with “...provided the maximum allowable...”

And replace with: “**...in accordance with the following limits:**”

- **Vertical pay limits:**
  - o **Below a plane parallel with and 12 inches below the bottom of the drainage or minor structure or**

- **Below the excavation limits shown in the Bid Documents; whichever is greater.**
- **Horizontal pay limits – The maximum allowable horizontal dimensions shall not exceed those bounded by vertical surfaces 18 inches outside the base, or extreme limits of, the structure, and to the vertical neat lines of underdrain trenches, as shown in the Contract Documents.**

## SECTION 401 HOT MIX ASPHALT PAVEMENT

401.19 Contractor Quality Control Amend this Section by adding the following to the end:  
**“Failure to comply with the approved QCP will result in work suspension and pay reductions as outlined in Section 106.4.6. The Quality Control Plan Value shall be the total bid value for all items covered by the QCP as identified in Special Provision 403.”**

## SECTION 501 FOUNDATION PILES

### 501.05 Method of Measurement

c. Piles in Place Revise the third paragraph by replacing the “10” with “20” so that it reads:

Unused pile cutoffs **20** feet or more in length, except those required to accommodate the Contractor’s construction method, as discussed herein, will remain the property of the Department and will be stored at a bridge maintenance yard nearest the project. Hauling and unloading of piles will be done by the Contractor or by the Department, depending upon availability of services.

## SECTION 502 STRUCTURAL CONCRETE

502.09 Forms and Falsework Amend this subsection by adding the subsection title “**502.10 Placing Concrete**” after section “D” Removal of Forms and False work” and after the paragraph beginning with “2. Forms and False work, including blocking...”. So that a new subsection starts and reads:

### **502.10 Placing Concrete**

A. **General Concrete shall not be placed until forms ....”**

502.1701 Quality Control, Method A and B Revise this Section so that the first paragraph and the first sentence of the second paragraph read:

**502.17 Quality Control The Contractor shall control the quality of the concrete through testing, inspection, and practices which shall be described in the QCP, sufficient to assure a product meeting the Contract requirements. The QCP shall meet the requirements of Section 106, Quality, and this specification. No work under this item shall proceed until the QCP is**

submitted to and approved by the Department. Failure to comply with the approved QCP will result in work suspension and pay reductions as outlined in Section 106.4.6. The Quality Control Plan Value shall be the total bid value for all cast-in-place items covered by the QCP, using the P value listed in Special Provision 502. If no P value is listed, a value of \$350, or bid value per cubic yard, whichever is less, shall be used.

**502.1701 Quality Control, Method A and B** The QCP shall address all elements that affect the quality of the structural concrete including, but not limited to, the following: “

Section 502.1701, Quality Control, Revise Table 4 of this Subsection by removing it in its entirety and replacing it with:

TABLE 4  
METHOD A & B MINIMUM QUALITY CONTROL TESTING REQUIREMENTS \*

TEST	TEST METHOD	SAMPLING LOCATION	FREQUENCY
Gradation	AASHTO T-27 & T-11	Stockpile	One set per proposed grading before production. One set every 100 yd <sup>3</sup> (Min. 1 set per month)
Organic Impurities	AASHTO T-21	Stockpile	<b>Once per fine aggregate per year **</b>
% Absorption	AASHTO T-84 & T-85	Stockpile	Once per aggregate per year
Specific Gravity	AASHTO T-84 & T-85	Stockpile	Once per aggregate per year
Total Moisture in Aggregate	AASHTO T-255	Stockpile	One set per day's production
Free Water and Aggregate Wt.	N/A		One per day's production
% Entrained Air	AASHTO T-152	On Project	On first two loads and every third load thereafter provided consistent results are achieved
Compressive Strength	AASHTO T-22	On Project	One set per subplot
Compressive Strength	AASHTO T-22 @ 7days	On Project	One set per subplot

\* Additional QC testing will be required any time a process change occurs during a placement, including changes in type or dosage of admixture. Additional testing shall include, but is not limited to, entrained air testing.

\*\* **If the color produced is a laboratory designation Plate III, then the fine aggregate shall be tested once per month.**

502.18, Method of Measurement, Revise Subsection ‘F’ by removing the word ‘transverse’ so that it reads: **“Saw cut grooving of concrete wearing surfaces, complete and accepted, will be measured for payment as one lump sum.”**

502.19, Basis of Payment, Revise the third paragraph by removing the word ‘transverse’ so that it reads: **“Saw cut grooving of concrete wearing surfaces will be paid for at the Contract Lump Sum Price, which shall be payment for furnishing all materials, labor, and equipment, including depth gauges and all incidentals, to satisfactorily complete the work.”**  
(Also see 535.24 and 535.25 for related changes)

### SECTION 503 REINFORCING STEEL

Section 503.07 Splicing Revise this section by removing the table and following footnote and replacing them with:

Minimum Lap Splice Length (inches)									
Bar Type	Bar Size								
	#3	#4	#5	#6	#7	#8	#9	#10	#11
Plain or Galvanized	16	20	24	29	38	47	59	72	85
Epoxy or Dual Coated	17	24	36	43	56	71	88	107	128
Stainless	19	24	30	36	47	59	73	89	107
Low-carbon Chromium	24	32	39	47	63	78	97	119	142

**“The minimum lap splice lengths in the table above are based on the parameters below. When any of these parameters are altered, appropriate minimum lap splice lengths will be as shown on the Plans.**

- Normal weight concrete
- Minimum 28-day concrete compressive strength from 4,000 psi to 10,000 psi
- Class B tension lap splice
- Minimum center-to-center spacing between bars of 6 inches
- Minimum clear cover of 2 inches
- Nominal reinforcing steel yield strengths
  - Low-carbon Chromium = 100 ksi
  - Stainless = 75 ksi
  - All others = 60 ksi
- Reinforcement with yield strengths greater than 75 ksi shall have beam transverse reinforcement and column ties provided over the required lap splice length in accordance with the current edition of the AASHTO LRFD Bridge Design Specifications

When lap splices are placed horizontally in an element where the concrete depth below the splice will be 12 inches, or more, the indicated lap splice lengths shall be multiplied by a factor of 1.3.”

SECTION 506  
SHOP APPLIED PROTECTIVE COATING – STEEL

506.13 Surface Preparation Amend this section by adding this paragraph to the end:

“Steel shall meet the requirements of SSPC SP8 Pickling prior to being immersed in the zinc tanks. Verification of the surface preparation shall be included in the QC documentation.”

SECTION 523  
BEARINGS

523.051 Protective Coating Revise this subsection by removing the paragraph beginning with “Anchor rods shall be galvanized...” and replacing with:

“Anchor rods shall be galvanized. When anchor rods are designated to secure bare unpainted steel or painted steel, a dielectric coating (epoxy or bituminous type coatings are acceptable) shall be applied to the anchor rod and/or adjacent steel to prevent contact between galvanized surfaces and painted or unpainted steel.”

523.22 Fabrication Amend this subsection by adding the following: “Elastomeric Bearings shall be fabricated in accordance with AASHTO M251.”

SECTION 526  
CONCRETE BARRIER

Amend this section by deleting it in its entirety and replacing it with:

**526.01 Description** This work shall consist of the furnishing, constructing, erecting, setting, resetting, and removal of concrete barrier and associated elements in accordance with these specifications, the Standard Details, and the lines and grades shown on the Plans or established by the Resident.

The types of concrete barrier are designated as follows:

**Portable Concrete Barrier Type I** Double faced removable barrier in accordance with the Standard Details.

**Permanent Concrete Barrier Type II** Double faced barrier as shown on the Plans.

**Permanent Concrete Barrier Type IIIa** Single faced barrier 32 inches high in accordance with the Standard Details or as shown on the Plans.

**Permanent Concrete Barrier Type IIIb** Single faced barrier 42 inches high in accordance with the Standard Details or as shown on the Plans.

**Permanent Concrete Transition Barrier** Barrier of various heights joining steel bridge rail to steel guardrail in accordance with the Standard Details or as shown on the Plans.

**Permanent Texas Classic Rail Barrier** Traffic rail or sidewalk rail, in accordance with the Standard Details or as shown on the Plans.

### **526.02 Materials**

a. **Concrete** Concrete for barriers, both permanent and portable, shall have a design strength of 5,000 psi.

For cast-in-place barrier: The concrete shall be Class LP, in accordance with Standard Specification Section 502, Structural Concrete.

For precast barrier: The concrete shall meet the requirements of Standard Specification 712.061, Structural Precast Concrete Units, except that the stripping strength for precast barriers is 4,000 psi.

b. **Reinforcing Steel** Reinforcing steel shall meet the requirements of Section 503, Reinforcing Steel.

c. **Structural Steel** Plates and barrier connections shall meet the requirements specified in Standard Specification 504 - Structural Steel and shall be hot dip galvanized after fabrication in accordance with Standard Specification 506, Shop Applied Protective Coating – Steel

d. **Bolts** Bolts shall meet the requirements specified in Section 713.02, High Strength Bolts.

e. **Connecting Pins for Portable Concrete Barrier** Portable concrete barriers must be connected using a 1- inch diameter pin. The connecting pin must be smooth, not deformed, i.e., reinforcing bar may not be used, and shall meet the strength requirements of ASTM A449 steel. Materials with greater strength may be used with the approval of the Department.

f. **Anchor Pins for Portable Concrete Barrier** Anchoring to concrete or asphalt will be required when specified on the Plans. When required, portable concrete barriers must be anchored using a 1 ½ - inch diameter anchor pin. The anchor pin must be smooth, not deformed, i.e., reinforcing bar may not be used, and shall meet the strength requirements of ASTM A36 steel. Materials with greater strength may be used with the approval of the Department.

g. **Device Crashworthiness** MaineDOT is transitioning to MASH2016 criteria for Portable Concrete Barrier on the following schedule:

**New Portable Concrete Barrier shall be crash tested and/or evaluated to MASH2016 criteria.**

**Current Portable Concrete Barrier in useful serviceable condition that is successfully tested to NCHRP Report 350 or MASH2009 criteria may be utilized through December 31, 2029.**

**Other current Portable Concrete Barrier that is deemed acceptable by the Department may be utilized on projects off the National Highway System through December 31, 2024.**

**526.03 Construction Requirements**

**Cast-in-place barriers shall be fabricated in accordance with Standard Specification Section 502, Structural Concrete. Precast barriers shall be fabricated in accordance with Standard Specification 534, Precast Structural Concrete.**

**Concrete finish for permanent barrier shall be rubbed as defined in Standard Specification Section 502, Structural Concrete, 502.13 D2 or an approved equal.**

**Portable concrete barrier shall be generally free from fins and porous areas and shall present a neat and uniform appearance.**

**Permanent barrier shall have a protective coating applied in accordance with Standard Specification Section 515, Protective Coating for Concrete Surfaces.**

**Reflective delineators for concrete median barrier shall meet the requirements of Special Provision 645, Highway Signing.**

**Preformed Joint Filler shall meet the requirements specified in Subsection 705.01, Preformed Expansion Joint Filler.**

**Permissible dimensional tolerances for all concrete barriers shall be as follows:**

- a. Cross-sectional dimensions shall not vary from design dimensions by more than  $\frac{1}{4}$  inch. The vertical centerline shall not be out of plumb by more than  $\frac{1}{4}$  inch.**
- b. Longitudinal dimensions shall not vary from the design dimensions by more than  $\frac{1}{4}$  inch per 10 feet of barrier section and shall not exceed  $\frac{3}{4}$  inches per section.**
- c. Location of anchoring holes shall not vary by more than  $\frac{1}{2}$  inch from the dimensions shown in the concrete barrier details on the Plans.**
- d. Surface straightness shall not vary more than  $\frac{1}{4}$  inch under a 10-foot straightedge.**
- e. The barrier shall have no significant cracking. Significant cracking is defined as fractures or cracks passing through the section, or any continuous crack extending for a length of 12 inches or more, regardless of position in the section.**

**526.04 Method of Measurement** Permanent Concrete Barrier Type II, IIIa, IIIb, Texas Classic Rail, and Precast Median Barrier will be measured for payment by lump sum, complete in place.

Portable concrete barrier, both anchored and unanchored will be measured for payment by lump sum. Lump sum measurement will include verification of the installation and removal of all portable concrete at the completion of the Contractor's operations.

The Contractor shall replace sections of portable concrete barrier, including anchored barrier damaged by the traveling public when directed by the Resident. Replacement sections will be measured for payment in accordance with Standard Specification 109.7, Equitable Adjustments to Compensation and Time.

Transition barrier will be measured by each, complete in place.

**526.05 Basis of Payment** The accepted quantities of Concrete Barrier Type II, IIIa, IIIb, Texas Classic Rail, and Precast Median Barrier will be paid for at the Contract lump sum price for the type specified, complete in place.

The accepted quantities of Portable Concrete Barrier Type I, both anchored and unanchored will be paid for at the Contract lump sum price. Such payment shall be full compensation for furnishing all materials, assembling, moving, resetting, transporting, temporarily storing, removing barrier, furnishing new parts as necessary, and all incidentals necessary to complete the work.

Portable barrier shall become the property of the Contractor upon completion of the use of the barrier on the project and shall be removed from the project site by the Contractor.

Transition barrier will be paid for at the Contract price each, complete in place.

The accepted quantity of all types of concrete barrier, whether portable or permanent, will be paid for at the lump sum or per each price, as applicable, which payment shall be full compensation for all materials, including reinforcing steel, protective coating, reflective delineators, steel plates and hardware, equipment, labor and incidentals required, as necessary, to complete the work.

Payment will be made under:

	<b><u>Pay Item</u></b>	<b><u>Pay Unit</u></b>
526.301	Portable Concrete Barrier, Type I	Lump Sum
526.304	Portable Concrete Barrier, Anchored Type I	Lump Sum
526.312	Permanent Concrete Barrier Type II	Lump Sum
526.321	Permanent Concrete Barrier Type IIIa	Lump Sum
526.323	Texas Classic Rail	Lump Sum

526.331	Permanent Concrete Barrier Type IIIb	Lump Sum
526.34	Permanent Concrete Transition Barrier	Each
526.502	Precast Concrete Median Barrier	Lump Sum”

SECTION 527  
ENERGY ABSORBING UNIT

527.02 Materials Amend this section by deleting it in its entirety and replacing it with:

**“MaineDOT is transitioning to MASH2016 criteria for Work Zone Traffic Control Devices on the following schedule:**

**Portable Crash Cushions will be crash tested and/or evaluated to MASH2016 criteria by January 1, 2030. Current Category 3 devices in useful serviceable condition that are successfully tested to NCHRP Report 350 or MASH2009 criteria may be utilized through December 31, 2029.**

**Work Zone Crash Cushions shall be selected from the Department’s Qualified Products List of Crash Cushions/Impact Attenuators or approved equal.”**

SECTION 535  
PRECAST, PRESTRESSED CONCRETE SUPERSTRUCTURE

535.24, Installation of Slabs, Beams, and Girders Revise the 5<sup>th</sup> paragraph by replacing “6.0 and 9.0” to “5.0 and 8.0” so it reads: **“Ready mixed grout shall achieve a design compressive strength of 6,000 psi at 28 days, have an entrained air content of between 5.0 and 8.0 percent, be non-shrink, flowable, and contain a non-shrink additive listed on the Department QPL for expansive cements.”**

535.25, Installation of Precast/Prestressed Deck Panels Revise the 2<sup>nd</sup> paragraph by replacing “6.0 and 9.0” to “5.0 and 8.0” so it reads: **“Ready mixed grout shall achieve a design compressive strength of 6,000 psi at 28 days, have an entrained air content of between 5.0 and 8.0 percent, be non-shrink, flowable, and contain a non-shrink additive listed on the Department QPL for expansive cements.”**

SECTION 606  
GUARDRAIL

Amend this section by replacing it with the following:

606.01 Description This work shall consist of furnishing and installing guardrail components in accordance with these specifications and in reasonably close conformity with the lines and grades shown on the plans or as established. Guardrail is designated as:

31" W-Beam Guardrail - Mid-Way Splice

Galvanized steel w-beam, 8" wood or composite offset blocks, galvanized steel posts

Thrie Beam

Galvanized steel thrie beam, 8" wood or composite offset blocks, galvanized steel posts

Median guardrail shall consist of two beams of the above types, mounted on single posts.

Bridge mounted guardrail shall consist of furnishing all labor, materials, and equipment necessary to install guardrail as shown on the plans. This work shall also include drilling for and installation of offset blocks if specified, and incidental hardware necessary for satisfactory completion of the work.

Remove and Reset and Remove, Modify, and Reset guardrail shall consist of removing the existing designated guardrail and resetting in a new location as shown on the plans or directed by the Resident. Remove, Modify, and Reset guardrail and Modify guardrail include the following guardrail modifications: Removing plate washers at all posts, except at anchorage assemblies as noted on the Standard Details, adding offset blocks, and other modifications as listed in the Construction Notes or General Notes. Modifications shall conform to the guardrail Standard Details.

Bridge Connection shall consist of the installation and attachment of beam guardrail to the existing bridge. This work shall consist of constructing a concrete end post or modifying an existing end post as required, furnishing, and installing a terminal connector, necessary hardware, and incidentals required to complete the work as shown on the plans. Bridge Transition shall consist of a bridge connection and furnishing and installing guardrail components as shown in the Standard Details.

606.02 Materials Materials shall meet the requirements specified in the following Sections of Division 700 - Materials:

Timber Preservative	708.05
Metal Beam Rail	710.04
Guardrail Posts	710.07
Guardrail Hardware	710.08

Guardrail components shall meet the applicable standards of "A Guide to Standardized Highway Barrier Hardware" prepared and approved by the AASHTO-AGC-ARTBA Joint Cooperative Committee, Task Force 13 Report.

Posts for underdrain delineators shall be "U" channel steel, 8 ft long, 2 ½ lb/ft minimum and have 3/8-inch round holes, 1-inch center to center for a minimum distance of 2 ft from the top of the post.

Reflectorized Flexible Guardrail Markers shall be mounted on all guardrails. A marker shall be mounted onto guardrail posts at the flared guardrail terminal end point and tangent point, both at the leading and trailing ends of each run of guardrail. The marker's flexible posts shall be gray with either silver-white or yellow reflectors (to match the edge line striping) at the tangents, red at leading ends, and green at trailing ends. Whenever the guardrail terminal is not flared, markers will only be required at the terminal end point. These shall be red or green as appropriate. Markers shall be installed on the protected side of guardrail posts unless otherwise approved by the Resident. Reflectorized flexible guardrail markers shall be from the Department's Qualified Products List of Delineators. The marker shall be gray, flexible, durable, and of a non-discoloring material to which 3-inch by 9-inch reflectors shall be applied, and capable of recovering from repeated impacts and meeting MASH 16 requirements. Reflective material shall meet the requirements of Section 719.01 for ASTM D 4956 Type III reflective sheeting. The marker shall be secured to the guardrail post with two fasteners, as shown in the Standard Details.

Reflectorized beam guardrail reflectors shall be mounted on all "w" beam guardrail and shall be either the "butterfly" type or linear delineation system panels. "Butterfly" or linear delineation panels shall be installed at approximately 62.5 foot intervals on tangents (after every tenth post) and 31.25 feet on curves (after every fifth post), and shall be centered on the guardrail beam. On Divided highways, the left-hand delineators shall be yellow and the right-hand delineators shall be silver/ white. On two-way directional highways, the right-hand side will have silver / white reflectors and no reflectorized delineator used on the left. Delineators shall have reflective sheeting that meets or exceeds the requirements of Section 719.01.

"Butterfly" reflectors shall be fabricated from high-impact, ultraviolet & weather resistant thermoplastic. Aluminum, galvanized metal or other materials shall not be used. Reflective sheeting will be applied to only one side of the delineator facing the direction of traffic and shall be centered vertically on the guardrail beam as shown in the Standard Detail 606(7).

Linear delineation system panels shall be 1.5 inches wide by approximately 11 inches nominal length, with a minimum of 5 raised lateral ridges spaced at approximately 2.25 inches. The height of each ridge shall be 0.34 inches with a 45 degree profile and a 0.28 inches radius at the top. Sheeting shall be laminated to thin gauge aluminum with a pre-applied adhesive tape on the back. Panels shall not be installed over seams or bolt heads and shall be centered horizontally on the guardrail beam; linear delineation panels shall be attached to only one guardrail beam. The guardrail beam surface shall be cleaned and prepared according to the manufacturer's instructions. Air temperature and guardrail surface temperature must be a minimum of 50 degrees F (10 C) with rising temperature at the time of installation.

Exact locations of the either the “butterfly” type or the linear delineation panels shall be approved by the Resident prior to installation.

Single wood post shall be of cedar, white oak, or tamarack, well-seasoned, straight, and sound and have been cut from live trees. The outer and inner bark shall be removed, and all knots trimmed flush with the surface of the post. Posts shall be uniform taper and free of kinks and bends.

Single steel post shall conform to the requirements of Section 710.07 b.

Single steel pipe post shall be galvanized, seamless steel pipe conforming to the requirements of ASTM A120, Schedule No. 40, Standard Weight.

Acceptable multiple mailbox assemblies shall be listed on the Department’s Qualified Products List and shall be MASH 16 tested and approved.

Flared and Tangent w-beam guardrail terminals and guardrail offset blocks shall be from the Department’s Qualified Products List. Flared terminals shall be installed with a 4 ft offset as shown in the Manufacturer’s installation instructions.

Anchorage assemblies used to anchor trailing ends, radius guardrail, or other ends not exposed to traffic shall meet the applicable standards of "A Guide to Standardized Highway Barrier Hardware" prepared and approved by the AASHTO-AGC-ARTBA Joint Cooperative Committee, Task Force 13 Report, Drawing SEW02a.

Existing materials damaged or lost during adjusting, removing and resetting, or removing, modifying, and resetting, shall be replaced by the Contractor without additional compensation. Existing guardrail posts and guardrail beams found to be unfit for reuse shall be replaced when directed by the Resident.

606.03 Posts Posts for guardrail shall be set plumb in holes or they may be driven if suitable driving equipment is used to prevent battering and distorting the post. When posts are driven through pavement, the damaged area around the post shall be repaired with approved bituminous patching. Damage to lighting and signal conduit and conductors shall be repaired by the Contractor.

When set in holes, posts shall be on a stable foundation and the space around the posts, backfilled in layers with suitable material, thoroughly tamped.

The reflectorized flexible guardrail markers shall be set plumb with the reflective surface facing the oncoming traffic. Markers shall be installed on the protected side of guardrail posts. Markers, which become bent or otherwise damaged, shall be removed and replaced with new markers.

Single wood posts shall be set plumb in holes and backfilled in layers with suitable material, thoroughly tamped. The Resident will designate the elevation and shape of the top. The posts, that are not pressure treated, shall be painted two coats of good quality oil base exterior house paint.

Single steel posts shall be set plumb in holes as specified for single wood posts or they may be driven if suitable driving equipment is used to prevent battering and distorting the post.

Additional bolt holes required in existing posts shall be drilled or punched, but the size of the holes shall not exceed the dimensions given in the Standard Details. Metal around the holes shall be thoroughly cleaned and painted with two coats of approved aluminum rust resistant paint. Holes shall not be burned.

606.04 Rails Brackets and fittings shall be placed and fastened as shown on the plans. Rail beams shall be erected and aligned to provide a smooth, continuous barrier. Beams shall be lapped with the exposed end away from approaching traffic.

End assemblies shall be installed as shown on the plans and shall be securely attached to the rail section and end post.

All bolts shall be of sufficient length to extend beyond the nuts but not more than ½ inch. Nuts shall be drawn tight.

Additional bolt holes required in existing beams shall be drilled or punched, but the size of the holes shall not exceed the dimensions given in the Standard Details. Metal around the holes shall be thoroughly cleaned and painted with two coats of approved aluminum rust resistant paint. Holes shall not be burned.

606.045 Offset Blocks The same offset block material is to be provided for the entire project unless otherwise specified.

606.05 Shoulder Widening At designated locations the existing shoulder of the roadway shall be widened as shown on the plans. All grading, paving, seeding, and other necessary work shall be in accordance with the Specifications for the type work being done.

606.06 Mail Box Post Single wood post shall be installed at the designated location for the support of the mailbox. The multiple mailbox assemblies shall be installed at the designated location in accordance with the Standard Details and as recommended by the Manufacturer. Attachment of the mailbox to the post will be the responsibility of the home or business owner.

606.07 Abraded Surfaces All galvanized surfaces of new guardrail and posts, which have been abraded so that the base metal is exposed, and the threaded portions of all fittings and fasteners and cut ends of bolts shall be cleaned and painted with two coats of approved rust resistant paint.

606.08 Method of Measurement Guardrail will be measured by the linear foot from center to center of end posts along the gradient of the rail except where end connections are made to masonry or steel structures, in which case measurement will be as shown on the plans. When connected to radius rail, measurement will be to the end of the last tangent beam.

Guardrail terminal, reflectorized flexible guardrail marker, terminal end, anchorage assembly, bridge transition, bridge connection, multiple mailbox post, and single post will be measured by each unit of the kind specified and installed.

Widened shoulder will be measured as a unit of grading within the limits shown on the plans.

Excavation in solid rock for placement of posts will be paid under force account unless otherwise indicated in the Bid Documents.

Reflectorized beam guardrail reflectors (“butterfly” type or linear delineation system panels) when identified by pay item, will be measured for payment by each.

606.09 Basis of Payment The accepted quantities of guardrail will be paid for at the contract unit price per linear foot for the type specified, complete in place. Reflectorized beam guardrail (“butterfly”-type) delineators will not be paid for directly but will be considered incidental to guardrail items. Reflectorized flexible guardrail marker, terminal end, anchorage assembly, bridge transition, bridge connection, multiple mailbox post, and single post will be paid for at the contract unit price each for the kind specified complete in place.

Guardrail terminals will be paid for at the contract price each, complete in place which price shall be full payment for furnishing and installing all components including the terminal section, posts, offset blocks, "w" beam, cable foundation posts, plates and for all incidentals necessary to complete the installation within the limits as shown on the Standard Details or the Manufacturer’s installation instructions. Pay limits for a flared terminal will be 37.5 feet. Pay limits for a tangent terminal will be 50 feet. Each guardrail terminal will be clearly marked with the Manufacturer’s name and model number to facilitate any future needed repair. Such payment shall also be full compensation for furnishing all material, excavating, backfilling holes, assembling, and all incidentals necessary to complete the work, except that for excavation for posts or anchorages in solid ledge rock, payment will be made under 109.7.5 – Force Account. Type III Retroreflective Adhesive Sheeting shall be applied to the approach buffer end sections and sized to substantially cover the end section. On all roadways, the ends shall be marked with alternating black and retroreflective yellow stripes. The stripes shall be 3 in wide and sloped down at an angle of 45 degrees toward the side on which traffic is to pass the end section. Guardrail terminals shall also include a set of installation drawings supplied to the Resident.

Anchorage to bridge end posts will be part of the bridge work. Connections thereto will be considered included in the unit bid price for guardrail.

Guardrail to be placed on a radius of curvature of 150 ft or less will be paid for under the designated radius pay item for the type guardrail being placed.

Widened shoulder will be paid for at the contract unit price each complete in place and will be full compensation for furnishing and placing, grading and compaction of aggregate subbase and any required fill material.

Adjust guardrail will be paid for at the contract unit price per linear foot and will be full compensation for adjusting to grade. Payment shall also include adjusting guardrail terminals where required.

Modify guardrail will be paid for at the contract unit price per linear foot and will be full compensation for furnishing and installing offset blocks, additional posts, and other specified modifications; removing, modifying, installing, and adjusting to grade existing posts and beams;

removing plate washers and backup plates, and all incidentals necessary to complete the work. Payment shall also include removing and resetting guardrail terminals where required.

Remove and Reset guardrail will be paid for at the contract unit price per linear foot and will be full compensation for removing, transporting, storing, reassembling all parts, necessary cutting, furnishing new parts when necessary, reinstalling at the new location, and all other incidentals necessary to complete the work. Payment shall also include removing and resetting guardrail terminals when required.

Remove, Modify, and Reset guardrail will be paid for at the contract unit price per foot and will be full compensation for the requirements listed in Modify guardrail and Remove and Reset guardrail.

Bridge Connections will be paid for at the contract unit price each. Payment shall include, attaching the connection to the endpost including furnishing and placing concrete and reinforcing steel necessary to construct new endposts if required, furnishing and installing the terminal connector, and all miscellaneous hardware, labor, equipment, and incidentals necessary to complete the work.

Bridge Transitions will be paid for at the contract unit price each. Payment shall include furnishing and installing the thrie beam or “w”-beam terminal connector, doubled beam section, and transition section, where called for, posts, hardware, precast concrete transition curb, and any other necessary materials and labor, including the bridge connection as stated in the previous paragraph.

No payment will be made for guardrail removed, but not reset and all costs for such removal shall be considered incidental to the various contract pay items.

Reflectorized beam guardrail reflectors ( “butterfly” type and the linear delineation panels ) will not be paid for directly but will be considered incidental to all new guardrail items. The Contractor shall furnish and install either the “butterfly” type or linear delineation panels, at its discretion, for new guardrail items.

Reflectorized beam guardrail reflectors ( either “butterfly” type or linear delineation system panels) will be paid for under the applicable pay items for installation in conjunction with Adjust, Modify, Remove and Reset, Remove Modify and Reset guardrail items. The accepted quantity of “butterfly” type or linear delineation system panels will be paid for at the contract unit price each for all work and materials furnished to install, complete in place, including all incidentals necessary to complete the work.

Payment will be made under:

<u>Pay Item</u>	<u>Pay Unit</u>
606.1301 31” W-Beam Guardrail - Mid-Way Splice – Single Faced	Linear Foot
606.1302 31” W-Beam Guardrail - Mid-Way Splice – Double Faced	Linear Foot
606.1303 31” W-Beam Guardrail - Mid-Way Splice, 15’ Radius and Less	Linear Foot
606.1304 31” W-Beam Guardrail - Mid-Way Splice, Over 15’ Radius	Linear Foot
606.1305 31” W-Beam Guardrail - Mid-Way Splice Flared Terminal	Each
606.1306 31” W-Beam Guardrail - Mid-Way Splice Tangent Terminal	Each

606.1307	Bridge Transition (Asymmetrical) – Type IA	Each
606.1721	Bridge Transition - Type I	Each
606.1722	Bridge Transition - Type II	Each
606.1731	Bridge Connection - Type I	Each
606.1732	Bridge Connection - Type II	Each
606.178	Guardrail Beam	Linear Foot
606.25	Terminal Connector	Each
606.257	Terminal Connector - Thrie Beam	Each
606.259	Anchorage Assembly	Each
606.265	Terminal End-Single Rail - Galvanized Steel	Each
606.266	Terminal End-Single Rail - Corrosion Resistant Steel	Each
606.275	Terminal End-Double Rail - Galvanized Steel	Each
606.276	Terminal End-Double Rail - Corrosion Resistant Steel	Each
606.352	Reflectorized Beam Guardrail Delineators (“Butterfly” type)	Each
606.3521	Linear Delineation System Panel	Each
606.353	Reflectorized Flexible Guardrail Marker	Each
606.354	Remove and Reset Reflectorized Flexible Guardrail Marker	Each
606.356	Underdrain Delineator Post	Each
606.358	Guardrail, Modify	Linear Foot
606.362	Guardrail, Adjust	Linear Foot
606.365	Guardrail, Remove, Modify, and Reset	Linear Foot
606.366	Guardrail, Remove and Reset	Linear Foot
606.367	Replace Unusable Existing Guardrail Posts	Each
606.3671	Replace Unusable Offset Blocks	Each
606.47	Single Wood Post	Each
606.48	Single Galvanized Steel Post	Each
606.50	Single Steel Pipe Post	Each
606.51	Multiple Mailbox Support	Each
606.568	Guardrail, Modify - Double Rail	Linear Foot
606.63	Thrie Beam Rail Beam	Linear Foot
606.64	Guardrail Thrie Beam - Double Rail	Linear Foot
606.65	Guardrail Thrie Beam - Single Rail	Linear Foot
606.66	Terminal End Thrie Beam	Each
606.70	Transition Section - Thrie Beam	Each
606.71	Guardrail Thrie Beam - 15 ft radius and less	Linear Foot
606.72	Guardrail Thrie Beam - over 15 ft radius	Linear Foot
606.73	Guardrail Thrie Beam - Single Rail Bridge Mounted	Linear Foot
606.74	Guardrail - Single Rail Bridge Mounted	Linear Foot
606.753	Widen Shoulder for Low Volume Guardrail End	Each
606.754	Widen Shoulder for Flared Guardrail Terminal	Each
606.78	Low Volume Guardrail End	Each
606.80	Buried-in-Slope Guardrail End	Each

SECTION 608  
SIDEWALKS

Section 608.022 Detectable Warning Materials Standard Revise this section by removing the last sentence of this section beginning with “Concrete...” and replacing it with **“Concrete shall meet the requirements of Section 608.021, Sidewalk Materials, of this specification or may be a prepackaged concrete mix from the Department’s Qualified Products List (QPL).”**

SECTION 609  
CURB

609.02 Materials Revise the paragraph beginning “The Contractor shall submit a concrete mix...” so that it reads:

**“The Contractor shall submit a concrete mix design for the Portland Cement Concrete to the Resident, with a minimum designed compressive strength of 3000 psi concrete fill.”**

609.03 Vertical Stone Curb, Terminal Section and Transition Sections and Portland Cement Concrete Curb, Terminal Sections and Transition Sections Revise this section by underlining the section number and title so that it reads in the spec book as:

**“609.03 Vertical Stone Curb, Terminal Section and Transition Sections and Portland Cement Concrete Curb, Terminal Sections and Transition Sections”**

Revise the last paragraph beginning with “The Contractor may elect...” so that it reads:

**“The Contractor may elect to substitute concrete to backfill Stone Curbing or Stone Edging at their option. If the concrete backfill option is elected, the Concrete Fill shall meet the requirements of 609.02. The Contractor shall submit a concrete design for the Portland Cement Concrete, with a minimum designated compressive strength of 3000 PSI meeting the requirements of Class S or Class Fill Concrete. The Contractor may elect to choose a Prepackaged Concrete Mix from the Department’s Qualified Products list (QPL). Concrete backfill shall be completed in conformance with a Department supplied concrete backfill detail.”**

SECTION 610  
STONE FILL, RIPRAP, STONE BLANKET, AND STONE DITCH PROTECTION

610.02 Materials Amend this subsection by adding the following to the end of the material list:  
**“Stone Ditch Protection 703.29”**

SECTION 618  
SEEDING

618.08 Mulching Revise this Section so that the third sentence reads: “Mulch for Seeding Method Number 1 shall only be cellulosic fiber mulch Section 619.04 (b) or straw mulch Section 619.04 (a).”

SECTION 619  
MULCH

619.03 General Amend this Section by adding the following sentence to the end: “**Straw mulch shall be used in all wetland areas.**”

SECTION 626  
FOUNDATIONS, CONDUIT, AND JUNCTION BOXES FOR HIGHWAY  
SIGNING, LIGHTING, AND SIGNALS

Section 626.021 Miscellaneous Materials Revise this section by removing the fourth paragraph beginning with “ All Concrete for concrete encasement...” and replace it with “**All concrete for concrete encasement of conduit shall be Class S or Class Fill concrete in accordance with the applicable requirements of Section 502 – Structural Concrete, or a Prepackaged Concrete Mix from the Department’s Qualified Products List (QPL).**”

Section 626.031 Conduit Revise the fifth paragraph beginning with “After the trench has been...” by removing the last sentence beginning with “Where concrete encasement...” and replacing it with “**Where concrete encasement is required around the conduit, the concrete shall meet Class S, Class Fill in accordance with the applicable requirements of Section 502 – Structural Concrete, or a Prepackaged Concrete Mix from the Department’s Qualified Products List (QPL).**”

626.034 Concrete Foundations Revise this Section by changing ‘626.037’ to ‘**626.036**’ in the Second Paragraph which begins with “Foundations shall consist of cast-in-place...”.

Revise the 10<sup>th</sup> paragraph beginning with “Before placing concrete, the required elbows...” by removing “...in accordance with **Standard Specification 633.**”

626.036 Precast Foundations Revise the last sentence of paragraph one so that it reads: “**Construction of precast foundations shall conform to the Standard Details and all requirements of 712.061.**”

SECTION 627  
PAVEMENT MARKINGS

627.06 Application Revise this subsection by replacing the paragraph beginning with “ On other final pavement markings...” with the following:

**“On other final pavement markings and on curb, where the paint is applied by hand painting or spraying, application shall be one uniform covering coat at least 16 mils thick. Before the paint has dried, the glass beads shall be applied by a pressure system that will force the glass beads onto the undried paint as uniformly as possible.**

**Painted lines and markings shall be applied in accordance with the manufacturer’s published recommendations. These recommendations will be supplied to the Resident prior to installation.”**

Revise this subsection by replacing the paragraph beginning with “ If the final reflectivity values are less...” with the following:

**The final reflectivity will be acceptable if 90 percent or more of the painted pavement lines and markings meet the specified minimum value. If less than 90 percent of the painted pavement lines and markings meet the specified minimum final reflectivity values, the Contractor shall repaint those areas not meeting required reflectivity at no cost to the Department.**

**If, after repainting, analysis of the final reflectivity values results in the need for a second repainting, the Contractor will submit in writing a plan of action to meet the reflectivity minimums prior to continuing any work. Once the plan has been reviewed and approved by the Department, the Contractor shall reapply at no cost to the Department.**

SECTION 637  
DUST CONTROL

Revise this section by removing it in its entirety.

SECTION 643  
TRAFFIC SIGNALS

643.021 Materials Amend this subsection by adding the following at the end:

**“MaineDOT is transitioning to MASH2016 criteria for Work Zone Traffic Control Devices on the following schedule:**

**Temporary Traffic Control Signals will be crash tested and/or evaluated to MASH2016 criteria by January 1, 2030. Current Category 4 devices in useful serviceable condition that are successfully tested to NCHRP Report 350 or MASH2009 criteria may be utilized through December 31, 2029.”**

643.023 Traffic Signal Structures Remove the third paragraph and replace it with the following:

**“Traffic signal support structures shall be classified as Fatigue Category III if they are located on roads with a speed limit of 35 mph or less, Fatigue Category II if they are located on roads with a speed limit of greater than 35 mph, and Fatigue Category I if noted on the Contract Plans. Fatigue Importance Factors shall be as specified in Table 11.6-1 (Fatigue Importance Factors). Fatigue analyses are not required for span-wire (strain) pole traffic signal support structures with heights of 55 feet or less unless required by the current edition of AASHTO “LRFD Specifications for Structural Supports for Highway Signs, Luminaires, and Traffic Signals”.**

643.09 Service Connection Revise this subsection by removing the paragraph that begins with “Traffic signal services shall have...”.

And by removing the paragraphs beginning with “ A service ground rod shall be installed...” and “A total of 4, 10’ service...” and replace them with **“A total of 4, 10’ service ground rods shall be installed and properly connected together on the outside of the cabinet foundation. One ground rod shall be located at each corner and shall be either flush or slightly below finished grade. The connection between the ground rod and the ground wire shall be an exothermic connection such as a Cadweld. The ground wire from the interconnected ground rods shall be routed through a conduit in the foundation and into the base of the cabinet”.**

## SECTION 645 HIGHWAY SIGNING

Section 645.023 Sign Support Structures. Under letter “c.”, revise the fifth paragraph beginning with “In addition to the required details...” by removing the words **”and foundation”** from the 5<sup>th</sup> sentence.

Section 645.08 Method of Measurement. Revise the second paragraph beginning with “Bridge-type, cantilever and...” by removing the words **”including the foundation”** .

Section 645.09 Basis of Payment. Revise the third paragraph beginning with “The accepted bridge-type, cantilever and...” by removing the word **”foundation”** from the second sentence. Add the following sentence to the end of the paragraph **“Conduits, Junction Boxes, and Foundations will be paid for under Section 626.”**

## SECTION 652 MAINTENANCE OF TRAFFIC

Amend this Section by adding the following new subsection:

**“652.2.6 Device Crashworthiness MainedOT is transitioning to MASH2016 criteria for Work Zone Traffic Control Devices on the following schedule:**

**Category 1 (Cones, Drums, Tubular Markers, Flexible Delineators, and similar devices that have little chance if causing windshield penetration, tire damage, or other significant effect on the control or trajectory of a vehicle) – All Category 1 devices will be manufacturer self-certified as MASH2016 by January 1, 2025. Current Category 1 devices in useful serviceable condition that are not self-certified as MASH2016 compliant may be utilized through December 31, 2024.**

**Category 2 (Barricades, Portable Sign Supports, Category 1 devices with attachments, and similar devices that are not expected to produce significant vehicular velocity change but may be otherwise hazardous) – All Category 2 devices will be crash tested and/or evaluated to MASH2016 criteria by January 1, 2025. Current Category 2 devices in useful serviceable condition that are successfully tested to NCHRP Report 350 or MASH2009 criteria may be utilized through December 31, 2024.**

**Category 3 (Portable Concrete Barrier, Portable Crash Cushions, Truck Mounted Attenuators, Category 2 devices weighing more than 100 pounds, and similar devices that are expected to produce significant vehicular velocity change or other harmful reactions) – All Category 3 devices will be crash tested and/or evaluated to MASH2016 criteria by January 1, 2030. Current Category 3 devices in useful serviceable condition that are successfully tested to NCHRP Report 350 or MASH2009 criteria may be utilized through December 31, 2029. (See Standard Specification 526 for additional Portable Concrete Barrier information).**

**Category 4 (Trailer Mounted Devices: Arrow Boards, Temporary Traffic Control Signals, Area Lighting, Portable Changeable Message Sign, and other similar devices.) – All Category 4 devices will be crash tested and/or evaluated to MASH2016 criteria by January 1, 2030. Current Category 4 devices in useful serviceable condition that are successfully tested to NCHRP Report 350 or MASH2009 criteria may be utilized through December 31, 2029.”**

652.4 Flaggers Revise the first paragraph of this section so that it reads:

“The Contractor shall furnish flaggers as required by the TCP or as otherwise specified by the Resident. All flaggers must have successfully completed a flagger test approved by the Department and administered by a Department-approved Flagger-Certifier who is employing that flagger. All flaggers must carry an official certification card with them while flagging that has been issued by their employer.”

## SECTION 681 PRECAST AGGREGATE-FILLED, CONCRETE BLOCK GRAVITY WALL

681.08 Basis of Payment Amend this section by adding the Item Number “**681.10**” in front of the item “Precast Aggregate-Filled Concrete Block Gravity Wall” at the end of the section.

SECTION 701  
STRUCTURAL CONCRETE RELATED MATERIAL

701.01 Portland Cement and Portland Pozzolan Cement Amend the first sentence of Paragraph 3 by adding “**or Type 1L Portland Limestone cement**” so that it reads:  
“**A Type IP (MS) Portland-pozzolan cement (blended hydraulic cement with moderate sulfate resistance) or Type 1L Portland Limestone cement meeting the requirements of AASHTO M 240, may be used instead of Type II or where Type I Portland cement, meeting the requirements of AASHTO M 85, is allowed.**”

SECTION 703  
AGGREGATES

Add the following to Section 703 - Aggregates

703.01 Fine Aggregate for Concrete Fine aggregate for concrete shall consist of natural sand or, when approved by the Resident, other inert materials with similar characteristics or combinations thereof, having strong, durable particles. Fine aggregate from different sources of supply shall not be mixed or stored in the same pile nor used alternately in the same class of construction or mix without permission of the Resident.

All fine aggregate shall be free from injurious amounts of organic impurities. Should the fine aggregate, when subjected to the colorimetric test for organic impurities, AASHTO T 21, produce a color darker than the reference standard color solution (laboratory designation Plate III), the fine aggregate shall be rejected.

Fine aggregate shall have a sand equivalent value of not less than 75 when tested in accordance with AASHTO T 176.

Fine aggregate sources shall meet the Alkali Silica Reactivity (ASR) requirements of Section 703.0201.

The fineness modulus shall not be less than 2.26 or more than 3.14. If this value is exceeded, the fine aggregate will be rejected unless suitable adjustments are made in proportions of coarse and fine aggregate. The fineness modulus of fine aggregate shall be determined by adding the cumulative percentages of material by weight retained on the following sieves: Nos. 4, 8, 16, 30, 50, 100 and dividing by 100.

Fine aggregate, from an individual source when tested for absorption as specified in AASHTO T 84, shall show an absorption of not more than 2.3 percent.

Sieve Designation	Percentage by Weight Passing Square Mesh Sieves
3/8 inch	100
No. 4	95-100
No. 8	80-100
No. 16	50-85
No. 30	25-60
No. 50	10-30
No. 100	2-10
No. 200	0-5.0

703.02 Coarse Aggregate for Concrete Coarse aggregate for concrete shall consist of crushed stone or gravel having hard, strong, durable pieces, free from adherent coatings and of which the composite blend retained on the 3/8 inch sieve shall contain no more than 15 percent, by weight of flat and elongated particles when performed in accordance with test method ASTM D 4791, Flat Particles, Elongated Particles, or Flat and Elongated Particles in Coarse Aggregate, using a dimensional ratio of 1:5.

The coarse aggregate from an individual source shall have an absorption no greater than 2.0 percent by weight determined in accordance with AASHTO T 85 modified for weight of sample.

The composite blend shall have a Micro-Deval value of 18.0 percent or less as determined by AASHTO T 327 or not exceed 40 percent loss as determined by AASHTO T 96.

Coarse aggregate sources shall meet the Alkali Silica Reactivity (ASR) requirements of Section 703.0201.

Coarse aggregate shall conform to the requirements of the following table for the size or sizes designated and shall be well graded between the limits specified.

Sieve Designation	Percentage by Weight Passing Square Mesh Sieves			
	A	AA	S	LATEX
Grading				
Aggregate Size	1 inch	3/4 inch	1 1/2 inch	1/2 inch
2 inch			100	
1 1/2 inch	100		95-100	
1 inch	95-100	100	-	
3/4 inch	-	90-100	35-70	100
1/2 inch	25-60	-	-	90-100
3/8 inch	-	20-55	10-30	40-70
No. 4	0-10	0-10	0-5	0-15
No. 8	0-5	0-5	-	0-5
No. 16	-	-	-	-
No. 50	-	-	-	-
No. 200	0 - 1.5	0 - 1.5	0 - 1.5	0 - 1.5

703.0201 Alkali Silica Reactive Aggregates All coarse and fine aggregates proposed for use in concrete shall be tested for Alkali Silica Reactivity (ASR) potential under AASHTO T 303 (ASTM C 1260), Accelerated Detection of Potentially Deleterious Expansion of Mortar Bars Due to Alkali-Silica Reaction, prior to being accepted for use. Acceptance will be based on testing performed by an accredited independent lab submitted to the Department. Aggregate submittals will be required on a 5-year cycle, unless the source or character of the aggregate in question has changed within 5 years from the last test date.

As per AASHTO T 303 (ASTM C 1260): Use of a particular coarse or fine aggregate will be allowed with no restrictions when the mortar bars made with this aggregate expand less than or equal to 0.10 percent at 30 days from casting. Use of a particular coarse or fine aggregate will be classified as potentially reactive when the mortar bars made with this aggregate expand greater than 0.10 percent at 30 days from casting. Use of this aggregate will only be allowed with the use of cement-pozzolan blends and/or chemical admixtures that result in mortar bar expansion of less than 0.10 percent at 30 days from casting as tested under ASTM C 1567.

Acceptable pozzolans and chemical admixtures that may be used when an aggregate is classified as potentially reactive include, but are not limited to the following:

- a. Class F Coal Fly Ash meeting the requirements of AASHTO M 295
- b. Ground Granulated Blast Furnace Slag (Grade 100 or 120) meeting the requirements of AASHTO M 302
- c. Densified Silica Fume meeting the requirements of AASHTO M 307
- d. Lithium-based admixtures
- e. Metakaolin

Pozzolans or chemical admixtures required to offset the effects of potentially reactive aggregates will be incorporated into the concrete at no additional cost to the Department.

703.05 Aggregate for Sand Leveling Aggregate for sand leveling shall be sand of hard durable particles free from vegetable matter, lumps or balls of clay and other deleterious substances. The aggregate shall meet the grading requirements of the following table.

Sieve Designation	Percentage by Weight Passing Square Mesh Sieves
3/8 inch	85-100
No. 200	0-5.0

703.06 Aggregate for Base and Subbase The following shall apply to Sections (a.) and (c.) below. The material shall have a Micro-Deval value of 25.0 or less as determined by AASHTO T 327. If the Micro-Deval value exceeds 25.0, the Washington State Degradation DOT Test Method T113, Method of Test for Determination of Degradation Value (January 2009 version) shall be performed, except that the test shall be performed on the portion of the sample that passes the 1/2 in sieve and is retained on the No. 10 sieve. If the material has a Washington Degradation value of less than 15, the material shall be rejected.

The material used in Section (b.) below shall have a Micro-Deval value of 25.0 or less as determined by AASHTO T 327. If the Micro-Deval value exceeds 25.0 the material may be used if it does not exceed 25 percent loss on AASHTO T 96, Resistance to Degradation of Small-Size Coarse Aggregate by Abrasion and Impact in the Los Angeles Machine.

Recycled Asphalt Pavement (RAP) shall not be used for or blended with aggregate base or subbase.

- a. Aggregate for base, Type A and B shall be crushed ledge or crushed gravel of hard durable particles free from vegetable matter, lumps or balls of clay and other deleterious substances. The gradation of the part that passes a 3 inch sieve shall meet the grading requirements of the following table:

Sieve Designation	Percentage by Weight Passing Square Mesh Sieves	
	Type A	Type B
½ inch	45-70	35-75
¼ inch	30-55	25-60
No. 40	0-20	0-25
No. 200	0-6.0	0-6.0

At least 50 percent by weight of the material retained on the No. 4 sieve shall have at least one fractured face as tested by AASHTO T 335.

Type A aggregate for base shall only contain particles of rock that will pass the 2 inch square mesh sieve.

Type B aggregate for base shall only contain particles of rock that will pass the 4 inch square mesh sieve.

- b. Aggregate for base, Type C shall be crushed ledge or crushed gravel of hard durable particles free from vegetable matter, lumps or balls of clay and other deleterious substances. The material shall meet the grading requirements of the following table:

Sieve Designation	Percentage by Weight Passing Square Mesh Sieves
	Type C
4 inches	100
3 inches	90-100
2 inches	75-100
1 inch	50-80
½ inch	30-60
No. 4	15-40
No. 200	0-6.0

At least 50 percent by weight of the material coarser than the No. 4 sieve shall have at least one fractured face as tested by AASHTO T 335.

c. Aggregate for subbase shall be sand or gravel of hard durable particles free from vegetable matter, lumps or balls of clay and other deleterious substances. The gradation of the part that passes a 3 inch sieve shall meet the grading requirements of the following table:

Sieve Designation	Percentage by Weight Passing Square Mesh Sieves	
	Type D	Type E
½ in	35-80	
¼ inch	25-65	25-100
No. 40	0-30	0-50
No. 200	0-7.0	0-7.0

Type D aggregate for subbase gravel may contain up to 50 percent by weight Recycled Concrete Aggregate (RCA). When RCA is used, the portion of the resulting blend of gravel and RCA retained on a ½” square mesh sieve shall contain a total of no more than 5 percent by weight of other recycled materials such as brick, concrete masonry block, or asphalt pavement as determined by visual inspection.

RCA shall be substantially free of wood, metal, plaster, and gypsum board as defined in Note 9 in Section 7.4 of AASHTO M 319. RCA shall also be free of all substances that fall under the category of solid waste or hazardous materials.

Aggregate for subbase shall not contain particles of rock which will not pass the 6 inch square mesh sieve.

703.08 Recycled Asphalt Pavement Recycled asphalt pavement shall consist of salvaged asphalt materials from milled pavements or production waste that has been processed before use to meet the requirements of the job mix formula. It shall be free of winter sand, granular fill, construction debris, or other materials not generally considered asphalt pavement.

703.081 RAP for Asphalt Pavement Recycled Asphalt Pavement (RAP) may be introduced into hot-mix asphalt pavement at percentages approved by the Department according to the MaineDOT Policies and Procedures for HMA Sampling and Testing.

If approved by the Department, the Contractor shall provide documentation stating the source, test results for average residual asphalt content, and stockpile gradations showing RAP materials have been sized to meet the maximum aggregate size requirements of each mix designation. The Department will obtain samples for verification and approval prior to its use.

The maximum allowable percent of RAP shall be determined by the asphalt content, the percent passing the 0.075 mm sieve, the ratio between the percent passing the 0.075 mm sieve and the asphalt content, and Coarse Micro-Deval loss values as tested by the Department.

The maximum percentage of RAP allowable shall be the lowest percentage as determined according to Table 4 below:

<b>Classification</b>	<b>Maximum RAP Percentage Allowed</b>	<b>Asphalt content standard deviation</b>	<b>Percent passing 0.075 mm sieve standard deviation</b>	<b>Percent passing 0.075 mm sieve / asphalt content ratio</b>	<b>Residual aggregate M-D loss value</b>
<b>Class III</b>	<b>10%</b>	<b>≤ 1.0</b>	<b>N/A</b>	<b>≤ 4.0</b>	<b>≤ 18</b>
<b>Class II</b>	<b>20%</b>	<b>≤ 0.5</b>	<b>≤ 1.0</b>	<b>≤ 2.8</b>	
<b>Class I</b>	<b>30%</b>	<b>≤ 0.3</b>	<b>≤ 0.5</b>	<b>≤ 1.8</b>	

Table 4: Maximum Percent RAP According to Test Results

The Department will monitor RAP asphalt content and gradation during production by testing samples from the stockpile at approximately 15,000 T intervals (in terms of mix production). The allowable variance limits (from the numerical average values used for mix designs) for this testing are determined based upon the maximum allowable RAP percentage and are shown below in Table 5.

Table 5: RAP Verification Limits

<b>Classification</b>	<b>Asphalt content (compared to aim)</b>	<b>Percent passing 0.075 mm sieve (compared to aim)</b>
<b>Class III</b>	<b>± 1.5</b>	<b>± 2.0</b>
<b>Class II</b>	<b>± 1.0</b>	<b>± 1.5</b>
<b>Class I</b>	<b>± 0.5</b>	<b>± 0.7</b>

For specification purposes, RAP will be categorized as follows:

Class III – A maximum of 10.0 percent of Class III RAP may be used in any base, intermediate base, surface, or shim mixture. A maximum of 20.0 percent of Class III RAP may be used in hand-placed mixes for item 403.209.

Class II – A maximum of 20.0 percent Class II RAP in any base, binder, surface, or shim course.

Class I – A maximum of 20.0 percent Class I RAP may be used in any base, intermediate base, surface, or shim mixture without requiring a change to the specified asphalt binder. A maximum of 30.0 percent Class I RAP may be used in any base or intermediate base mixture provided that a PG 58-28 or PG 58-34 asphalt binder is used. A maximum of 30.0 percent Class I RAP may be used in any surface or shim mixture provided that PG 58-34 asphalt binder is used. Mixtures exceeding 20.0 percent Class I RAP must be evaluated and approved by the Department.

The Contractor may use up to two different RAP sources in any one mix design. The total RAP percentage of the mix shall not exceed the maximum allowed for the highest classification RAP source used (i.e. if a Class I & Class III used, total RAP must not exceed 30.0%). The blended RAP material must meet all the requirements of the classification for which the RAP is entered (i.e. 10% Class III with 20% Class I, blend must meet Class I criteria). The Department may take belt cuts of the blended RAP to verify the material meets these requirements. If the Contractor elects to use more than one RAP source in a design, the Contractor shall provide an acceptable point of sampling blended RAP material from the feed belt.

In the event that RAP source or properties change, the Contractor shall notify the Department of the change and submit new documentation stating the new source or properties a minimum of 72 hours prior to the change to allow for obtaining new samples and approval.

## SECTION 709 REINFORCING STEEL AND WELDED STEEL WIRE FABRIC

709.01 Reinforcing Steel Remove the second paragraph of Section 709.01 of the standard specification beginning with “Low-Carbon, Chromium,...” and replace with the following:

**“ Low-carbon, chromium, reinforcing steel shall be deformed bars conforming to the requirements of ASTM A1035. Bars shall be Grade 100 and alloy Type CS unless otherwise specified on the Plans. “**

## SECTION 710 FENCE AND GUARDRAIL

710.06 Fence Posts and Braces Revise the first Paragraph so that it reads:

“Wood posts shall be of cedar, white oak, or tamarack or other AWPAs approved species, of the diameter or section and length shown on the plans.”

Remove the fourth paragraph which starts “ That portion of wood posts...”.

Revise the paragraph beginning with “Braces shall be of spruce, eastern hemlock ... so that it now reads:

“Braces shall be of spruce, eastern hemlock, Norway pine, pitch pine, or tamarack timbers or other AWPAs approved species, or spruce, cedar, tamarack or other AWPAs approved species round posts of sufficient length to make a diagonal brace between adjacent posts. All wood posts and braces shall be pressure-treated in accordance with AASHTO M 133 and AWPAs U1, UC4A Commodity Specification B: Posts. “

710.07 Guardrail Posts Revise this section so that the first sentence of section a. reads:

“a. Wood posts shall be of Norway pine, southern yellow pine, pitch pine, Douglas fir, red pine, white pine, or eastern hemlock or other AWPAs approved species.”

Revise the next paragraph so that it reads:

Wood posts and offset brackets shall be preservative treated in accordance with the requirements of AASHTO M 133 and AWPAs U1, UC4A Commodity Specification B: Posts.

710.08 Guardrail Hardware Revise this subsection by replacing “AASHTO M 298” with “ASTM B695”

## SECTION 712 MISCELLANEOUS HIGHWAY MATERIAL

712.061 Structural Precast Units Amend this section by adding the following sentence to the end of the first paragraph of the Construction subsection:

**“Facilities certified by NPCA or PCI shall provide to the Fabrication Engineer a copy of their annual audit to include deficiency reports and corrective actions.”**

Revise this section by changing the letter “b” of ASTM C1611 of the Concrete Testing subsection so that it reads:

**“b. Air content shall be 5.0% to 8.0%.”**

SECTION 713  
STRUCTURAL STEEL AND RELATED MATERIAL

**Section 713.02 High Strength Bolts**

Revise the second sentence of this subsection so that it reads “**Nuts shall meet the requirement of ASTM A563**”. Revise the third sentence of this subsection so that it reads “**Circular and beveled washers shall conform to the requirement of ASTM F436**”.

SECTION 718  
TRAFFIC SIGNALS MATERIAL

718.03 Signal Mounting Amend the paragraph beginning with “All trunions, brackets and...” by adding “**For polycarbonate signal heads with more than 3 sections or requiring mounting extensions greater than 12 inches in length, reinforcing plates shall be used to reinforce the housings at the point of attachment.**” to the end of the paragraph.

718.08 Controller Cabinet Revise this subsection by replacing the paragraph beginning with “The cabinet shall be supplied with LED light panels...” on or about page 7-66 with “**The cabinet shall be supplied with white LED light panels which shall automatically illuminate via a door open switch whenever one of the four main cabinet doors are opened for the ground mount cabinet or two main doors for the side of pole cabinet. The ground mounted cabinet shall contain four LED light panels per side totaling eight panels for the cabinet; one panel each at the top and bottom portion of the front side and back side on the Control side and Power/Auxiliary side of the cabinet. Each light panel shall produce a minimum of 250 lumens for a total minimum lumen output of 2000 lumens with all eight panels illuminated. The minimum output per side would be 1000 lumens. The LED panels shall be protected by a clear shatterproof shield. The side of pole mounted cabinet shall contain four light panels; one at the top of the rack assembly and one at the bottom rack assembly on each side of the cabinet. A second door open status switch per door shall activate a controller input to log a report event that one of the doors was opened. All door open status switches shall be connected to the same controller input. For the ground mount cabinet, there shall be two switches on each of the four main doors. For the side-of-pole mount cabinet, there shall be two switches on each of the two main doors.**”

Revise this subsection by replacing the paragraph beginning with “The cabinet shall be supplied with a generator panel ...” on or about page 7-68 with:

**“The cabinet shall be supplied with a generator panel. The generator panel shall consist of a manual transfer switch and a twist-lock connector for generator hookup. The transfer switch knob and twist-lock connector shall be located inside a stainless steel enclosure with a separate lockable door accessed with a Corbin #2 key. The unit shall be mounted on the left, exterior of the control side wall of the ground mount cabinet a minimum of 36” above the surrounding grade and on the lower left side of the pole mounted cabinet. The generator transfer switch shall be a Reliance C30A1N Signa Series or approved equal. “**

Revise this subsection by removing the following from the paragraph beginning with “The ground mounted cabinet shall be supplied and installed with an electric service meter socket trim and

electrical service disconnect switch ...” on or about page 7-69: **“(removed: thus preventing that space from being used either by equipment supplied as part of the project, or future equipment that would be installed in the rack system. Joe indicated that he would add this language to the detail so it is covered.)”**.

Revise this subsection by replacing the following in the paragraph beginning with “The Contractor shall reconfigure the default user name...” on or around page 7-70; “MaineDOT IT” with **“MaineDOT Traffic Division”**.

In the paragraph beginning with “Tests shall be conducted by the contractor...” on or around page 7-73, amend this subsection by removing **“in the state of Maine and”** after “The facility shall be”.

Amend this Section by adding the following subsection:

**718.13 Field Monitoring Unit (FMU)** This item of work shall conform to this specification. This item shall consist of furnishing and installing a Field Monitoring Unit (FMU) and software, as well as all needed accessories required for a full and complete installation, including but not limited to power adapters, Ethernet cables, and interface cables, as described herein.

Where applicable, communications from MaineDOT’s cloud-based Central Management System (CMS) to the on-street traffic signal controllers shall be made through fiber optic interconnect cable connected back to existing internet connections and/or the Field Monitoring Unit (FMU). The Contractor shall furnish and install all materials necessary for a complete and operational fiber optic interconnection to all project intersections as shown on the plans. All connections to the CMS cloud-based system shall be via a secure VPN network.

The FMU shall be the only remote connection device used by isolated intersections to connect to the cloud-based system. All connections shall be encrypted VPN tunnels. The Contractor shall coordinate all configuration settings with MaineDOT IT and the Engineer.

The FMU central web based interface shall be a separate element from the CMS.

MATERIALS: The materials for this work shall conform to the following requirements:

1. The work under this item specifies the requirements for the FMU. The FMU shall operate independent of the brand/type of intersection controller deployed in the ATC traffic cabinet.
2. The FMU shall conform to the following requirements:
  - 2.1 The FMU shall function correctly between -34 degrees C and +74 degrees C.
  - 2.2 The FMU shall be provided with appropriately rated connectors that allows the FMU to be exchanged by unplugging connectors, without tools.
  - 2.3 The FMU shall monitor and log all ATC Controller and ATC cabinet faults and or alarms.
  - 2.4 The FMU shall be wired directly to the ATC cabinet.

- 2.5 The FMU shall have an internal cellular modem running at 4G LTE.
- 2.5.1 The Cellular modem shall be designed to be replaced / upgraded to 5G service when available.
- 2.6 The FMU shall incorporate an integrated GPS and cell modem.
- 2.7 The configuration of the FMU shall be accomplished by accessing the internal web server with a browser. It shall be possible to configure the FMU without any special software.
- 2.8 The FMU shall be powered via a standard 120V input power.
- 2.9 The FMU shall allow for the routing of the controller configuration packets to and from the controller (either by Ethernet or serial communications) for any type of controller utilized by the MaineDOT. In this way it shall be possible to configure the controller and utilize the controller specific software to interrogate the controller, and the FMU shall provide the communications pipe which allows this to be accomplished.
- 2.10 The FMU shall, within the size limitations above, include a battery and battery charging/monitoring circuit, to allow the FMU to function correctly even when all power to the intersection has failed. The battery shall continue to power the FMU for a minimum of 5 hours after all power has failed to the intersection.
- 2.11 The FMU shall incorporate an integrated GPS which will allow the FMU to geo-locate itself on the FMU management software map, without configuration.
- 2.12 The FMU shall operate without requiring a static IP address. The only configuration required at the FMU is to enter the URL of where the FMU management software is hosted.
- 2.13 In the event that the cell service is interrupted or is not available, the FMU shall store any events that occur in internal memory and forward these events automatically to the FMU management software when the cell service is restored. In this way, a complete record of events at the device can be maintained even if cell service is interrupted for a period. The system will store 5000 events.
- 2.14 The FMU shall utilize HTTP and HTTPS protocols, and XML data structures, for communication with the FMU management software. In this way the data will be open for future expansion and competition. The use of secret proprietary protocols is not permitted.
- 2.15 The FMU shall include Ethernet communications via an Ethernet Port with RJ45 connector.
- 2.16 The FMU shall include weather proof antennas.

### **3. Map Display FMU Management Software**

- 3.1 The FMU shall include a scrollable, zoomable map display, with the intersections and other monitored devices shown as representative icons on the map. The map shall include the ability to see the intersections using Google Streetview.
- 3.2 The alarm status of the intersection shall be clearly indicated on the icon on the map, so that the user can see at a glance which intersections are in alarm.
- 3.3 The map display shall also include a list of intersections, with the number and priority of alarms indicated on the list. Intersections in high priority alarm shall be moved to the top of the list, followed by medium priority, low priority and then finally by intersections not in alarm.
- 3.4 The icons shall change to be able to clearly indicate if an intersection is offline.
- 3.5 Clicking on the icon on the map shall expose a box with the current parameters of the intersection shown.
- 3.6 The default map display position and zoom shall be configurable by user, so that the user's view will default to show the intersections that the user is responsible for managing.
- 3.7 The map view shall have the ability to show Google traffic overlays on the map.

### **4. Intersection Detail Display FMU Management Software**

- 4.1 It shall be possible to drill down, either from the map icon or from the list, to a device level detail for the intersection, which as a minimum shall display the following parameters:
  - 4.1.1 The alarm status, with priority indicated, and a text description of the alarm (if an alarm is present for this device).
  - 4.1.2 The time since the last communication with the device
  - 4.1.3 The following parameters (real time now values, minimum for the day values, maximum for the day values, and average for the day values)
    - 4.1.3.1 The AC mains voltage (value)
    - 4.1.3.2 The battery back-up voltage (value)
    - 4.1.3.3 The cabinet temperature (value)
    - 4.1.3.4 The cabinet humidity (value)
    - 4.1.3.5 The presence of AC power (OK or Fail)
    - 4.1.3.6 The flashing status of the intersection (OK or Flashing)

4.1.3.7 Stop Time status (OK or Stop Time Active)

4.1.3.8 The cabinet door status (Open or Closed)

4.1.3.9 The intersection fan status (Fan On or Fan off)

4.1.4 It shall be possible to view graphs of each of the value parameters in graphical form, over the recent two-week period. This includes real time graphs of:

4.1.4.1 The AC mains voltage

4.1.4.2 The battery back-up voltage

4.1.4.3 The cabinet temperature

4.1.4.4 The cabinet humidity

## **5. Diagnostics and Log Display FMU Management Software**

5.1 From the device level detail within the FMU management software, it shall be possible to drill down to get the raw data; the error logs; and the communications logs to allow a technician to fault-find problems.

5.2 It shall be possible to filter the logs by Device; by Device Type and/or by Group as well as between dates.

5.3 It shall be possible to print these selected logs to a local printer or a PDF file.

5.4 It shall be possible to export these logs to Excel on the local computer for further analysis.

## **6. Alarms FMU Management Software**

6.1 The FMU management software shall have a comprehensive alarm generation capability

6.2 It shall be possible to configure alarms to be generated on any parameter becoming out of tolerance, including analog values, digital values and enumerated values.

6.3 Alarms shall be configurable to be of Low, High or Critical Priority.

6.4 The alarm priority shall be displayed throughout the FMU management software, on all displays, using color codes such as red-critical; yellow – high; and amber-low to indicate the priority of the alarm.

6.5 The current active alarms shall be accessible for view via an expandable window, to see which alarms are active and when the alarm occurred. The highest priority alarms shall rise to the top of the list.

## **7. Alerts FMU Management Software**

7.1 The FMU management software shall have comprehensive alerting capability, to enable the response personnel to be notified when an abnormal situation has occurred.

- 7.2 It shall be possible to configure alerts to one or more personnel for each alarm. This will cause, as selected, an SMS and/or an email to be sent to the person when an alarm occurs.
- 7.3 The alert shall be configurable to optionally send via email and/or via SMS a message when an alarm clears.
- 7.4 The intention is that the FMU management software provides the alerts to the user in near real time. The SMS and email shall be issued within 30 seconds of the occurrence of event which results in an alert being issued.

## **8. Hosting and Connectivity and Service FMU / FMU Management Software**

- 8.1 The contractor shall supply the FMU with the FMU manufacturers 10 year options for Connectivity and Service, as part of the purchase price. The Connectivity and Service agreement shall include at a minimum:
  - 8.1.1 Cellular Connectivity
  - 8.1.2 No cellular overage charges
  - 8.1.3 Extended warranty on the hardware for the period of the Connectivity and Service Agreement
  - 8.1.4 Over-the-air software updates
  - 8.1.5 Over-the-air security updates
  - 8.1.6 Future Connected Vehicles Service

## SECTION 720 STRUCTURAL SUPPORTS FOR HIGHWAY SIGNS, LUMINAIRES AND TRAFFIC SIGNALS

720.12 Wood Sign Posts Revise the first sentence so that it reads:

Wood sign posts shall be rectangular, straight and sound timber, cut from live growing native spruce, red pine, hemlock, cedar trees or other AWPAs approved species, free from loose knots or other structurally weakening defects of importance, such as shake or holes or heart rot.

Revise the third paragraph that starts with “When pressure treated...” so that it reads:

All sign posts shall be pressure-treated in accordance with AASHTO M 133 and AWPAs Standard U1, UC4A, Commodity Specification A: Sawn Products.

## APPENDIX A

To

2022 Title VI Implementation Plan

The United States Department of Transportation (USDOT) Standard Title VI/Non-Discrimination Assurances

DOT Order No. 1050.2A

The **Maine Department of Transportation** (herein referred to as the "Recipient"), HEREBY AGREES THAT, as a condition to receiving any Federal financial assistance from the U.S. Department of Transportation (DOT), through the **Federal Highway Administration (FHWA)**, is subject to and will comply with the following:

### Statutory/Regulatory Authorities

- Title VI of the Civil Rights Act of 1964 (42 U.S.C. § 2000d et seq., 78 stat. 252), (prohibits discrimination on the basis of race, color, national origin);
- 49 C.F.R. Part 21 (entitled Non-discrimination in Federally Assisted Programs Of The Department Of Transportation-Effectuation Of Title VI Of The Civil Rights Act Of 1964);
- 28 C.F.R. Section 50.3 (U.S. Department of Justice Guidelines for Enforcement of Title VI of the Civil Rights Act of 1964);

The preceding statutory and regulatory cites hereinafter are referred to as the "Acts" and "Regulations," respectively.

### General Assurances

In accordance with the Acts, the Regulations, and other pertinent directives, circulars, policy, memoranda, and/or guidance, the Recipient hereby gives assurance that it will promptly take any measures necessary to ensure that:

***"No person in the United States shall, on the grounds of race, color, or national origin, be excluded from participation in, be denied the benefits of, or be otherwise subjected to discrimination under any program or activity, for which the Recipient receives Federal financial assistance from DOT, including the FHWA."***

The Civil Rights Restoration Act of 1987 clarified the original intent of Congress, with respect to Title VI and other Non-discrimination requirements (The Age Discrimination Act of 1975, and Section 504 of the Rehabilitation Act of 1973), by restoring the broad, institutional-wide scope and coverage of these non-discrimination statutes and requirements to include all programs and activities of the Recipient, so long as any portion of the program is Federally assisted.

### Specific Assurances

More specifically, and without limiting the above general Assurance, the Recipient agrees with and gives the following Assurances with respect to its Federally assisted **Highway Program**:

1. The Recipient agrees that each "activity," "facility," or "program," as defined in §§ 21.23(b) and 21.23(e) of 49 C.F.R. § 21 will be (with regard to an "activity") facilitated, or will be (with regard

to a "facility") operated or will be (with regard to a "program") conducted in compliance with all requirements imposed by, or pursuant to the Acts and the Regulations.

2. The Recipient will insert the following notification in all solicitations for bids, Requests For Proposals for work, or material subject to the Acts and the Regulations made in connection with all **Federal-Aid Highway Program activities** and, in adapted form, in all proposals for negotiated agreements regardless of funding source:

"The **Maine Department of Transportation**, in accordance with the provisions of Title VI of the Civil Rights Act of 1964 (78 Stat. 252, 42 U.S.C. §§ 2000d to 2000d-4) and the Regulations, hereby notifies all bidders that it will affirmatively ensure that any contract entered into pursuant to this advertisement, disadvantaged business enterprises will be afforded full and fair opportunity to submit bids in response to this invitation and will not be discriminated against on the grounds of race, color, or national origin in consideration for an award."

3. The Recipient will insert the clauses of Appendix C and G of this Assurance in every contract or agreement subject to the Acts and the Regulations.
4. The Recipient will insert the clauses of Appendix E of this Assurance, as a covenant running with the land, in any deed from the United States effecting or recording a transfer of real property, structures, use, or improvements thereon or interest therein to a Recipient.
5. That where the Recipient receives Federal financial assistance to construct a facility, or part of a facility, the Assurance will extend to the entire facility and facilities operated in connection therewith.
6. That where the Recipient receives Federal financial assistance in the form, or for the acquisition of real property or an interest in real property, the Assurance will extend to rights to space on, over, or under such property.
7. That the Recipient will include the clauses set forth in Appendix D and Appendix F of this Assurance, as a covenant running with the land, in any future deeds, leases, licenses, permits, or similar instruments entered into by the Recipient with other parties:
  - a. for the subsequent transfer of real property acquired or improved under the applicable activity, project, or program; and
  - b. for the construction or use of, or access to, space on, over, or under real property acquired or improved under the applicable activity, project, or program.
8. That this Assurance obligates the Recipient for the period during which Federal financial assistance is extended to the program, except where the Federal financial assistance is to provide, or is in the form of, personal property, or real property, or interest therein, or structures or improvements thereon, in which case the Assurance obligates the Recipient, or any transferee for the longer of the following periods:

- a. the period during which the property is used for a purpose for which the Federal financial assistance is extended, or for another purpose involving the provision of similar services or benefits; or
  - b. the period during which the Recipient retains ownership or possession of the property.
9. The Recipient will provide for such methods of administration for the program as are found by the Secretary of Transportation or the official to whom he/she delegates specific authority to give reasonable guarantee that it, other recipients, sub-recipients, sub-grantees, contractors, subcontractors, consultants, transferees, successors in interest, and other participants of Federal financial assistance under such program will comply with all requirements imposed or pursuant to the Acts, the Regulations, and this Assurance.
10. The Recipient agrees that the United States has a right to seek judicial enforcement with regard to any matter arising under the Acts, the Regulations, and this Assurance.

By signing this ASSURANCE, the **Maine Department of Transportation** also agrees to comply (and require any sub-recipients, sub-grantees, contractors, successors, transferees, and/or assignees to comply) with all applicable provisions governing the **FHWA and USDOT** access to records, accounts, documents, information, facilities, and staff. You also recognize that you must comply with any program or compliance reviews, and/or complaint investigations conducted by the **FHWA and USDOT**. You must keep records, reports, and submit the material for review upon request to **FHWA and USDOT**, or its designee in a timely, complete, and accurate way. Additionally, you must comply with all other reporting, data collection, and evaluation requirements, as prescribed by law or detailed in program guidance.

The **Maine Department of Transportation** gives this ASSURANCE in consideration of and for obtaining any Federal grants, loans, contracts, agreements, property, and/or discounts, or other Federal-aid and Federal financial assistance extended after the date hereof to the recipients by the U.S. Department of Transportation under the **Federal Aid Highway Program**. This ASSURANCE is binding on **Maine**, other recipients, sub-recipients, sub-grantees, contractors, subcontractors and their subcontractors', transferees, successors in interest, and any other participants in the **Federal Aid Highway Program**. The person(s) signing below is authorized to sign this ASSURANCE on behalf of the Recipient.

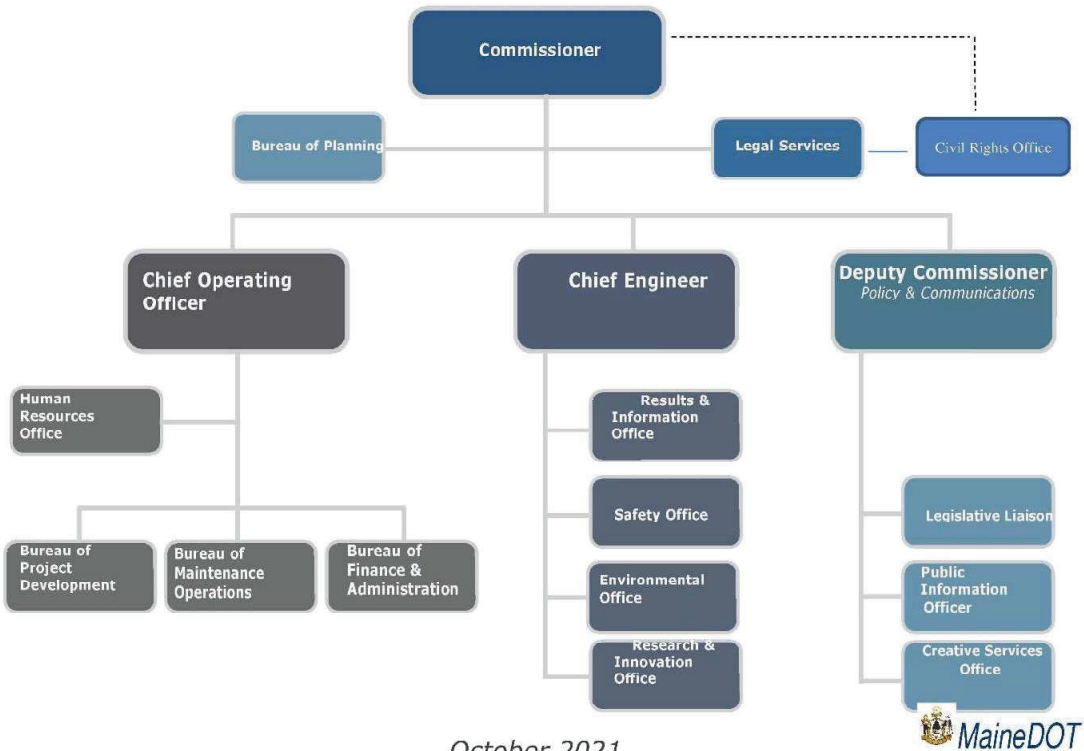
MAINE DEPARTMENT OF TRANSPORTATION  
(Name of Recipient)

by   
Bruce A. Van Note, Commissioner

DATED Sept. 13, 2021

APPENDIX B

## MaineDOT Organizational Structure



## APPENDIX C

### Performance Requirements

During the performance of this contract, the contractor, for itself, its assignees, and successors in interest (hereinafter referred to as the "contractor") agrees as follows:

1. **Compliance with Regulations:** The contractor (hereinafter includes consultants) will comply with the Acts and the Regulations relative to Non-discrimination in Federally-assisted programs of the U.S. Department of Transportation, Federal Highway Administration (FHWA), as they may be amended from time to time, which are herein incorporated by reference and made a part of this contract.
  2. **Non-discrimination:** The contractor, with regard to the work performed by it during the contract, will not discriminate on the grounds of race, color, or national origin in the selection and retention of subcontractors, including procurements of materials and leases of equipment. The contractor will not participate directly or indirectly in the discrimination prohibited by the Acts and the Regulations, including employment practices when the contract covers any activity, project, or program set forth in Appendix B of 49 CFR Part 21.
  3. **Solicitations for Subcontracts, Including Procurements of Materials and Equipment:** In all solicitations, either by competitive bidding, or negotiation made by the contractor for work to be performed under a subcontract, including procurements of materials, or leases of equipment, each potential subcontractor or supplier will be notified by the contractor of the contractor's obligations under this contract and the Acts and the Regulations relative to Nondiscrimination on the grounds of race, color, or national origin.
  4. **Information and Reports:** The contractor will provide all information and reports required by the Acts, the Regulations, and directives issued pursuant thereto and will permit access to its books, records, accounts, other sources of information, and its facilities as may be determined by the Recipient or the FHWA to be pertinent to ascertain compliance with such Acts, Regulations, and instructions. Where any information required of a contractor is in the exclusive possession of another who fails or refuses to furnish the information, the contractor will so certify to the Recipient or the FHWA, as appropriate, and will set forth what efforts it has made to obtain the information.
  5. **Sanctions for Noncompliance:** In the event of a contractor's noncompliance with the non-discrimination provisions of this contract, the Recipient will impose such contract sanctions as it or the FHWA may determine to be appropriate, including, but not limited to:
    - a. withholding payments to the contractor under the contract until the contractor complies; and/or
    - b. cancelling, terminating, or suspending a contract, in whole or in part.
  6. **Incorporation of Provisions:** The contractor will include the provisions of paragraphs one through six in every subcontract, including procurements of materials and leases of equipment, unless exempt by the Acts, the Regulations and directives issued pursuant thereto, The
-

contractor will take action with respect to any subcontract or procurement as the Recipient or the FHWA may direct as a means of enforcing such provisions including sanctions for noncompliance. Provided, that if the contractor becomes involved in, or is threatened with litigation by a subcontractor, or supplier because of such direction, the contractor may request the Recipient to enter into any litigation to protect the interests of the Recipient. In addition, the contractor may request the United States to enter into the litigation to protect the interests of the United States.

## APPENDIX D

### CLAUSES FOR DEEDS TRANSFERRING UNITED STATES PROPERTY

The following clauses will be included in deeds effecting or recording the transfer of real property, structures, or improvements thereon, or granting interest therein from the United States pursuant to the provisions of Assurance 4:

NOW, THEREFORE, the U.S. Department of Transportation as authorized by law and upon the condition that the Maine Department of Transportation will accept title to the lands and maintain the project constructed thereon in accordance with 23 U.S. Code 5 107, the Regulations for the Administration of the Federal Aid Highway Program, and the policies and procedures prescribed by the FHWA of the U.S. Department of Transportation in accordance and in compliance with all requirements imposed by Title 49, Code of Federal Regulations, U.S. Department of Transportation, Subtitle A, Office of the Secretary, Part 21, Non-discrimination in Federally-assisted programs of the U.S Department of Transportation pertaining to and effectuating the provisions of Title VI of the Civil Rights Act of 1964 (78 Stat. 252; 42 U.S.C. S 2000d to 2000d-4), does hereby remise, release, quitclaim and convey unto the Maine Department of Transportation all the right, title and interest of the U.S. Department of Transportation in and to said lands described in Exhibit A attached hereto and made a part hereof.

#### (HABENDUM CLAUSE)

TO HAVE AND TO HOLD said lands and interests therein unto Maine Department of Transportation and its successors forever, subject, however, to the covenants, conditions, restrictions and reservations herein contained as follows, which will remain in effect for the period during which the real property or structures are used for a purpose for which Federal financial assistance is extended or for another purpose involving the provision of similar services or benefits and will be binding on the Maine Department of Transportation, its successors and assigns.

The Maine Department of Transportation, in consideration of the conveyance of said lands and interests in lands, does hereby covenant and agree as a covenant running with the land for itself, its successors and assigns, that (1) no person will on the grounds of race, color, or national origin, be excluded from participation in, be denied the benefits of, or be otherwise subjected to discrimination with regard to any facility located wholly or in part on, over, or under such lands hereby conveyed [i] [and] \* (2) that the Maine Department of Transportation will use the lands and interests in lands and interests in lands so conveyed, in compliance with all requirements imposed by or pursuant to Title 49, Code of Federal Regulations, US. Department of Transportation, Subtitle A, Office of the Secretary, Part 21, Nondiscrimination in Federally-assisted programs of the U.S. Department of Transportation, Effectuation of Title VI of the Civil Rights Act of 1964, and as said Regulations and Acts may be amended [i and (3) that in the event of breach of any of the above-mentioned non-discrimination conditions, the Department will have a right to enter or re-enter said lands and facilities on said land, and that above described land and facilities will thereon revert to and vest in and become the absolute property of the U.S. Department of Transportation and its assigns as such interest existed prior to this instruction].\*

(\*Reverter clause and related language to be used only when it is determined that such a clause is necessary in order to make clear the purpose of Title VI.)

## APPENDIX E

### CLAUSES FOR TRANSFER OF REAL PROPERTY ACQUIRED OR IMPROVED UNDER THE ACTIVITY, FACILITY, OR PROGRAM

The following clauses will be included in deeds, licenses, leases, permits, or similar instruments entered into by the Maine Department of Transportation pursuant to the provisions of Assurance 7(a):

- A. The (grantee, lessee, permittee, etc. as appropriate) for himself/herself, his/her heirs, personal representatives, successors in interest, and assigns, as a part of the consideration hereof, does hereby covenant and agree [in the case of deeds and leases add "as a covenant running with the land"] that:
  1. In the event facilities are constructed, maintained, or otherwise operated on the property described in this (deed, license, lease, permit, etc.) for a purpose for which a U.S. Department of Transportation activity, facility, or program is extended or for another purpose involving the provision of similar services or benefits, the (grantee, licensee, lessee, permittee, etc.) will maintain and operate such facilities and services in compliance with all requirements imposed by the Acts and Regulations (as may be amended) such that no person on the grounds of race, color, or national origin, will be excluded from participation in, denied the benefits of, or be otherwise subjected to discrimination in the use of said facilities.
- B. With respect to licenses, leases, permits, etc., in the event of breach of any of the above Nondiscrimination covenants, Maine Department of Transportation will have the right to terminate the (lease, license, permit, etc.) and to enter, re-enter, and repossess said lands and facilities thereon, and hold the same as if the (lease, license, permit, etc.) had never been made or issued. \*
- C. With respect to a deed, in the event of breach of any of the above Non-discrimination covenants, the Maine Department of Transportation will have the right to enter or re-enter the lands and facilities thereon, and the above described lands and facilities will there upon revert to and vest in and become the absolute property of the Maine Department of Transportation and its assigns. \*

(\*Reverter clause and related language to be used only when it is determined that such a clause is necessary to make clear the purpose of Title VI.)

## APPENDIX F

### CLAUSES FOR CONSTRUCTION/USE/ACCESS TO REAL PROPERTY ACQUIRED UNDER THE ACTIVITY, FACILITY OR PROGRAM

The following clauses will be included in deeds, licenses, permits, or similar instruments/agreements entered into by the Maine Department of Transportation pursuant to the provisions of Assurance 7(b):

- A. The (grantee, licensee, permittee, etc., as appropriate) for himself/herself, his/her heirs, personal representatives, successors in interest, and assigns, as a part of the consideration hereof, does hereby covenant and agree (in the case of deeds and leases add, "as a covenant running with the land") that (1) no person on the ground of race, color, or national origin, will be excluded from participation in, denied the benefits of, or be otherwise subjected to discrimination in the use of said facilities, (2) that in the construction of any improvements on, over, or under such land, and the furnishing of services thereon, no person on the ground of race, color, or national origin, will be excluded from participation in, denied the benefits of, or otherwise be subjected to discrimination, (3) that the (grantee, licensee, lessee, permittee, etc.) will use the premises in compliance with all other requirements imposed by or pursuant to the Acts and Regulations, as amended, set forth in this Assurance.
- B. With respect to (licenses, leases, permits, etc.), in the event of breach of any of the above Nondiscrimination covenants, the Maine Department of Transportation will have the right to terminate the (license, permit, etc., as appropriate) and to enter or re-enter and repossess said land and the facilities thereon, and hold the same as if said (license, permit, etc., as appropriate) had never been made or issued. \*
- C. With respect to deeds, in the event of breach of any of the above Nondiscrimination covenants, the Maine Department of Transportation will there upon revert to and vest in and become the absolute property of the Maine Department of Transportation and its assigns. \*

(\*Reverter clause and related language to be used only when it is determined that such a clause IS necessary to make clear the purpose of Title VI.)

## APPENDIX G

During the performance of this contract, the contractor, for itself, its assignees, and successors in interest (hereinafter referred to as the "contractor") agrees to comply with the following nondiscrimination statutes and authorities; including but not limited to:

### Pertinent Non-Discrimination Authorities:

- Title VI of the Civil Rights Act of 1964 (42 U.S.C. 5 2000d et seq., 78 stat. 252), (prohibits discrimination on the basis of race, color, national origin); and 49 CFR Part 21.
- The Uniform Relocation Assistance and Real Property Acquisition Policies Act of 1970, (42 U.S.C. 5 4601), (prohibits unfair treatment of persons displaced or whose property has been acquired because of Federal or Federal-aid programs and projects);
- Federal-Aid Highway Act of 1973, (23 U.S.C. 5 324 et seq.), (prohibits discrimination on the basis of sex);
- Section 504 of the Rehabilitation Act of 1973, (29 U.S.C. S 794 et seq.), as amended, (prohibits discrimination on the basis of disability); and 49 CFR Part 27;
- The Age Discrimination Act of 1975, as amended, (42 U.S.C. 5 6101 et seq.), (prohibits discrimination on the basis of age);
- Airport and Airway Improvement Act of 1982, (49 USC 5 471, Section 47123), as amended, (prohibits discrimination based on race, creed, color, national origin, or sex);
- The Civil Rights Restoration Act of 1987, (PL 100-209), (Broadened the scope, coverage and applicability of Title VI of the Civil Rights Act of 1964, The Age Discrimination Act of 1975 and Section 504 of the Rehabilitation Act of 1973, by expanding the definition of the terms "programs or activities" to include all of the programs or activities of the Federal-aid recipients, sub-recipients and contractors, whether such programs or activities are Federally funded or not);
- Titles II and III of the Americans with Disabilities Act, which prohibit discrimination on the basis of disability in the operation of public entities, public and private transportation systems, places of public accommodation, and certain testing entities (42 U.S.C. 55 12131-12189) as implemented by Department of Transportation regulations at 49 C.F.R. parts 37 and 38; ● The Federal Aviation Administration's Non-discrimination statute (49 U.S.C. 5 47123) (prohibits discrimination on the basis of race, color, national origin, and sex);
- Executive Order 12898, Federal Actions to Address Environmental Justice in Minority Populations and Low-Income Populations, which ensures Non-discrimination against minority populations by discouraging programs, policies, and activities with disproportionately high and adverse human health or environmental effects on minority and low-income populations;
- Executive Order 13166, Improving Access to Services for Persons with Limited English Proficiency, and resulting agency guidance, national origin discrimination includes discrimination because of Limited English proficiency (LEP). To ensure compliance with Title VI, you must take reasonable steps to ensure that LEP persons have meaningful access to your programs (70 Fed. Reg. at 74087 to 74100);
- Title IX of the Education Amendments of 1972, as amended, which prohibits you from discriminating because of sex in education programs or activities (20 U.S.C. 1681 et seq).

## APPENDIX H

### FEDERAL HIGHWAY ADMINISTRATION CIVIL RIGHTS ASSURANCE

The Maine Department of Transportation HEREBY CERTIFIES THAT, as a condition of receiving Federal financial assistance under the Federal Transit Act of 1964, as amended, it will ensure that:

1. No person on the basis of race, color or national origin will be subjected to discrimination in the level and quality of transportation services and transportation-related benefits.
2. The Maine Department of Transportation will compile, maintain, and submit in a timely manner Title VI information required in compliance with the Department of Transportation's Title VI regulation, 49 CFR Part 21.9.
3. The Maine Department of Transportation will make it known to the public that those person or persons alleging discrimination on the basis of race, color or national origin as it relates to the provision of transportation services and transportation-related benefits may file a complaint with the Federal Highway Administration and/or the U.S. Department of Transportation.

The person or persons whose signature appears below is authorized to sign this assurance on behalf of the grant applicant or recipient.



Bruce A. Van Note, Commissioner  
Maine Department of Transportation

DATE:

1/23/21

## APPENDIX I

### TITLE VI/NONDISCRIMINATION POLICY STATEMENT

The Commissioner of the Maine Department of Transportation (MaineDOT) is ultimately responsible for and committed to the effective implementation of the Title VI Program to achieve compliance with Title VI of the Civil Rights Act of 1964, as amended, the Civil Rights Restoration Act of 1987, and related statutes and regulations in all Federal programs and activities. Understanding that the Commissioner will not be performing any day-to-day implementation duties, the MaineDOT conducts its Title VI/Environmental Justice Program in a team approach by involving personnel from all program areas, with guidance from the Title VI Coordinator. Responsibility for the day to day administration of the Program will be delegated to the Title VI Program Coordinator who is currently the Director of the Civil Rights Office. The Title VI Program Coordinator has been delegated sufficient authority and responsibility to effectively carry out her duties.


The Title VI Program Coordinator ensures MaineDOT's compliance with Title VI/Environmental Justice implementing regulations. Bureau Directors are responsible for Program implementation in their Bureaus and shall identify and delegate Title VI/Nondiscrimination Federal Program Area Liaisons to perform the routine data collection/data analysis and process reviews.

Inquiries concerning the MaineDOT's policies, investigations, complaints, compliance with applicable laws, regulations, and concerns regarding compliance with Title VI/Environmental Justice may be directed to:

Maine Department of Transportation  
# 16 State House Station  
Augusta, Maine 04333-1116  
Telephone (207) 624-3066 | TTY users Dial Relay: 711  
[sherry.tompkins@maine.gov](mailto:sherry.tompkins@maine.gov)

MaineDOT is committed to ensuring that the fundamental principles of equal opportunity are upheld in all decisions involving our employees and contractors/consultants, and to ensuring that the public-at-large is afforded access to all of our programs and services whether those programs and activities are federally funded or not.

This Policy Statement will be circulated throughout the MaineDOT, made available to the public, and be included by reference in all contracts, agreements, programs and services administered by the Department of Transportation.



Bruce A. Van Note, Commissioner

Date: 7/23/21

## APPENDIX J

### SAMPLE QUESTIONS FOR PROGRAM AREA REVIEWS

#### **Bureau of Planning**

- What measures do you take to ensure that a cross-section of people representative of the populations affected by the Department's projects, including identifying and proactively reaching out to various and diverse social, economic and ethnic groups, participate in the Department's Public Involvement Process?
- How do you ensure that appropriate accommodations are made for persons with Limited English Proficiency (LEP) (persons who have difficulty speaking, reading, writing and/or understanding English)? Were interpreters available when needed to assist with LEP needs?
- How do you collect and analyze statistical data on race, color and national origin of populations in all areas impacted by the Department's programs or services?

#### **Bureau of Project Development**

##### **Property Office**

- What mechanisms are used to identify what communities (minority, LEP) are represented in the negotiation phase of property acquisition?
- How do you ensure that Property Office staff who have direct contact with persons affected by the Department's acquisition of property needed for projects, including compliance with the Uniform Relocation Act of 1970?
- Have you received any complaints related to discrimination on the basis of race, color or national origin? How many and how did you process them?

##### **Multimodal Program**

- How do you ensure that Local Public Agencies (LPA) provide the Department with signed Title VI assurances (Form 1050.2A), including Appendices A and K, annually?
- How do you ensure that LPAs include in their subcontracts FHWA Form 1273 and Title VI Assurances, including Appendices A and K?
- Have you received any complaints related to discrimination on the basis of race, color or national origin? How many and how did you process them?
- How do ensure that public meetings and notices related to LPA projects comply with Title VI?

##### **Bureau of Maintenance and Operations**

- How do you ensure that the Bureau's activities comply with Title VI requirements of nondiscrimination on the basis of race, color or national origin?
- Have you received any complaints related to discrimination on the basis of race, color or national origin? How many and how did you handle them?

## APPENDIX K

Subrecipient Reviewed: \_\_\_\_\_ Date(s) of Desk Audit \_\_\_\_\_

Reviewer(s) \_\_\_\_\_

- Title VI/Nondiscrimination Policy Statement
- Title VI/Nondiscrimination Assurances
- Name and position of Title VI/Nondiscrimination Coordinator
- Title VI/Nondiscrimination Plan
- Procedures for processing external discrimination complaints
- A list of external discrimination complaints and lawsuits
- Any Accommodations for Limited English Proficient Persons
- Addressing Environmental Justice in minority populations and low-income populations
- Ensuring nondiscrimination in the public participation process
- Collecting and analyzing data to ensure nondiscrimination in programs and activities
- Process for ensuring that solicitations for bid/requests for proposals contain the Title VI/Nondiscrimination Assurance paragraph
- Process for ensuring subcontracts contain the appropriate contract provisions and language from the Title VI Assurances
- Process for Ensuring nondiscrimination in the award of contracts
- Developing a Title VI/Nondiscrimination Annual Work Plan & Accomplishment Report

APPENDIX L

# SUB-RECIPIENT TITLE VI COMPLIANCE ASSESSMENT TOOL

23 Code of Federal Regulations (CFR) Part 200.9 (b)(7) requires that the Maine Department of Transportation (MaineDOT) conduct periodic reviews of cities, planning agencies and other recipients of federal-aid highway funds, including locally public agencies, to ensure that they are complying with Title VI of the Civil Rights Act of 1964. Title VI states that “no person in the United States shall be excluded from participation, denied the benefits of, or be subjected to discrimination in any Federally-funded program, policy or activity on the basis of race, color or national origin.”

MaineDOT has developed this assessment as a means of determining sub-recipient compliance; helping sub-recipients understand their Title VI responsibilities; and assisting MaineDOT in planning future training and technical assistance.

This assessment is part of MaineDOT’s Title VI review process and has been designed to take only a few minutes of your time. Please fax (207-624-3021) or mail (16 State House Station, Augusta, ME 04333-0016) the completed questionnaire with attachments to: Sherry Tompkins, Director of Civil Rights, no later than August 30, 2021

Questions or concerns may be emailed to: [sherry.tompkins@maine.gov](mailto:sherry.tompkins@maine.gov) or you may reach Sherry by phone at (207) 624-3066.

---

## Baseline Questionnaire

---

1. Name of your Agency: \_\_\_\_\_
2. Number of full-time and part-time employees: F/T \_\_\_\_\_ P/T \_\_\_\_\_
3. Has your agency provided written Title VI Assurances to MaineDOT? If not, please attach a copy. \_\_\_\_\_
4. Does your agency physically include the Civil Right Special Provisions (FHWA-Form 1273) in all contracts and ensure that they are included in all sub-contracts, including third-tier contracts? \_\_\_\_\_  
\_\_\_\_\_
5. Who is the Title VI contract person for your agency? \_\_\_\_\_.  
Does this person accept complaints from the public? \_\_\_\_\_ If not, who does? \_\_\_\_\_  
Please include title, email and telephone number for each person listed. \_\_\_\_\_  
\_\_\_\_\_

6. In the past three years, has your agency been named in a discrimination complaint or lawsuit? \_\_\_\_\_ . If so, when and what was the nature of the complaint or lawsuit and the outcome. \_\_\_\_\_
- \_\_\_\_\_
- \_\_\_\_\_
- \_\_\_\_\_
7. Does your agency have a written discrimination complaint process? If so, please attach a copy. \_\_\_\_\_
8. Has your agency made the public aware of the right to file a complaint? \_\_\_\_\_  
If so, by what mechanism \_\_\_\_\_
- \_\_\_\_\_. Please attach a copy.
9. Does your agency provide free translation services for persons with Limited English Proficiency (LEP)? \_\_\_\_\_. Please explain \_\_\_\_\_
- \_\_\_\_\_
- \_\_\_\_\_
- \_\_\_\_\_
10. In the past twelve (12) months, what has your agency done to receive and consider input from all citizen groups, especially minority, low income, disabled and transit-dependent? Please describe, if applicable. \_\_\_\_\_
- \_\_\_\_\_
- \_\_\_\_\_
- \_\_\_\_\_
11. Does your agency have a method to collect racial and ethnic data on citizens impacted by your projects? \_\_\_\_\_. If so, please describe. \_\_\_\_\_
- \_\_\_\_\_
- \_\_\_\_\_
- \_\_\_\_\_

12. Does your agency include the required Disadvantaged Business Enterprise (DBE) assurance language at 49 CFR 26.13(a) and (b) verbatim in all financial agreements, contracts and sub-contracts? (Please see DBE Assurance language below.) \_\_\_\_\_

\*\*\*\*\*

**§26.13 What assurances must recipients and contractors make?**

- (a) Each financial assistance agreement you sign with DOT operating administration (or a primary recipient) must include the following assurance:

The recipient shall not discriminate on the basis of race, color, national origin or sex in the award and performance of any DOT-assisted contract or in the administration of its DBE program or the requirements of 49 CFR Part 26. The recipient shall take all necessary and reasonable steps under 49 CFR Part 26 to ensure nondiscrimination in the award and administration of DOT assisted contracts. The recipient's DBE program, as required, by 49 CFR Part 26 and as approved by DOT, is incorporated by reference in this agreement. Implementation of this program is a legal obligation and failure to carry out its terms shall be treated as a violation of this agreement. Upon notification to the recipient of its failure to carry out its approved program, the Department may impose sanctions as provided for under Part 26 and may, in appropriate cases, refer the matter for enforcement under 18 U.S.C. 1001 and/or the Program Fraud Civil Remedies Act of 1986 (31 U.S. C. 3801 et seq.).

- (b) Each contract you sign with a contractor (and each sub-contract the prime contractor signs with a sub-contract) must include the following assurance:

The contractor, sub recipient or sub-contractor shall not discriminate on the basis of race, color, national origin or sex in the performance of this contract. The contractor shall carry out applicable requirements of 49 CFR Part 26 in the award and administration of DOT assisted contracts. Failure by the contractor to carry out these requirements is a breach of this contract, which may result in the termination of this contract or such other remedy as the recipient deems appropriate.

\*\*\*\*\*

13. Does your agency monitor DBEs on construction projects to ensure they are performing a commercially useful function (CUF)? \_\_\_\_\_. If so, where is this documented? \_\_\_\_\_.

If a DBE is not performing a CUF, what actions for steps have you taken? \_\_\_\_\_

\_\_\_\_\_  
\_\_\_\_\_

Who do you notify? \_\_\_\_\_

14. Do you have any questions regarding this assessment or Title VI? \_\_\_\_\_  
Please include them here along with your email address and/or phone number and  
a MaineDOT representative will respond. \_\_\_\_\_

---

---

---

---

15. Would your agency like Title VI training or other Civil Rights technical assistance  
from MaineDOT? \_\_\_\_\_. If yes, please explain. \_\_\_\_\_

---

---

Does your agency have teleconferencing ability? \_\_\_\_\_

16. Please provide the name, title and contact information of the person who  
completed this baseline assessment. \_\_\_\_\_

---

---

17. Provide an annual report on Title VI accomplishments for the previous year and  
goals for the next year. \_\_\_\_\_

---

---

---

---

---

---

---

---

---

---

APPENDIX M

Maine Department of Transportation  
External Discrimination Complaint Form

(Title VI/Nondiscrimination and ADA/Section 504 Complaints)

Name	Phone	Name of Person(s) That Discriminated Against You
Address		Location and Position of Person (If Known)
City, State, Zip		City, State, Zip
Agency involved		Date of Alleged Incident
Discrimination Because of: <input type="checkbox"/> Race <input type="checkbox"/> Color <input type="checkbox"/> National Origin <input type="checkbox"/> Sex <input type="checkbox"/> Age <input type="checkbox"/> Disability		What Remedy are you requesting?
Explain As Briefly And Clearly As Possible What Happened And How You Were Discriminated Against. Indicate Who Was Involved. Be Sure To Include How Other Persons Were Treated Differently Than You. Also Attach Any Written Material Pertaining To Your Case.		
Signature		Date

Please Mail Complaint to:

Maine Department of Transportation  
Civil Rights Office  
# 16 State House Station  
Augusta, Maine 04333-0016  
Or Call (207) 624- 3066 or TYY Relay 711

## APPENDIX N



### **NON-DISCRIMINATION/TITLE VI POSTER**

**Title VI and Nondiscrimination Commitment to all USDOT funded programs:**

Pursuant to Title VI of the Civil Rights Act of 1964 and related laws and regulations, MaineDOT will not exclude from participation in, deny the benefits of, or subject to discrimination anyone on the grounds of race, color, national origin, sex, age or disability.

**Complaint Procedures:**

MaineDOT has established a discrimination complaint procedure and will take prompt and reasonable action to investigate and eliminate discrimination when found. Any person who believes that he or she has been aggrieved by an unlawful discriminatory practice under Title VI has a right to file a formal complaint with MaineDOT. Any such complaint must be in writing and filed with the MaineDOT Title VI Coordinator within one hundred eighty (180) calendar days following the date of the alleged discriminatory occurrence. For more information, please contact the MaineDOT's Title VI Coordinator.

**ADA/504 Statement:**

Pursuant to Section 504 of the Rehabilitation Act of 1973 (Section 504), the Americans with Disabilities Act of 1990 (ADA) and related federal and state laws and regulations, MaineDOT will make every effort to ensure that its facilities, programs, services, and activities are accessible to those with disabilities. MaineDOT will provide reasonable accommodation to disabled individuals who wish to participate in public involvement events or who require special assistance to access MaineDOT facilities, programs, services or activities. Because providing reasonable accommodation may require outside assistance, organization or resources, MaineDOT asks that requests be made at least five (5) calendar days prior to the need for accommodation. Questions, concerns, comments or requests for accommodation should be made to MaineDOT's ADA Coordinator.

Services are provided free without charge for individuals with special needs with disabilities. Any fees will be paid by the recipient or subrecipient. The public will have access to translators, "I Speak Cards", TTY/TDD services and vital documents translated when requested.

**MaineDOT Title VI**

Sherry Y. Tompkins, Director  
Civil Rights Office  
Maine Department of Transportation  
16 State House Station  
Augusta, Maine 04333  
Office Phone: (207) 624-3066  
Cell Phone: (207) 592-0686  
TTY: Users Dial MAINE RELAY 711



## Call Us with Questions

If you believe that you have been discriminated against because of your race, color, national origin, sex, age, disability or income level, or because you have difficulty with the English language, call us at 207-624-3056. MaineDOT's Civil Rights Office will explain the process for filing a complaint. Complaint forms are on our website.

[mainedot.gov/civilrights/title-vi](https://mainedot.gov/civilrights/title-vi)

### Language translation services available upon request.

Services de traduction de langue disponibles sur demande.

Servicios de traducción disponibles bajo petición.

要求提供的 语言翻译服务。

Lugha ya tafsiri huduma inapatikana juu ya ombi. Ladenan panarjamahan basa aya kana paménta.

بہلظنا دینوع فحاحتم ءغزلنا فموجرتا تادمخ

Có các dịch vụ phiên dịch khi quý vị yêu cầu.



**MaineDOT**

Maine Department of Transportation  
Civil Rights Office

16 State House Station  
Augusta, Maine 04333-0016


Phone: 207-624-3056

TTY Users Dial Maine Relay 711



## APPENDIX O

# KNOW YOUR Rights

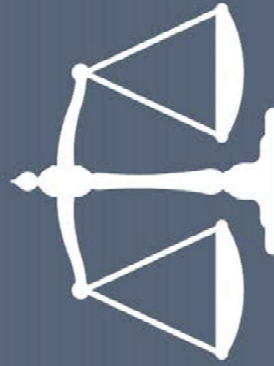


# TITLE VI PROGRAM

## of the Civil Rights Act

MaineDOT's mission is to provide the people of Maine with a safe, efficient and effective transportation system. Our work is intended to serve the transportation needs of all people in Maine, regardless of race, color, national origin, sex, age, disability, income level or limited English proficiency.

MaineDOT is committed to assuring that none of its activities or programs encourage discrimination. We manage our programs without regard to race, color, national origin, sex, age, disability, income level, or the ability to speak or understand English.



MaineDOT will not allow discrimination by a MaineDOT employee or by recipients of federal-aid funds such as cities, counties, contractors, or planning agencies. MaineDOT prohibits all discriminatory practices which may result in:

- Unfair denial of any service, financial aid or benefit provided by the federally funded program;
- Different standards or requirements for participation in programs;
- Segregation or separate treatment within our programs;
- Differences in the quality, quantity or way in which a benefit is provided;
- Discrimination in any activities in a facility built with federal funds.

To ensure compliance with Title VI, and other related laws, MaineDOT:

- Avoids or reduces harmful health and environmental impacts which programs or activities might have on minority and low-income populations;
- Ensures the full and fair participation by all communities in its decision-making process;
- Prevents the denial, reduction or delay of benefits for minority and low-income populations;
- Provides language interpreters to people who have difficulty understanding English.

## How to File a Complaint

If you believe you have been discriminated against, you will need to file a written complaint. The complaint must be submitted within 180 days of the alleged discrimination. The complaint form is on our website for you to download.

**Be prepared to fill in:**

- Your name, address and phone number;
- The name and address of the organization you believe discriminated against you;
- Details of the alleged discrimination and any other relevant information; and
- The names of anyone we could contact regarding the alleged discrimination.

**Once you have filled in the form, mail it to us:**

**MaineDOT Civil Rights Office**

16 State House Station  
Augusta, Maine 04333-0016

207-624-3056





**STATE OF MAINE**  
**DEPARTMENT OF ENVIRONMENTAL PROTECTION**  
**Permit-by-Rule & Notice of Intent Review Form**

**Natural Resources Protection Act**  
**Stormwater Management Law**  
**Maine Construction General Permit**

**PBR # 76540**  
**PBR #**  
**NOI #**

**Applicant:** Maine DOT  
**Project Address:** INTERSTATE 295 NORTHBOUND

**Town:** Topsham  
**Tax Map/Lot #:**

**NRPA PBR Sections – Ch. 305**

- |   |   |   |
|---|---|---|
| <input type="checkbox"/> Sec. 2 Act. Adj. to Prot. Natural Res. | <input type="checkbox"/> Sec. 9 Utility Crossing                        | <input type="checkbox"/> Sec. 16 Coastal Sand Dune Project        |
| <input type="checkbox"/> Sec. 3 Intake Pipes                    | <input type="checkbox"/> Sec. 10 Stream Crossing                        | <input type="checkbox"/> Sec. 17 Transfer/Permit Extension        |
| <input type="checkbox"/> Sec. 4 Replacement of Structures       | <input checked="" type="checkbox"/> Sec. 11 State Transport. Facilities | <input type="checkbox"/> Sec. 18 Maintenance Dredging             |
| <input type="checkbox"/> Sec. 6 Movement of Rocks or Veg.       | <input type="checkbox"/> Sec. 12 Restoration Natural Areas              | <input type="checkbox"/> Sec. 19 Act. Near SVP Habitat            |
| <input type="checkbox"/> Sec. 7 Outfall Pipes                   | <input type="checkbox"/> Sec. 13 F&W Creat./Water Quality               | <input type="checkbox"/> Sec. 20 Act. Near Waterfowl/Bird Habitat |
| <input type="checkbox"/> Sec. 8 Shoreline Stabilization         | <input type="checkbox"/> Sec. 15 Public Boat Ramps                      |   |

**Notes:**

Rehabilitate the existing metal pipe


**Reviewer:**  
**Reviewer:** Alexis Sivovlos

**Deficient Date:**  
**Accepted Date:** 03/08/2022

NRPA    SW    NOI  
 NRPA    SW    NOI

**DEPARTMENT OF ENVIRONMENTAL PROTECTION  
PERMIT BY RULE NOTIFICATION FORM**

(For use with DEP Regulation, Natural Resources Protection Act - Permit by Rule Standards, Chapter 305)

APPLICANT INFORMATION (Owner)				AGENT INFORMATION (If Applying on Behalf of Owner)			
Name:	Maine Department of Transportation			Name:	Kristen Chamberlain		
Mailing Address:	16 State House Station			Mailing Address:	16 State House Station		
Mailing Address:				Mailing Address:			
Town/State/Zip:	Augusta, Maine, 04333			Town/State/Zip:	Augusta, Maine 04344		
Daytime Phone #:			Ext:	Daytime Phone #:	(207) 441-8827		Ext:
Email Address:				Email Address:	Kristen.chamberlain@maine.gov		
PROJECT INFORMATION							
Part of a larger project? (check 1):	<input type="checkbox"/> Yes <input checked="" type="checkbox"/> No	After the Fact? (check 1):	<input type="checkbox"/> Yes <input checked="" type="checkbox"/> No	Project involves work below mean low water? (check 1):	<input type="checkbox"/> Yes <input checked="" type="checkbox"/> No	Name of waterbody:	unnamed stream
Project Town:	Topsham		Town Email Address:	tlister@topshammaine.com		Map and Lot Number:	
Brief Project Description:	Rehabilitate existing 72-inch diameter x 120-foot-long metal pipe. MaineDOT proposes to install a 63-inch diameter by 120-foot-long culvert slipline within the existing 72 -inch diameter metal pipe. Annular spaces between the culvert slipline and the existing structure will be filled with grout. 						
Project Location & Brief Directions to Site:	43.95787 °N, - 69.96078 °W Interstate-295 Northbound (NB) 1.26 miles north of the I-295 Exit 31 On Ramp MAINEDOT WIN 25395.00						

**PERMIT BY RULE (PBR) SECTIONS (Check at least one):** I am filing notice of my intent to carry out work that meets the requirements for Permit-by-Rule (PBR) under DEP Rules, [Chapter 305](#). I and my agent(s), if any, have read and will comply with all of the standards in the Sections checked below.

- |   |   |   |
|---|---|---|
| <input type="checkbox"/> Sec. (2) Act. Adj. to Prot. Natural Res. | <input type="checkbox"/> Sec. (9) Utility Crossing                            | <input type="checkbox"/> Sec. (16) Coastal Sand Dune Projects       |
| <input type="checkbox"/> Sec. (3) Intake Pipes                    | <input type="checkbox"/> Sec. (10) Stream Crossing                            | <input type="checkbox"/> Sec. (16-A) Beach Nourishment              |
| <input type="checkbox"/> Sec. (4) Replacement of Structures       | <input checked="" type="checkbox"/> Sec. (11) State Transportation Facilities | <input type="checkbox"/> Sec. (17) Transfer/Permit Extension        |
| <input type="checkbox"/> Sec. (6) Movement of Rocks or Veg.       | <input type="checkbox"/> Sec. (12) Restoration of Natural Areas               | <input type="checkbox"/> Sec. (18) Maintenance Dredging             |
| <input type="checkbox"/> Sec. (7) Outfall Pipes                   | <input type="checkbox"/> Sec. (13) F&W Creat./Water Qual. Improv.             | <input type="checkbox"/> Sec. (19) Act. Near SVP Habitat            |
| <input type="checkbox"/> Sec. (8) Shoreline Stabilization         | <input type="checkbox"/> Sec. (15) Public Boat Ramps                          | <input type="checkbox"/> Sec. (20) Act. Near Waterfowl/Bird Habitat |

**NOTE: Municipal permits also may be required. Contact your local code enforcement office for information. Federal permits may be required for stream crossings and for projects involving wetland fill. Contact the Army Corps of Engineers at the Maine Project Office for information.**

**NOTIFICATION FORMS CANNOT BE ACCEPTED WITHOUT THE NECESSARY ATTACHMENTS AND FEE**

- Attach** all required submissions for the PBR Section(s) checked above. The required submissions for each PBR Section are outlined in Chapter 305 and may differ depending on the Section you are submitting under.
- Attach** a location map that clearly identifies the site (U.S.G.S. topo map, Maine Atlas & Gazetteer, or similar).
- Attach Proof of Legal Name** if applicant is a corporation, LLC, or other legal entity. Provide a copy of Secretary of State's registration information (available at <http://icrs.informe.org/nei-sos-icrs/ICRS?MainPage=x>). Individuals and municipalities are not required to provide any proof of identity.

**FEE:** Pay by credit card at the [Payment Portal](#). The Permit-by-Rule fee may be found here <https://www.maine.gov/dep/feeschedule.pdf> and is currently \$288.

- Attach** payment confirmation from the Payment Portal when filing this notification form. [State Agency, Internal Billing](#)

**Signature & Certification:**

- I authorize staff of the Departments of Environmental Protection, Inland Fisheries & Wildlife, and Marine Resources to access the project site for the purpose of determining compliance with the rules.
- I understand that this PBR becomes effective 14 calendar days after receipt by the Department of this completed form, the required submissions, and fee, *unless the Department approves or denies the PBR prior to that date.*

**By signing this Notification Form, I represent that the project meets all applicability requirements and standards in Chapter 305 rule and that the applicant has sufficient title, right, or interest in the property where the activity takes place.**

Signature of Agent or Applicant (may be typed):	Kristen Chamberlain	Date:	02/27/2023
---	---------------------	-------	------------

**Keep a copy as a record of permit.** Email this completed form with attachments to DEP at: [DEP.PBRNotification@maine.gov](mailto:DEP.PBRNotification@maine.gov). DEP will send a copy to the Town Office as evidence of DEP's receipt of notification. No further authorization will be issued by DEP after receipt of notice. A PBR is valid for two years, except Section 4, "Replacement of Structures," are valid for three years. **Work carried out in violation of the Natural Resources Protection Act or any provision in Chapter 305 is subject to enforcement.**

## 11. State transportation facilities

### A. Applicability

- (1) This section applies to the maintenance, repair, reconstruction, rehabilitation, replacement or minor construction of a State Transportation Facility carried out by, or under the authority of, the Maine Department of Transportation (MaineDOT) or the Maine Turnpike Authority, including any testing or preconstruction engineering, and associated technical support services.
- (2) This section does not apply to an activity within a coastal sand dune system.

---

NOTE: The construction of a transportation facility other than roads and associated facilities may be subject to the Storm Water Management Law, 38 M.R.S.A. Section 420-D.

---

### B. Standards

- (1) Photographs of the area to be altered by the activity must be taken before work on the site begins. The photographs must be kept on file and be made available at the request of the DEP.
- (2) The activity must be reviewed by the Department of Inland Fisheries and Wildlife and the Department of Marine Resources, as applicable. The applicant must coordinate with the reviewing agencies and incorporate any recommendations from those agencies into the performance of the activity.
- (3) All construction activities undertaken must be detailed in a site-specific Soil Erosion and Water Pollution Control Plan and conducted in accordance with MaineDOT's Best Management Practices for Erosion and Sediment Control, dated January 2000, and Standard Specifications, dated December 2002.
- (4) Alignment changes may not exceed a distance of 200 feet between the old and new center lines in any natural resource.
- (5) The activity may not alter more than 300 feet of shoreline (both shores added together) within a mile stretch of any river, stream or brook, including any bridge width or length of culvert.
- (6) The activity may not alter more than 150 feet of shoreline (both shores added together) within a mile stretch of any outstanding river segment identified in 38 M.R.S.A. 480-P, including any bridge width or length of culvert.
- (7) The activity must minimize wetland intrusion. The activity is exempt from the provisions of Chapter 310, the Wetland and Waterbodies Protection Rules, if the activity alters less than 15,000 square feet of natural resources per mile of roadway (centerline measurement) provided that the following impacts are not exceeded within the 15,000 square foot area:
  - (a) 1,000 square feet of coastal wetland consisting of salt tolerant vegetation or shellfish habitat; or

(b) 5,000 square feet of coastal wetland not containing salt tolerant vegetation or shellfish habitat; or

(c) 1,000 square feet of a great pond.

All other activities must be performed in compliance with all sections of Chapter 310, the Wetland Protection Rules, except 310.2(C), 5(A), 9(A), 9(B) and 9(C).

- (8) The activity may not permanently block any fish passage in any watercourse containing fish. The applicant must coordinate with the reviewing agencies listed in paragraph 2 above to improve fish passage and incorporate any recommendations from those agencies into the performance of the activity.

---

NOTE: For guidance on meeting the design objectives for fish passage, including peak flow, maximum velocity, mining depth and gradient, see the MaineDOT Waterbody and Wildlife Crossing Policy and Design Guide (July 2008), developed in conjunction with state and federal resource and regulatory agencies.

---

- (9) Rocks may not be removed from below the normal high water line of any coastal wetland, freshwater wetland, great pond, river, stream or brook except to the minimum extent necessary for completion of work within the limits of construction.
- (10) If work is performed in a river, stream or brook that is less than three feet deep at the time and location of the activity, the applicant must isolate the work area from the resource and divert stream flows around the work area, maintaining downstream flows while work is in progress.
- (11) Wheeled or tracked equipment may not operate in the water. Equipment operating on the shore may reach into the water with a bucket or similar extension. Equipment may cross streams on rock, gravel or ledge bottom. If avoiding the operation of wheeled or tracked equipment in the water is not possible, the applicant must explain the need to operate in the water. Approval from the DEP to operate in the water must be in writing, and any recommendations from the DEP must be incorporated into the performance of the activity.
- (12) All wheeled or tracked equipment that must travel or work in a vegetated wetland area must travel and work on mats or platforms.
- (13) Any debris or excavated material must be stockpiled either outside the wetland or on mats or platforms. Erosion and sediment control best management practices must be used, where necessary, to prevent sedimentation. Any debris generated during the activity must be prevented from washing downstream and must be removed from the wetland or water body. Disposal of debris must be in conformance with the Maine Hazardous Waste, Septage and Solid Waste Management Act, 38 M.R.S.A. Section 1301 *et seq.*
- (14) Work below the normal high water line of a great pond, river, stream or brook must be done at low water except for emergency work or work agreed to by the resource agencies listed in paragraph 2 above.
- (15) Perimeter controls must be installed before the work starts. Disturbance of natural resources beyond the construction limits shown on the plans is not allowed under this rule.

---

NOTE: Guidance on the location of construction limits can be obtained from the on site Construction Manager.

---

- (16) The use of untreated lumber is preferred. Lumber pressure treated with chromated copper arsenate (CCA) may be used only if necessary and only if use is allowed under federal law and not prohibited from sale under 38 M.R.S.A. 1682, and provided it is cured on dry land in a manner that exposes all surfaces to the air for a period of at least 21 days prior to construction. Wood treated with creosote or pentachlorophenol may not be used where it will contact water.
- (17) A temporary road for equipment access must be constructed of crushed stone, blasted ledge, or similar materials that will not cause sedimentation or restrict fish passage. Such roads must be completely removed at the completion of the activity. In addition, any such temporary roads which are in rivers, streams or brooks, must allow for a passage of stormwater flows associated with a 10-year storm.
- (18) Non-native species may not be planted in restored areas.
- (19) Disposal of debris must be in conformance with Maine Hazardous Waste, Septage and Solid Waste Management Act, 38 M.R.S.A. Sections 1301 *et seq.*
- (20) Disturbance of vegetation must be avoided, if possible. Where vegetation is disturbed outside of the area covered by any road or structure construction, it must be reestablished immediately upon completion of the activity and must be maintained.
- (21) A vegetated area at least 25 feet wide must be established and maintained between any new stormwater outfall structure and the high water line of any open water body. A velocity reducing structure must be constructed at the outlet of the stormwater outfall that will create sheet flow of stormwater, and prevent erosion of soil within the vegetated buffer. If the 25 foot vegetated buffer is not practicable, the applicant must explain the reason for a lesser setback in writing. Approval from the DEP must be in writing and any recommendations must be incorporated into the activity.

**C. Definitions.** The following terms, as used in this chapter, have the following meanings, unless the context indicates otherwise:

- (1) Diversion. The rerouting of a river, stream or brook around a construction site and then back to the downstream channel.
- (2) Fill. a. (verb) To put into or upon, supply to, or allow to enter a water body or wetland any earth, rock, gravel, sand, silt, clay, peat, or debris; b. (noun) Material, other than structures, placed in or immediately adjacent to a wetland or water body.
- (3) Floodplain wetlands. Freshwater wetlands that are inundated with flood water during a 100-year flood event based on flood insurance maps produced by the Federal Emergency Agency or other site specific information.
- (4) Riprap. Heavy, irregularly shaped rocks that are fit into place, without mortar, on a slope as defined in the MaineDOT Standard Specifications.



DEPARTMENT OF THE ARMY  
US ARMY CORPS OF ENGINEERS  
NEW ENGLAND DISTRICT  
696 VIRGINIA ROAD  
CONCORD MA 01742-2751

April 21, 2023

Regulatory Division  
File Number: NAE-2022-01563

Kristen Chamberlain  
Maine Department of Transportation  
16 State House Station  
Augusta, Maine 04333  
[kristen.chamberlain@maine.gov](mailto:kristen.chamberlain@maine.gov)

Dear Ms. Chamberlain:

This regards your application for a Department of the Army (DA) permit submitted to the U.S. Army Corps of Engineers (USACE) for activities in waters of the United States to install a 63-inch diameter by 120-foot-long culvert slip line within the existing 72 -inch diameter metal pipe. Annular spaces between the culvert slip line and the existing structure will be filled with grout. This project is located in a tributary of the Cathance Rive and adjacent wetlands where the tributary goes under I-295 in Topsham, Maine. We have assigned the file number provided above to this project. Please refer to this number in all communication concerning this matter.

Enclosed is a copy of an initial proffered permit (standard permit) for the proposed work. If you have no objections to the initial proffered permit, please sign, date, and return it to this office for validation as soon as possible. Upon receipt of the signed copy and the items below, the permit will be validated and returned to you without delay. Your DA permit will not be valid until we have returned a copy to you bearing both your signature and the signature of the appropriate USACE official.

If you sign, date and return the initial proffered permit, the validated permit we return to you will be a limited authorization containing a specific set of conditions. Please read the initial proffered permit thoroughly to familiarize yourself with the conditions, including any conditions contained in the enclosed State Section 401 water quality certification. If a contractor performs any authorized work for you, both you and the contractor are responsible for ensuring that the work is performed in compliance with the permit's terms and conditions, as any violations could result in civil or criminal penalties.

This letter contains an initial proffered permit for your proposed project. If you object to this initial proffered permit because of certain terms and conditions therein, you may request that the permit be modified accordingly. Enclosed you will find a Notification of Appeal Process (NAP) fact sheet and Request for Appeal (RFA) form. If you request to object to this initial proffered permit, you must submit a completed RFA form to the District Engineer at the address below. Your objections must be received by the District

Engineer within 60 days of the date of this notice, which is June 20, 2023, or you will forfeit your right to appeal the permit in the future.

District Engineer  
Corps of Engineers, New England District  
696 Virginia Road  
Concord, MA 01742-2751

You may not object to or appeal conditions contained in the State Section 401 water quality certification or the Coastal Zone Management consistency determination under this program as they are automatically included in the Federal permit.

This authorization presumes that the work as described above and as shown on your plans noted above is in waters of the U.S. You must complete and return the enclosed Preliminary Jurisdictional Determination Form (requires your signature only) to this office. If you wish, you may request an approved jurisdictional determination (which may be appealed), by contacting the USACE district for further instruction.

Please contact us immediately if you change the plans or construction methods for work within our jurisdiction. We must approve any changes before you undertake them.

This authorization does not obviate the need to obtain other Federal, state, or local authorizations required by law. Applicants are responsible for applying for and obtaining any other approvals.

We continually strive to improve our customer service. In order for us to better serve you, we would appreciate your completing our Customer Service Survey located at <https://regulatory.ops.usace.army.mil/customer-service-survey>.

Please contact Richard Kristoff, of my staff, at (978) 318-8171 or richard.c.kristoff@usace.army.mil if you have any questions.

Sincerely,

Frank J. Del Giudice  
Chief, Permits and Enforcement Branch  
Regulatory Division

Enclosures

cc:

Laura Teracino, U.S. EPA Region 1, [teracino.laura@epa.gov](mailto:teracino.laura@epa.gov)

Nathan Margason, U.S. EPA Region 1, [margason.nathan@epa.gov](mailto:margason.nathan@epa.gov)

DEPARTMENT OF THE ARMY PERMIT

Permittee Kristen Chamberlain

Permit No. NAE-2022-01563

Issuing Office New England District

NOTE: The term "you" and its derivatives, as used in this permit, means the permittee or any future transferee. The term "this office" refers to the appropriate district or division office of the Corps of Engineers having jurisdiction over the permitted activity or the appropriate official of that office acting under the authority of the commanding officer.

You are authorized to perform work in accordance with the terms and conditions specified below.

**Project Description:**

The work involves slip lining an existing 72" diameter culvert under the northbound lanes of Interstate 295 with a 63" diameter high-density plastic pipe. The void between the pipes will be grouted in. A riprap scour pad measuring 10 feet by 10 feet will be placed in the upstream channel at the inlet. A cofferdam will be installed at the outlet and inlet side of the culvert to complete the work in the dry. Work will take place between June 1 and October 31. Impacts will be 750 square feet of permeant stream impacts for the slip lining, 950 square feet of temporary stream impacts for cofferdams, and 700 square feet of temporary impacts to wetlands for cofferdams and construction access.

The work is shown on the enclosed plans titled, the work is shown on the enclosed plans entitled "Project Location Map" on 1 sheet and not dated, "LG Culvert Rehabilitation (LC 927086)" on 1 sheet and dated "2/25/23", and "TOPSHAM INTERSTATE-295" on 6 sheets and dated "2/25/23".

**Project Location:**

This work is proposed in an unnamed tributary to the Cathance River where it crosses under Interstate 295 in Topsham, Maine. The site coordinates are: Latitude 43.95782<sup>0</sup>N Longitude -69.960806<sup>0</sup>W.

**Permit Conditions:**

**General Conditions:**

1. The time limit for completing the work authorized ends on March 30, 2033. If you find that you need more time to complete the authorized activity, submit your request for a time extension to this office for consideration at least one month before the above date is reached.
2. You must maintain the activity authorized by this permit in good condition and in conformance with the terms and conditions of this permit. You are not relieved of this requirement if you abandon the permitted activity, although you may make a good faith transfer to a third party in compliance with General Condition 4 below. Should you wish to cease to maintain the authorized activity or should you desire to abandon it without a good faith transfer, you must obtain a modification of this permit from this office, which may require restoration of the area.
3. If you discover any previously unknown historic or archeological remains while accomplishing the activity authorized by this permit, you must immediately notify this office of what you have found. We will initiate the Federal and State coordination required to determine if the remains warrant a recovery effort or if the site is eligible for listing in the National Register of Historic Places.
4. If you sell the property associated with this permit, you must obtain the signature of the new owner in the space provided and forward a copy of the permit to this office to validate the transfer of this authorization.

5. If a conditioned water quality certification has been issued for your project, you must comply with the conditions specified in the certification as special conditions to this permit. For your convenience, a copy of the certification is attached if it contains such conditions.
6. You must allow representatives from this office to inspect the authorized activity at any time deemed necessary to ensure that it is being or has been accomplished in accordance with the terms and conditions of your permit.

**Special Conditions:**

1. In water work shall take place between June 1 and October 31
2. Adequate sedimentation and erosion control management measures, practices and devices, such as phased construction, installation of sediment control barriers (i.e. silt fence, vegetated filter strips, geotextile silt fences, erosion control mixes, hay bales or other devices) downhill of all exposed areas, retention of existing vegetated buffers, application of temporary mulching during construction, and permanent seeding and stabilization shall be installed and properly maintained to reduce erosion and retain sediment on-site during and after construction. They shall be capable of preventing erosion; of collecting sediment, suspended and floating materials; and of filtering fine sediment.
3. Temporary sediment control barriers shall be removed upon completion of work, but not until all disturbed areas are permanently stabilized. The sediment collected by these sediment barriers shall be removed and placed at an upland location and stabilized to prevent its later erosion into a waterway or wetland.
4. All exposed soil and other fills shall be permanently stabilized at the earliest practicable date.
5. The introduction or spread of invasive or other unacceptable plant or animal species on the project site or areas adjacent to the project site caused by the site work shall be avoided to the maximum extent practicable. For example, construction mats and equipment shall be thoroughly cleaned and free of vegetation and soil before and after use. The introduction or spread of invasive plant or animal species on the project site caused by the site work shall be controlled.
6. The permittee shall ensure that a copy of this permit is at the work site (and the project office) authorized by this permit whenever work is being performed, and that all personnel with operational control of the site ensure that all appropriate personnel performing work are fully aware of its terms and conditions. The entire permit shall be made a part of any and all contracts and sub-contracts for work that affects areas of Corps jurisdiction at the site of the work authorized by this permit. This shall be achieved by including the entire permit in the specifications for work. The term "entire permit" means this permit (including its drawings, plans, appendices and other attachments) and also includes permit modifications.
7. If the permit is issued after the construction specifications, but before receipt of bids or quotes, the entire permit shall be included as an addendum to the specifications. If the permit is issued after receipt of bids or quotes, the entire permit shall be included in the contract or sub-contract. Although the permittee may assign various aspects of the work to different contractors or sub-contractors, all contractors and sub-contractors shall be obligated by contract to comply with all environmental protection provisions contained within the entire permit, and no contract or sub-contract shall require or allow unauthorized work in areas of Corps jurisdiction.
8. The permittee shall complete and return the enclosed Work Start Notification Form to this office at least two weeks before the anticipated starting date.
9. The permittee shall complete and return the enclosed Compliance Certification Form to this office at least within one month following the completion of the authorized work.
10. The applicant shall ensure compliance with the design requirements and avoidance and minimization measures deemed applicable to this project as described on pages 5 & 6. These conditions were the result of formal Section 7 Consultation with the US Fish & Wildlife Service.

**Further Information:**

1. Congressional Authorities: You have been authorized to undertake the activity described above pursuant to:
  - Section 10 of the Rivers and Harbors Act of 1899 (33 U.S.C. 403).
  - Section 14 of the Rivers and Harbors Act of 1899 (33 U.S.C. 408).
  - Section 404 of the Clean Water Act (33 U.S.C. 1344).
  - Section 103 of the Marine Protection, Research and Sanctuaries Act of 1972 (33 U.S.C. 1413).
  
2. Limits of this authorization.
  - a. This permit does not obviate the need to obtain other Federal, State, or local authorizations required by law.
  - b. This permit does not grant any property rights or exclusive privileges.
  - c. This permit does not authorize any injury to the property or rights of others.
  - d. This permit does not authorize interference with any existing or proposed Federal project.
  
3. Limits of Federal Liability. In issuing this permit, the Federal Government does not assume any liability for the following:
  - a. Damages to the permitted project or uses thereof as a result of other permitted or unpermitted activities or from Natural causes.
  - b. Damages to the permitted project or uses thereof as a result of current or future activities undertaken by or on behalf of the United States in the public interest.
  - c. Damages to persons, property, or to other permitted or unpermitted activities or structures caused by the activity authorized by this permit.
  - d. Design or construction deficiencies associated with the permitted work.
  - e. Damage claims associated with any future modification, suspension, or revocation of this permit.
  
4. Reliance on Applicant's Data: The determination of this office that issuance of this permit is not contrary to the public interest was made in reliance on the information you provided.
  
5. Reevaluation of Permit Decision. This office may reevaluate its decision on this permit at any time the circumstances warrant. Circumstances that could require a reevaluation include, but are not limited to, the following:
  - a. You fail to comply with the terms and conditions of this permit.
  - b. The information provided by you in support of your permit application proves to have been false, incomplete, or inaccurate (See 4 above).
  - c. Significant new information surfaces which this office did not consider in reaching the original public interest decision.

Such a reevaluation may result in a determination that it is appropriate to use the suspension, modification, and revocation procedures contained in 33 CFR 325.7 or enforcement procedures such as those contained in 33 CFR 326.4 and 326.5. The referenced enforcement procedures provide for the issuance of an administrative order requiring you to comply with the terms and conditions of your permit and for the initiation of legal action where appropriate. You will be required to pay for any corrective measures ordered by this office, and if you fail to comply with such directive, this office may in certain situations (such as those specified in 33 CFR 209.170) accomplish the corrective measures by contract or otherwise and bill you for the cost.

6. Extensions. General Condition 1 establishes a time limit for the completion of the activity authorized by this permit. Unless there are circumstances requiring either a prompt completion of the authorized activity or a reevaluation of the public interested decision, the Corps will normally give favorable consideration to a request for an extension of this time limit.

Your signature below, as permittee, indicates that you accept and agree to comply with the terms and conditions of this permit.

*Kristen Chamberlain*

*4/21/23*

\_\_\_\_\_  
Kristen Chamberlain  
Maine Department of Transportation

\_\_\_\_\_  
(Date)

This permit becomes effective when the Federal official, designated to act for the Secretary of the Army, has signed below.

\_\_\_\_\_  
**Frank J. Del Giudice**  
**Chief, Permits & Enforcement Branch**  
**Regulatory Division**  
**For: District Engineer**

\_\_\_\_\_  
(Date)

When the structures or work authorized by this permit are still in existence at the time the property is transferred, the terms and conditions of this permit will continue to be binding on the new owner(s) of the property. To validate the transfer of this permit and the associated liabilities associated with compliance with its terms and conditions, have the transferee sign and date below.

\_\_\_\_\_  
(Transferee)

\_\_\_\_\_  
(Date)

**Avoidance and Minimization Measures (AMMs) Resulting From the Endangered Species  
Act Section 7 Biological Opinion For the I-295 NORTHBOUND CULVERT  
REHABILITATION PROJECT TOPSHAM, MAINE**

**Avoidance and Minimization Measure 1** Contractors will submit a SEWPCP for review and approval of MaineDOT staff prior to the start of work. The plan includes the review of the implementation of any AMMs proposed.

**AMM 2** Prior to soil disturbance, the erosion control portion of the SEWPCP will be reviewed and in place.

**AMM 3** Extended in-water work window of June 1 to October 31.

**AMM 4** No equipment, materials, or machinery shall be stored, cleaned, fueled, or repaired within any wetland or watercourse; dumping of oil or other deleterious materials on the ground will be forbidden; the contractor shall provide a means of catching, retaining, and properly disposing of drained oil, removed oil filters, or other deleterious material; and all oil spills shall be reported immediately to the appropriate regulatory body. Response to any contaminant release will follow protocols contained in the SPCCP.

**AMM 5** During construction, any disturbed soils will be temporary stabilized with BMPs, such as straw mulch, plastic sheeting, erosions control mix, or other appropriate BMPs. Disturbed areas with erodible soil can include, but are not limited to, temporary storage piles, access ways, partially constructed slopes, etc.

**AMM 6** No heavy construction equipment will travel into or through any flowing streams with erodible substrate (e.g., sand, silt, and clay). Travel of heavy construction equipment into or through flowing streams and on stream substrate will only occur when the stream substrate is non-erodible (e.g., ledge, cobble) and the contractor has received approval from the MaineDOT environmental field office.

**AMM 7** Sheet pile driving (if utilized) will be completed using a vibratory hammer.

**AMM 8** All in-water excavation will be conducted in cofferdams.

**AMM 9** Turbid water within a cofferdam during dewatering will be pumped to a sediment basin for filtration. The "Dirty Water" Treatment System will be installed according to MaineDOT's BMPs.

**AMM 10** For activities requiring bypass pumping in streams, stabilization techniques (such as sheets of poly) will be used to protect the stream from scour caused by the highwater velocity coming from the hose(s) at the downstream end.

**AMM 11** Temporary bypass systems will utilize non-erosive techniques, such as pipe or a plastic-lined channel that will accommodate the predicted peak flow rate during construction. These are reviewed as part of the contractor's SEWPCP. Predicted peak flows are provided to the contractor in the bid documents; these values are derived from the United States Geological Survey (USGS) regression (USGS 2015).

**AMM 12** Bypass pumps will be sized according to the expected flows during construction. See Section III(F)3 in the MaineDOT BMP Manual (MaineDOT 2008) for guidance on pump capacity.

**AMM 13** All intake pumps within fish bearing streams will have a fish screen installed, operated, and maintained. To prevent juvenile salmon entrainment related to water diversions, the contractor will use a screen on each pump intake large enough so that the approach velocity does not exceed 0.06 meters per second (0.20 feet per second). Square or round screen face openings are not to exceed 2.38 millimeters (3/32 inch) on a diagonal. Criteria for slotted face openings will not exceed 1.75 millimeters (approximately 1/16 inch) in the narrow direction. These screen criteria follow those indicated by the NMFS (2008). Intake hoses will be regularly monitored while pumping to minimize adverse effects to salmon.

**AMM 14** To minimize fish stranding inside the cofferdam when dewatering, MaineDOT environmental staff or similarly qualified consultants will capture and remove as many Atlantic salmon and other fish species as possible. MaineDOT environmental staff or similarly qualified consultants will inspect the cofferdams after placement for presence of adult Atlantic salmon. If adult Atlantic salmon are observed during active construction, all activities will cease and MaineDOT environmental staff or similarly qualified consultants will immediately contact the USFWS Maine Field Office (207-866-3344). MaineDOT environmental staff or similarly qualified consultants will complete a fish evacuation where water depths allow following the plan found in Appendix A of the Maine Atlantic Salmon Programmatic

Consultation for Transportation Projects (MAP) BA. As stated in Appendix A of the MAP BA, nets will be used to “herd” fish out of the work area to the extent practicable prior to electrofishing and cofferdam installation. This kind of fish exclusion measure can occur prior to cofferdam construction when water depths are less than 2 feet. Appropriate fish evacuation techniques in cofferdams are required for bridge pier

construction. Water depths and access make these evacuations a unique situation. In these cases, the Proponents will provide project-specific fish evacuation plans to the USFWS prior to programmatic approval.

**AMM 15** Fresh concrete will be poured inside of a cofferdam (concrete seal) and will not come into contact with flowing water (outside cofferdam).

**AMM 16** Water pumped out of the cofferdam will be within one pH unit of background pH level of the resource (MaineDOT standard specifications). A representative of the MaineDOT Surface Water Quality Unit will periodically monitor pH to determine whether the water is within the allowable tolerance to be pumped directly back into the river or whether it needs to be treated prior to discharge.

**AMM 17** Demolition and debris removal and disposal will comply with Section 202.03 of MaineDOT’s Standard Specifications. The contractor will contain all demolition debris to the extent feasible, including debris from wearing surface removal, saw cut slurry, dust, etc., and will not allow it to discharge to any resource. The contractor will dispose of debris in accordance with the Maine Solid Waste Law (Title 38 M.R.S.A., Section 1301 et. seq.). The demolition plan, containment, and disposal of demolition debris will be addressed in the contractor’s SEWPCP.

**AMM 18** All cofferdams will be removed using techniques to minimize turbidity releases. This includes allowing for the slow reintroduction of water into the work area and utilizing dirty water treatment systems for turbid water.

**AMM 19** All cofferdams will be fully removed from the stream immediately following completion of in-water work, minimizing delays due to high stream flows following heavy precipitation, so that fish and aquatic organism passage are not restricted any longer than necessary. If a project is not completed and there will be substantial delays in construction, cofferdams will be at least partially removed to allow passage of Atlantic salmon until construction resumes. All areas of temporary bottom disturbance will be restored to their original contour and character upon completion of the project.

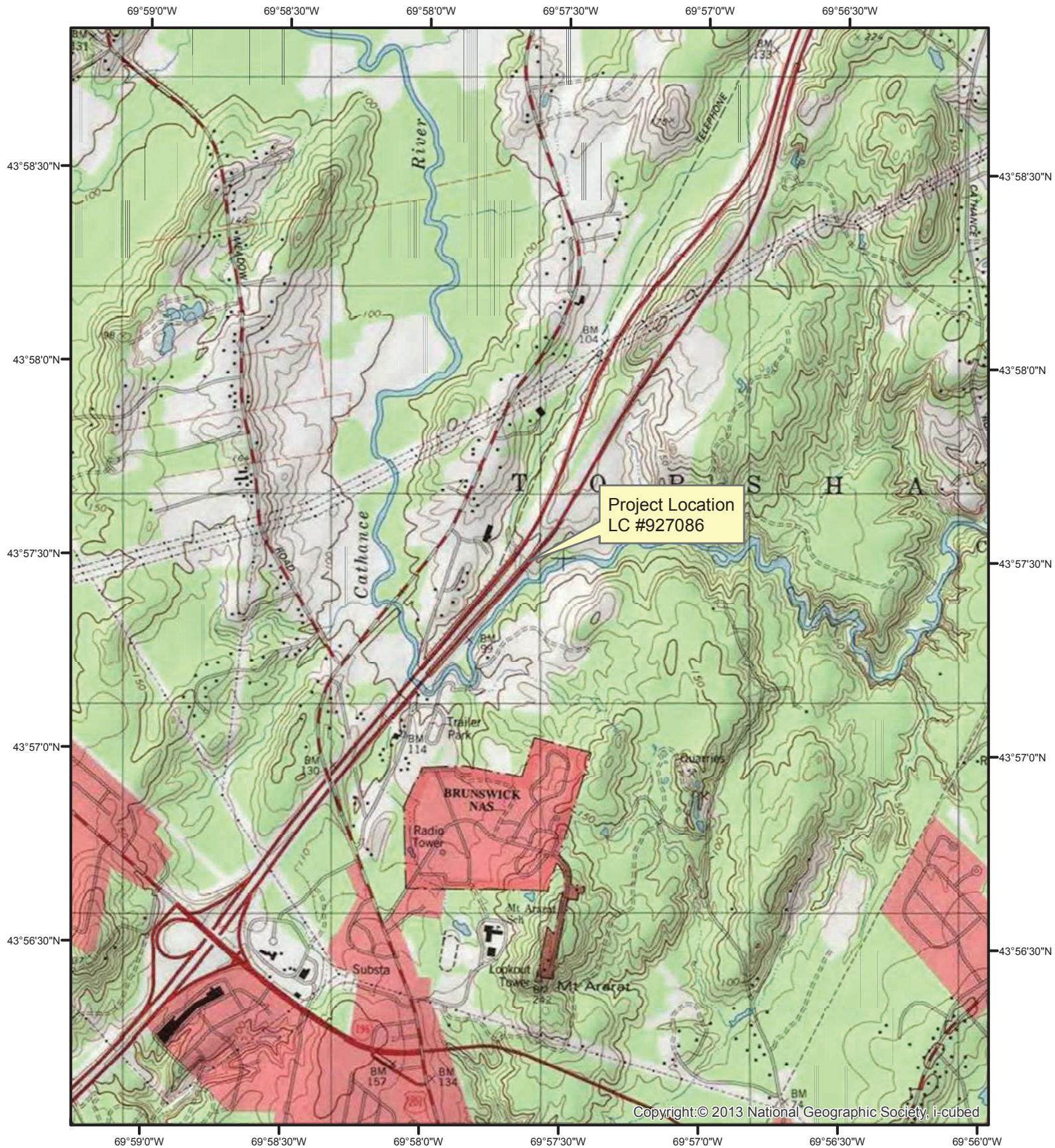
**AMM 20** Riprap placed outside of a cofferdam must be cleaned prior to installation.

**AMM 21** All areas of disturbed soil will be mulched and seeded with an approved native or noninvasive herbaceous seed mix following construction and/or planted with native woody vegetation and trees appropriate during the first available planting season. In areas where there is little to no slope and erosion and invasive species establishment is unlikely, the native woody vegetation on the site will be allowed to regenerate naturally.

**AMM 22** Vegetation rootstock will only be removed in those areas that are subject to permanent impacts. Replanting will be completed as necessary and feasible, but may not be possible in certain situations, such as permanent impact areas, roadway clear zone, or adjacent to or under bridges.

**AMM 23** To minimize the spread of noxious weeds into the riparian zone, all off-road equipment and vehicles operating from existing open and maintained roads must be cleaned prior to entering the construction site to remove all soil, seeds, vegetation, or other debris that could contain seeds or reproductive portions of plants. All equipment will be inspected prior to offloading to ensure that they are clean.


# Project Location Map

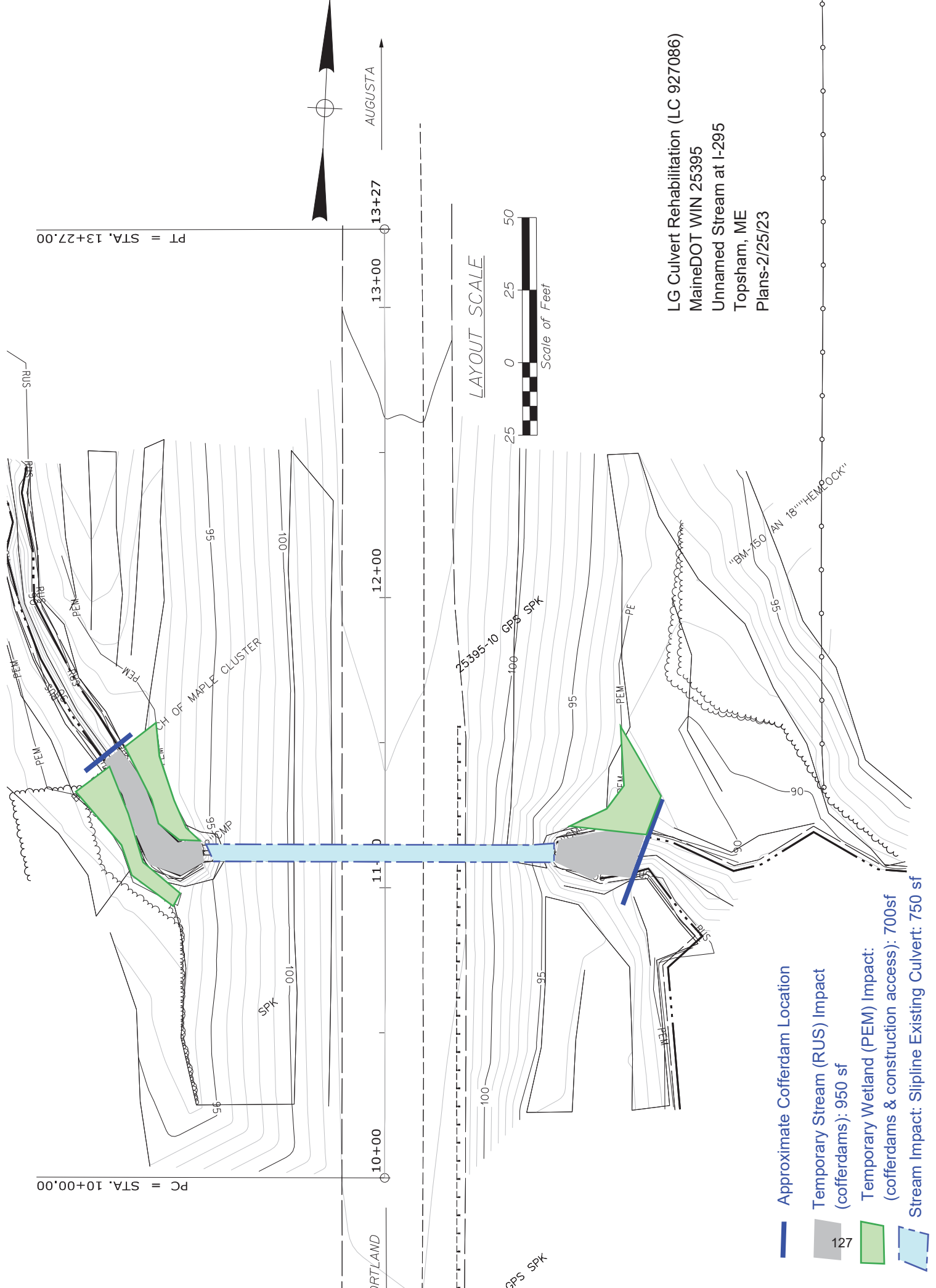


Large Culvert Rehabilitation  
MaineDOT WIN25395.00  
Topsham, ME (Sagadahoc County)



Project Coordinates  
43.95782°N, -69.960806°W





LG Culvert Rehabilitation (LC 927086)  
 MaineDOT WIN 25395  
 Unnamed Stream at I-295  
 Topsham, ME  
 Plans-2/25/23

- Approximate Cofferdam Location
- Temporary Stream (RUS) Impact (cofferdams): 950 sf
- Temporary Wetland (PEM) Impact: (cofferdams & construction access): 700sf
- Stream Impact: Slipline Existing Culvert: 750 sf



PT = STA. 13+27.00

PC = STA. 10+00.00

AUGUSTA

PORTLAND

13+00

13+27

12+00

11+00

10+00

CH OF MAPLE CLUSTER

25395-10 GPS SPK

"BM-150 AN 18" HEMLOCK"

127

STATE OF MAINE  
DEPARTMENT OF TRANSPORTATION



**TOPSHAM**

SAGADAHOC COUNTY

INTERSTATE-295 NORTHBOUND

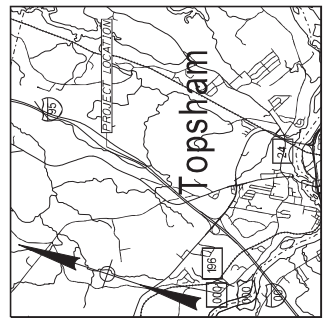
**STATE PROJECT NO. 25395.00**

PROJECT LENGTH: 0.01 MILES

**PLAN LEGEND**

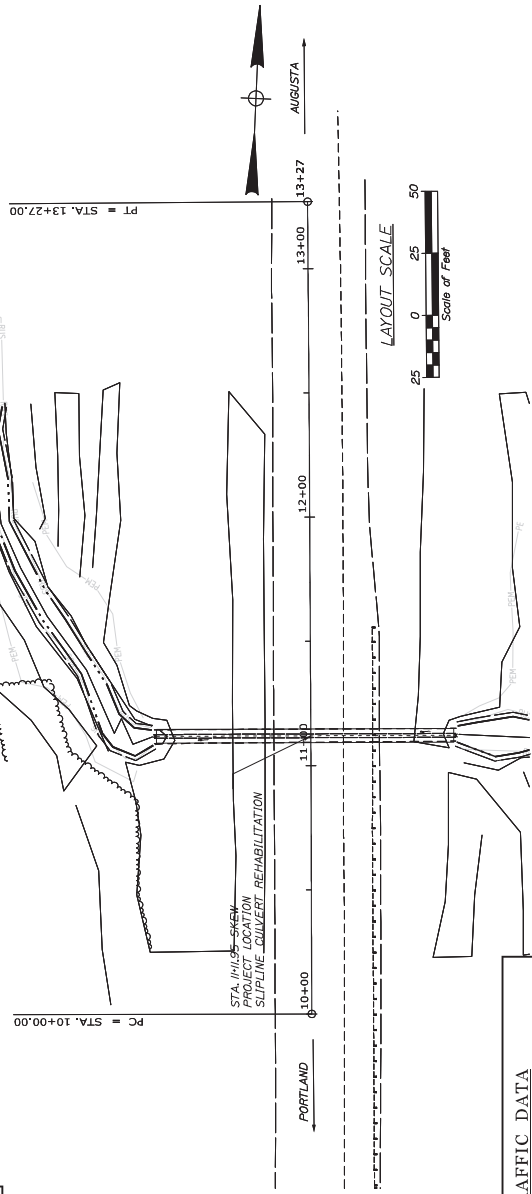
Town, County, State	-----	Catch Basins	■	Proposed
Property Lines	-----	Manholes	○	Existing
R/W Lines-Existing	-----	Proposed Underdrain	○	Proposed
R/W Lines-Proposed	-----	Proposed Ditch	-----	
Culvert-Existing	-----	Existing Ditch	-----	
Culvert-Proposed	-----	Proposed Ditch	-----	
Centerline-Existing	-----	Existing Water Line	-----	
Centerline-Proposed	-----	Proposed Water Line	-----	
Tree Line	-----	Existing San. Sewer	-----	
Clearing Limit Line	-----	Existing San. Sewer Manhole	⊙	
Railroad	-----	Guardrail-Existing	-----	
		Guardrail-Proposed	-----	
		Other	-----	
		Desirelines	-----	
		Travelway-Existing	-----	
		Travelway-Proposed	-----	
Boring	⊕	Probe	⊕	P-r-xX
				#.# = Depth
Pavement Core	●			X = W (Weathered Rock)
				R (Refusal)
Test Pit	⊕			NR (No Refusal)
				TP-XXX-###

LG Culvert Rehabilitation (LC 927086)  
MaineDOT WIN 25395  
Unnamed Stream at I-295  
Topsham, ME  
Plans-2/25/23



**TRAFFIC DATA**

Current (2023) AADT	14780
Future AADT	15013
DHV = % of AADT	2037
Design Hour Volume	12
% Heavy Trucks (AADT)	7
% Heavy Trucks (DHV)	100
Directional Distribution (DHV)	2052
18-kip Equivalent P 2.0	1955
18-kip Equivalent P 2.5	70
Design Speed (mph)	70
Corridor Priority	1



**INDEX OF SHEETS**

Description	Sheet No.
Title Sheet	1
Estimated Quantities	2
General Notes	3
Special Details	4
Plan / Profile	5
Cross Section	6
Right of Way Map	7

PROJECT INFORMATION	PROGRAM HIGHWAY	PROJECT NUMBER 1
PROJECT MANAGER L.HAMTON	DESIGNER T.SULTAN	SHEET NUMBER 1
CONSULTANT	CONTRACT RESIDENT	TITLE SHEET
CONTRACTOR	PROJECT NO.	TOPSHAM INTERSTATE-295
DATE	PROJECT COMPLETION DATE	STATE PROJECT NO. 25395.00
P.F. NUMBER	SIGNATURE	WIN 25395.00
DATE	APPROVED	DEPARTMENT OF TRANSPORTATION
COMMISSIONER	CHIEF ENGINEER	STATE OF MAINE

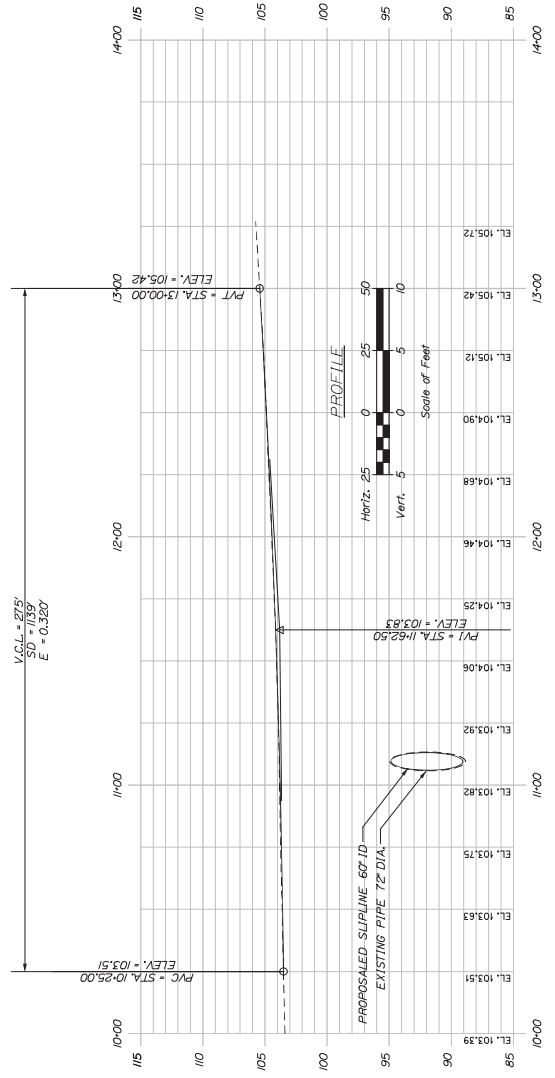
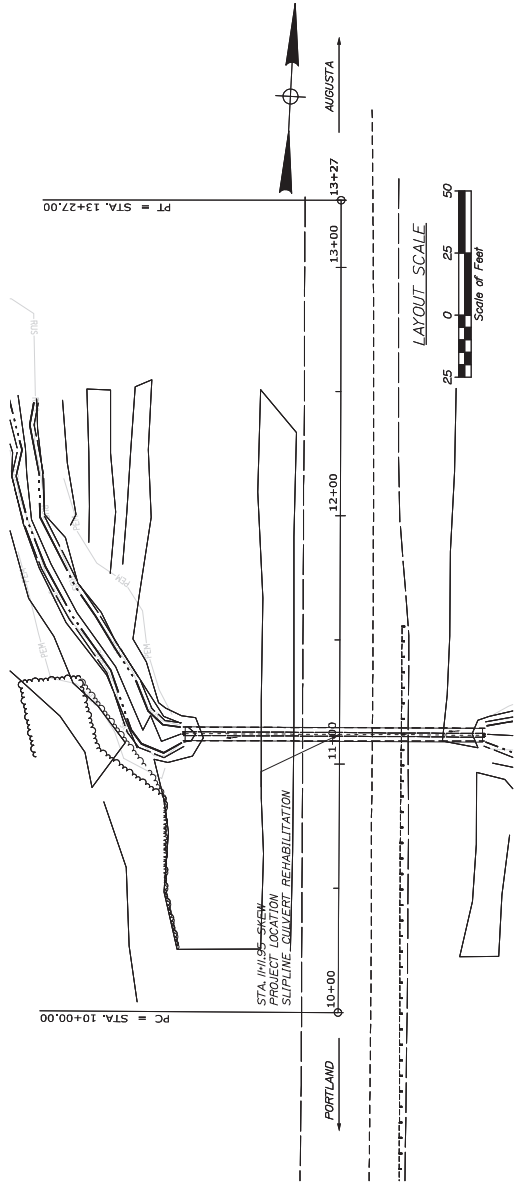




PROJ. NUMBER	BY	DATE
DESIGN-RELATED	L.H.M.L.T.N.	
DESIGN-DET.MED3		
DESIGN-DET.MED2		
DESIGN-DET.MED1		
REGIONS 4		
REGIONS 3		
REGIONS 2		
REGIONS 1		
DATE		

TOPSHAM  
INTERSTATE I-295  
PLANS/PROFILE

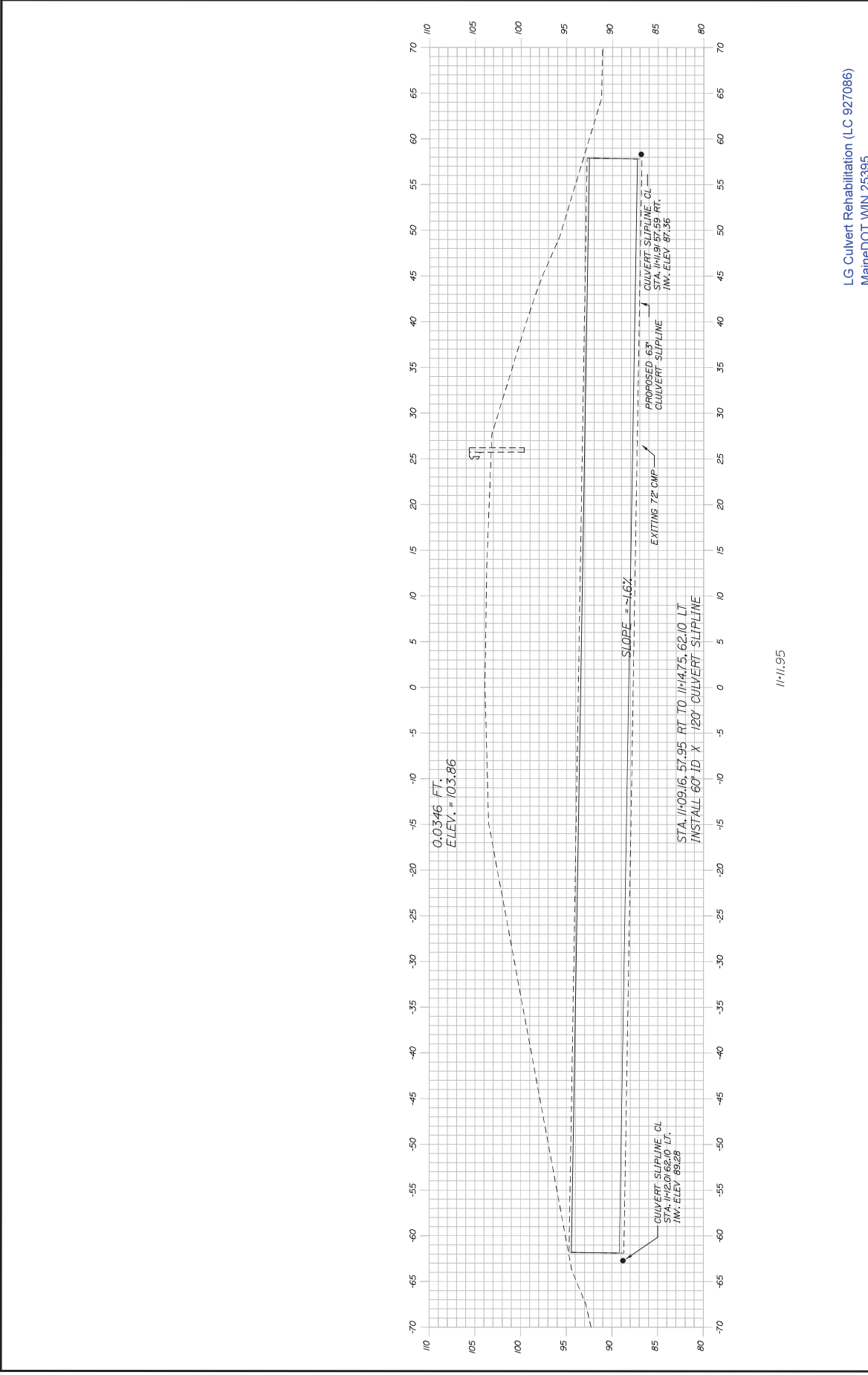
LG Culvert Rehabilitation (LC 921086)  
MaineDOT WIN 25395  
Unnamed Stream at I-295  
Topsham, ME  
Plans-2/25/23





REGION	DATE	BY	DESCRIPTION
REGION 1			
REGION 2			
REGION 3			
REGION 4			
REGION 5			
REGION 6			
REGION 7			
REGION 8			
REGION 9			
REGION 10			
REGION 11			
REGION 12			
REGION 13			
REGION 14			
REGION 15			
REGION 16			
REGION 17			
REGION 18			
REGION 19			
REGION 20			

CROSS SECTIONS  
TOPSHAM  
I-295



LG Culvert Rehabilitation (LC 927086)  
MaineDOT WIN 25395  
Unnamed Stream at I-295  
Topsham, ME  
Plans-2/25/23



**STATE OF MAINE**  
**DEPARTMENT OF ENVIRONMENTAL PROTECTION**  
**Permit-by-Rule & Notice of Intent Review Form**

**Natural Resources Protection Act**  
**Stormwater Management Law**  
**Maine Construction General Permit**

**PBR # 76540**  
**PBR #**  
**NOI #**

**Applicant:** Maine DOT  
**Project Address:** INTERSTATE 295 NORTHBOUND

**Town:** Topsham  
**Tax Map/Lot #:**

**NRPA PBR Sections – Ch. 305**

- |   |   |   |
|---|---|---|
| <input type="checkbox"/> Sec. 2 Act. Adj. to Prot. Natural Res. | <input type="checkbox"/> Sec. 9 Utility Crossing                        | <input type="checkbox"/> Sec. 16 Coastal Sand Dune Project        |
| <input type="checkbox"/> Sec. 3 Intake Pipes                    | <input type="checkbox"/> Sec. 10 Stream Crossing                        | <input type="checkbox"/> Sec. 17 Transfer/Permit Extension        |
| <input type="checkbox"/> Sec. 4 Replacement of Structures       | <input checked="" type="checkbox"/> Sec. 11 State Transport. Facilities | <input type="checkbox"/> Sec. 18 Maintenance Dredging             |
| <input type="checkbox"/> Sec. 6 Movement of Rocks or Veg.       | <input type="checkbox"/> Sec. 12 Restoration Natural Areas              | <input type="checkbox"/> Sec. 19 Act. Near SVP Habitat            |
| <input type="checkbox"/> Sec. 7 Outfall Pipes                   | <input type="checkbox"/> Sec. 13 F&W Creat./Water Quality               | <input type="checkbox"/> Sec. 20 Act. Near Waterfowl/Bird Habitat |
| <input type="checkbox"/> Sec. 8 Shoreline Stabilization         | <input type="checkbox"/> Sec. 15 Public Boat Ramps                      |   |

**Notes:**

Rehabilitate the existing metal pipe

**Reviewer:**  
**Reviewer:** Alexis Sivovlos

**Deficient Date:**  
**Accepted Date:** 03/08/2022

NRPA    SW    NOI  
 NRPA    SW    NOI



JANET T. MILLS  
GOVERNOR

STATE OF MAINE  
DEPARTMENT OF MARINE RESOURCES  
21 STATE HOUSE STATION  
AUGUSTA, MAINE  
04333-0021

PATRICK C. KELIHER  
COMMISSIONER

April 18, 2023

Kristen Chamberlain  
Maine Department of Transportation  
16 State House Station  
Augusta, ME 04330-0016

RE: Coastal Zone Management Act/ Consistency Certification;  
Large Culvert Rehabilitation Project, MaineDOT WIN 23595.00, Topsham, Maine

Delivered by electronic mail

Dear Ms. Chamberlain:

I am writing in response to your memorandum dated March 24, 2023, which provides the Maine Department of Transportation's ("MaineDOT") certification that its large culvert rehabilitation project, MaineDOT WIN 23595.00, in Topsham, Maine "complies with the enforceable policies of the State of Maine's approved coastal zone management program and will be conducted in a manner consistent with the program." The proposed project involves "work in an unnamed tributary to the Cathance River where it crosses under Interstate 295 in Topsham, Maine" that is outlined in the memorandum, including "slip lining an existing 72" diameter culvert under the northbound lanes of Interstate 295 with a 63" diameter high-density plastic pipe" and other related construction activities.

On February 27, 2023, MaineDOT submitted a Permit by Rule notification form to the Department of Environmental Protection ("DEP") for the proposed activity pursuant Permit by Rule 11 for transportation facilities. On March 8, 2023, DEP approved that application as Permit by Rule #76540. DEP has advised that no other state license or permit is required for the proposed project under the core laws that provide enforceable policies of Maine's coastal zone management program.

On February 27, 2023, MaineDOT submitted an application for an individual permit for the project to the United States Army Corps of Engineers ("USACE") under Section 404 of the Clean Water Act ("404 permit"). That application is pending.

In addition to its consistency certification, MaineDOT's has provided its completed permit by rule notification form and its application to USACE for an individual 404 permit which provide the necessary data and information for consistency review. The consistency review period began on March

24, 2023. On March 30, 2023, MaineDOT published notice of opportunity to comment regarding its consistency certification in a project-area newspaper, *The Times Record*.

Based on and in accordance with DEP's review of the proposed project and incorporating by reference in pertinent part the findings, conclusions, terms, and conditions of the above-referenced Permit by Rule (PBR #76540), the State concurs with MaineDOT's consistency certification.

Please contact Todd Burrowes ([todd.burrowes@maine.gov](mailto:todd.burrowes@maine.gov)) if you have questions or need additional information regarding this response.

Sincerely,

A handwritten signature in blue ink, appearing to read 'Kathleen Leyden', is centered on the page.

Kathleen Leyden  
Director, Maine Coastal Program

cc:/  
Dawn Hallowell, DEP  
Rick Kristoff, USACE

**Appendix 2 - PRELIMINARY JURISDICTIONAL DETERMINATION (PJD) FORM**

**BACKGROUND INFORMATION**

**A. REPORT COMPLETION DATE FOR PJD: April 21, 2023**

**B. NAME AND ADDRESS OF PERSON REQUESTING PJD:**

MEDOT  
 Kristen Chamberlain  
 16 State House Station  
 Augusta, Maine 04344

**C. DISTRICT OFFICE, FILE NAME, AND NUMBER:**

**USACE NAE, ME DOT - Topsham I-295 NB Rehabilitation Project, NAE-2022-01563**

**D. PROJECT LOCATION(S) AND BACKGROUND INFORMATION:**

**(USE THE TABLE BELOW TO DOCUMENT MULTIPLE AQUATIC RESOURCES AND/OR AQUATIC RESOURCES AT DIFFERENT SITES)**

State: ME County/parish/borough: Sagadahoc County City: Topsham

Center coordinates of site (lat/long in degree decimal format):

Lat.: 43.95787 Long.: -69.96078

Name of nearest waterbody: An unnamed tributary to the Cathance River

**E. REVIEW PERFORMED FOR SITE EVALUATION (CHECK ALL THAT APPLY):**

Office (Desk) Determination. Date:

Field Determination. Date(s):

**TABLE OF AQUATIC RESOURCES IN REVIEW AREA WHICH “MAY BE” SUBJECT TO REGULATORY JURISDICTION.**

Site number	Latitude (decimal degrees)	Longitude (decimal degrees)	Estimated amount of aquatic resource in review area (acreage and linear feet, if applicable)	Type of aquatic resource (i.e., wetland vs. non-wetland waters)	Geographic authority to which the aquatic resource “may be” subject (i.e., Section 404 or Section 10/404)
1	43.95787	-69.96078	1600 sq ft	Stream	404
2	43.95787	-69.96078	1000 sq ft	Wetland	404

- 1) The Corps of Engineers believes that there may be jurisdictional aquatic resources in the review area, and the requestor of this PJD is hereby advised of his or her option to request and obtain an approved JD (AJD) for that review area based on an informed decision after having discussed the various types of JDs and their characteristics and circumstances when they may be appropriate.
- 2) In any circumstance where a permit applicant obtains an individual permit, or a Nationwide General Permit (NWP) or other general permit verification requiring “pre-construction notification” (PCN), or requests verification for a non-reporting NWP or other general permit, and the permit applicant has not requested an AJD for the activity, the permit applicant is hereby made aware that: (1) the permit applicant has elected to seek a permit authorization based on a PJD, which does not make an official determination of jurisdictional aquatic resources; (2) the applicant has the option to request an AJD before accepting the terms and conditions of the permit authorization, and that basing a permit authorization on an AJD could possibly result in less compensatory mitigation being required or different special conditions; (3) the applicant has the right to request an individual permit rather than accepting the terms and conditions of the NWP or other general permit authorization; (4) the applicant can accept a permit authorization and thereby agree to comply with all the terms and conditions of that permit, including whatever mitigation requirements the Corps has determined to be necessary; (5) undertaking any activity in reliance upon the subject permit authorization without requesting an AJD constitutes the applicant’s acceptance of the use of the PJD; (6) accepting a permit authorization (e.g., signing a proffered individual permit) or undertaking any activity in reliance on any form of Corps permit authorization based on a PJD constitutes agreement that all aquatic resources in the review area affected in any way by that activity will be treated as jurisdictional, and waives any challenge to such jurisdiction in any administrative or judicial compliance or enforcement action, or in any administrative appeal or in any Federal court; and (7) whether the applicant elects to use either an AJD or a PJD, the JD will be processed as soon as practicable. Further, an AJD, a proffered individual permit (and all terms and conditions contained therein), or individual permit denial can be administratively appealed pursuant to 33 C.F.R. Part 331. If, during an administrative appeal, it becomes appropriate to make an official determination whether geographic jurisdiction exists over aquatic resources in the review area, or to provide an official delineation of jurisdictional aquatic resources in the review area, the Corps will provide an AJD to accomplish that result, as soon as is practicable. This PJD finds that there “*may be*” waters of the U.S. and/or that there “*may be*” navigable waters of the U.S. on the subject review area, and identifies all aquatic features in the review area that could be affected by the proposed activity, based on the following information:

**SUPPORTING DATA. Data reviewed for PJD (check all that apply)**

Checked items should be included in subject file. Appropriately reference sources below where indicated for all checked items:

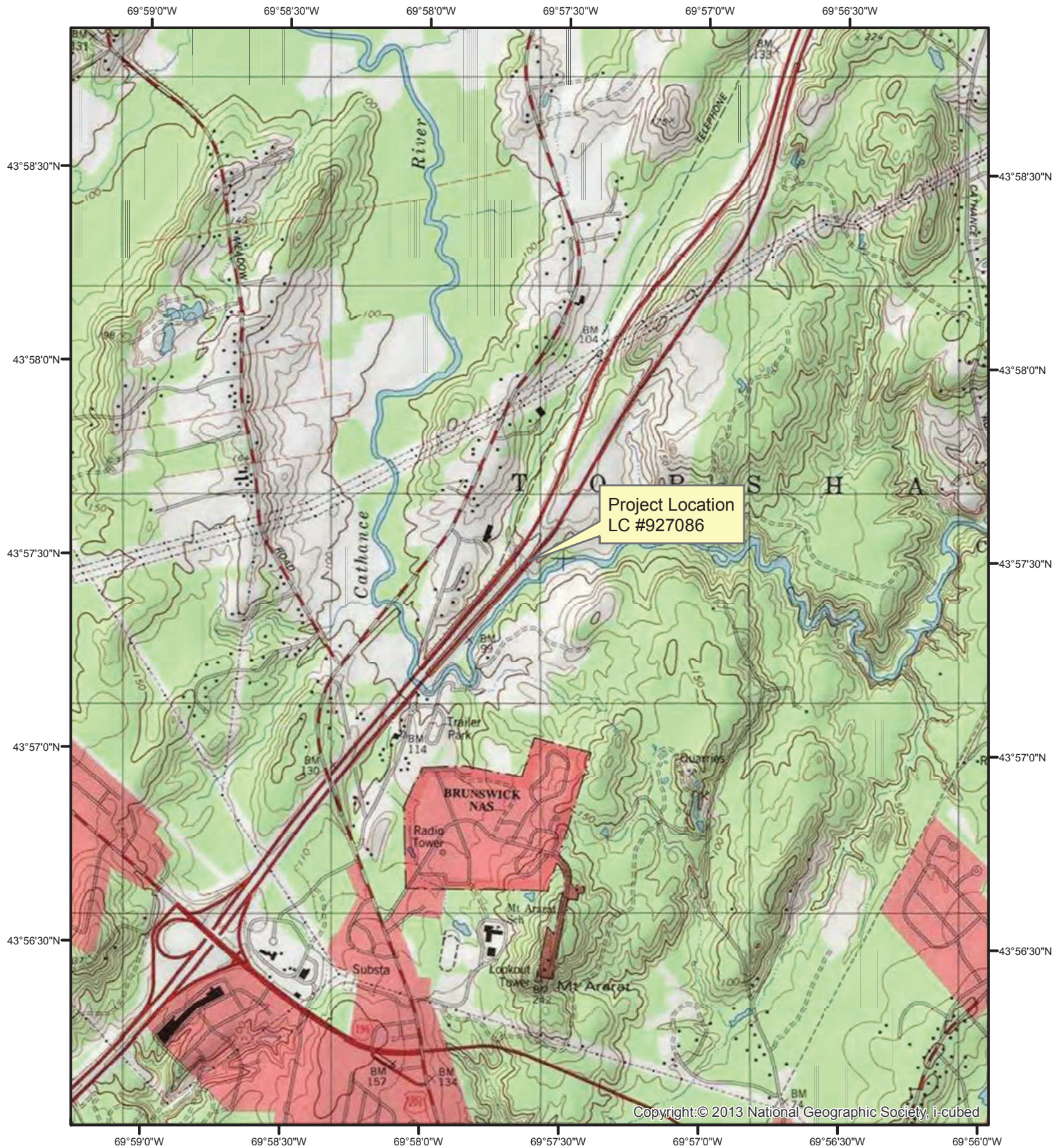
- Maps, plans, plots or plat submitted by or on behalf of the PJD requestor:  
Map: Project Location Map
- Data sheets prepared/submitted by or on behalf of the PJD requestor.
  - Office concurs with data sheets/delineation report.
  - Office does not concur with data sheets/delineation report. Rationale: \_\_\_\_\_.
- Data sheets prepared by the Corps: \_\_\_\_\_.
- Corps navigable waters' study: \_\_\_\_\_.
- U.S. Geological Survey Hydrologic Atlas: \_\_\_\_\_.
  - USGS NHD data.
  - USGS 8 and 12 digit HUC maps.
- U.S. Geological Survey map(s). Cite scale & quad name: \_\_\_\_\_.
- Natural Resources Conservation Service Soil Survey. Citation: \_\_\_\_\_.
- National wetlands inventory map(s). Cite name: \_\_\_\_\_.
- State/local wetland inventory map(s): \_\_\_\_\_.
- FEMA/FIRM maps: \_\_\_\_\_.
- 100-year Floodplain Elevation is: \_\_\_\_\_. (National Geodetic Vertical Datum of 1929)
- Photographs:
  - Aerial (Name & Date): Google Earth April 3, 2023.
  - Other (Name & Date): \_\_\_\_\_.
- Previous determination(s). File no. and date of response letter: \_\_\_\_\_.
- Other information (please specify): \_\_\_\_\_.

**IMPORTANT NOTE: The information recorded on this form has not necessarily been verified by the Corps and should not be relied upon for later jurisdictional determinations.**

\_\_\_\_\_  
Richard Kristoff  
Senior Project Manager

\_\_\_\_\_  
Kristen Chamberlain  
ME DOT


# Project Location Map



Large Culvert Rehabilitation  
MaineDOT WIN25395.00  
Topsham, ME (Sagadahoc County)



Project Coordinates  
43.95782°N, -69.960806°W





U.S. Fish and Wildlife Service

# National Wetlands Inventory

## Topsham I-295 NWI



U.S. Fish and Wildlife Service, National Standards and Support Team, wetlands\_team@fws.gov

April 3, 2023

### Wetlands

- Estuarine and Marine Deepwater
- Estuarine and Marine Wetland
- Freshwater Emergent Wetland
- Freshwater Forested/Shrub Wetland
- Freshwater Pond
- Lake
- Other
- Riverine

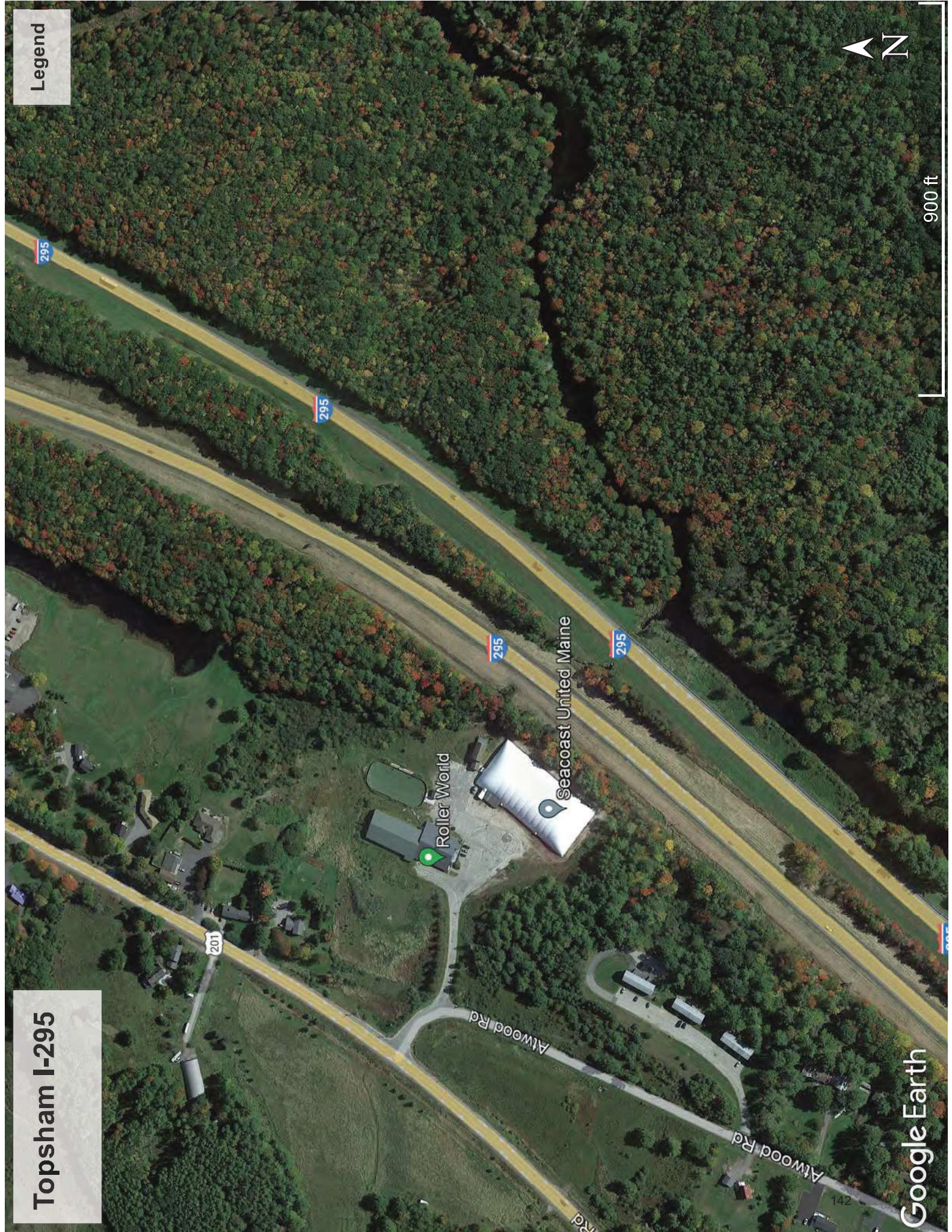
This map is for general reference only. The US Fish and Wildlife Service is not responsible for the accuracy or currentness of the base data shown on this map. All wetlands related data should be used in accordance with the layer metadata found on the Wetlands Mapper web site.

Legend



900 ft

Topsham I-295



Google Earth



**US Army Corps  
of Engineers**®  
New England District

**WORK-START NOTIFICATION FORM**  
(Minimum Notice: Two weeks before work begins)

\*\*\*\*\*

EMAIL TO: Richard.C.Kristoff@usace.army.mil and [cenae-r@usace.army.mil](mailto:cenae-r@usace.army.mil); or

MAIL TO: Richard Kristoff  
Regulatory Division  
U.S. Army Corps of Engineers, New England District  
696 Virginia Road  
Concord, Massachusetts 01742-2751

\*\*\*\*\*

Corps of Engineers Permit No. NAE-2022-01563 was issued to ME DOT. This work is located in an unnamed tributary to the Cathance River and authorized slip lining an existing 72'' diameter culvert under the northbound lanes of Interstate 295 with a 63'' diameter high-density plastic pipe.

The people (e.g., contractor) listed below will do the work, and they understand the permit's conditions and limitations.

**PLEASE PRINT OR TYPE**

**Name of Person/Firm:** \_\_\_\_\_

**Business Address:** \_\_\_\_\_  
\_\_\_\_\_  
\_\_\_\_\_

**Phone & email:** ( ) \_\_\_\_\_ ( ) \_\_\_\_\_

**Proposed Work Dates:**      **Start:** \_\_\_\_\_      **Finish:** \_\_\_\_\_

**Permittee/Agent Signature:** \_\_\_\_\_      **Date:** \_\_\_\_\_

**Printed Name:** \_\_\_\_\_      **Title:** \_\_\_\_\_

**Date Permit Issued:** \_\_\_\_\_      **Date Permit Expires:** \_\_\_\_\_

\*\*\*\*\*

**FOR USE BY THE CORPS OF ENGINEERS**

**PM:** Richard Kristoff      **Submittals Required:** \_\_\_\_\_

**Inspection Recommendation:** \_\_\_\_\_



**US Army Corps  
of Engineers**®  
New England District

(Minimum Notice: Permittee must sign and return notification  
within one month of the completion of work.)

**COMPLIANCE CERTIFICATION FORM**

**Permit Number:** NAE-2022-01563

**Project Manager** Richard Kristoff

**Name of Permittee:** MEDOT

**Permit Issuance Date:** May 9 2023

Please sign this certification and return it to the following address upon completion of the activity and any mitigation required by the permit. You must submit this after the mitigation is complete, but not the mitigation monitoring, which requires separate submittals.

\*\*\*\*\*  
 \* MAIL TO: U.S. Army Corps of Engineers, New England District \*  
 \* Permits and Enforcement Branch C \*  
 \* Regulatory Division \*  
 \* 696 Virginia Road \*  
 \* Concord, Massachusetts 01742-2751 \*  
 \*\*\*\*\*

Please note that your permitted activity is subject to a compliance inspection by an U.S. Army Corps of Engineers representative. If you fail to comply with this permit you are subject to permit suspension, modification, or revocation.

**I hereby certify that the work authorized by the above referenced permit was completed in accordance with the terms and conditions of the above referenced permit, and any required mitigation was completed in accordance with the permit conditions.**

\_\_\_\_\_  
Signature of Permittee

\_\_\_\_\_  
Date

\_\_\_\_\_  
Printed Name

\_\_\_\_\_  
Date of Work Completion

( ) \_\_\_\_\_  
Telephone Number

( ) \_\_\_\_\_  
Telephone Number

## NOTIFICATION OF ADMINISTRATIVE APPEAL OPTIONS AND PROCESS AND REQUEST FOR APPEAL

Applicant: Kristen Chamberlain ME DOT	File Number: NAE-2022-01563	Date: April 21, 2023
Attached is:		See Section below
X	INITIAL PROFFERED PERMIT (Standard Permit or Letter of permission)	A
	PROFFERED PERMIT (Standard Permit or Letter of permission)	B
	PERMIT DENIAL	C
	APPROVED JURISDICTIONAL DETERMINATION	D
X	PRELIMINARY JURISDICTIONAL DETERMINATION	E

SECTION I - The following identifies your rights and options regarding an administrative appeal of the above decision. Additional information may be found at <http://www.usace.army.mil/Missions/CivilWorks/RegulatoryProgramandPermits/appeals.aspx> or Corps regulations at 33 CFR Part 331.

**A: INITIAL PROFFERED PERMIT:** You may accept or object to the permit.

- **ACCEPT:** If you received a Standard Permit, you may sign the permit document and return it to the district engineer for final authorization. If you received a Letter of Permission (LOP), you may accept the LOP and your work is authorized. Your signature on the Standard Permit or acceptance of the LOP means that you accept the permit in its entirety, and waive all rights to appeal the permit, including its terms and conditions, and approved jurisdictional determinations associated with the permit.
- **OBJECT:** If you object to the permit (Standard or LOP) because of certain terms and conditions therein, you may request that the permit be modified accordingly. You must complete Section II of this form and return the form to the district engineer. Your objections must be received by the district engineer within 60 days of the date of this notice, or you will forfeit your right to appeal the permit in the future. Upon receipt of your letter, the district engineer will evaluate your objections and may: (a) modify the permit to address all of your concerns, (b) modify the permit to address some of your objections, or (c) not modify the permit having determined that the permit should be issued as previously written. After evaluating your objections, the district engineer will send you a proffered permit for your reconsideration, as indicated in Section B below.

**B: PROFFERED PERMIT:** You may accept or appeal the permit

- **ACCEPT:** If you received a Standard Permit, you may sign the permit document and return it to the district engineer for final authorization. If you received a Letter of Permission (LOP), you may accept the LOP and your work is authorized. Your signature on the Standard Permit or acceptance of the LOP means that you accept the permit in its entirety, and waive all rights to appeal the permit, including its terms and conditions, and approved jurisdictional determinations associated with the permit.
- **APPEAL:** If you choose to decline the proffered permit (Standard or LOP) because of certain terms and conditions therein, you may appeal the declined permit under the Corps of Engineers Administrative Appeal Process by completing Section II of this form and sending the form to the division engineer. This form must be received by the division engineer within 60 days of the date of this notice.

**C: PERMIT DENIAL:** You may appeal the denial of a permit under the Corps of Engineers Administrative Appeal Process by completing Section II of this form and sending the form to the division engineer. This form must be received by the division engineer within 60 days of the date of this notice.

**D: APPROVED JURISDICTIONAL DETERMINATION:** You may accept or appeal the approved JD or provide new information.

- **ACCEPT:** You do not need to notify the Corps to accept an approved JD. Failure to notify the Corps within 60 days of the date of this notice, means that you accept the approved JD in its entirety, and waive all rights to appeal the approved JD.
- **APPEAL:** If you disagree with the approved JD, you may appeal the approved JD under the Corps of Engineers Administrative Appeal Process by completing Section II of this form and sending the form to the division engineer. This form must be received by the division engineer within 60 days of the date of this notice.

**E: PRELIMINARY JURISDICTIONAL DETERMINATION:** You do not need to respond to the Corps regarding the preliminary JD. The Preliminary JD is not appealable. If you wish, you may request an approved JD (which may be appealed), by contacting the Corps district for further instruction. Also you may provide new information for further consideration by the Corps to reevaluate the JD.

**SECTION II - REQUEST FOR APPEAL or OBJECTIONS TO AN INITIAL PROFFERED PERMIT**

**REASONS FOR APPEAL OR OBJECTIONS:** (Describe your reasons for appealing the decision or your objections to an initial proffered permit in clear concise statements. You may attach additional information to this form to clarify where your reasons or objections are addressed in the administrative record.)

**ADDITIONAL INFORMATION:** The appeal is limited to a review of the administrative record, the Corps memorandum for the record of the appeal conference or meeting, and any supplemental information that the review officer has determined is needed to clarify the administrative record. Neither the appellant nor the Corps may add new information or analyses to the record. However, you may provide additional information to clarify the location of information that is already in the administrative record.

**POINT OF CONTACT FOR QUESTIONS OR INFORMATION:**

If you have questions regarding this decision and/or the appeal process you may contact:

If you only have questions regarding the appeal process you may also contact: Mr. Andrew Dangler  
Regulatory Appeals Review Officer  
U.S. Army Corps of Engineers  
North Atlantic Division – Fort Hamilton  
301 John Warren Avenue – First Floor  
Brooklyn, New York 11252-6700  
Mobile: (518) 487-0215

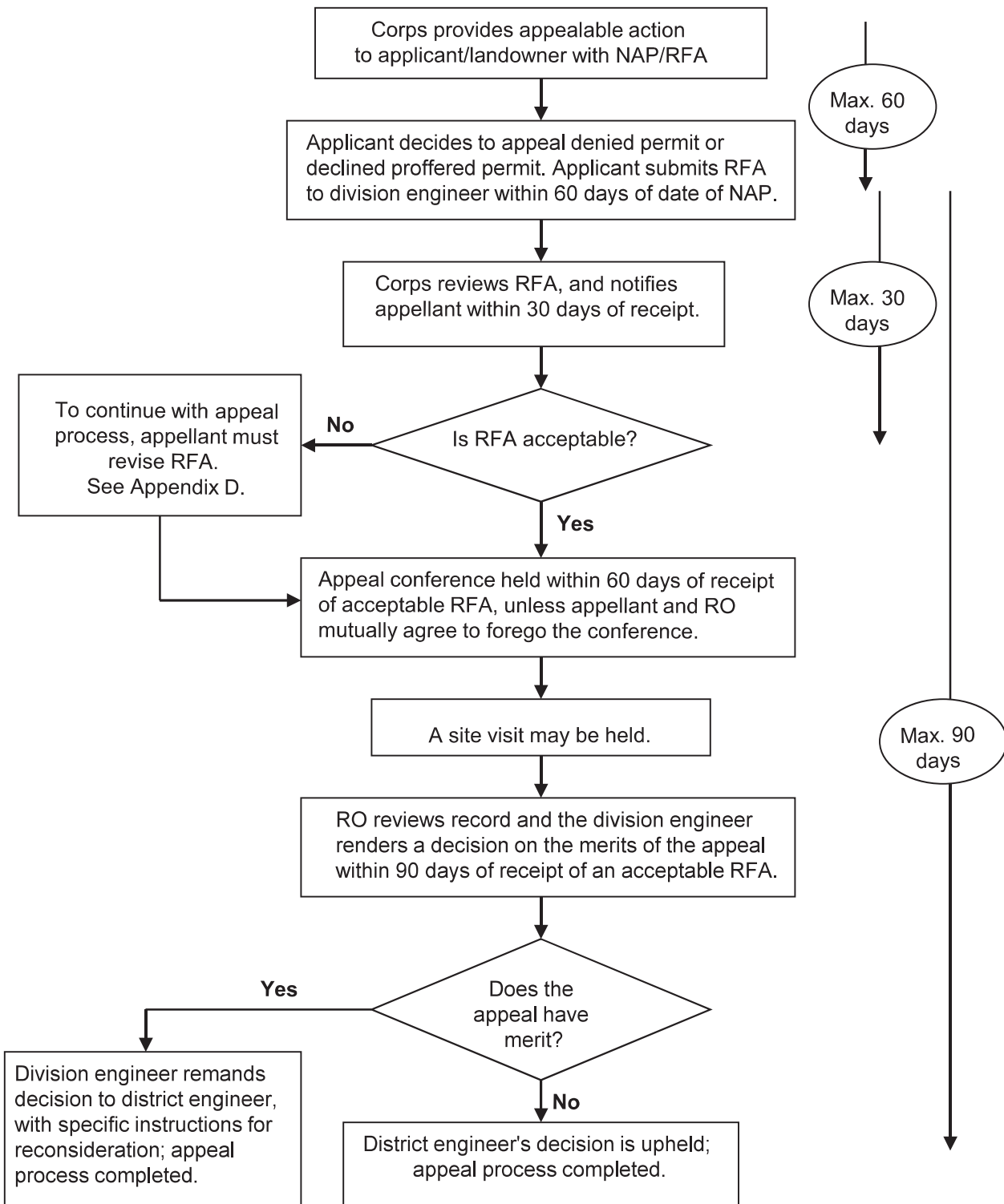
**RIGHT OF ENTRY:** Your signature below grants the right of entry to Corps of Engineers personnel, and any government consultants, to conduct investigations of the project site during the course of the appeal process. You will be provided a 15 day notice of any site investigation, and will have the opportunity to participate in all site investigations.

\_\_\_\_\_  
Signature of appellant or agent.

Date:

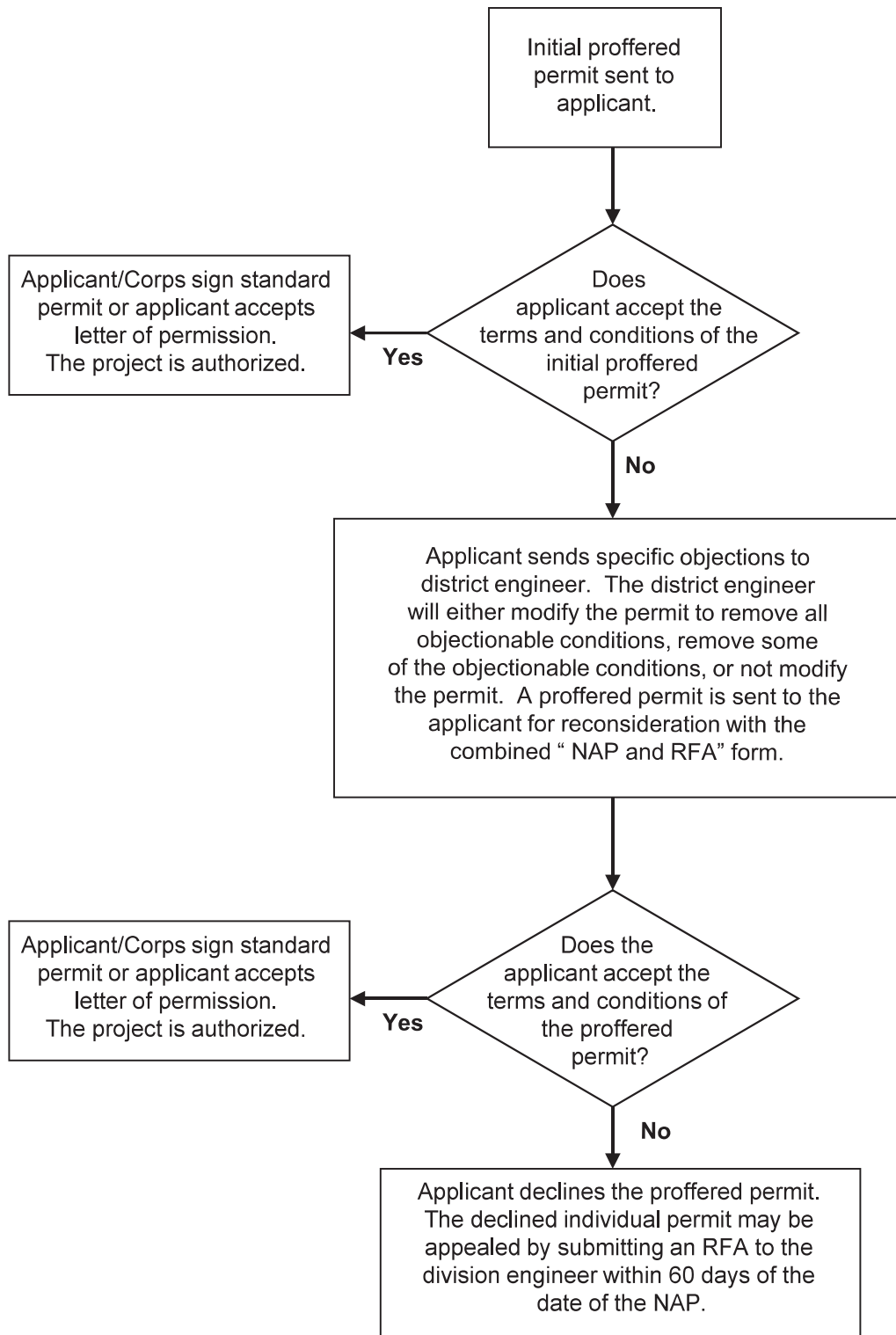
Telephone number:

# Administrative Appeal Process for Permit Denials and Proffered Permits

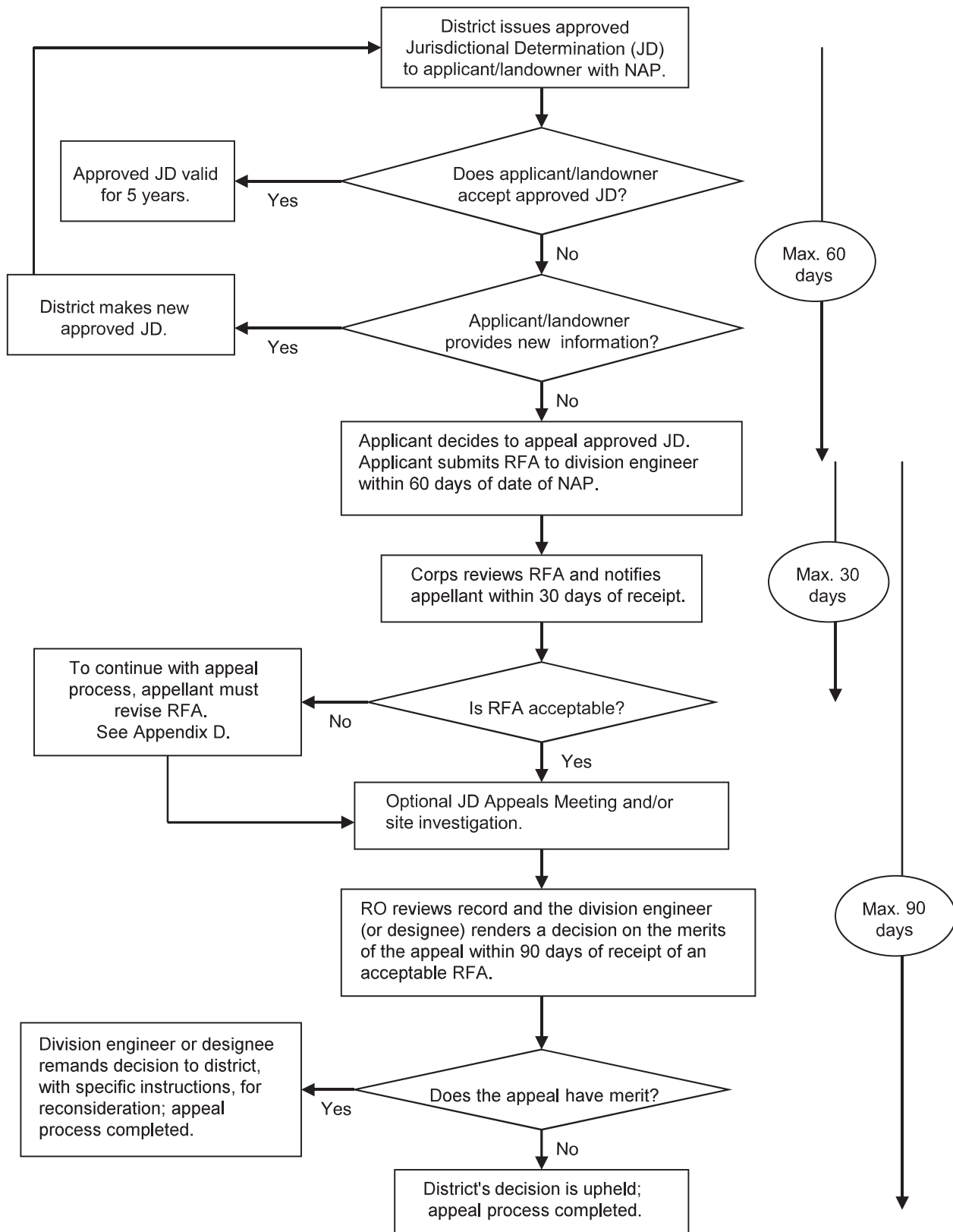


NOTE: If new information is provided to the Corps, the applicant will be asked if the applicant wishes to revise the project or record. If so, the appeal will be withdrawn and the case returned to the District for appropriate action. If not, then the Division Engineer will rule on the merits of the appeal based on the administrative record without consideration of the new information. However, the new information may cause the District Engineer to take action under 33 CFR 325.7, independent of the appeal process.

## Applicant Options with Initial Proffered Permit

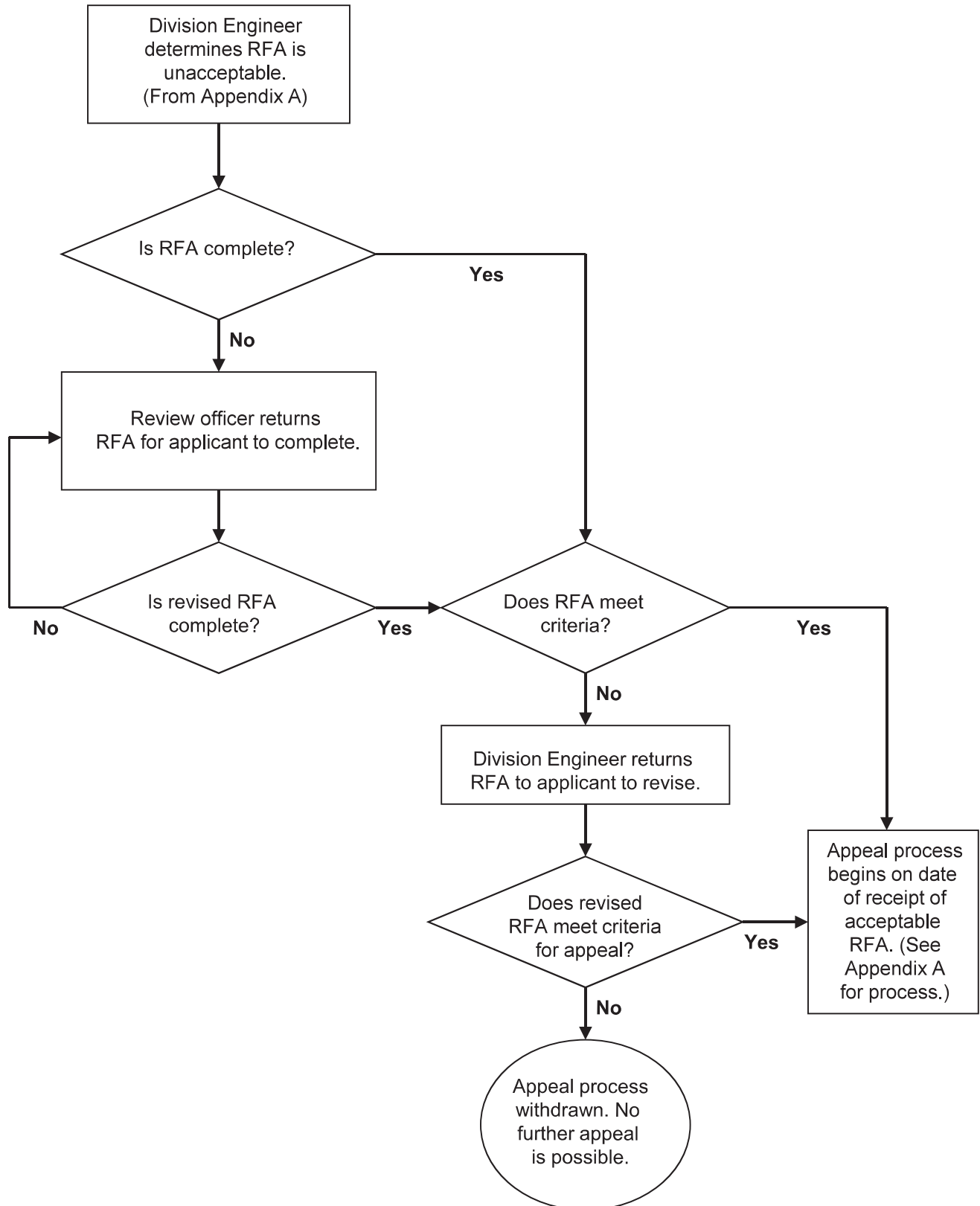


# Administrative Appeal Process for Approved Jurisdictional Determinations



**Appendix C**

## Process for Unacceptable Request for Appeal





### Environmental Summary Sheet

WIN: 25395.00  
Town: Topsham  
CPD Team Leader: Kristen Chamberlain  
ENV Field Contact: Deb Moore

Date Submitted: 4/21/2023

NEPA Complete: Not applicable. State funds only.

**Section 106**  
Review Complete: PA-E (Interstate) 5/26/22  
Section 106 Resources: none

**Section 4(f) and 6(f)**  
Section 4(f) Review Complete- No USDOT \$ - No use      Section 6(f) Not Applicable

**Maine Department of Inland Fisheries and Wildlife Essential Habitat**  
Not Applicable      **Timing Window:** Not Applicable

**Section 7 (Lead Agency): Army Corps of Engineers**  
**Northern long-eared bat: May affect, NLAA (Not likely to adversely affect)**  
**Atlantic Salmon: May affect, NLAA**  
**Atlantic Salmon Critical Habitat: Likely to Adversely Affect**  
*\*Avoidance & Minimization Measures Apply. See Army Corps Permit & Special Provision 105*

**Essential Fish Habitat**  
No Effect – not located in EFH Mapper designated EFH

**Maine Department of Agriculture, Conservation, and Forestry**  
Public Lands, Submerged Land Lease: Not Applicable  
Maine Land Use Planning Commission: Not Applicable

**Maine Department of Environmental Protection**  
**Permit-By-Rule – NRPA Permit # 76540**  
*\*Applicable Standards and Permits are included with the contract*  
*\*MaineDOT ENV needs to complete post-construction monitoring by request of Maine IF&W*

**Army Corps of Engineers: Section 10 of the Rivers and Harbors Act and Section 404 of the Clean Water Act.**  
**Individual - Corps Permit # NAE-2022-01563**  
-Work Start Notification form to be completed by ENV Field Contact and submitted to ACOE with copy to Team Leader.  
-Compliance Certification Form to be completed by ENV Field Contact and submitted to ACOE with copy to Team Leader.  
*\*Applicable Standards and Permits are included with the contract-See Army Corps Permit & Special Provision 105*

**Stormwater Review**  
Not Applicable

**Hazardous Material Review**  
Review complete - VRAP site, Soil Media Management Plan and SP 203

<input checked="" type="checkbox"/> <b>Special Provisions Required</b>		
Special Provision 105-Timing of Work Restriction	N/A <input type="checkbox"/>	Applicable <input checked="" type="checkbox"/>
Special Provision 203-Hazardous Waste	N/A <input checked="" type="checkbox"/>	Applicable <input type="checkbox"/>
Standard Specification 656-Erosion Control Plan	N/A <input type="checkbox"/>	Applicable <input checked="" type="checkbox"/>
Special Provision 656-Minor Soil Disturbance	N/A <input checked="" type="checkbox"/>	Applicable <input type="checkbox"/>
Special Provision 203-Dredge Spec	N/A <input checked="" type="checkbox"/>	Applicable <input type="checkbox"/>
General Note for Hazardous Waste	N/A <input checked="" type="checkbox"/>	Applicable <input type="checkbox"/>

*\*All permits and approvals based on plans/scope as of: 2/25/23*