




Sorting Ending Sounds and Letters (b, t, g, p)

Letter Cards: Copy 5 sets and cut apart. Place a set of Letter Cards and a set of Picture Cards in each envelope.




See the word banks at the end.

Picture Cards #1: Copy 5 sets and cut apart. Place a set of Letter Cards and a set of Picture Cards in each envelope.



Word Work Station U2 W4

Picture Cards #2 : Copy 5 sets and cut apart. Place a set of Letter Cards and a set of Picture Cards in each envelope.



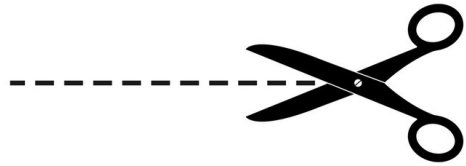
Word Work Station U2 W4

Picture Cards #3: Copy 5 sets and cut apart. Place a set of Letter Cards and a set of Picture Cards in each envelope.



Word Work Station U2 W4

Picture Cards #4: Copy 5 sets and cut apart. Place a set of Letter Cards and a set of Picture Cards in each envelope.



Word Work Station U2 W4

Word Banks

Card #1

| | | |
|-----|-----|---------|
| log | leg | ladybug |
| pig | hug | wig |
| bag | egg | tag |

Card #2

| | | |
|------|------|-------|
| robe | crib | tub |
| crab | cab | cob |
| cub | bib | hijab |

Card #3

| | | |
|------|---------|------|
| cut | suit | feet |
| boot | hot/pot | hut |
| hat | bat | hat |

Card #4

| | | |
|----------|------|-----|
| mop | cub | map |
| lollipop | rope | top |
| pop | cap | sap |