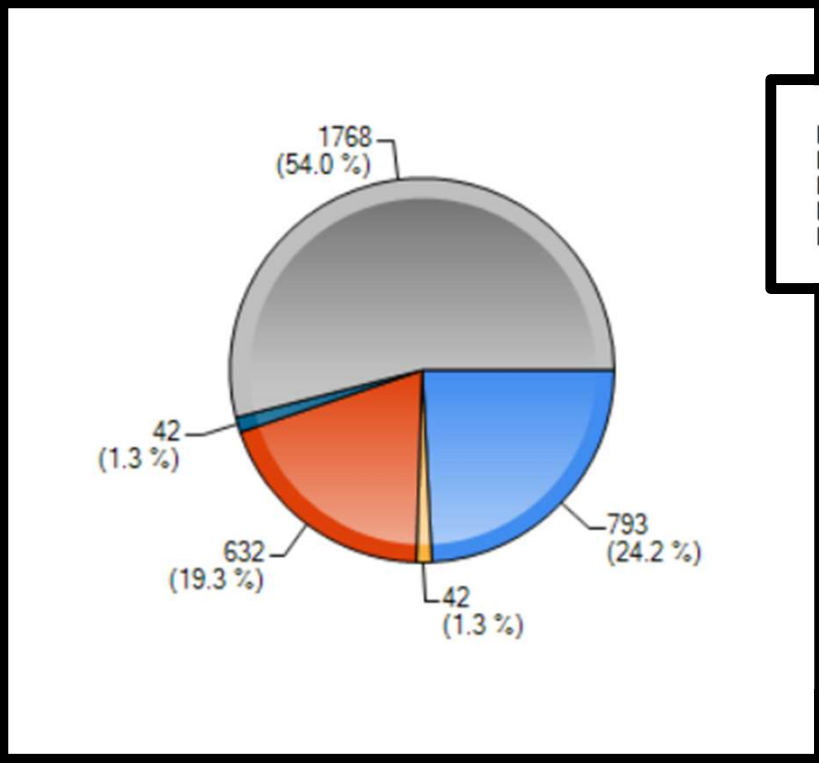


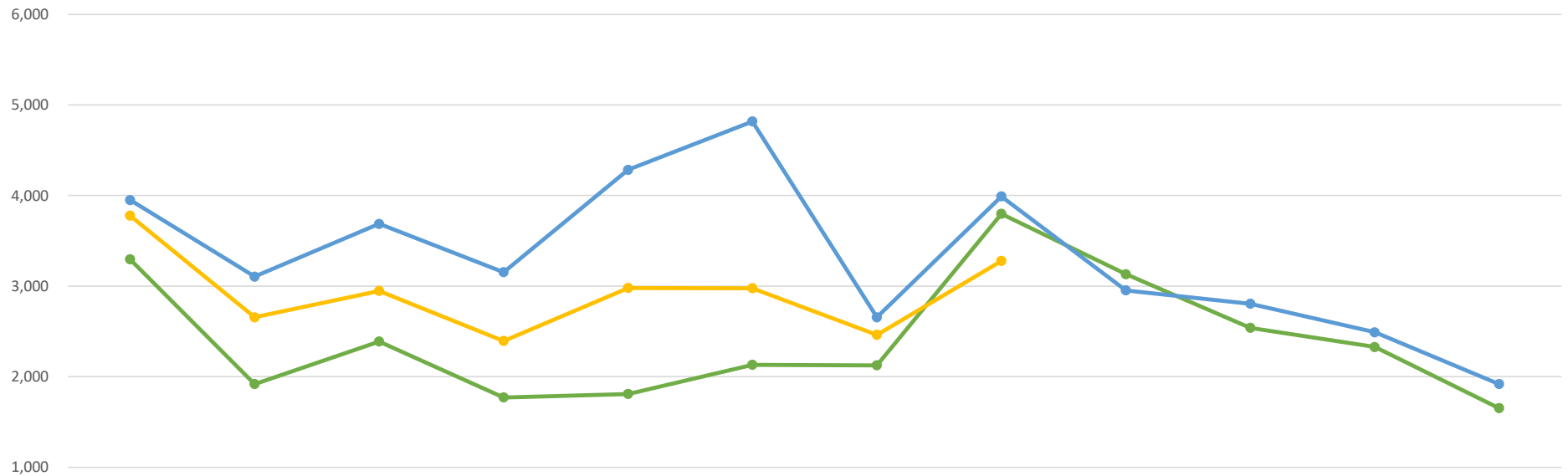
August 2024 Applications Processed



Month Over Month: +33.1% from July 2024
Versus August 2023: -17.2%
Versus August 2022: -14.9%

Application Type ▲	Certificate Class Description	Count(Certificate Class Description)
A-RET	Teacher Certificate	3
Initial	Administrator Certificate	30
Initial	CHRC Approval	1,763
Initial	Education Specialist Certificate	32
Initial	Educational Technician Certificate	615
Initial	Teacher Certificate	463
Renewal	Administrator Certificate	12
Renewal	CHRC Approval	5
Renewal	Education Specialist Certificate	10
Renewal	Educational Technician Certificate	178
Renewal	Teacher Certificate	166
		3,277

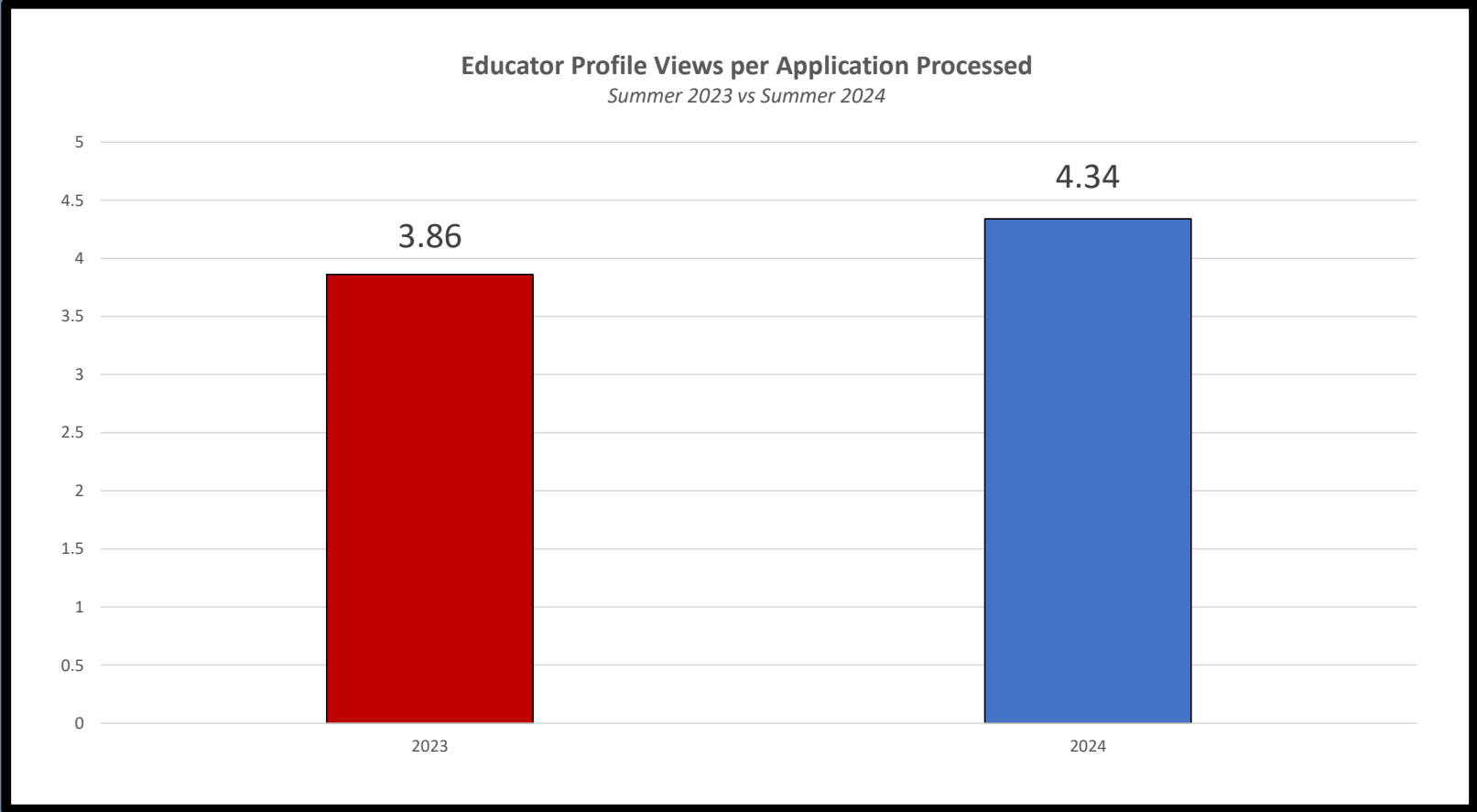
Total Applications Processed by Month, 2022-2024



	January	February	March	April	May	June	July	August	September	October	November	December
22 Apps	3,294	1,919	2,388	1,770	1,809	2,131	2,124	3,798	3,131	2,539	2,327	1,653
23 Apps	3,949	3,104	3,686	3,154	4,283	4,817	2,655	3,989	2,952	2,805	2,490	1,918
24 Apps	3,778	2,655	2,946	2,393	2,979	2,976	2,462	3,277				

22 Apps 23 Apps 24 Apps

Applications by month of processing date in MEIS, regardless of certification type or final application status.



Educator Profile Views Initiated in MEIS by DOE Staff per Application Processed, June-August 2023 and June-August 2024.