

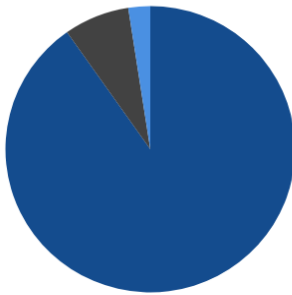
Epinephrine Administration Report

2017-2018 School Year

The Epinephrine Administration Report highlights the data submitted to the Maine Department of Education by 97% of school districts (inclusive of charter schools).

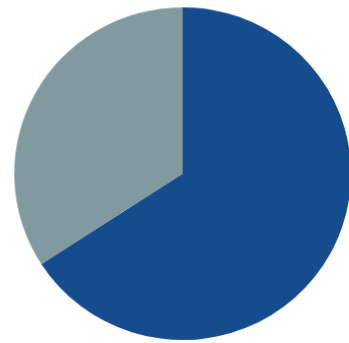
NUMBER OF EPINEPHRINE ADMINISTRATIONS

Epinephrine Administration:
Recipient Type



■ Students (90.24%) ■ Staff (7.32%) ■ Visitors (2.44%)

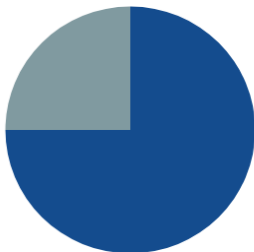
Epinephrine Doses: Recipient's Sex



■ Female (65.85%) ■ Male (34.15%)

A total of 41 people were administered epinephrine at a school in Maine. 90% of the recipients were students.

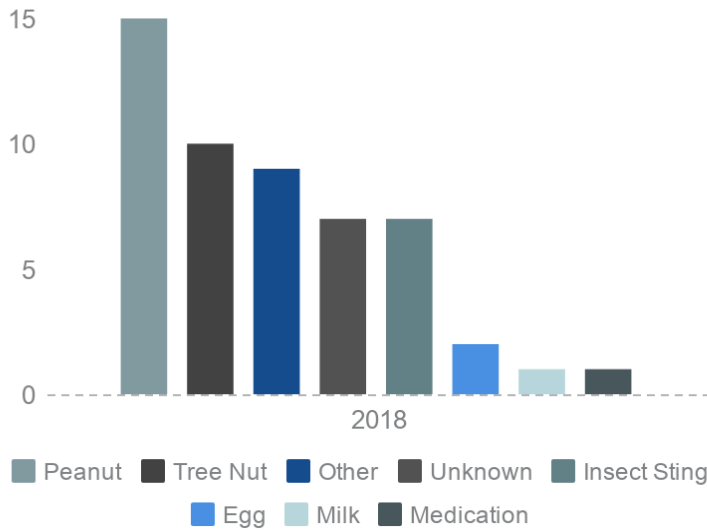
Epinephrine Doses: Allergy
Diagnosis



■ Known Allergy Diagnosis (75%)
■ Unknown Allergy Diagnosis (25%)

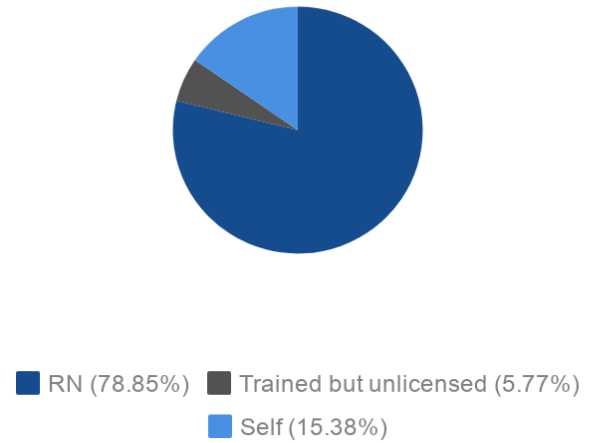
Of those who were administered epinephrine at school, 75% had a known allergy diagnosis.

Epinephrine Doses: Allergy Type



29% of epinephrine doses were administered for a peanut allergy.

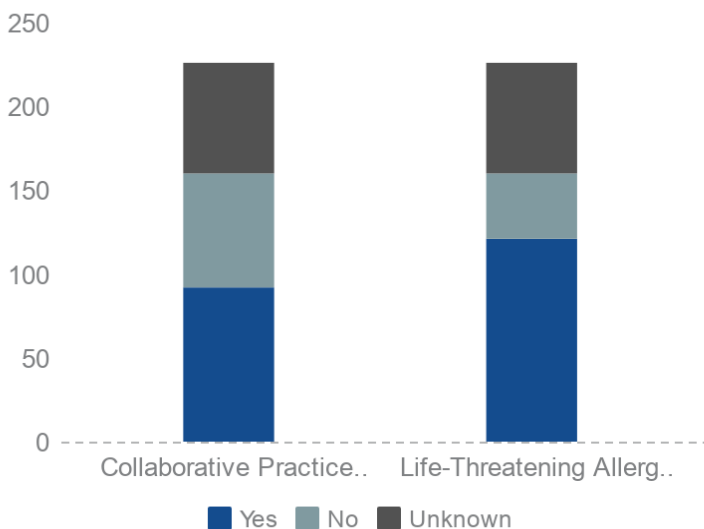
Epinephrine Doses: Administrated By



79% of epinephrine doses were administered by a registered nurse (RN).

AGREEMENTS & PROTOCOLS

Agreements/Protocols in Place



Only 41% of schools reported that they have a Collaborative Practice Agreement in place. A Collaborative Practice Agreement allows unlicensed staff to administer epinephrine after completing training to a student with a previously unknown allergy suffering from anaphylaxis.

53% of schools reported having a Life-Threatening Allergy Protocol in place. All schools are required by law to have a Life-Threatening Allergy Protocol in place.

Source: