




<p>Weekly Question:  <b>What are some of Maine’s stories?</b></p>			
<p>Texts</p> 	<p><b>Vocabulary and Language</b>                  Days 1 &amp; 2: Introduce Weekly Words: <i>culture, diversity, enrich, heritage, immigration, population, portrait, thrive</i>                  Day 3: Possessive Nouns                  Day 4: Possessive Nouns                  Day 5: Answering a Weekly Question</p>		
<p>Mentor texts</p>  	<p><b>Text Talk</b>                  Day 1: Who Lives in Maine? (slides)                  Day 2: Our Town Project (Introduction and Planning)                  Day 3: Immigrant Grandmothers Mural (slides and informational text)                  Day 4: Portraits from Maine 1 (informational texts)                  Day 5: Portraits from Maine 2 (informational text)</p> <p><b>Stations</b>                  Guided Independent Reading</p> <hr/> <p>Listening &amp; Speaking: Listen &amp; Respond (<i>Abuela’s Weave</i>)                  Science Literacy: engineer prompt                  Vocabulary: Choose 3!, Talk About It                  Word Work: select from activities                  Writing: follows from Text Talk Week 6, Day 1</p>		
	<table border="1" style="width: 100%;"> <tr> <td style="width: 50%; vertical-align: top;"> <p><b>Science and Engineering</b>                              Lesson 1: Are all changes in matter reversible?                              Lesson 2: Designing the Our Town Project Exhibit:                              Considering Designs</p> </td> <td style="width: 50%; vertical-align: top;"> <p><b>Studios</b>                              Children continue working on biographical puppets. They read and invent immigration interviews and stories. In the Building and Discovery Studios, children consider designs for displaying artifacts. Additionally, work in any studio is determined according to the Project Plan.</p> </td> </tr> </table>	<p><b>Science and Engineering</b>                              Lesson 1: Are all changes in matter reversible?                              Lesson 2: Designing the Our Town Project Exhibit:                              Considering Designs</p>	<p><b>Studios</b>                              Children continue working on biographical puppets. They read and invent immigration interviews and stories. In the Building and Discovery Studios, children consider designs for displaying artifacts. Additionally, work in any studio is determined according to the Project Plan.</p>
<p><b>Science and Engineering</b>                              Lesson 1: Are all changes in matter reversible?                              Lesson 2: Designing the Our Town Project Exhibit:                              Considering Designs</p>	<p><b>Studios</b>                              Children continue working on biographical puppets. They read and invent immigration interviews and stories. In the Building and Discovery Studios, children consider designs for displaying artifacts. Additionally, work in any studio is determined according to the Project Plan.</p>		
	<p><b>Writing: Procedure</b>                  Day 1: Joint Construction in Small Groups                  Day 2: Joint Construction in Small Groups and Individual Construction                  Day 3: Deconstruction and Individual Construction: Verbs                  Day 4: Deconstruction: Phrases of Time; Individual Construction                  Day 5: Individual Construction with individual/small group/whole group lessons</p>		