

Unit 1: How We Learn in Our School Communities
Week 7: How can I contribute to my school community?

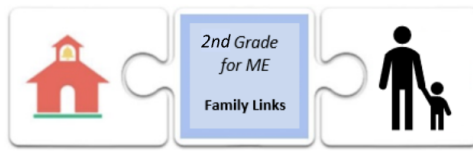
Dear Families,

This week in second grade we have been learning about how we can make our school a better place for all learners.


Try one of these activities with your child each day. Mark the activities you do, and have your child return this sheet to school at the end of the week.

<p>Go outside <input style="width: 40px; height: 30px;" type="checkbox"/></p> <p>Go for a walk around your community. Notice things you love about the community. Think about what you might want to persuade someone to do for your community. Build a new park? Plant more trees? Build a grocery store or library? Write or draw one idea you have.</p>	<p>Talk about... <input style="width: 40px; height: 30px;" type="checkbox"/></p> <p>... some of the ideas our class is coming up with to make our school an even better place for all learners.</p> <p>What could be added to this idea? What other ideas can you think of?</p>	
<p>Tell a story <input style="width: 40px; height: 30px;" type="checkbox"/></p> <p>Tell a story about someone arguing for something that is important to him or her. Think about the audience and important reasons for the argument. Would the audience listen? What would happen?</p>	<p style="text-align: center;">Read together!</p> <p style="text-align: center;">at least 20 minutes every day</p> <p style="text-align: center;">Record your reading on the back of this page.</p>	<p>Use math ideas <input style="width: 40px; height: 30px;" type="checkbox"/></p> <p>Take a walk around your community and notice things that you can count. How many doors do you see? How many windows? How many steps? Record what you find.</p>
<p>Explore science and engineering <input style="width: 40px; height: 30px;" type="checkbox"/></p> <p>This week we are designing a seat that would support learners in our classroom. Think about a seat you would like to have where you live. Draw a sketch of it and label the materials. Why would you choose these materials?</p>	<p>Play with words <input style="width: 40px; height: 30px;" type="checkbox"/></p> <p>Make connections. Talk about what these words make you think of. Do they remind you of other words?</p> <div style="display: flex; justify-content: space-around; margin-top: 20px;"> <div style="text-align: center;"> contribute leader recognize </div> <div style="text-align: center;"> responsibility simplify </div> </div>	

Child's name _____ Adult's name _____



This week we are reading...



Six Dots: a story of young Louis Braille by Jen Bryant

Go to the library or look on your home bookshelf to find other books that tell a story or give information about children's experiences in school. You might also find stories about people who have changed or invented something.

Reading Log

Your child reads to you, or you read to your child.

It's always a good idea to read a book many times. We can find something new in a book each time we read the words or look at the illustrations.

[illegible]



2nd Grade
for ME
Family Links



clever

adjective

From *Six Dots: A Story of Young Louis Braille*, illustration by Boris Kulikov



contribute

verb

From *Seeds of Change: Planting a Path to Peace*, illustration by Sonia Lynn Sadler



leader

noun

<https://littlesun.org/celebrating-wangari-maathai-and-her-tree-planting-movement/>



recognize

verb

<https://www.livescience.com/21057-goats-remember-kids-voices.html>



resolve

verb


<https://bicycle.kendatire.com/vi-vn/tin-t%E1%BB%A9c/bicycle-news/tire-expert-flat-tires/>



responsibility

noun

<https://www.pinayhomeschooler.com/2019/01/montessori-practical-life-indoor-plant.html>



simplify

verb

<https://stockton.edu/general-studies/disability-studies-minor.html>



trait

noun

<https://penfieldbuildingblocks.org/health-and-wellness/planting-a-kind-friendly-garden/>