







Weekly Question: What do we know and what can we find out about our school?		
<b>Texts</b>    	<b>Vocabulary and Language</b> Days 1 & 2: Introduce Weekly Words: <i>activist, advocate, audience, data, improve, investigate, present, voice</i> Day 3: Adverbs Day 4: Verbs and Adverbs Day 5: Answering the Weekly Question	
	<b>Text Talk</b> Day 1: Interview with Youth Activists (slides) Day 2: Project Introduction 1: Gathering Data About Our School (slides) Day 3: Project Introduction 2: Developing an Interview Day 4: Project Introduction 3: Choosing Audience: Who Makes Decisions in Our Schools? (slides) Day 5: How Do We Sit? (slides)	
	<b>Stations</b> Guided Independent Reading	
	Listening & Speaking: Listen & Respond ( <i>Dear Mr. Rosenwald</i> ) Science Literacy: How do scientists design experiments to test the properties of materials? Vocabulary: Choose 3!, Think About It Word Work: select from activities Writing: follows from Text Talk Week 6, Day 1	
<b>Mentor texts</b>  <small>Dear Ronald, You should hold my hand when we cross the street. Crossing the street can be dangerous. Sometimes you don't notice the cars that are coming. Sometimes you run right into the road without looking! Sometimes drivers don't notice you, because you are small. The other day a car almost backed into you, because the driver COULDN'T see you. Please hold my hand when we cross the street. You will be much safer with my hand! Love, Mama</small> 	<b>Science and Engineering</b> Lessons 1 & 2: Matter and Its Interactions: Planning and Conducting an Experiment to Test Absorbency	<b>Studios</b> Children use materials available in all studios to explore their ideas about the Our Schools Project. Specific work in studios will depend on projects taken on by individual classes and small groups.
	<b>Writing: Argument</b> Day 1: Deconstruction: Introduction to Argument Day 2: Deconstruction: Introduction to Audience Day 3: Deconstruction: Argument Stages Day 4: Deconstruction: Argument Letter Day 5: Joint Construction: Choosing a Topic	