




Unit 1: How We Learn in Our School Communities

WEEK 2 At a Glance

| Weekly Question: What do we understand about ourselves and others as learners? | | |
|--|--|---|
| Texts   | Vocabulary and Language Days 1 & 2: Introduce Weekly Words: admire, advice, aim, anxious, belong, expert, explain, fearful Day 3: Adjectives Day 4: Nouns and Adjectives Day 5: Answering the Weekly Question | |
| | Text Talk Day 1: <i>The Upside Down Boy</i> , Read 1 Day 2: <i>The Upside Down Boy</i> , Read 2 Day 3: <i>The Upside Down Boy</i> , Read 3 Day 4: “Children’s Comments about Learning” Day 5: Revising “Children’s Comments about Learning” | |
| | Stations Guided Independent Reading <hr/> Listening & Speaking: Listen & Respond (<i>The Upside Down Boy</i>) Science Literacy: How do scientists and engineers solve problems? Vocabulary: Choose 3! Word Work: select from activities Writing: follows from Text Talk Week 2, Day 1 | |
| | <table border="1"> <tr> <td> Science and Engineering Lessons 1 & 2: Matter and Its Interactions: Exploring properties of materials to design and build a chair </td><td> Studios Children continue to practice the routines associated with the component and with the materials and processes available at each studio as they represent their ideas about and experiences in school. The Discovery Studio is introduced. </td></tr> </table> | Science and Engineering Lessons 1 & 2: Matter and Its Interactions: Exploring properties of materials to design and build a chair |
| Science and Engineering Lessons 1 & 2: Matter and Its Interactions: Exploring properties of materials to design and build a chair | Studios Children continue to practice the routines associated with the component and with the materials and processes available at each studio as they represent their ideas about and experiences in school. The Discovery Studio is introduced. | |
| Mentor texts  | Writing: Writing Basics Day 1: Pre-Assessment Day 2: Deconstruction: Personal Recount Purpose Day 3: Joint and Individual Construction Day 4: Deconstruction, Joint and Individual Construction: Orientation Day 5: Deconstruction, Joint and Individual Construction: Sequence of Events | |

At a Glance U1 W2