





Unit 1: How We Learn in Our School Communities

WEEK 1 At a Glance

Weekly Question: How do we want to work and learn together this year?		
<p>Text</p> 	<p>Vocabulary and Language</p> <p>Days 1 & 2: Introduce Weekly Words: <i>agreement, brave, community, exasperating, fearless, include, patience, still</i></p> <p>Day 3: Nouns</p> <p>Day 4: Nouns</p> <p>Day 5: Making and Using New Words</p>	
	<p>Text Talk</p> <p>Day 1: <i>A Letter to my Teacher</i>, Read 1</p> <p>Day 2: <i>A Letter to my Teacher</i>, Read 2</p> <p>Day 3: <i>A Letter to my Teacher</i>, Read 3</p> <p>Day 4: Drafting Classroom Agreements 1</p> <p>Day 5: Drafting Classroom Agreements 2</p>	
	<p>Stations</p> <p>Guided Independent Reading</p>	
	<p>Listening & Speaking: Listen & Respond (<i>A Letter to My Teacher</i>)</p> <p>Science Literacy: What do you picture when you hear the word “scientist”? What do you picture when you hear the word “engineer”?</p> <p>Vocabulary: Choose 3!</p> <p>Word Work: select from activities</p> <p>Writing: follows from Text Talk Week 1, Day 1</p>	
	<p>Mentor texts</p>   	<p>Science & Engineering (Day 5)</p> <p>Introduce Science & Engineering Packets</p>
	<p>Studios (Days 1-4)</p> <p>Children begin to learn routines and explore the materials and processes available at each studio. Children are invited to represent their ideas about and experiences in school in various media.</p>	
	<p>Writing: Writing Basics</p> <p>Day 1: Deconstruction: Why We Write</p> <p>Day 2: Individual Construction</p> <p>Day 3: Individual Construction</p> <p>Day 4: Individual Construction: Telling and Writing Stories</p> <p>Day 5: Individual Construction: Telling and Writing Information</p>	

At a Glance U1 W1