

WEEK 8 Studios



What is a community?


Children add to, revise, and refine their projects with an emphasis on finalizing and preparing projects for presentation to the selected audience. In the Art Studio, children may make posters illustrating one or more of the Classroom Agreements.


Studios time is combined with Text Talk and Writing on Day 5 for celebration and presentation of the work from the unit.


Use the sheets to make notes according to and in support of work children are pursuing.


Big Idea	<p>People belong to communities. Everyone has a role.</p> <p>People in communities have responsibilities, and carrying out these responsibilities contributes to the good of the community.</p> <p>People benefit from being part of a community.</p> <p>Leaders help guide and support their communities.</p> <p>Caring for each other builds community.</p> <p>When people in communities talk, work, play, and learn together, they can create positive change.</p>
Materials and Preparation	<ul style="list-style-type: none"> • Studios bins, replenished as needed from Week 7 • Studios prompts, cut apart and added to each bin • Studios Planner • observation sheets <p><u>For the Art Studio:</u></p> <ul style="list-style-type: none"> • large paper • pencils • paint • brushes • crayons and/or colored pencils
Opening	<p><i>These are our last few days to work on our book access projects. When you get together with your group, begin by checking in on your work so far and deciding what you need to do to finish</i></p>



	<p><i>your project and get it ready for our celebration. Don't forget to think about what will happen with your project in different kinds of weather conditions.</i></p> <p><i>If you have finished your project work and would like to make a poster about one or more of our Classroom Agreements, paint and drawing tools are available.</i></p> <p>Dismiss children in small groups to continue established project work.</p>
Facilitation	<p>Encourage children to consider any feedback they have received from classmates and adults.</p> <p>Facilitate cross-pollination of ideas by suggesting that groups take a break to look at each other's work, ask questions, and be inspired by their classmates' efforts.</p> <p>Support children if they struggle to come to group consensus about next steps.</p> <p>Refer children to the studio prompts to focus their work as they wrap up their projects and plan for presentation.</p> <p>If children make posters of Classroom Agreements, help children read, choose, and think carefully about an agreement before sketching and then painting or drawing the poster. Encourage children to work collaboratively.</p>
Closing Studios	<p>Help children bring their projects to completion and prepare for presentation. Each project might have descriptive signs or other related writing, a visual display, and/or a rehearsed presentation.</p>

<p>Art</p> 	<p>Project(s): Classroom Agreement Posters</p>
<p>Current state of the project</p>	
<p>Questions to prompt further work</p>	
<p>Opportunities for collaboration</p>	
<p>Practical support: resources & materials</p>	
<p>Overall project support needed for completion</p>	
<p>Ongoing Assessment</p>	

<p>Building</p> 	<p>Project(s):</p>
<p>Current state of the project</p>	
<p>Questions to prompt further work</p>	
<p>Opportunities for collaboration</p>	
<p>Practical support: resources & materials</p>	
<p>Overall project support needed for completion</p>	
<p>Ongoing Assessment</p>	

<p>Drama</p> 	<p>Project(s):</p>
<p>Current state of the project</p>	
<p>Questions to prompt further work</p>	
<p>Opportunities for collaboration</p>	
<p>Practical support: resources & materials</p>	
<p>Overall project support needed for completion</p>	
<p>Ongoing Assessment</p>	

<p>Library</p> 	<p>Project(s):</p>
<p>Current state of the project</p>	
<p>Questions to prompt further work</p>	
<p>Opportunities for collaboration</p>	
<p>Practical support: resources & materials</p>	
<p>Overall project support needed for completion</p>	
<p>Ongoing Assessment</p>	

<p>Math</p> 	<p>Survey <i>Continues from previous week</i></p> <p><u>Objective:</u> I can create a survey and analyze the data.</p>
<p>Science and Engineering</p> 	<p>Producing a TV weather report <i>Continues from previous week</i></p> <p><u>Objective:</u> I can report the weather using accurate weather vocabulary words.</p> <p>Notes:</p>

Writing and Drawing



Project(s):

Current state of the project

Questions to prompt further work

Opportunities for collaboration

Practical support: resources & materials

Overall project support needed for completion

Ongoing Assessment