

Child Nutrition Thursday Update

Community Eligibility Provision (CEP)

PAL Entitlement

USDA Foods Monthly Order

Black Bean Burgers

USDA Foods & Menu Planning

Culinary Classroom Resources

Financial Open Office Hours

Child Nutrition Training

Webinars

Production Records and Cycle Menus Workshop

ServeSafe Exam - Last one of the School Year

National School Lunch Program Information Portal

Child Nutrition Website - <https://www.maine.gov/doe/schools/nutrition>

Child Nutrition List Serve Email - child.nutrition@maillist.informe.org

Community Eligibility Provision (CEP)

With concerns about the upcoming cuts in SNAP, it is possible we will see a drop in students that are Streamline Certified for school meals.

This is the time to take a look at your data! April 1, 2026 Data will not be affected by a SNAP cut and may be the highest data you will ever have.

For CEP:

- If you qualify, but are not participating in CEP, this is the time to take a look at those numbers, and crunch some data to find all your students that qualify
- If you already participate in CEP, please review your numbers too! How do they look? Are they better than you currently have? Would it make sense to create a new 4-year cycle? To increase your percentage to extend your cycle? To extend your cycle for another year?

DON'T miss this last opportunity to hold onto these percentages!

For SPII:

- Review your numbers, and make a plan with Admin, for collection of Applications in the fall. SPII will not make sense if you do not have a good collection.

Please contact [David Hartley](#) with question about either program.

PAL Entitlement Amounts

terri.fitzgerald@maine.gov

The total PAL Entitlement amount is calculated by each of the individual school districts and their total meal counts.

The numbers currently used are estimates based on SY24. Once FNS has updated the data, we will be able to update CNPWeb. This is a national delay, and we are hoping for updated information within the next two weeks.

Please do not place your orders at this time.

Direct any questions you may have to Terri Fitzgerald

USDA Foods

terri.fitzgerald@maine.gov

February Monthly Order

The February Monthly Order will be open from
February 1st to February 13th at 4:00pm

As a Reminder!

The Monthly Order runs from the 1st-15th.

- If the 15th of the month is a Saturday or Sunday, the monthly order will close on Friday at 4:00pm.
- If it is not, the closing date is simply the 15th at 4:00pm.

Step by step directions on how to complete your order can be found on the the [USDA Foods](#) page of our website.

Orders cannot be refused or sent back to PFG once shipped.



Coming to the Annual Order Again This Year

Black Bean Burgers

This item is a fully cooked black bean burger patty with a mild southwest flavor. This product is individually quick frozen and delivered in a 30-pound case. One case of black bean burger patties Fully cooked black bean burgers can be heated and served on a bun with a variety of toppings such as lettuce, tomato, avocado, onions, or mushrooms. Provides approximately 137 3.5-ounce portions.

Southwest Black Bean Burger- a flavorful plant-based patty made from black beans and spices, grilled and served on a whole grain bun with crisp lettuce and zesty salsa. A delicious, protein-packed alternative to a traditional burger.

Fiesta Wrap - crumble the patty into a tortilla with lettuce, corn, and cheese

Ranch Black Bean Burger – add BBQ sauce and a little ranch drizzle.

USDA Foods and Menu Planning

michele.bisbee@maine.gov

Working on your USDA Foods order? Looking for tips on how to combine this with menu planning?

Take 10 minutes and watch our video on USDA Foods and Menu planning!

[USDA Foods and Menu Planning Video](#)

Other helpful resources include our “Menu Ideas” resources linked at the bottom of the [Culinary Classroom](#) page

Culinary Classroom Resources

michele.bisbee@maine.gov

Looking for short culinary trainings? New recipes? Credited recipes?

Visit our [Recipes and Videos](#) from the Culinary Classroom for resources.

NSLP and SBP approved recipes

CACFP approved recipes

Culturally Diverse recipes

Local Foods recipes

And Program Operations training videos

Financial Open Office Hours with Jodi

Topic: Review of Monthly Financial Reporting
February 12th, 1:30pm-2:30pm

Please email jodi.truman@maine.gov for the link to attend.



!Save the Date!

May 19, 2026 Webinar

Annual Financial Report with a focus on the revenue and expenses of non-program foods.

A non-program food is any food or beverage purchased using school nutrition funds and sold to students or adults that is not claimed as a reimbursable meal (all components) offered to students. Examples of a non-program food: second meal to students, adult meals, milk, juice, entrée, snacks, catering, vending and foods sold outside school hours.

The link to register for the webinar will be available beginning in April.

Child Nutrition Training

- AI of any kind will be removed from the virtual training.
- The links to register are in the training titles - unless otherwise noted.
- We are unable to hold virtual and in person training simultaneously.
- All of our webinars are recorded and put on our website within a week of the training.
- Pay attention to registration deadline dates. Deadlines must be adhered to.
- Be sure to register to ensure that we have enough space for everyone.
- If there is a registration fee - Per Maine DOE policy, payment is due by credit card at the time of registration.
- Mark your calendars once you have registered.
- If State offices are closed webinars/trainings will be rescheduled. Anyone who has already registered will be notified of the new date and time.

If you have any questions about any of the Child Nutrition Training, please contact Paula at paula.nadeau@maine.gov

Webinars

paula.nadeau@maine.gov

Three Opporutnities to Learn about Community Eligibility Provisions (CEP)

Registration link is in the date and time.

February 23, 2026

1:30pm

March 5, 2026

10:00am

March 27, 2026

10:00am

This program allows districts/schools/group of schools to claim free meals based on the number of enrolled students that qualify based on the Direct Certification List (DC). This webinar will help explain the process and time line for applying for CEP.



Did you miss a webinar?

You can view it by going to the [Webinars and Training](#) page of our website.

Production Records and Cycle Menu Workshop

Improve efficiency. Reduce waste. Stay compliant.

Join our interactive workshop on Production Records and Cycle Menus and learn how to plan, document, and manage meals with confidence. Perfect for school nutrition professionals looking to strengthen operations and meet program requirements.

Workshop Objectives:

- ✓ Understand the purpose of production records
- ✓ Completing production records correctly
- ✓ Using cycle menus for streamlined planning, consistency, and cost control
- ✓ Best practices for planning and documentation
- ✓ Improve efficiency, consistency, and compliance

Don't miss this opportunity to sharpen your skills
and improve your program!

This workshop is open to School Nutrition Directors and Kitchen Managers and will be capped at two people per district.

Bring your planned lunch menu for March and a laptop.

February 18, 2026 | 8:30am-12:30pm

Child Nutrition Office - Room 101 | 90 Blossom Lane, Augusta

ServSafe Exam

Registration Deadline - March 9, 2026

This is the last exam we will be offering this school year!

2:00pm

March 26, 2026

Child Nutrition Office

Deering Building

Room 101

Augusta

Arrive early, testing begins promptly at 2:00. Bring photo ID (you will not be able to take the exam if you do not have your ID), pens or pencils, erasers. Once test has begun no late arrivals will be allowed to take the exam.

Per Maine DOE policy, payment is due by credit card at the time of registration.

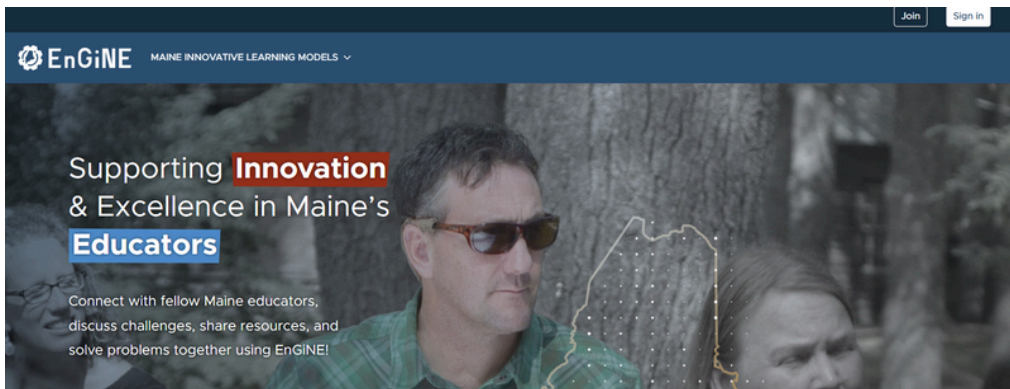
The Child Nutrition List Serve is now the National School Lunch Program Information Portal

The Maine Office of Information Technology has made the decision to forego using List Serves. Therefore, we have shifted to EnGiNE, Maine DOE's open-source learning portal, to get messages to you and how you will share information and ask questions.

- The list serve email list cannot be transferred to EnGiNE, you **MUST** sign up using the link that is in the Thursday update.
- Please be sure to use your school email address, access to EnGiNE will be faster. *No matter how many schools there are in your District, register just one time.*
- Once you have EnGiNE access, you can enroll in the National School Lunch Program Information Portal using the enrollment link that is in the Thursday Update.
- If after you enroll, you do not receive emails, please check your Spam/Junk folders and reach out to your District's IT Department and ask them to white list learn.moodle.rrev-engine.com and engine.maine.gov

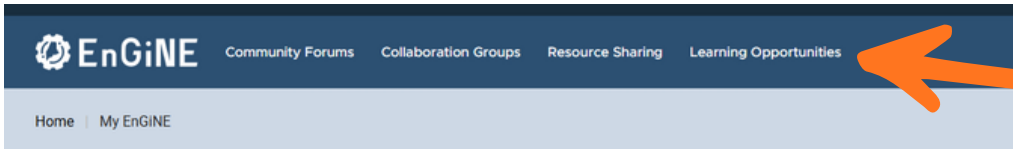
Email Paula with questions, paula.nadeau@maine.gov

The Thursday Update will still be accessible on our website.



1 - Sign in to EnGiNE

2 - Enter UserName and Password

A screenshot of the login form. It has two input fields: "Username" and "Password". Below the "Username" field is a link "Forgot Username?". Below the "Password" field is a link "Forgot password?". A blue "Sign In" button is at the bottom. At the very bottom, there is a link "Create an account".

3 - Click "Learning Opportunities"

A screenshot of a course card for the "National School Lunch Program Information Portal". It features a blue header with a star icon and the text "CHILD NUTRITION NATIONAL SCHOOL LUNCH PROGRAM INFORMATION PORTAL". Below the header is the title "National School Lunch Program Information Portal" and a folder icon labeled "Child Nutrition". At the bottom is a dark blue button with the text "Enter this course".

4 - Click "Enter the Course"

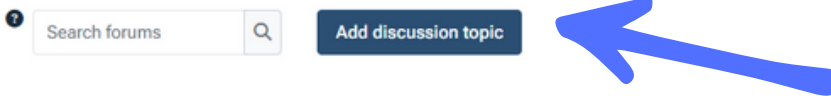


A screenshot of the course content area. It has a dark blue header with the text "NATIONAL SCHOOL LUNCH PROGRAM INFORMATION PORTAL" and a circular icon with a milk carton and apple. Below the header are several sections: "About this Portal", "Latest Announcements", and "Questions & Suggestions from the Field!". A message icon indicates "All Messages Are Posted In 'Latest Announcements'".

5 - "Click Question & Suggestions from the Field"



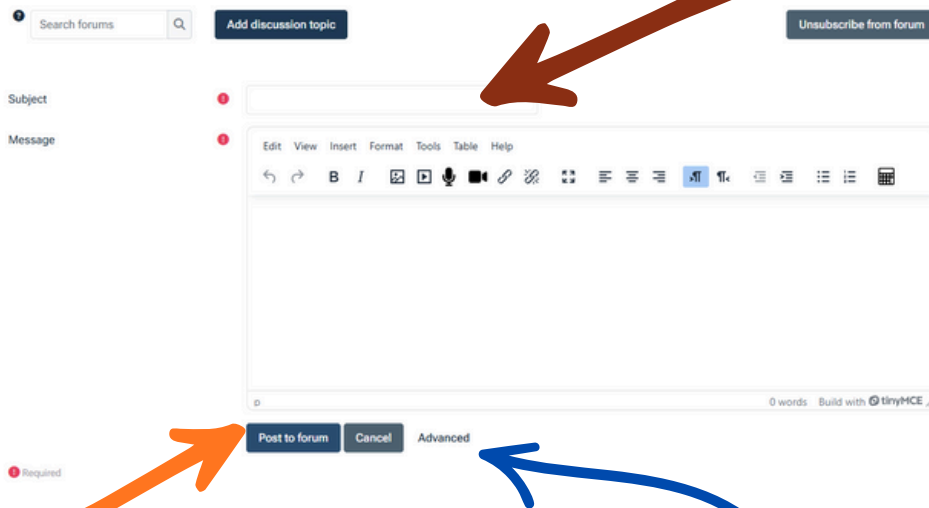
Questions & Suggestions from the Field!



6 - Click “Add Discussion Post”

7 - Add Subject of Your Message

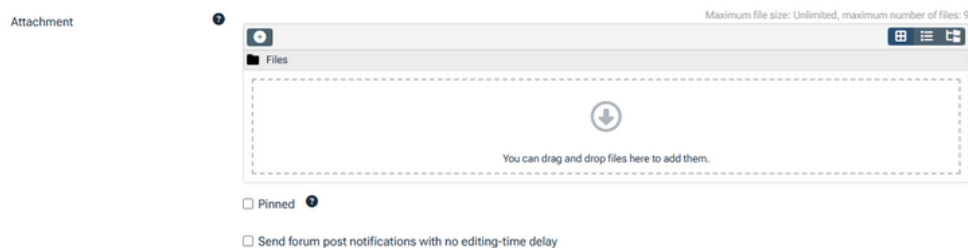
Questions & Suggestions from the Field!



8 - Add Your Message

9 - Post to Forum

9-1 - If you need to, you can add an attachment before posting to the forum



Once you have added your attachment, click “Post to Forum”

You can change how you receive messages from the Portal

While you are in the National School Lunch
Program Information Portal, click on your
profile circle



Profile
Grades
Private files
Reports
Preferences
Switch role to...



Click "Preferences"

User account

Edit profile

Preferred language

Forum preferences

Editor preferences

Calendar preferences

Content bank preferences

Security keys

Message preferences

Notification preferences

To change how you received Portal messages, click “Forum Preferences”



Choose your option from this dropdown.

Forum preferences

Email digest type ? No digest (single email per forum post) ▾

Forum auto-subscribe Yes: when I post, subscribe me to that forum discussion ▾

Use experimental nested discussion view No ▾

Forum tracking

Forum tracking No: don't keep track of posts I have seen ▾

When sending forum post notifications ? Mark the post as read ▾



Save changes

Cancel

Save your changes.