








NAEP 2025 Program

	Long-Term Trend 			Field Test 			
Sample Level	National			National			Puerto Rico
Grade or Age	Age 13	Age 9	Age 17	4	8	12	4 8
Subject (s)	  Math and Reading			  Math and Reading			 Math
Import Students	Aug 19 – Sep 20	Oct 7 – Nov 22	Jan 6 – Jan 31	Oct 7 – Nov 22			
Field Staff	1 AC and 3 AAs			1 AC and 1 AA (on average)			
Devices	Paper-based Assessment			School and NAEP devices			
Number of Sessions	1 or 2			2 (1-2 if school devices)			
Students per Session	25 or 50			25 (25-50 if school devices)			
Session Duration	90 minutes			120 minutes			
Questionnaires	Student and School			Student, Teacher, and School			
Assessment Window	Oct 7 – Dec 13, 2024	Jan 6 – Mar 14, 2025	Mar 17 – May 23, 2025	Jan 27 – Mar 7, 2025			