

NAME _____


DATE _____

How Many Am I Hiding?

Directions

You need

- 8–12 connecting cubes
- Recording Sheet (G27)




Play with a partner.

- 1** Decide how many cubes to play with. Both players write this number on their recording sheets.
- 2** Make a tower with that many cubes.
- 3** Player 1 hides some of the cubes.
- 4** Player 2 tells how many cubes are hidden.
- 5** Player 1 shows the hidden cubes.
- 6** Both players count how many were hidden and then record the numbers on their recording sheets.
- 7** Keep playing with the same tower. Take turns being Player 1 and Player 2.
- 8** The game is over when the recording sheet is full.

More Ways to Play

- Play with 5 cubes of one color and 5 cubes of another color.

RESOURCE MASTERS, G27





NAME _____
DATE _____

How Many Am I Hiding?

Recording Sheet

Total Number _____

Not Hidden	Hidden
	

| G27 |
© Pearson Education 1

