





## Let's Find Out About It: Washable/Permanent Colors

### Standards:

ELA.SL.CC.PS.1-3

ELA.LS.VAU.PS.1-3



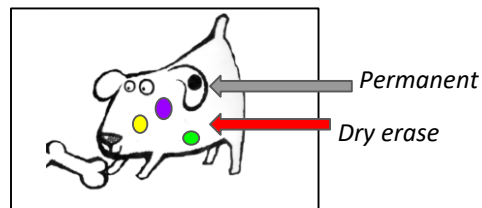
### Materials:

- *Dog's Colorful Day*
- *Max's Dragon Shirt*
- dry erase board and markers
- Dog with ear stain drawn in permanent marker

### Vocabulary:

- permanent
- washable
- stain
- fur

**Preparation:** On a dry erase board, with permanent marker, draw Dog and Dog's stain on his ear. Draw "washable" stains with dry erase markers.



### Let's Find Out About It:

"In *Dog's Colorful Day*, Dog **fur** is white with one black spot on his left ear. What do you notice?"

"Here is an image of Dog. Many things **stained** Dog's **fur** like \_\_\_\_\_. What happened when Dog had a bath?"

"Dog still has a black spot on his ear. The black spot is **permanent**--it won't come off even if Dog's fur is washed many times."

"The other **stains** on dog--the green grass, blue paint, red jam spots--were all **washable**--they came off when Dog's **fur** got soapy and wet. How are the **washable** stains on Dog similar to or different from the stains on Max's dragon shirt?"

*Show illustrations.*

*Children respond.*

*Show dry erase board with Dog template. "Stain" his fur with dry erase markers and erase them--giving Dog a bath.*

*Children respond.*

*Show illustrations.*

*Children respond.*