




Building A Laundromat


Standards:

SED.SD.BRC.PS.1-2, 15
 ATL.IC.PS.2
 ATL.RPS.PS.4
 CA.VA.PS.1 - 5
 PHD.FM.PS.6


Materials:

- Max's Dragon Shirt
- paint
- paintbrushes
- Beautiful Stuff
- magazines with images of clothing, fabric swatches
- adhesives, i.e., glue, tape, velcro, etc.
- smocks
- writing and drawing utensils
- images of laundromats color resource

Vocabulary:

- laundry: dirty or stained clothes
- laundromat: a place with many washing machines for doing laundry
- washing machine: a tool for washing laundry
- dryer: a machine for drying laundry
- detergent: liquid or powder for washing clothes
- fabric softener

Preparation: Set up materials.

Intro to Centers:

"In Max's Dragon Shirt, Max spilled ice cream on his shirt. What do you notice?"

"Max's shirt was **stained**. **Laundry**--stained or dirty clothes--can be cleaned in a washing machine."

"A **laundromat** is a place that has many washing machines."

"Here are images of **laundromats**. What do you notice?"

"What will we need to play **laundromat** in Dramatization?"

"Today in the Art Studio, you can create **washing machines, dryers, _____**, etc. using these materials."

Show illustrations.

Children respond.

Show images. Children respond.

Children respond.

Show materials.

During Centers:

Encourage children to use their *Laundry Research* to plan what props they need to create (e.g., knobs, dials, buttons, coin slots, etc.). Encourage children to create pretend money. Support children in writing labels with letters/ words and numbers. Support children in determining and assigning different tasks, (e.g., dryer builders, sign-makers, washing machine engineers, etc.)



Guiding Questions during Centers:

- How will your prop be used in the laundromat?
- How is your prop similar to or different from the machines in a real laundromat?
- How is washing laundry similar to or different from washing dishes or taking a bath?
- How will a customer know how much money it costs to use the washing machine/ dryer?

Thinking & Feedback: Invite children to share their processes. Encourage children to describe the challenges they might have encountered.

Documentation: Collect samples of the children’s work as well as photographs and/or video of their process; use the documentation to launch a discussion during Thinking and Feedback.

Provocation: Encourage children to create and use laundromat props in Blocks to enhance their play in Dramatization. Arrange and document a field trip to a laundromat in the community.



Encourage children to make a collaborative collage with fabric scraps and images of clothing. Use collage as washing machine/dryer window.