






Small Groups: Vocabulary Picture Card Memory Independent

Standards:

ELA.LS.VAU.PS.1, b
 ELA.LS.VAU.PS.3
 SED.ED.SC.PS.3
 SED.ED.SR.PS.3, 8
 SED.SD.BRC.PS.1-3

**Materials:**

- *Dandelion*
- *A Letter to Amy*
- *The Little Red Hen Makes A Pizza*
- vocabulary picture cards resource
- cardstock or tagboard
- unit blocks
- DUPLO LEGOs

Vocabulary:

- memory: something a person remembers
- match: put same things together
- pair: two
- same
- different

Preparation: Laminate and cut vocabulary word picture cards. Depending on the abilities of the children, you can make sets with words and pictures together, or sets with just pictures. For children with fine motor challenges, tape vocabulary picture word cards to unit blocks or DUPLO LEGOs so that it is easier for children to pick up the pictures. Tape a line down the middle of the table to separate the two sets of cards or use another visual prompt, i.e., one set of cards red, one set blue.

Procedure: Children work in pairs to play a memory game. Set out two sets of cards face-down for each pair of children. Each child turns over one card, then a second card. If they match, the child puts the matching pair of cards to the side. If the cards don't match, the child turns the cards face-down and it is the second child's turn.

Guiding Questions:

- How did you remember where the matching card was?
- Why do these cards match?/ Why don't these cards match?
- Why do you think the lion in the story was named 'Dandelion'? How does he look similar to or different from the picture of a dandelion on the vocabulary picture card?