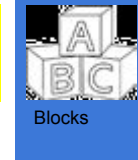






Building a Garden



Blocks

Standards:

SED.SD.BRC.PS.1 -4
 CA.DE.PS.1-3
 SED.SD.BRC.PS.1 -4
 CA.DE.PS.1-3
 ELA.SL.CC.PS.1-2
 ELA.RL.KID.PS.1 -2
 ELA.RL.CS.PS.2

Materials:

- *Zinnia's Flower Garden*
- *The Ugly Vegetables*
- garden images
- writing utensils
- paper
- children's *Garden Signs*
- tape
- plastic vegetables/flowers
- Beautiful Stuff

Preparation: Set up materials.

Vocabulary:

- garden
- seed
- plant
- row
- plot
- crop

Intro to Centers:

"In *Zinnia's Flower Garden* and in *The Ugly Vegetables*, Zinnia, the girl, and her mother, **planted seeds**. What do you notice?"

"Zinnia planted a flower **garden**. The girl and her mother planted a vegetable **garden**. What do you notice?"

"Here are images of community **gardens**. What do you notice?"

"The **gardens** are different sizes, with different **crops**. The **crops** are planted in **rows**--straight lines, and labelled with **signs**. The community **gardens** are made up of smaller **plots**. The **gardeners** use tools like watering cans, hoes, and rakes to care for their **gardens**."

"Today in Blocks, you can build a **garden** with these materials."

"How can you use your **Garden Signs** to help you build your **garden**?"

Show illustrations. Children respond.

Children respond.

Show images. Children respond.

Show materials.

Show children's work. Children respond.

During Centers:

Encourage children to create a plan for their garden. Encourage children to create tools and props with Beautiful Stuff. Compare and contrast children’s gardens to illustrations/images/each other’s. Compare and contrast gardens to woodlands/farms. Encourage children to sell their garden crops in the *Garden Center*. Encourage transport their plants/ crops from their garden to sell at the *Garden Center*.

Guiding Questions during Centers:

- How is your garden similar to or different from the illustrations/images/your friends’?
- How did you create tools to care for your garden?
- How are gardens similar to or different from woodlands/farms?
- How can you transport crops to the *Garden Center*?

Thinking & Feedback: Invite children to share their processes. Encourage children to describe the challenges they might have encountered.

Documentation: Collect samples of the children’s work as well as photographs and/or video of their process; use the documentation to launch a discussion during Thinking and Feedback.

Provocation:

Invite gardeners from the community/children’s families to the classroom. Arrange and document a field trip to a local garden.

