








Unit 4: The Power of Pollinators

WEEK 2 At a Glance

Weekly Question: What do plants need to reproduce?			
<p>Texts</p>    	<p>Vocabulary and Language</p> <p>Days 1 & 2: Introduce Weekly Words: <i>attract, benefit, depend, fertilize, interdependent, provide, release, rely</i></p> <p>Day 3: Words with Multiple Meanings</p> <p>Day 4: Words with Multiple Meanings</p> <p>Day 5: Answering the Weekly Question</p>		
	<p>Text Talk</p> <p>Day 1: <i>What is Pollination?</i> Read 1</p> <p>Day 2: <i>What is Pollination?</i> Read 2</p> <p>Day 3: Comparing Texts: <i>From Seed to Plant, What is Pollination?</i> and <i>Pollination: Trading Food for Fertilization</i> (video)</p> <p>Day 4: “Apples and Bees,” Read 1</p> <p>Day 5: “Apples and Bees,” Read 2</p>		
	<p>Stations</p> <p>Guided Independent Reading</p> <hr/> <p>Listening & Speaking: Listen & Respond (<i>Cuckoo/Cucú</i>)</p> <p>Science Literacy: Why do you think many seeds start growing in the spring?</p> <p>Vocabulary: Choose 3!, Talk About It</p> <p>Word Work: select from activities</p> <p>Writing: follows from Text Talk Week 2, Day 2</p>		
<p>Mentor texts</p>   	<table border="1" style="width: 100%;"> <tr> <td style="width: 50%; vertical-align: top;"> <p>Science and Engineering</p> <p>Lesson 1: Observing and Discussing Seed Germination</p> <p>Lesson 2: Looking Inside Seeds</p> </td> <td style="width: 50%; vertical-align: top;"> <p>Studios</p> <p>Children continue and add new elements to work begun in Week 1. In the Writing and Storytelling Studio, children begin writing poems.</p> </td> </tr> </table>	<p>Science and Engineering</p> <p>Lesson 1: Observing and Discussing Seed Germination</p> <p>Lesson 2: Looking Inside Seeds</p>	<p>Studios</p> <p>Children continue and add new elements to work begun in Week 1. In the Writing and Storytelling Studio, children begin writing poems.</p>
<p>Science and Engineering</p> <p>Lesson 1: Observing and Discussing Seed Germination</p> <p>Lesson 2: Looking Inside Seeds</p>	<p>Studios</p> <p>Children continue and add new elements to work begun in Week 1. In the Writing and Storytelling Studio, children begin writing poems.</p>		
	<p>Writing: Report</p> <p>Day 1: Individual Construction: Research</p> <p>Day 2: Deconstruction: The Third Person; Individual Construction: Research</p> <p>Day 3: Deconstruction: Nouns and Adjectives</p> <p>Day 4: Deconstruction: Brochures; Joint Construction: Subtopics</p> <p>Day 5: Individual Construction: Subtopics</p>		

At a Glance U4 W2