




<p>Weekly Question: How does pollination happen?</p>			
<p>Texts</p>    	<p>Vocabulary and Language</p> <p>Days 1 & 2: Introduce Weekly Words: <i>brilliant, buzz, ecosystem, effective, extraordinary, lure, match, protein</i></p> <p>Day 3: Shades of Meaning: Verbs</p> <p>Day 4: Shades of Meaning: Verbs</p> <p>Day 5: Answering the Weekly Question</p> <hr/> <p>Text Talk</p> <p>Day 1: <i>Animal Pollinators</i></p> <p>Day 2: “Insect Pollinators” (informational text), Read 1</p> <p>Day 3: “Insect Pollinators,” Read 2</p> <p>Day 4: “Bees Are Not the Only Pollinators that Buzz” (informational text)</p> <p>Day 5: <i>The Little Hummingbird</i>, Read 1</p> <hr/> <p>Stations</p> <p>Guided Independent Reading (“Wasp” poem)</p> <hr/> <p>Listening & Speaking: Listen & Respond (<i>Amazing Bees</i>)</p> <p>Science Literacy: Do you notice any new leaves growing on the trees outside our classroom? Write and draw about them.</p> <p>Vocabulary: Choose 3!, Talk About It</p> <p>Word Work: select from activities</p> <p>Writing: follows from Text Talk Week 4, Day 1; Mid-unit Assessment (Day 3)</p>		
	<table border="1" style="width: 100%;"> <tr> <td style="width: 50%; vertical-align: top;"> <p>Science and Engineering</p> <p>Lesson 1: Ecosystems: Learning about Leaves</p> <p>Lesson 2: Ecosystems: Plant Growth and Development</p> </td> <td style="width: 50%; vertical-align: top;"> <p>Studios</p> <p>Children choose familiar media to explore diverse pollinators and learn a new procedure for printmaking in the Art Studio.</p> </td> </tr> </table>	<p>Science and Engineering</p> <p>Lesson 1: Ecosystems: Learning about Leaves</p> <p>Lesson 2: Ecosystems: Plant Growth and Development</p>	<p>Studios</p> <p>Children choose familiar media to explore diverse pollinators and learn a new procedure for printmaking in the Art Studio.</p>
<p>Science and Engineering</p> <p>Lesson 1: Ecosystems: Learning about Leaves</p> <p>Lesson 2: Ecosystems: Plant Growth and Development</p>	<p>Studios</p> <p>Children choose familiar media to explore diverse pollinators and learn a new procedure for printmaking in the Art Studio.</p>		
	<p>Writing: Report</p> <p>Day 1: Peer-to-Peer Feedback</p> <p>Day 2: Introduction to and Beginning Revising and Publishing</p> <p>Day 3: Introduction to Publishing and Continued Revision</p> <p>Day 4: Publishing</p> <p>Day 5: Presentation and Celebration</p>		