

NATIONAL STUDENT CLEARINGHOUSE[®]

StudentTracker[®] for High Schools Aggregate Report

Prepared for
CARIBOU HIGH SCHOOL
ACT Code: 200225

CARIBOU HIGH SCHOOL

Report Run Date: 05/28/2019 04:00 PM

Page 1 of 45

NATIONAL STUDENT
CLEARINGHOUSE[®]

©2012 National Student Clearinghouse. All rights reserved.

Percent of Students Enrolled in College the Fall Immediately After High School

Effective Date = April 11, 2019



AVG = 66%

CARIBOU HIGH SCHOOL

Report Run Date: 05/28/2019 04:00 PM

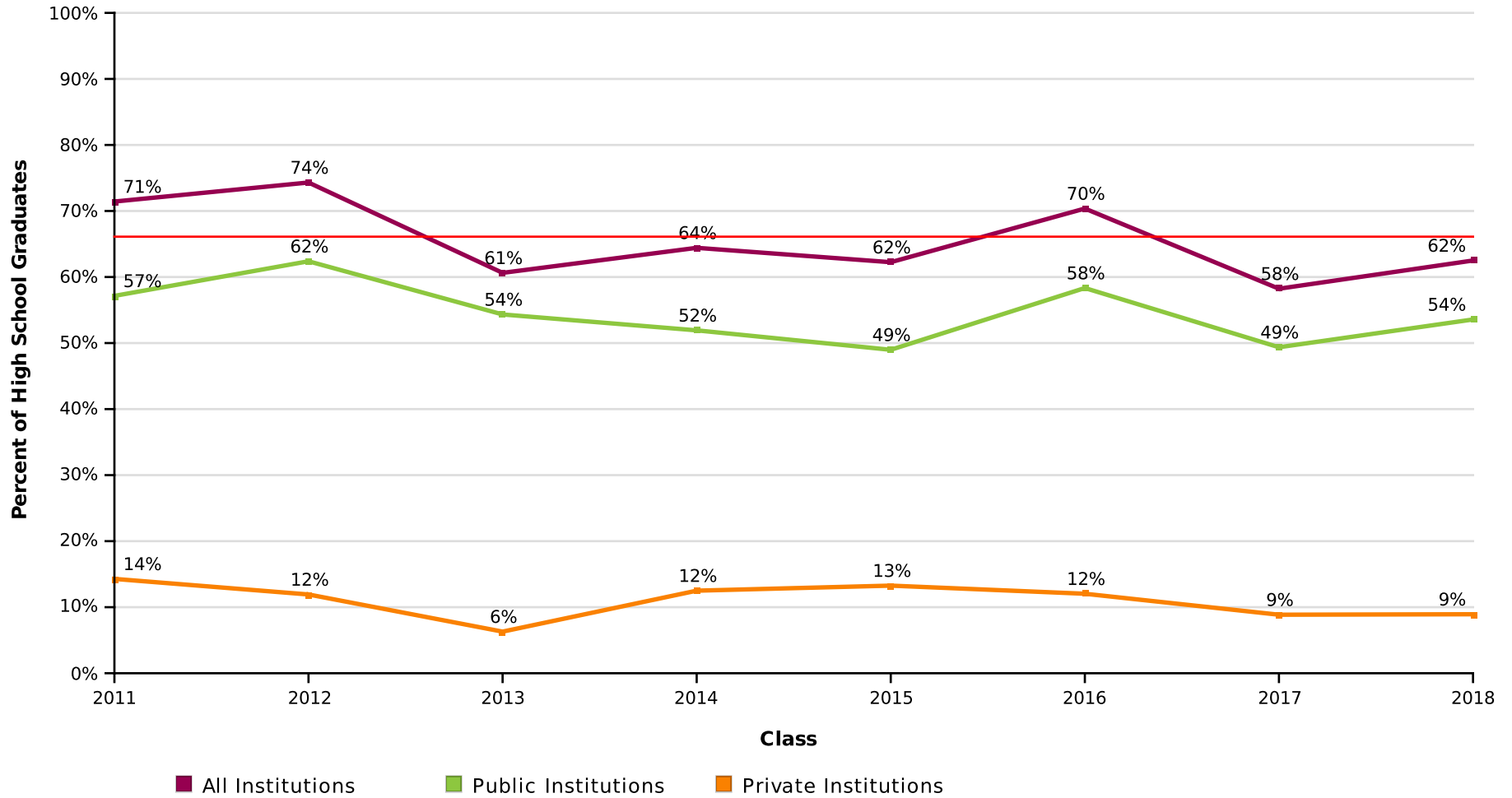
Page 2 of 45

NATIONAL STUDENT
CLEARINGHOUSE

©2012 National Student Clearinghouse. All rights reserved.

Percent of Students Enrolled in College the Fall Immediately After High School by Institutional Type

Effective Date = April 11, 2019



AVG = 66%

CARIBOU HIGH SCHOOL

Report Run Date: 05/28/2019 04:00 PM

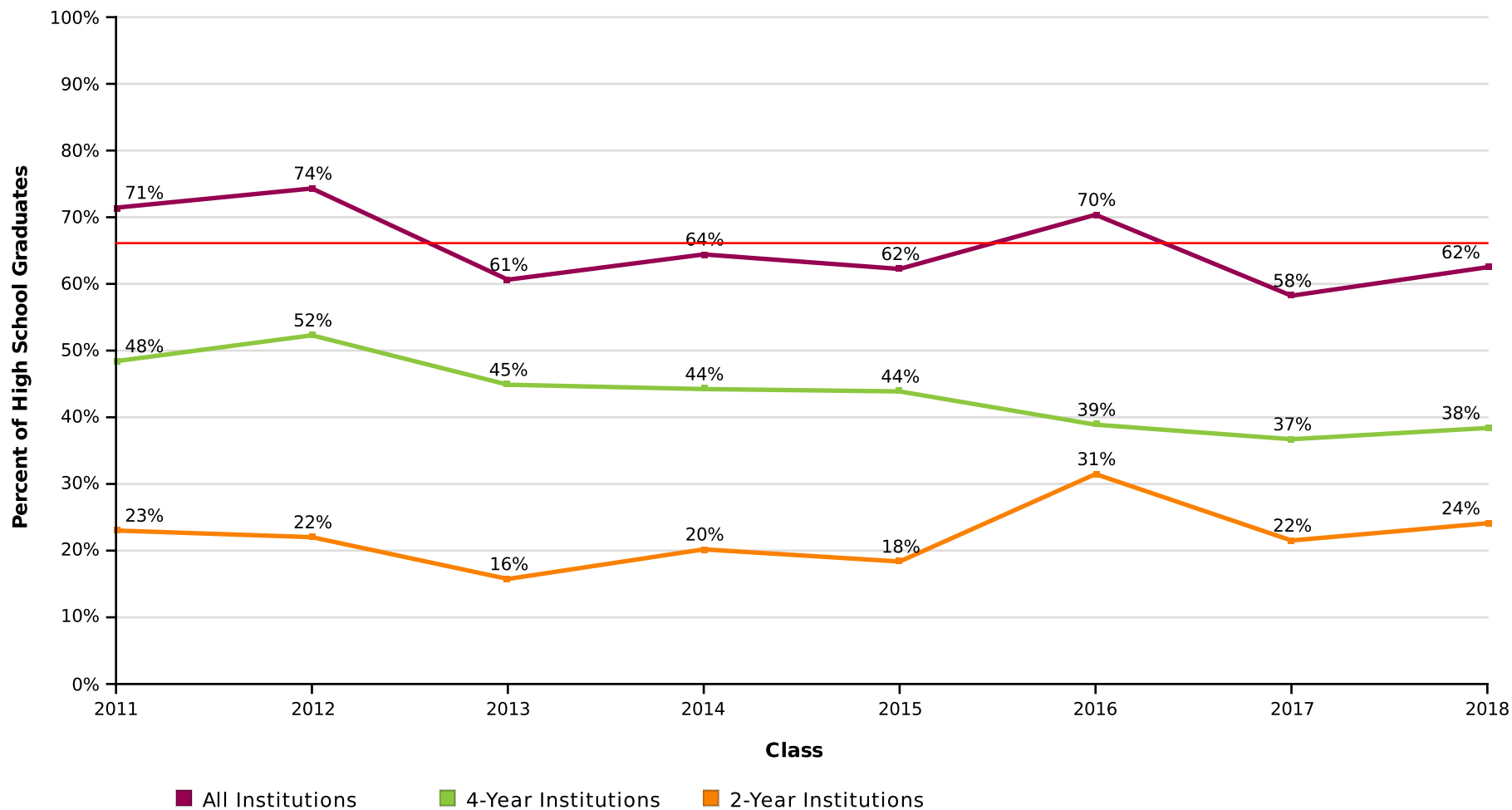
Page 3 of 45

NATIONAL STUDENT
CLEARINGHOUSE

©2012 National Student Clearinghouse. All rights reserved.

Percent of Students Enrolled in College the Fall Immediately After High School by Institutional Level

Effective Date = April 11, 2019



AVG = 66%

CARIBOU HIGH SCHOOL

Report Run Date: 05/28/2019 04:00 PM

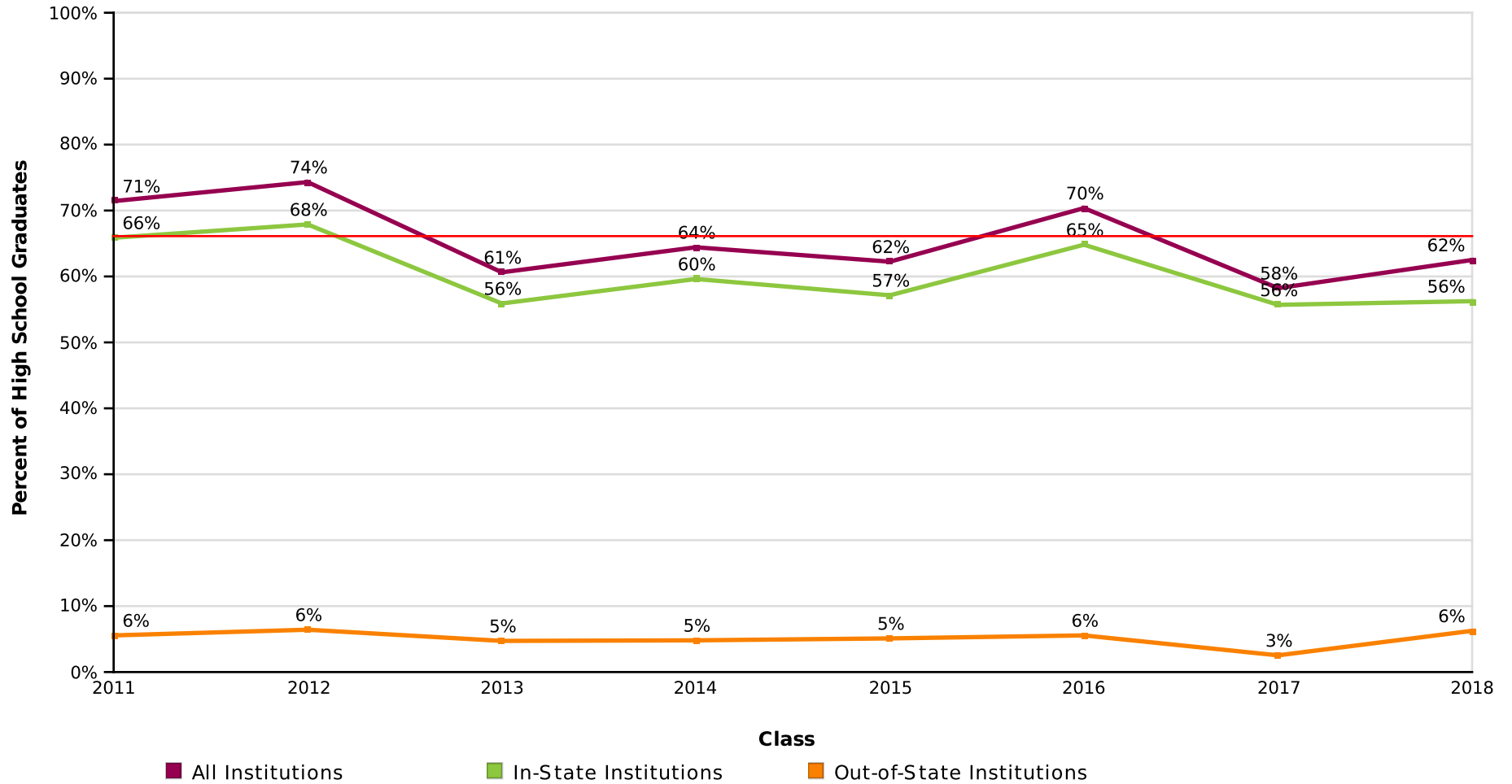
Page 4 of 45

NATIONAL STUDENT
CLEARINGHOUSE

©2012 National Student Clearinghouse. All rights reserved.

Percent of Students Enrolled in College the Fall Immediately After High School by Institutional Location

Effective Date = April 11, 2019



AVG = 66%

CARIBOU HIGH SCHOOL

Report Run Date: 05/28/2019 04:00 PM

Page 5 of 45

NATIONAL STUDENT
CLEARINGHOUSE

©2012 National Student Clearinghouse. All rights reserved.

Count of Students Enrolled in College the Fall Immediately After High School

Effective Date = April 11, 2019

Class of	2011	2012	2013	2014	2015	2016	2017	2018
Total in the Class	126	109	127	104	98	108	79	112
Total Enrolled	90	81	77	67	61	76	46	70
Total in Public	72	68	69	54	48	63	39	60
Total in Private	18	13	8	13	13	13	7	10
Total in 4-Year	61	57	57	46	43	42	29	43
Total in 2-Year	29	24	20	21	18	34	17	27
Total In-State	83	74	71	62	56	70	44	63
Total Out-of-State	7	7	6	5	5	6	2	7

CARIBOU HIGH SCHOOL

Report Run Date: 05/28/2019 04:00 PM

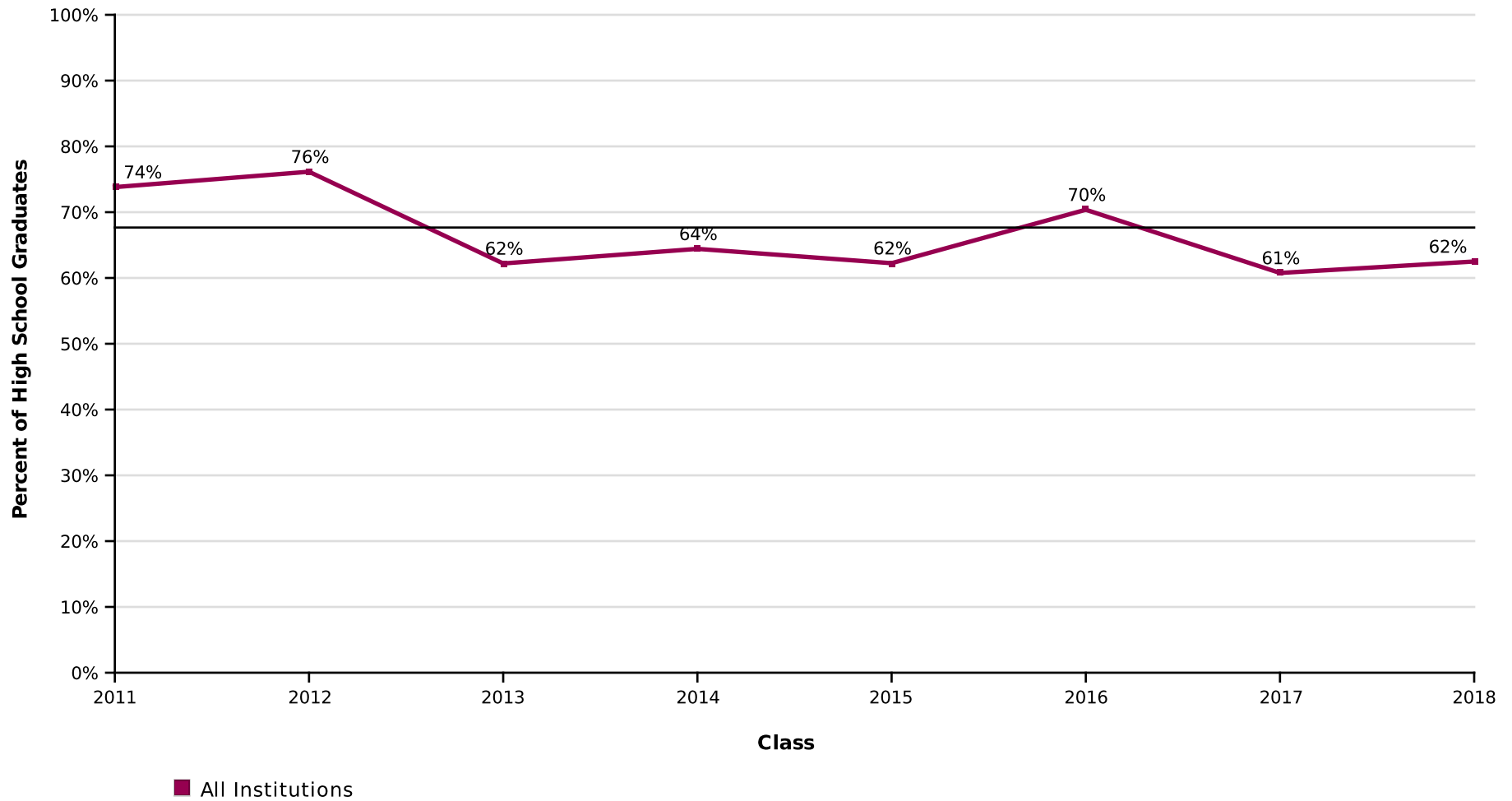
Page 6 of 45

**NATIONAL STUDENT
CLEARINGHOUSE**

©2012 National Student Clearinghouse. All rights reserved.

Percent of Students Enrolled in College at Any Time During the First Year After High School

Effective Date = April 11, 2019



AVG = 68%

CARIBOU HIGH SCHOOL

Report Run Date: 05/28/2019 04:00 PM

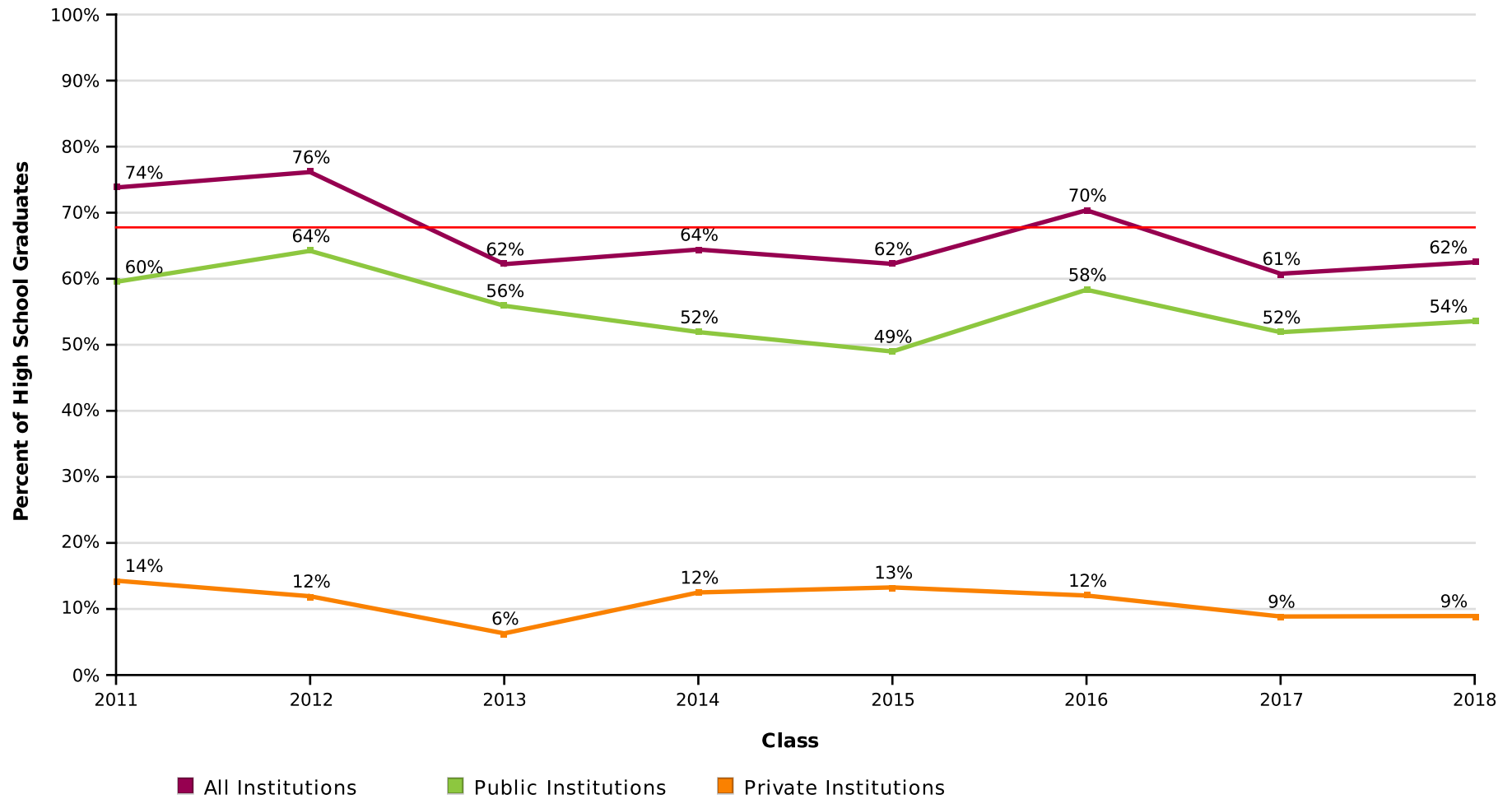
Page 7 of 45

NATIONAL STUDENT
CLEARINGHOUSE

©2012 National Student Clearinghouse. All rights reserved.

Percent of Students Enrolled in College at Any Time During the First Year After High School by Institutional Type

Effective Date = April 11, 2019



AVG = 68%

CARIBOU HIGH SCHOOL

Report Run Date: 05/28/2019 04:00 PM

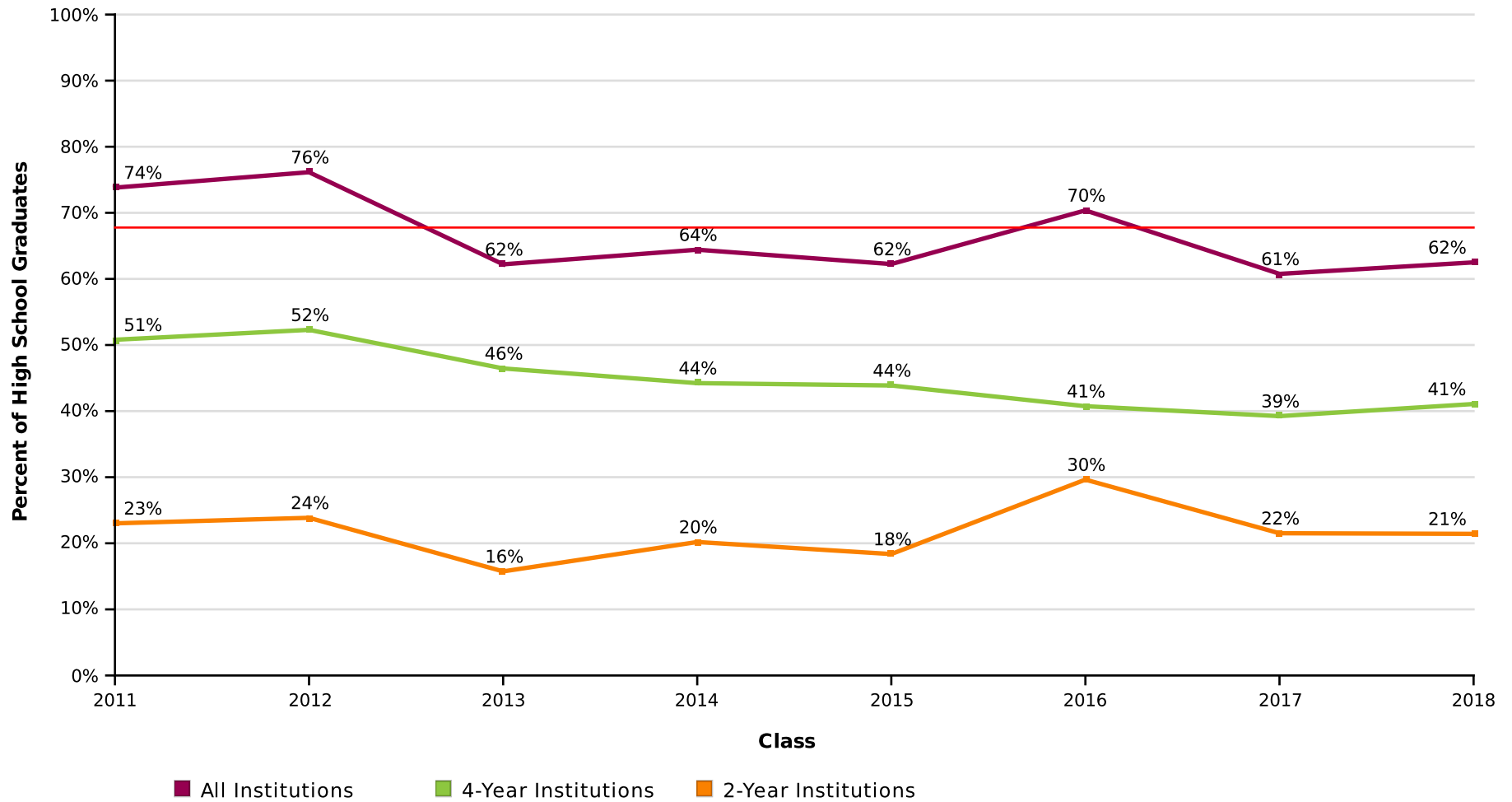
Page 8 of 45

NATIONAL STUDENT
CLEARINGHOUSE

©2012 National Student Clearinghouse. All rights reserved.

Percent of Students Enrolled in College at Any Time During the First Year After High School by Institutional Level

Effective Date = April 11, 2019



AVG = 68%

CARIBOU HIGH SCHOOL

Report Run Date: 05/28/2019 04:00 PM

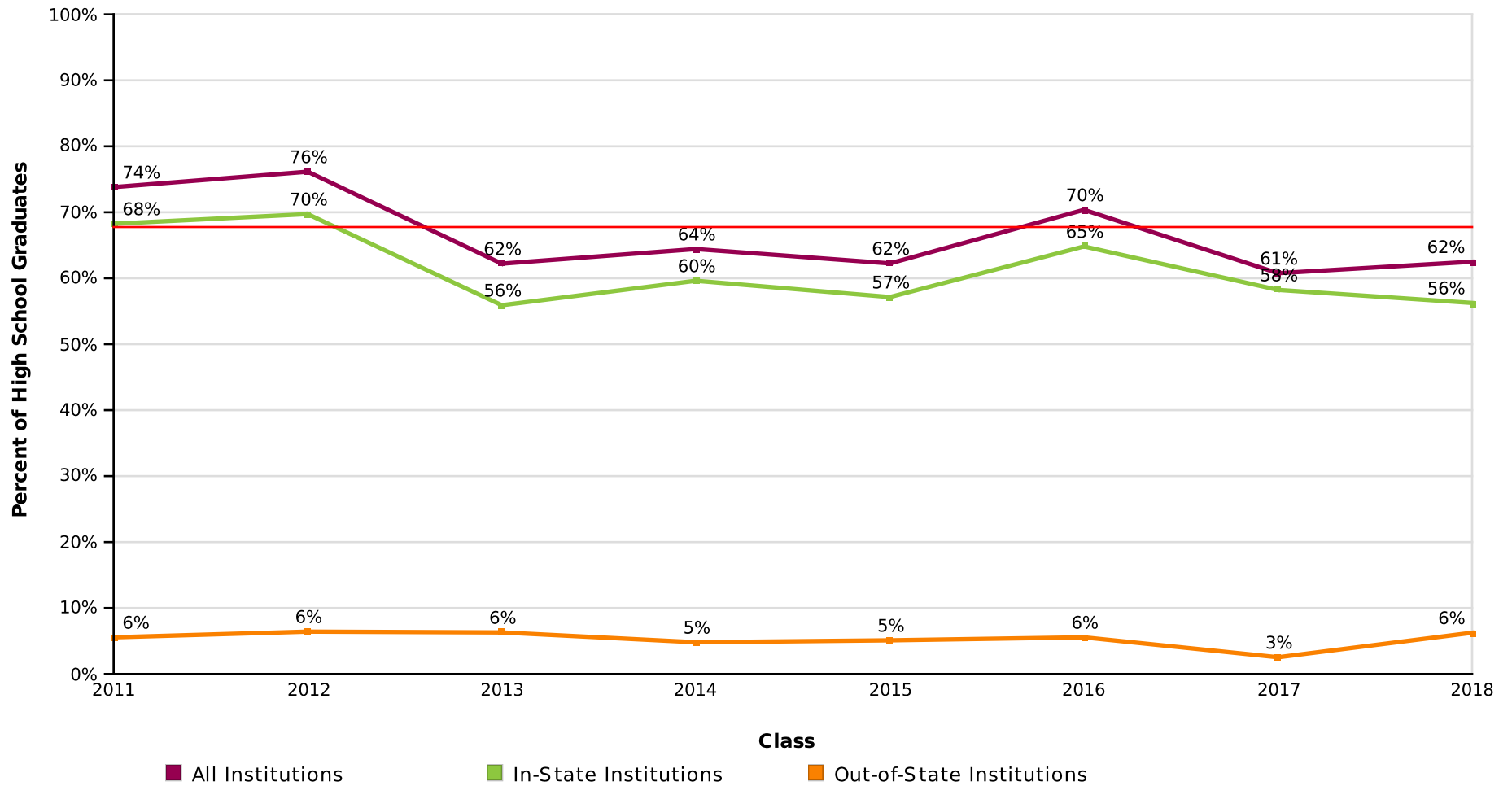
Page 9 of 45

NATIONAL STUDENT
CLEARINGHOUSE

©2012 National Student Clearinghouse. All rights reserved.

Percent of Students Enrolled in College at Any Time During the First Year After High School by Institutional Location

Effective Date = April 11, 2019



AVG = 68%

CARIBOU HIGH SCHOOL

Report Run Date: 05/28/2019 04:00 PM

Page 10 of 45

NATIONAL STUDENT
CLEARINGHOUSE

©2012 National Student Clearinghouse. All rights reserved.

Count of Students Enrolled in College at Any Time During the First Year After High School

Effective Date = April 11, 2019

Class of	2011	2012	2013	2014	2015	2016	2017	2018
Total in the Class	126	109	127	104	98	108	79	112
Total Enrolled	93	83	79	67	61	76	48	70
Total in Public	75	70	71	54	48	63	41	60
Total in Private	18	13	8	13	13	13	7	10
Total in 4-Year	64	57	59	46	43	44	31	46
Total in 2-Year	29	26	20	21	18	32	17	24
Total In-State	86	76	71	62	56	70	46	63
Total Out-Of-State	7	7	8	5	5	6	2	7

CARIBOU HIGH SCHOOL

Report Run Date: 05/28/2019 04:00 PM

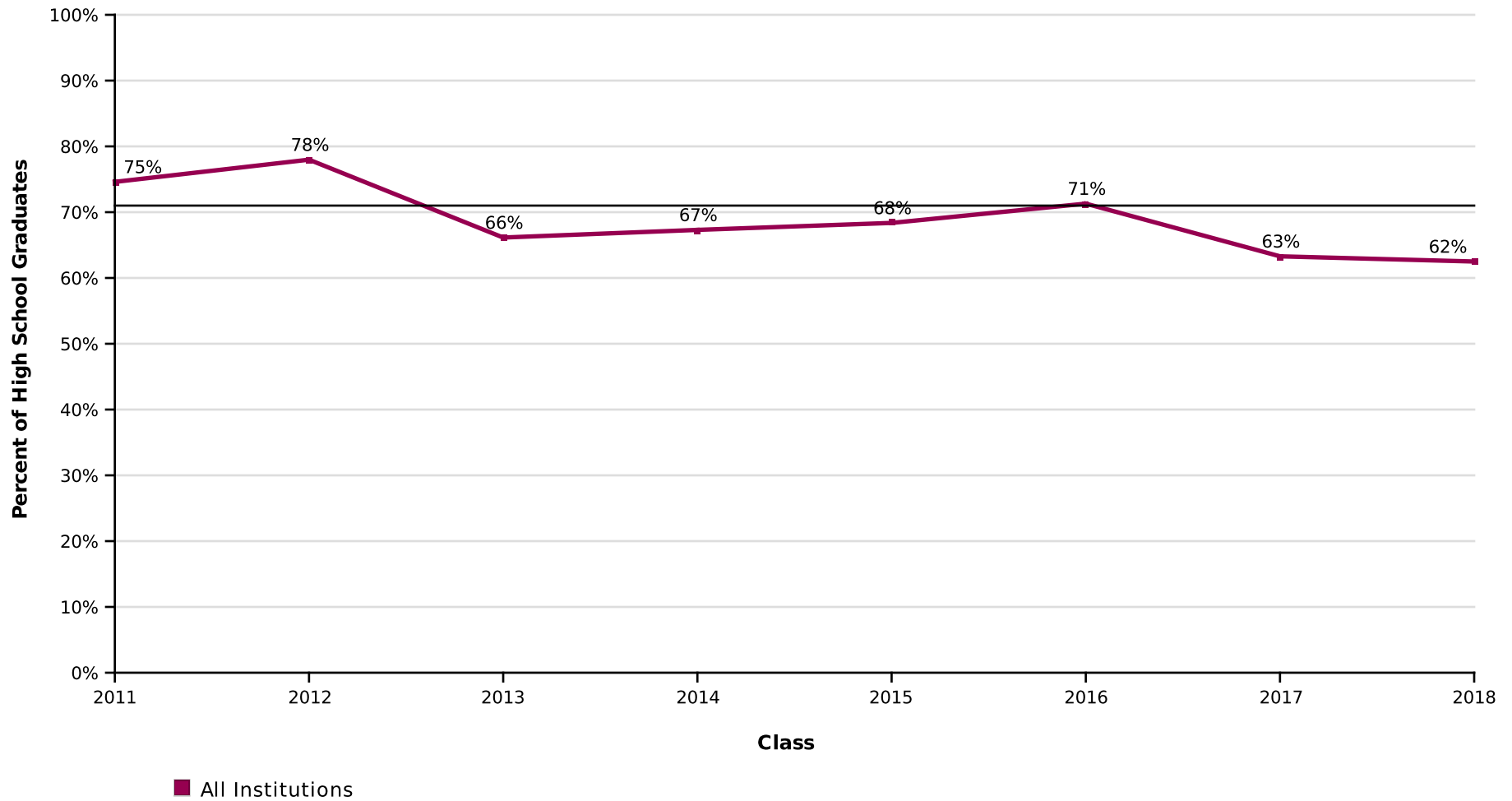
Page 11 of 45

**NATIONAL STUDENT
CLEARINGHOUSE**

©2012 National Student Clearinghouse. All rights reserved.

Percent of Students Enrolled in College at Any Time During the First Two Years After High School

Effective Date = April 11, 2019



AVG = 71%

CARIBOU HIGH SCHOOL

Report Run Date: 05/28/2019 04:00 PM

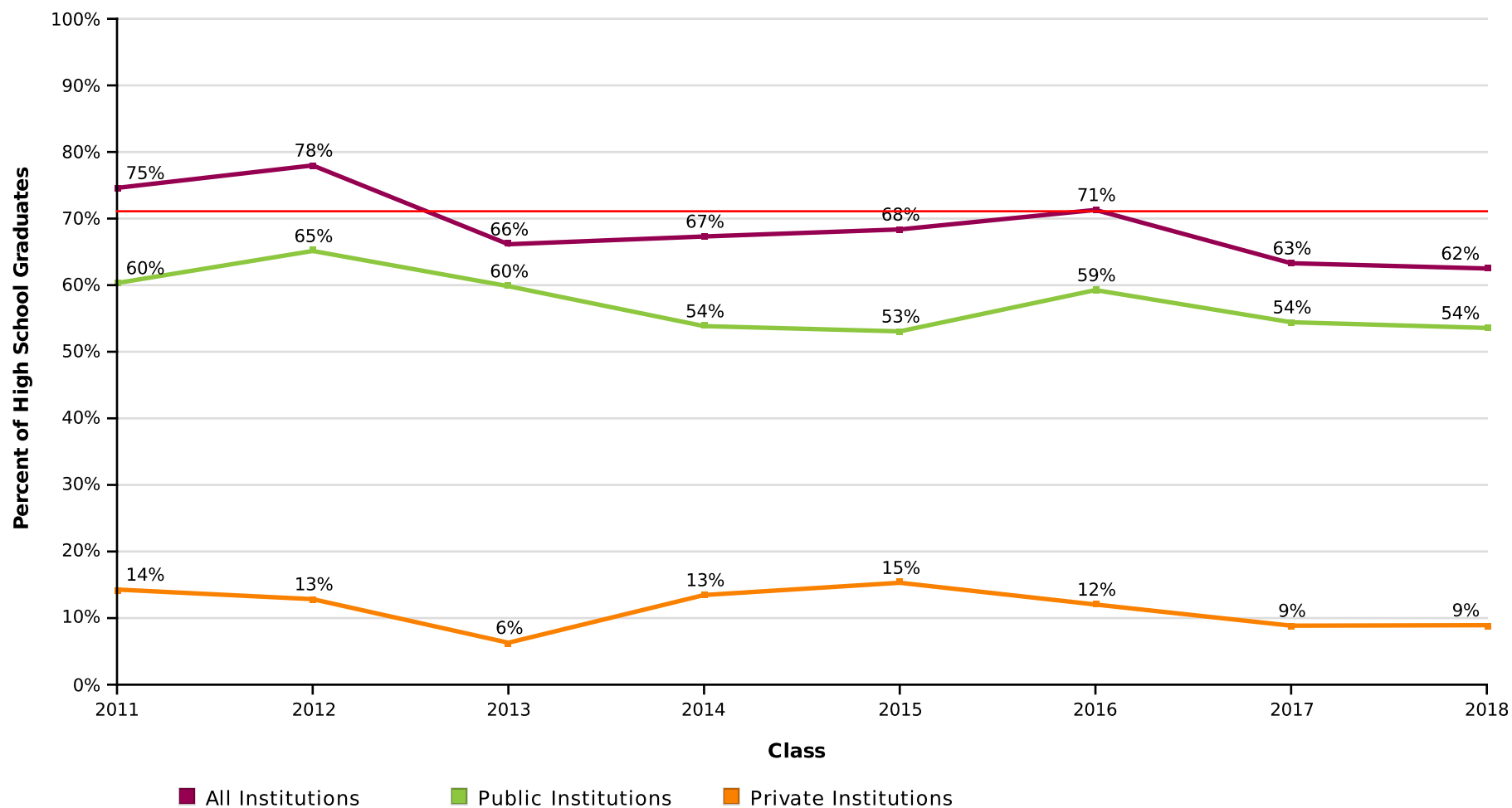
Page 12 of 45

NATIONAL STUDENT
CLEARINGHOUSE

©2012 National Student Clearinghouse. All rights reserved.

Percent of Students Enrolled in College at Any Time During the First Two Years After High School by Institutional Type

Effective Date = April 11, 2019



AVG = 71%

CARIBOU HIGH SCHOOL

Report Run Date: 05/28/2019 04:00 PM

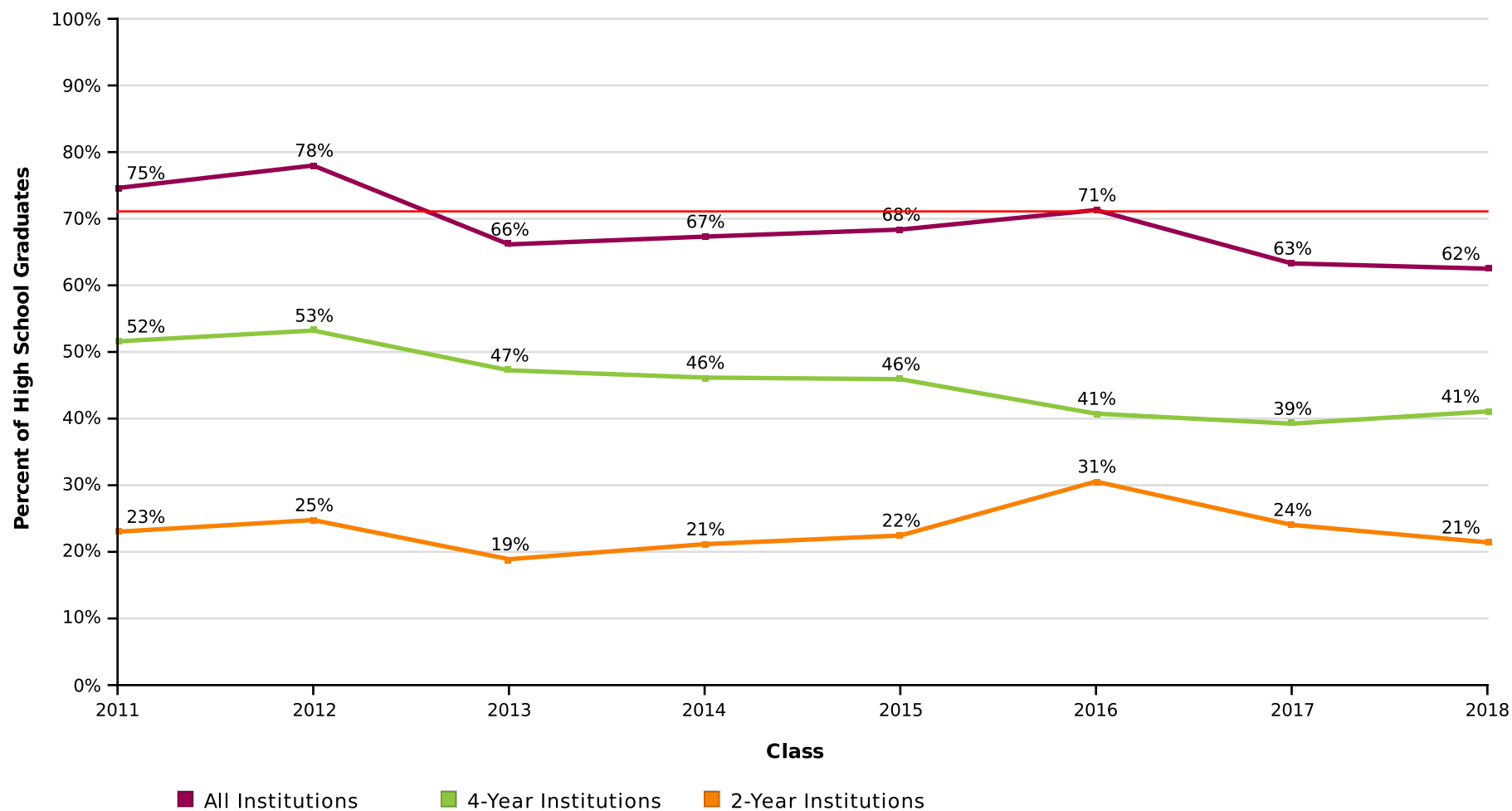
Page 13 of 45

NATIONAL STUDENT
CLEARINGHOUSE

©2012 National Student Clearinghouse. All rights reserved.

Percent of Students Enrolled in College at Any Time During the First Two Years After High School by Institutional Level

Effective Date = April 11, 2019



AVG = 71%

CARIBOU HIGH SCHOOL

Report Run Date: 05/28/2019 04:00 PM

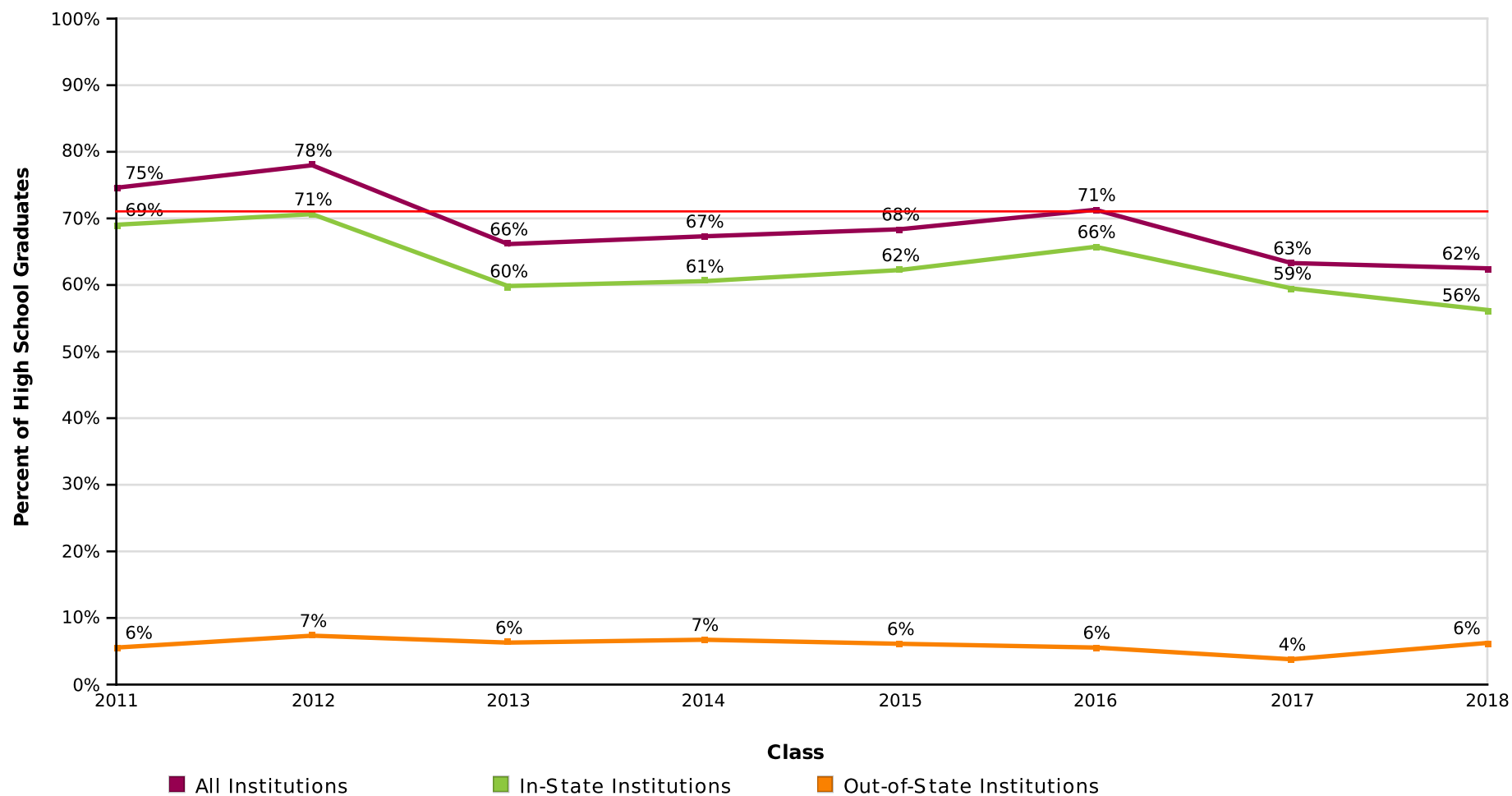
Page 14 of 45

NATIONAL STUDENT
CLEARINGHOUSE

©2012 National Student Clearinghouse. All rights reserved.

Percent of Students Enrolled in College at Any Time During the First Two Years After High School by Institutional Location

Effective Date = April 11, 2019



AVG = 71%

CARIBOU HIGH SCHOOL

Report Run Date: 05/28/2019 04:00 PM

Page 15 of 45

NATIONAL STUDENT
CLEARINGHOUSE

©2012 National Student Clearinghouse. All rights reserved.

Count of Students Enrolled in College at Any Time During the First Two Years After High School

Effective Date = April 11, 2019

Class of	2011	2012	2013	2014	2015	2016	2017	2018
Total in the Class	126	109	127	104	98	108	79	112
Total Enrolled	94	85	84	70	67	77	50	70
Total in Public	76	71	76	56	52	64	43	60
Total in Private	18	14	8	14	15	13	7	10
Total in 4-Year	65	58	60	48	45	44	31	46
Total in 2-Year	29	27	24	22	22	33	19	24
Total In-State	87	77	76	63	61	71	47	63
Total Out-of-State	7	8	8	7	6	6	3	7

CARIBOU HIGH SCHOOL

Report Run Date: 05/28/2019 04:00 PM

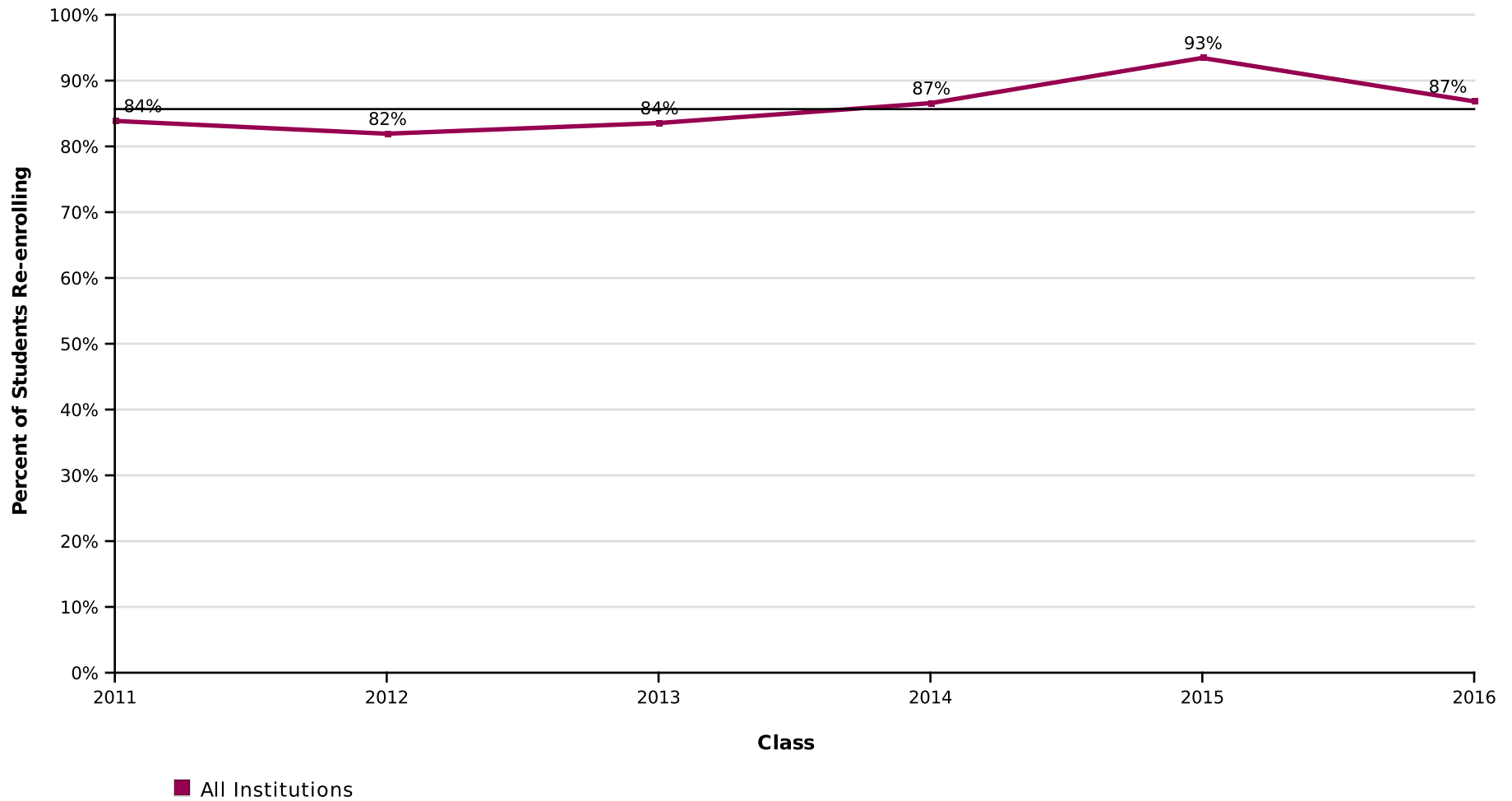
Page 16 of 45

**NATIONAL STUDENT
CLEARINGHOUSE**

©2012 National Student Clearinghouse. All rights reserved.

Percent of Students Enrolled in College the First Year After High School Who Returned for a Second Year (Freshman to Sophomore Persistence)

Effective Date = April 11, 2019



AVG = 86%

CARIBOU HIGH SCHOOL

Report Run Date: 05/28/2019 04:00 PM

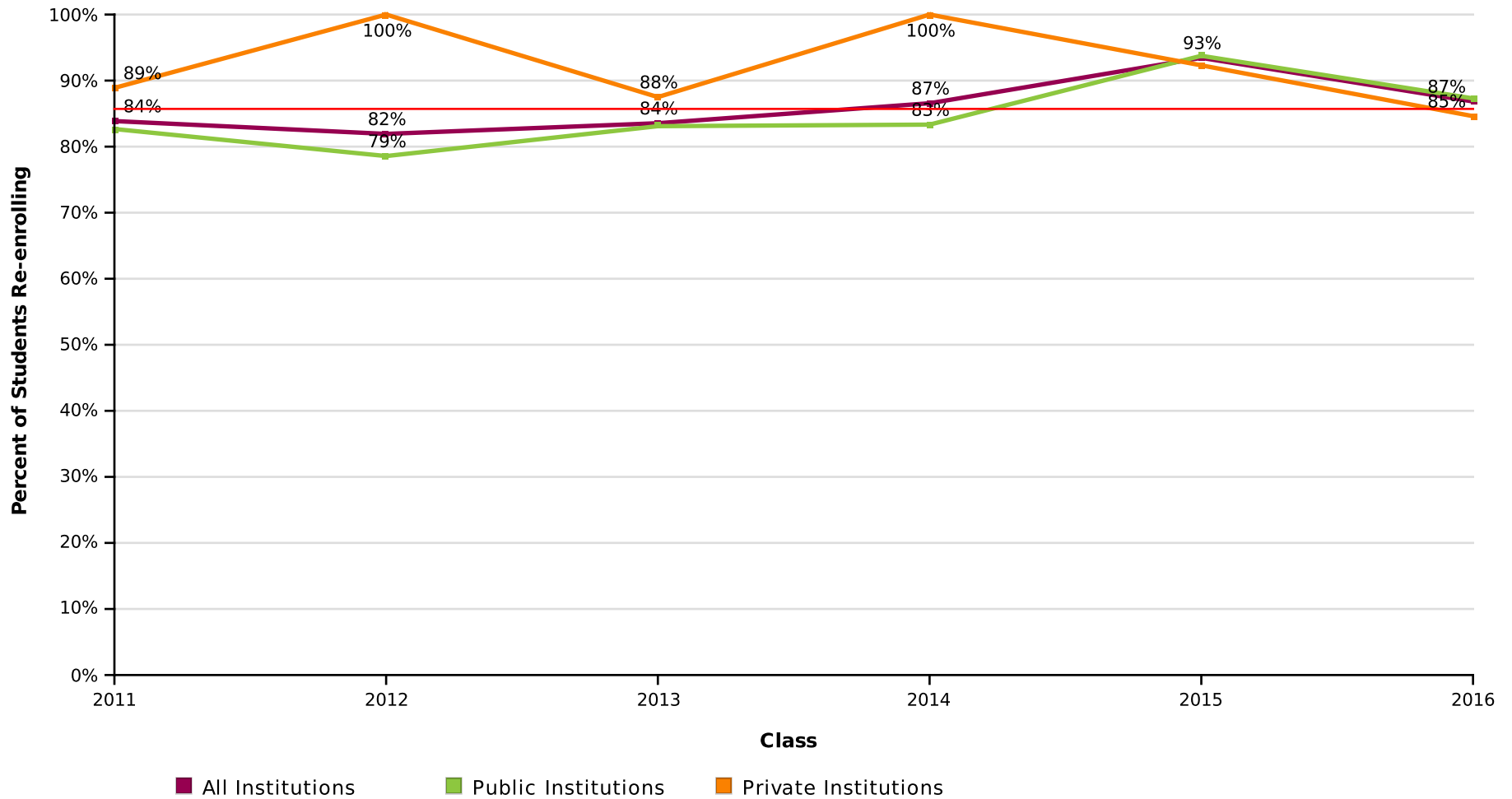
Page 17 of 45

NATIONAL STUDENT
CLEARINGHOUSE

©2012 National Student Clearinghouse. All rights reserved.

Percent of Students Enrolled in College the First Year After High School Who Returned for a Second Year (Freshman to Sophomore Persistence) by Institutional Type

Effective Date = April 11, 2019



AVG = 86%

CARIBOU HIGH SCHOOL

Report Run Date: 05/28/2019 04:00 PM

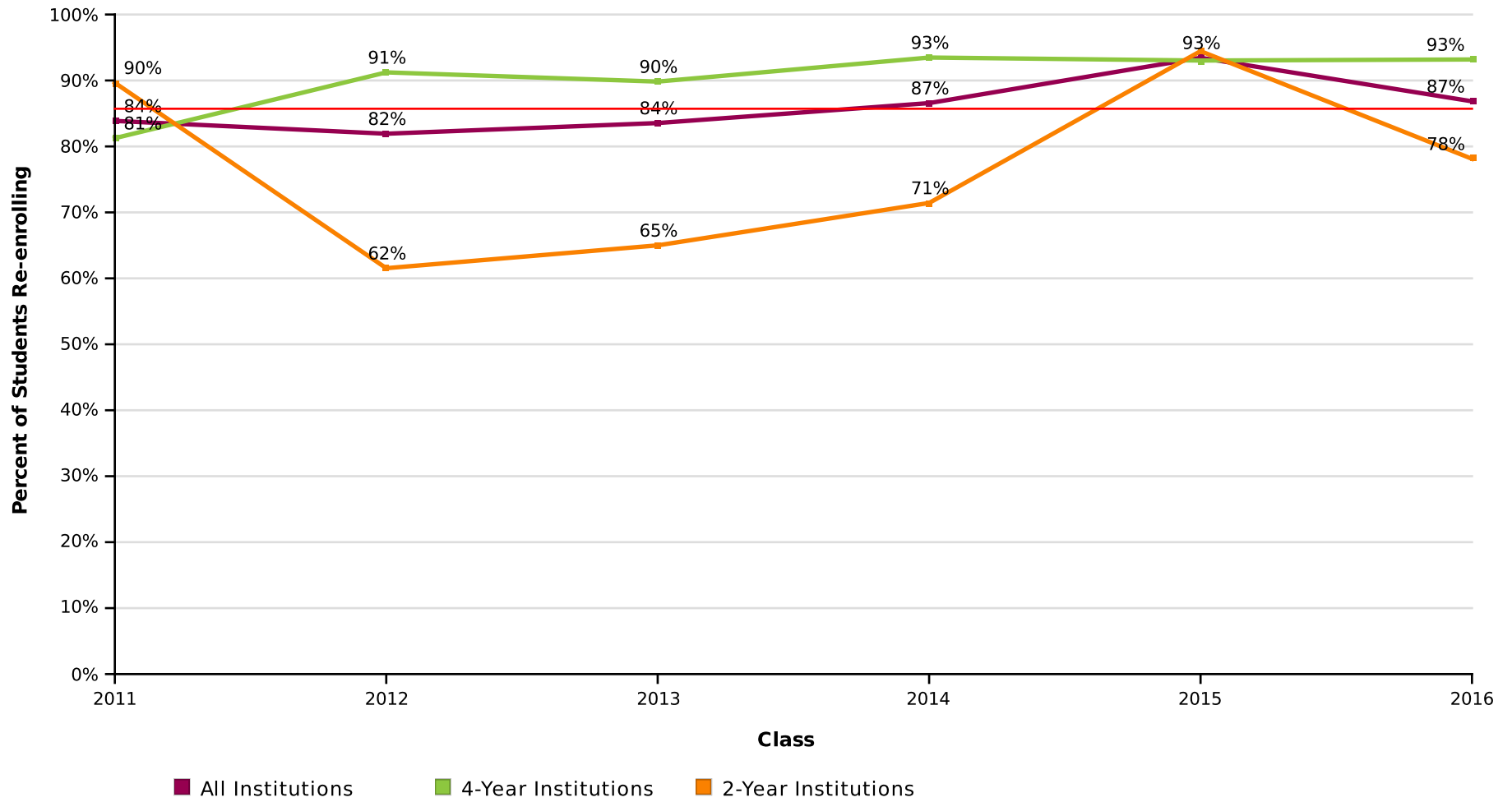
Page 18 of 45

NATIONAL STUDENT
CLEARINGHOUSE

©2012 National Student Clearinghouse. All rights reserved.

Percent of Students Enrolled in College the First Year After High School Who Returned for a Second Year (Freshman to Sophomore Persistence) by Institutional Level

Effective Date = April 11, 2019



AVG = 86%

CARIBOU HIGH SCHOOL

Report Run Date: 05/28/2019 04:00 PM

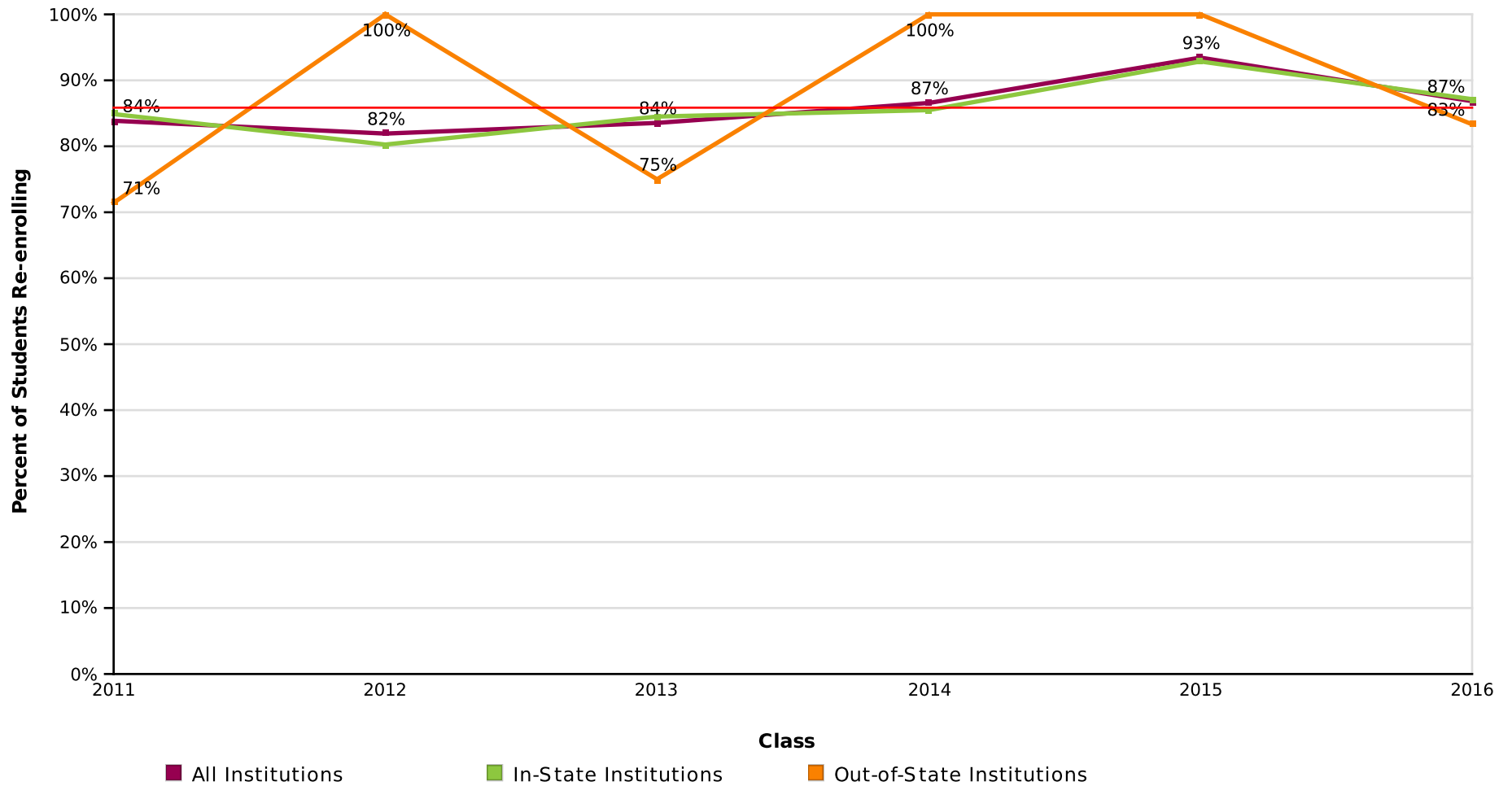
Page 19 of 45

NATIONAL STUDENT
CLEARINGHOUSE

©2012 National Student Clearinghouse. All rights reserved.

Percent of Students Enrolled in College the First Year After High School Who Returned for a Second Year (Freshman to Sophomore Persistence) by Institutional Location

Effective Date = April 11, 2019



AVG = 86%

CARIBOU HIGH SCHOOL

Report Run Date: 05/28/2019 04:00 PM

Page 20 of 45

NATIONAL STUDENT
CLEARINGHOUSE

©2012 National Student Clearinghouse. All rights reserved.

**Count of Students Enrolled in College the First Year After High School Who Returned
for a Second Year (Freshman to Sophomore Persistence)**

Effective Date = April 11, 2019

Class of	2011	2012	2013	2014	2015	2016
Total in the Class	126	109	127	104	98	108
Enrolled Anywhere 1st Year	93	83	79	67	61	76
Enrolled Anywhere 2nd Year	78	68	66	58	57	66
In Public 1st Year	75	70	71	54	48	63
Enrolled Anywhere 2nd Year	62	55	59	45	45	55
In Private 1st Year	18	13	8	13	13	13
Enrolled Anywhere 2nd Year	16	13	7	13	12	11
In 4-Year 1st Year	64	57	59	46	43	44
Enrolled Anywhere 2nd Year	52	52	53	43	40	41
In 2-Year 1st Year	29	26	20	21	18	32
Enrolled Anywhere 2nd Year	26	16	13	15	17	25
In-State 1st Year	86	76	71	62	56	70
Enrolled Anywhere 2nd Year	73	61	60	53	52	61
Out-of-State 1st Year	7	7	8	5	5	6
Enrolled Anywhere 2nd Year	5	7	6	5	5	5

CARIBOU HIGH SCHOOL

Report Run Date: 05/28/2019 04:00 PM

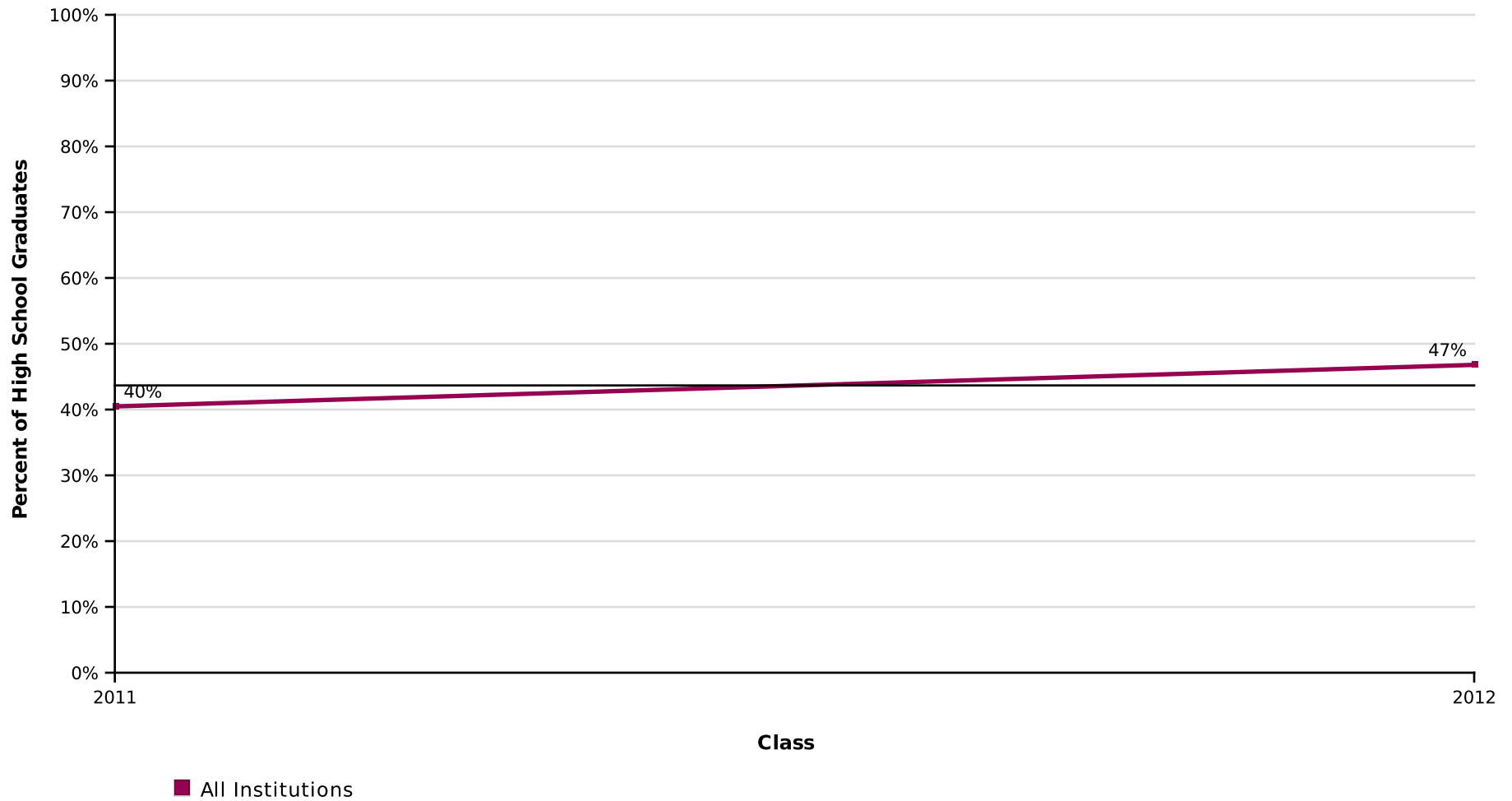
Page 21 of 45

**NATIONAL STUDENT
CLEARINGHOUSE**

©2012 National Student Clearinghouse. All rights reserved.

Percent of High School Class Who Completed a Degree Within Six Years

Effective Date = April 11, 2019



AVG = 43%

CARIBOU HIGH SCHOOL

Report Run Date: 05/28/2019 04:00 PM

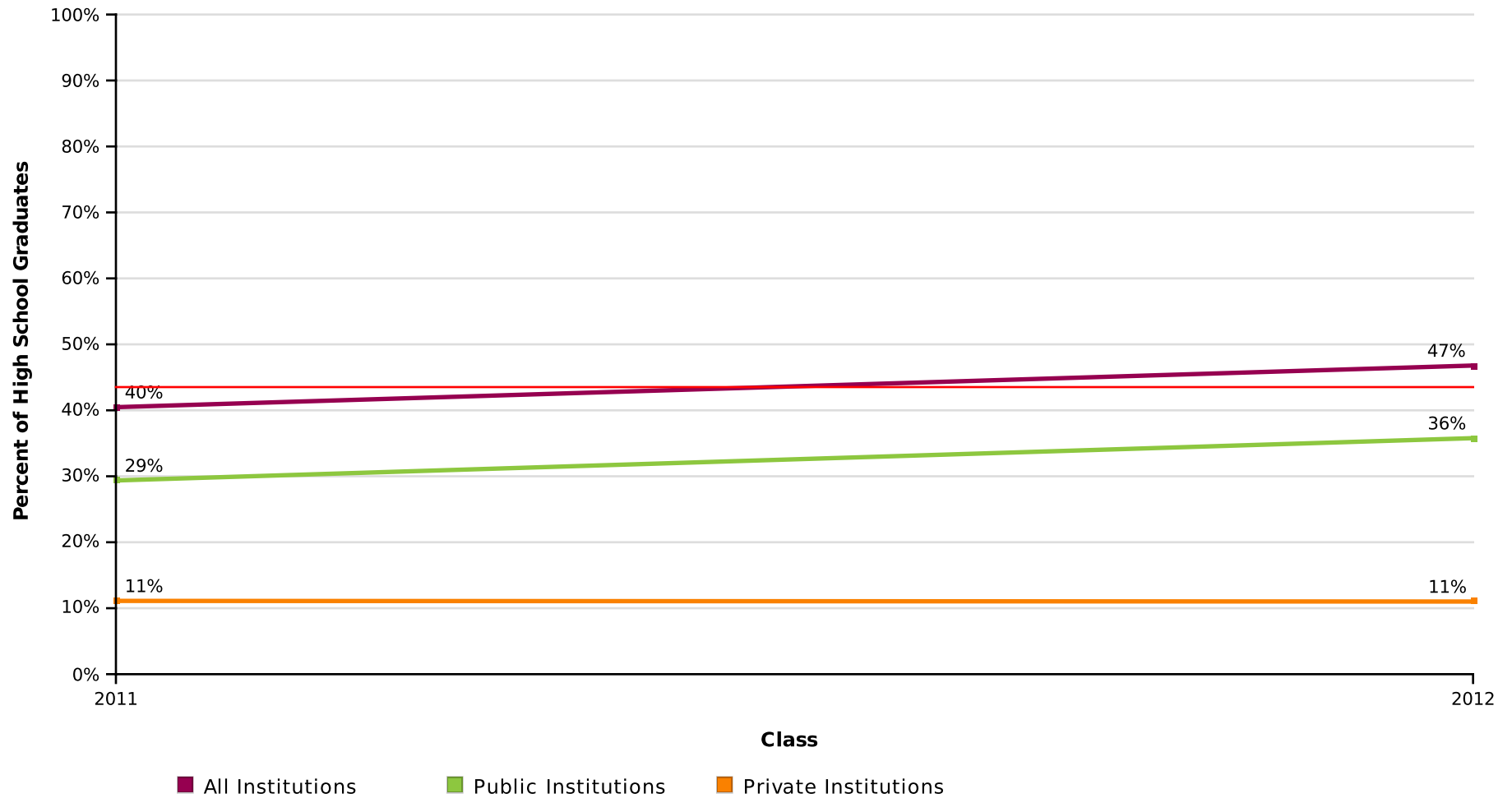
Page 22 of 45

NATIONAL STUDENT
CLEARINGHOUSE

©2012 National Student Clearinghouse. All rights reserved.

Percent of High School Class Who Completed a Degree Within Six Years by Institutional Type

Effective Date = April 11, 2019



AVG = 43%

CARIBOU HIGH SCHOOL

Report Run Date: 05/28/2019 04:00 PM

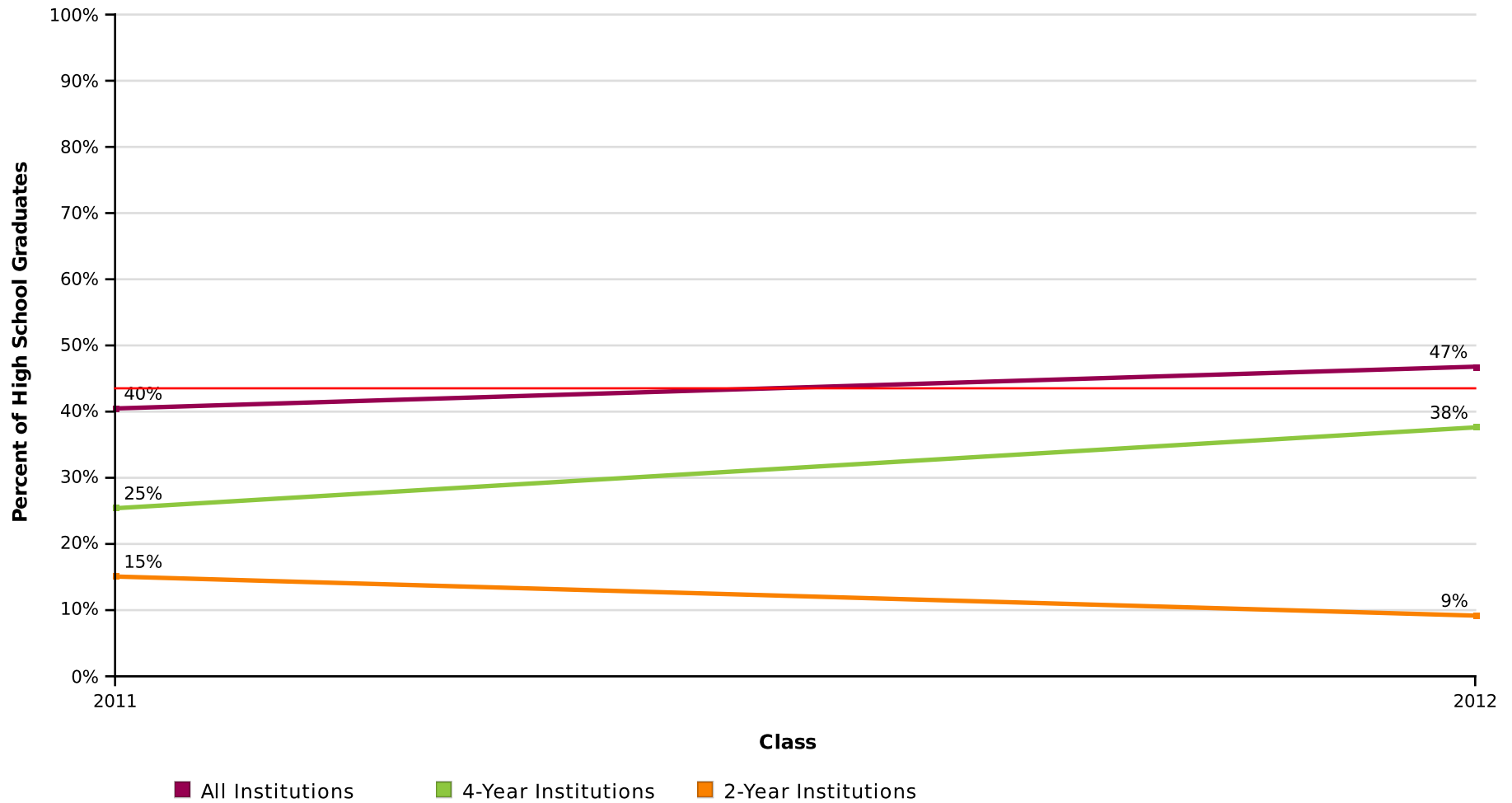
Page 23 of 45

NATIONAL STUDENT
CLEARINGHOUSE

©2012 National Student Clearinghouse. All rights reserved.

Percent of High School Class Who Completed a Degree Within Six Years by Institutional Level

Effective Date = April 11, 2019



AVG = 43%

CARIBOU HIGH SCHOOL

Report Run Date: 05/28/2019 04:00 PM

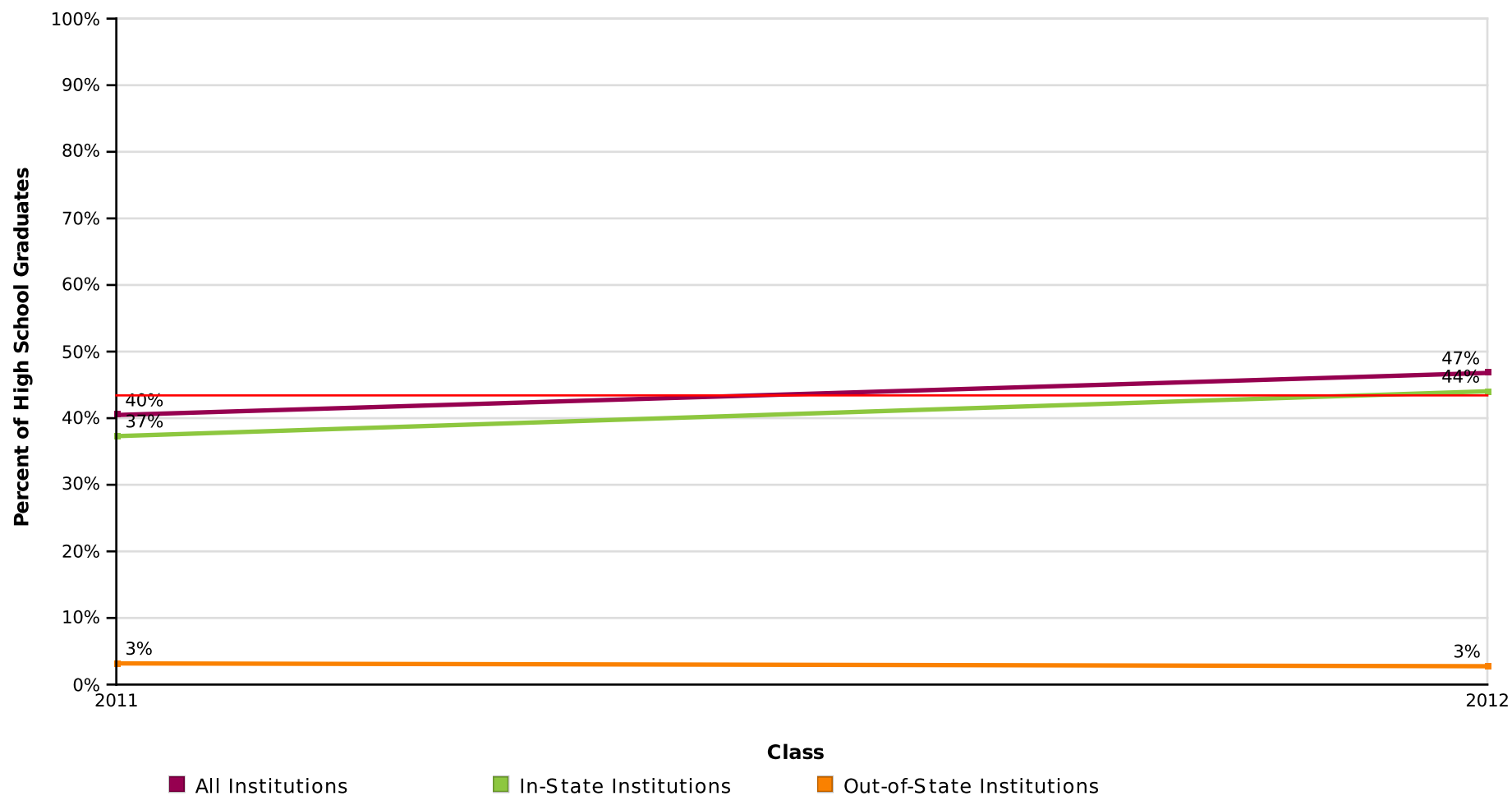
Page 24 of 45

NATIONAL STUDENT
CLEARINGHOUSE

©2012 National Student Clearinghouse. All rights reserved.

Percent of High School Class Who Completed a Degree Within Six Years by Institutional Location

Effective Date = April 11, 2019



CARIBOU HIGH SCHOOL

Report Run Date: 05/28/2019 04:00 PM

Page 25 of 45

**NATIONAL STUDENT
CLEARINGHOUSE**

©2012 National Student Clearinghouse. All rights reserved.

Count of High School Graduates with a College Degree

Effective Date = April 11, 2019

Class of	2011	2012
Total in the Class	126	109
Total With a Degree	51	51
Total from Public	37	39
Total from Private	14	12
Total from 4-Year	32	41
Total from 2-Year	19	10
Total In-State	47	48
Total Out-Of-State	4	3

CARIBOU HIGH SCHOOL

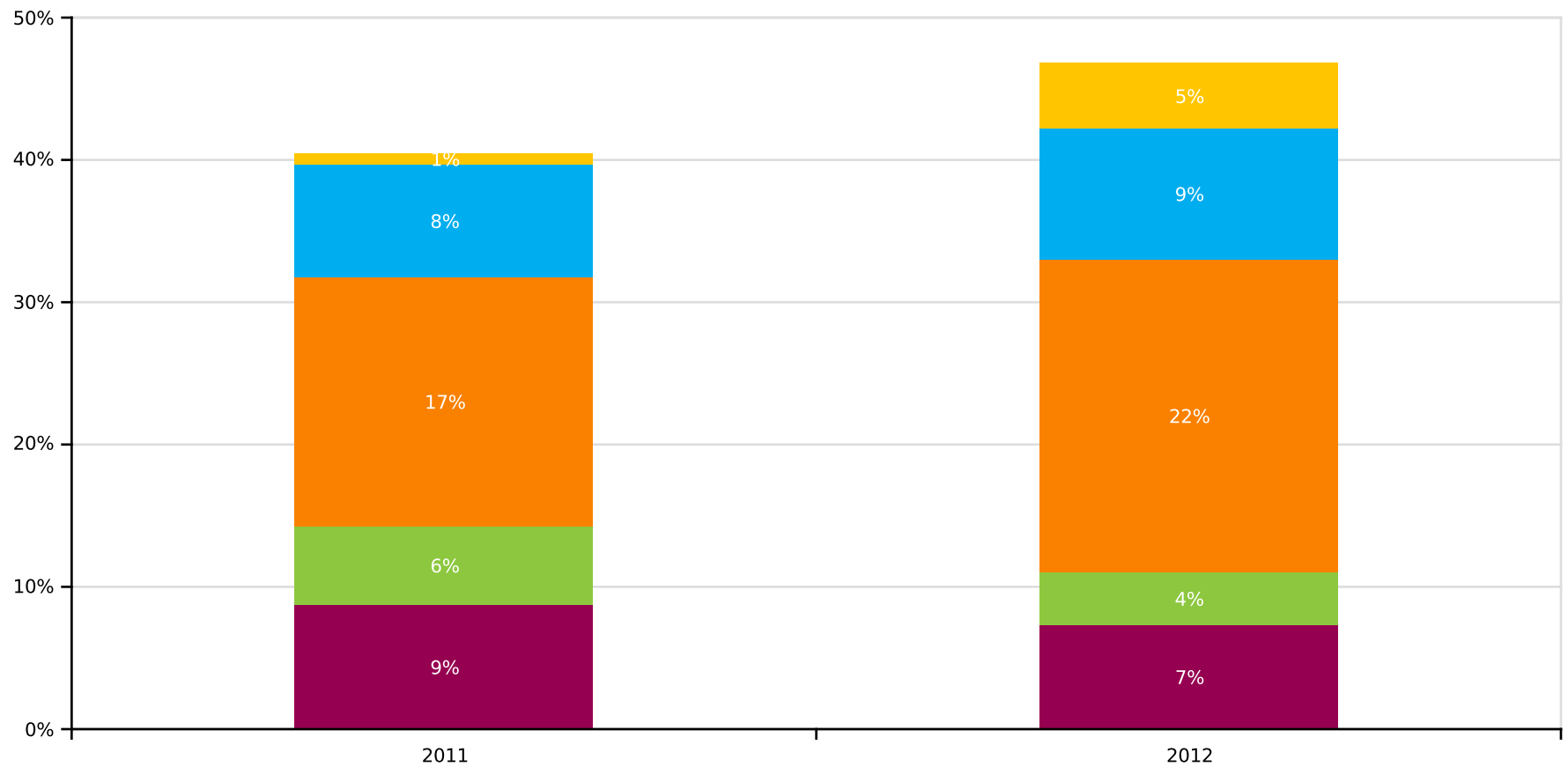
Report Run Date: 05/28/2019 04:00 PM

Page 26 of 45

**NATIONAL STUDENT
CLEARINGHOUSE**

©2012 National Student Clearinghouse. All rights reserved.

Time to College Graduation Within Six Years (Associate's, Bachelor's and Higher)



Graduated in 2 Years or Less Graduated in 3 Years Graduated in 4 Years Graduated in 5 Years
Graduated in 6 Years

CARIBOU HIGH SCHOOL

Report Run Date: 05/28/2019 04:00 PM

Page 27 of 45

NATIONAL STUDENT
CLEARINGHOUSE

©2012 National Student Clearinghouse. All rights reserved.

Count of Time to College Graduation within Six Years

Class of	2011	2012
Total In the Class	126	109
Graduated in 2 Years or Less	11	8
Graduated in 3 Years	7	4
Graduated in 4 Years	22	24
Graduated in 5 Years	10	10
Graduated in 6 Years	1	5

CARIBOU HIGH SCHOOL

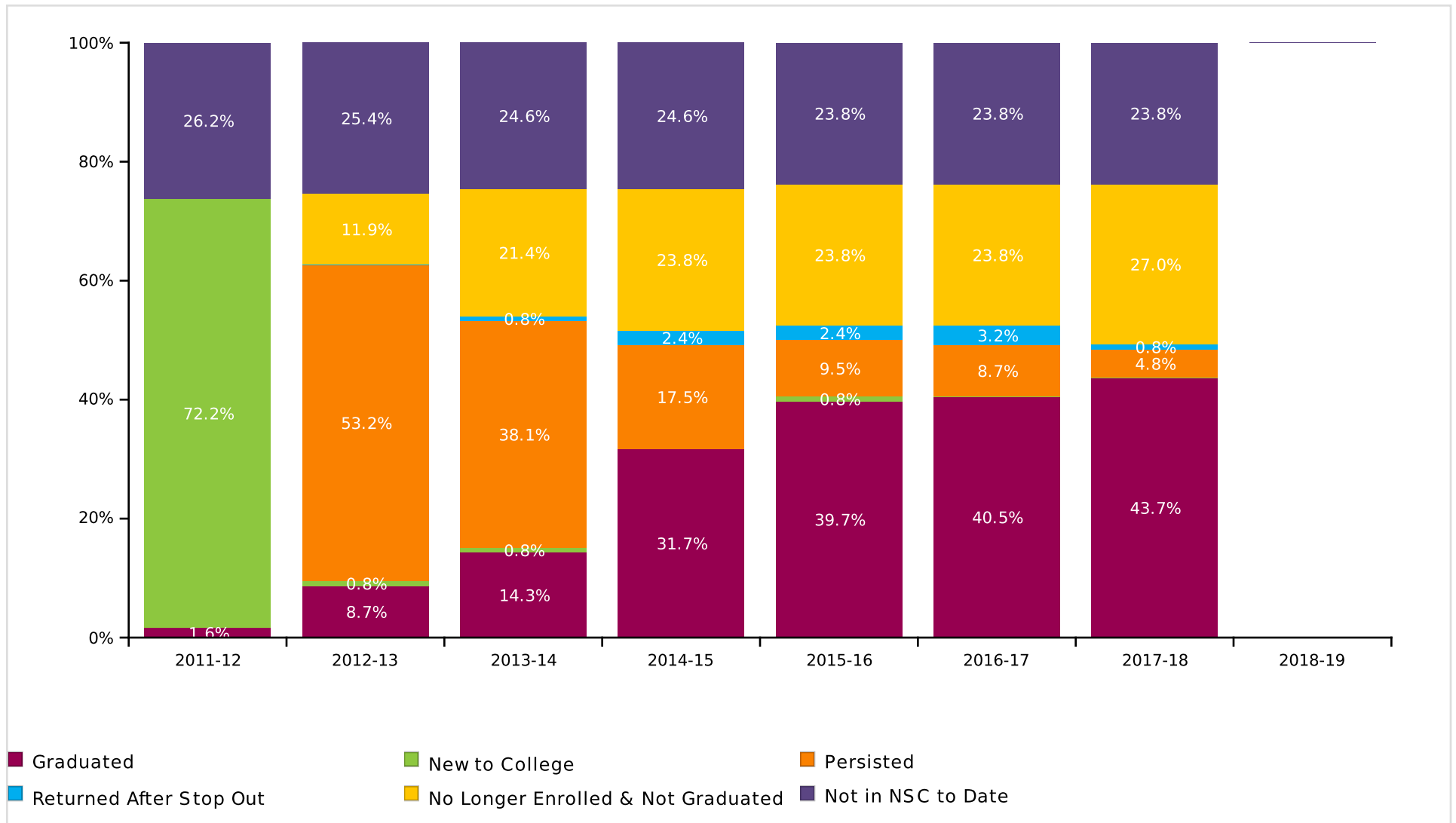
Report Run Date: 05/28/2019 04:00 PM

Page 28 of 45

**NATIONAL STUDENT
CLEARINGHOUSE**

©2012 National Student Clearinghouse. All rights reserved.

Class of 2011 Postsecondary Enrollment and Progress



CARIBOU HIGH SCHOOL

Report Run Date: 05/28/2019 04:00 PM

Page 29 of 45

**NATIONAL STUDENT
CLEARINGHOUSE**

©2012 National Student Clearinghouse. All rights reserved.

Count of Class 2011 Postsecondary Enrollment and Progress

Total in the Class: 126

Academic Years	2011-12	2012-13	2013-14	2014-15	2015-16	2016-17	2017-18	2018-19
New to College	91	1	1	0	1	0	0	0
Persisted	0	67	48	22	12	11	6	0
Returned After Stop Out	0	0	1	3	3	4	1	0
No Longer Enrolled & Not Graduated	0	15	27	30	30	30	34	0
Not in NSC to Date	33	32	31	31	30	30	30	0

CARIBOU HIGH SCHOOL

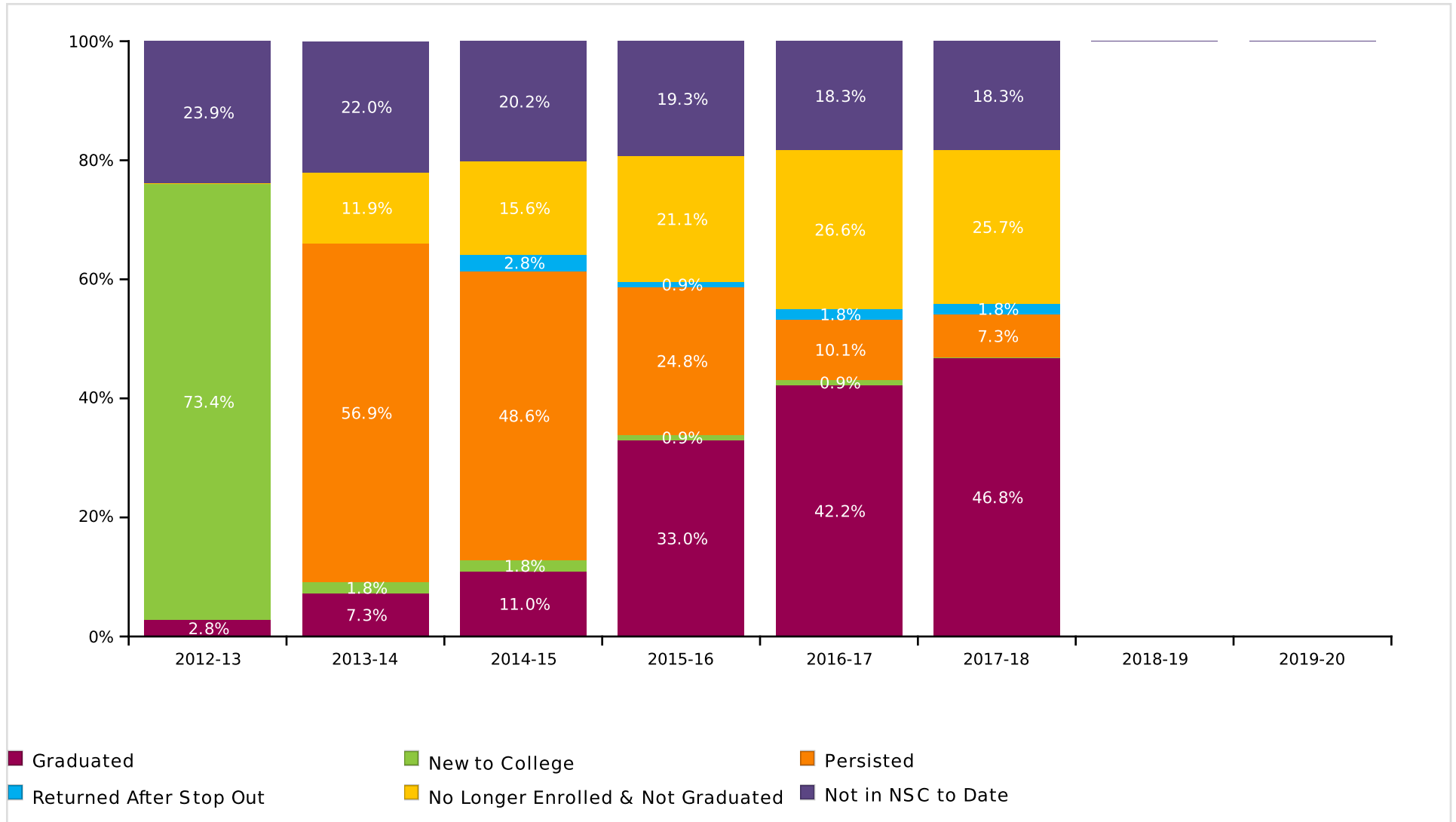
Report Run Date: 05/28/2019 04:00 PM

Page 30 of 45

**NATIONAL STUDENT
CLEARINGHOUSE**

©2012 National Student Clearinghouse. All rights reserved.

Class of 2012 Postsecondary Enrollment and Progress



CARIBOU HIGH SCHOOL

Report Run Date: 05/28/2019 04:00 PM

Page 31 of 45

**NATIONAL STUDENT
CLEARINGHOUSE**

©2012 National Student Clearinghouse. All rights reserved.

Count of Class 2012 Postsecondary Enrollment and Progress

Total in the Class: 109

Academic Years	2012-13	2013-14	2014-15	2015-16	2016-17	2017-18	2018-19	2019-20
New to College	80	2	2	1	1	0	0	0
Persisted	0	62	53	27	11	8	0	0
Returned After Stop Out	0	0	3	1	2	2	0	0
No Longer Enrolled & Not Graduated	0	13	17	23	29	28	0	0
Not in NSC to Date	26	24	22	21	20	20	0	0

CARIBOU HIGH SCHOOL

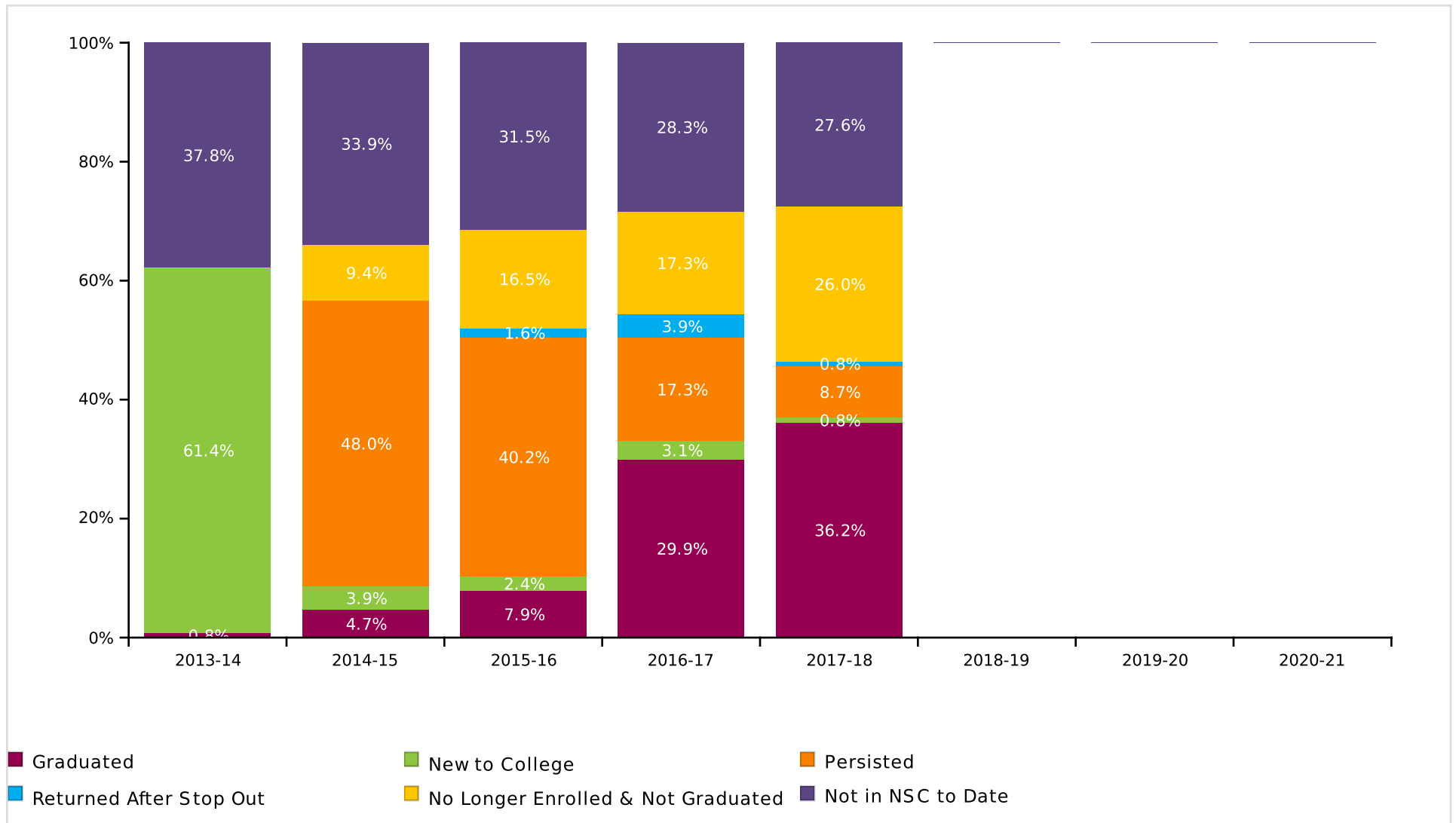
Report Run Date: 05/28/2019 04:00 PM

Page 32 of 45

**NATIONAL STUDENT
CLEARINGHOUSE**

©2012 National Student Clearinghouse. All rights reserved.

Class of 2013 Postsecondary Enrollment and Progress



CARIBOU HIGH SCHOOL

Report Run Date: 05/28/2019 04:00 PM

Page 33 of 45

**NATIONAL STUDENT
CLEARINGHOUSE**

©2012 National Student Clearinghouse. All rights reserved.

Count of Class 2013 Postsecondary Enrollment and Progress

Total in the Class: 127

Academic Years	2013-14	2014-15	2015-16	2016-17	2017-18	2018-19	2019-20	2020-21
New to College	78	5	3	4	1	0	0	0
Persisted	0	61	51	22	11	0	0	0
Returned After Stop Out	0	0	2	5	1	0	0	0
No Longer Enrolled & Not Graduated	0	12	21	22	33	0	0	0
Not in NSC to Date	48	43	40	36	35	0	0	0

CARIBOU HIGH SCHOOL

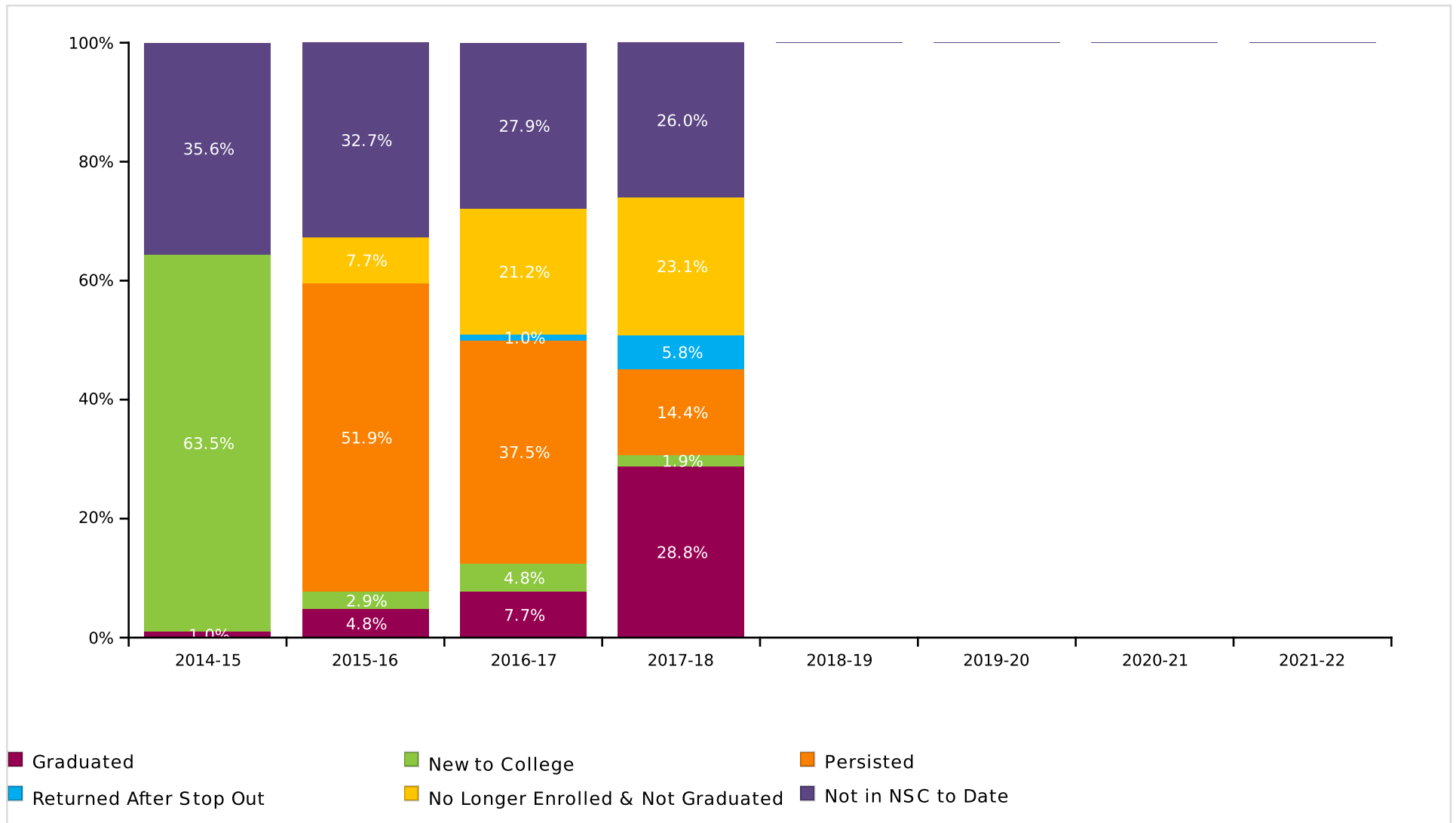
Report Run Date: 05/28/2019 04:00 PM

Page 34 of 45

**NATIONAL STUDENT
CLEARINGHOUSE**

©2012 National Student Clearinghouse. All rights reserved.

Class of 2014 Postsecondary Enrollment and Progress



CARIBOU HIGH SCHOOL

Report Run Date: 05/28/2019 04:00 PM

Page 35 of 45

**NATIONAL STUDENT
CLEARINGHOUSE**

©2012 National Student Clearinghouse. All rights reserved.

Count of Class 2014 Postsecondary Enrollment and Progress

Total in the Class: 104

Academic Years	2014-15	2015-16	2016-17	2017-18	2018-19	2019-20	2020-21	2021-22
New to College	66	3	5	2	0	0	0	0
Persisted	0	54	39	15	0	0	0	0
Returned After Stop Out	0	0	1	6	0	0	0	0
No Longer Enrolled & Not Graduated	0	8	22	24	0	0	0	0
Not in NSC to Date	37	34	29	27	0	0	0	0

CARIBOU HIGH SCHOOL

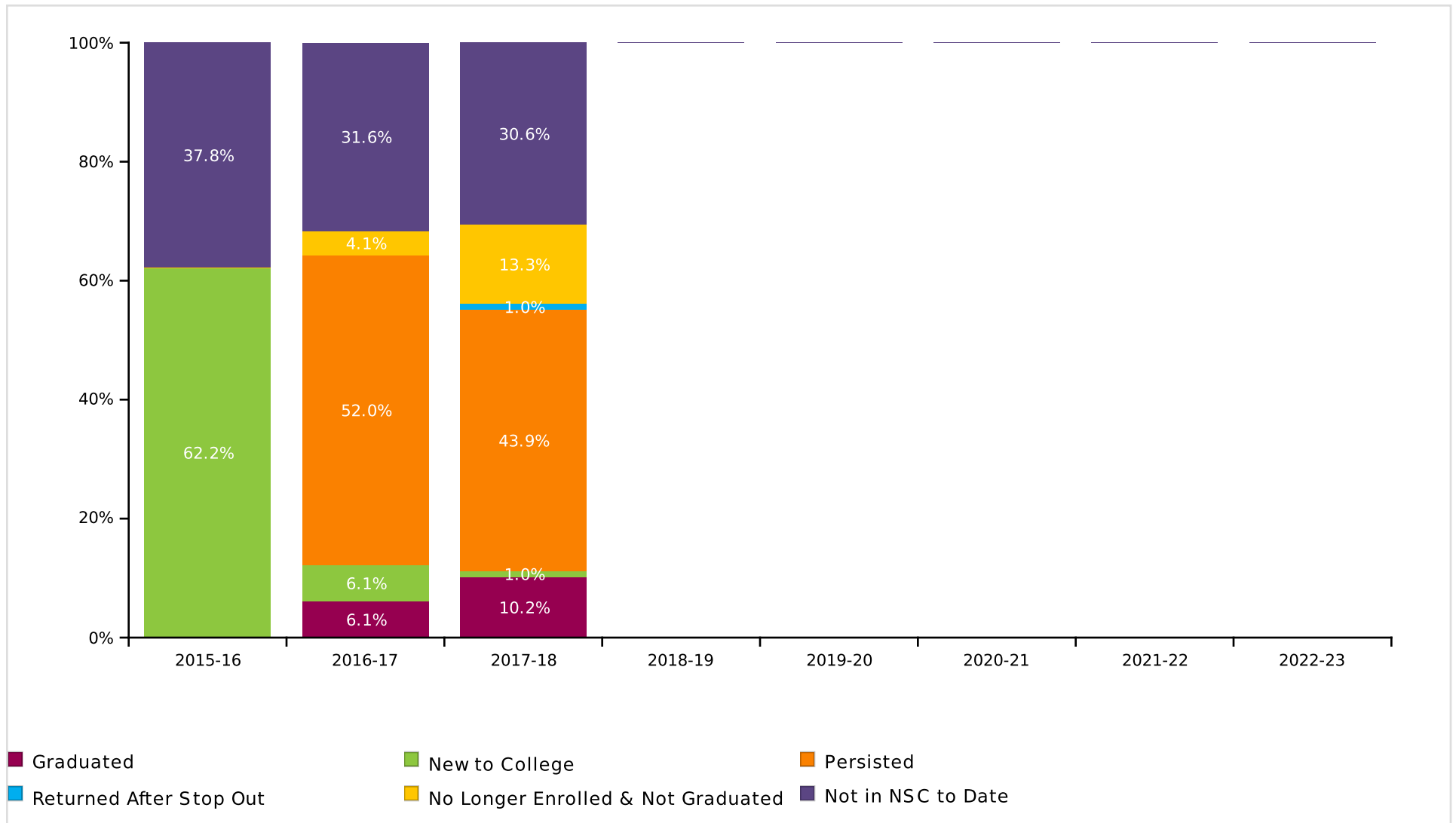
Report Run Date: 05/28/2019 04:00 PM

Page 36 of 45

**NATIONAL STUDENT
CLEARINGHOUSE**

©2012 National Student Clearinghouse. All rights reserved.

Class of 2015 Postsecondary Enrollment and Progress



CARIBOU HIGH SCHOOL

Report Run Date: 05/28/2019 04:00 PM

Page 37 of 45

**NATIONAL STUDENT
CLEARINGHOUSE**

©2012 National Student Clearinghouse. All rights reserved.

Count of Class 2015 Postsecondary Enrollment and Progress

Total in the Class: 98

Academic Years	2015-16	2016-17	2017-18	2018-19	2019-20	2020-21	2021-22	2022-23
New to College	61	6	1	0	0	0	0	0
Persisted	0	51	43	0	0	0	0	0
Returned After Stop Out	0	0	1	0	0	0	0	0
No Longer Enrolled & Not Graduated	0	4	13	0	0	0	0	0
Not in NSC to Date	37	31	30	0	0	0	0	0

CARIBOU HIGH SCHOOL

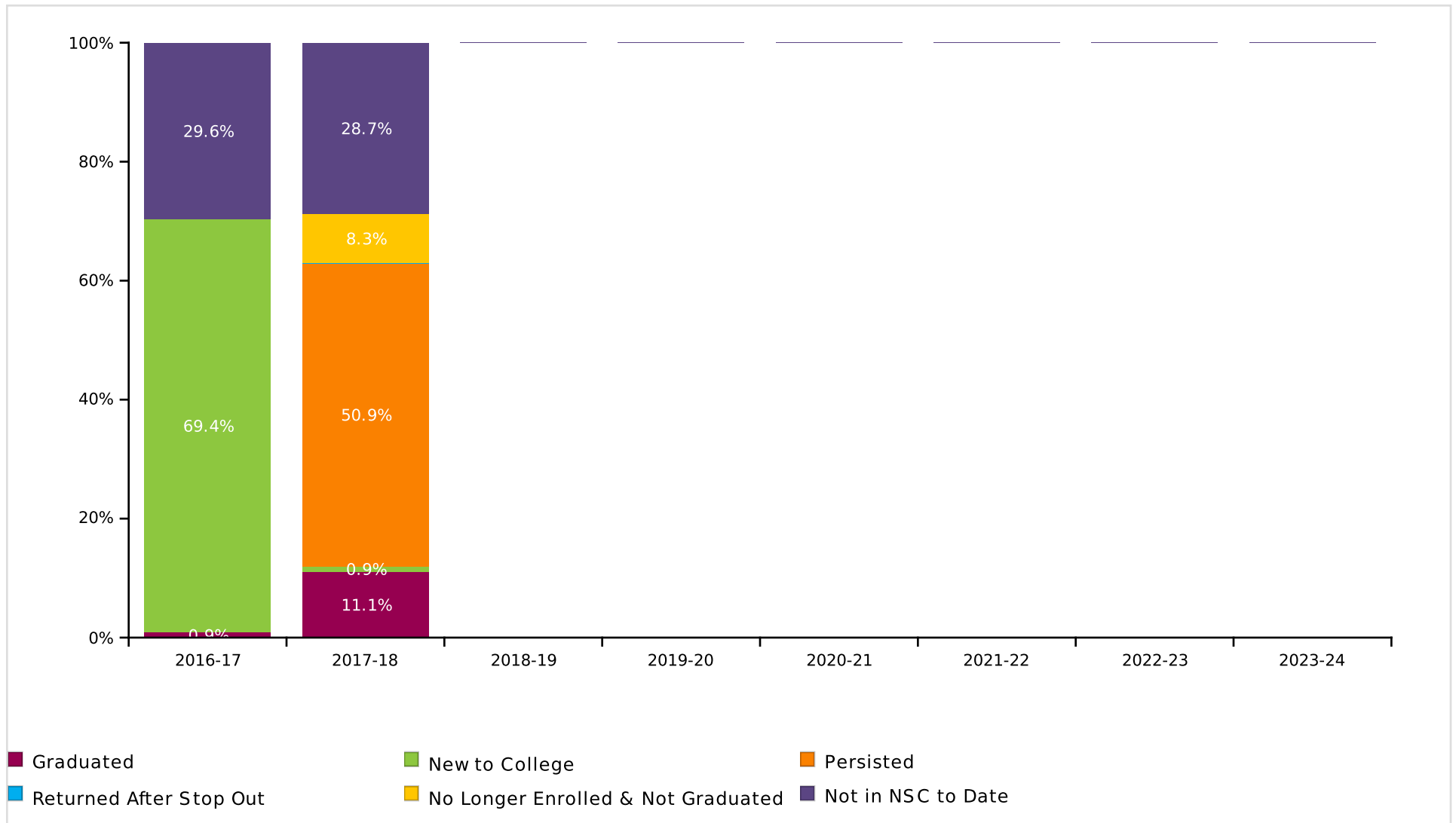
Report Run Date: 05/28/2019 04:00 PM

Page 38 of 45

**NATIONAL STUDENT
CLEARINGHOUSE**

©2012 National Student Clearinghouse. All rights reserved.

Class of 2016 Postsecondary Enrollment and Progress



CARIBOU HIGH SCHOOL

Report Run Date: 05/28/2019 04:00 PM

Page 39 of 45

**NATIONAL STUDENT
CLEARINGHOUSE**

©2012 National Student Clearinghouse. All rights reserved.

Count of Class 2016 Postsecondary Enrollment and Progress

Total in the Class: 108

Academic Years	2016-17	2017-18	2018-19	2019-20	2020-21	2021-22	2022-23	2023-24
New to College	75	1	0	0	0	0	0	0
Persisted	0	55	0	0	0	0	0	0
Returned After Stop Out	0	0	0	0	0	0	0	0
No Longer Enrolled & Not Graduated	0	9	0	0	0	0	0	0
Not in NSC to Date	32	31	0	0	0	0	0	0

CARIBOU HIGH SCHOOL

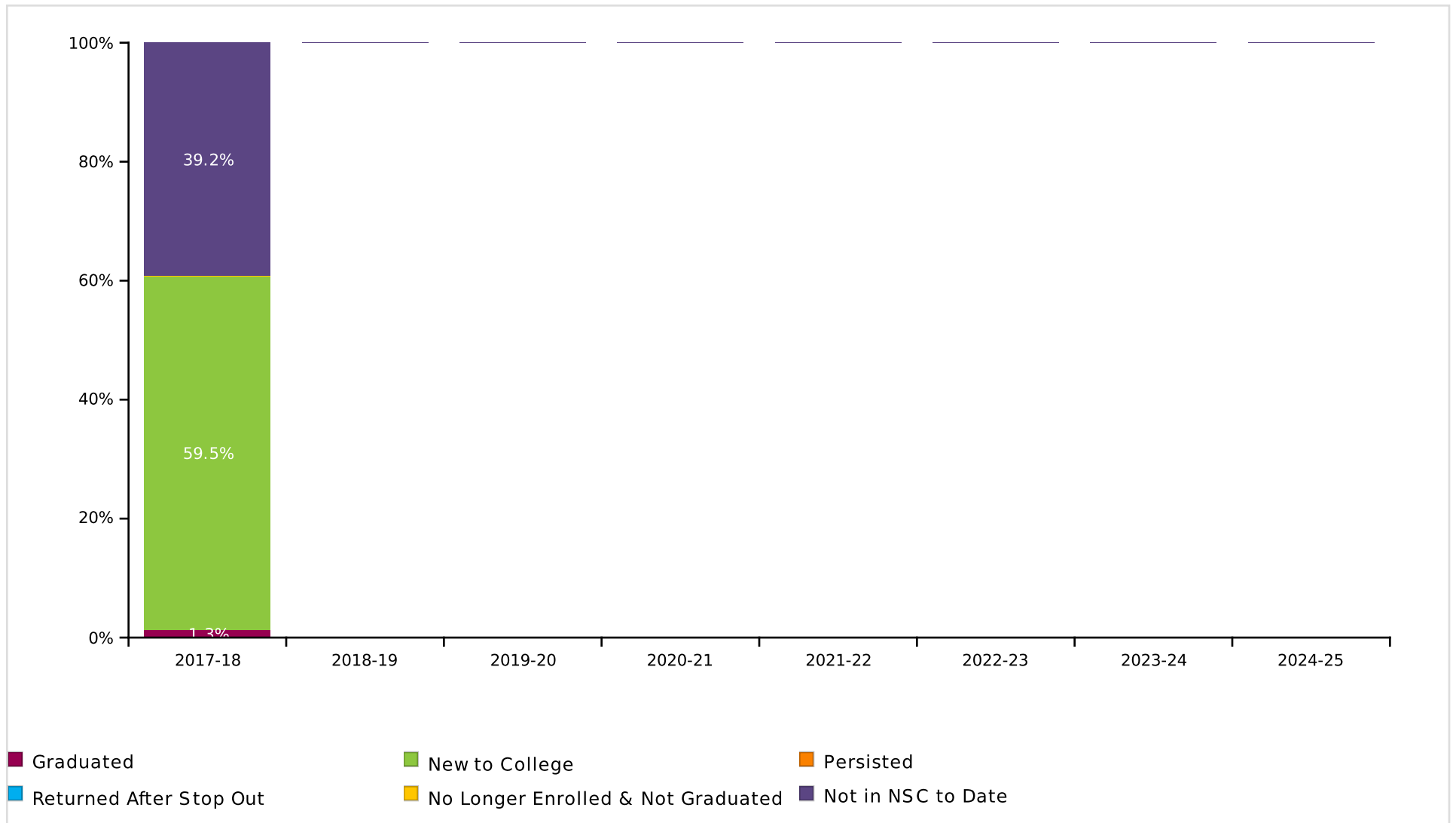
Report Run Date: 05/28/2019 04:00 PM

Page 40 of 45

**NATIONAL STUDENT
CLEARINGHOUSE**

©2012 National Student Clearinghouse. All rights reserved.

Class of 2017 Postsecondary Enrollment and Progress



CARIBOU HIGH SCHOOL

Report Run Date: 05/28/2019 04:00 PM

Page 41 of 45

**NATIONAL STUDENT
CLEARINGHOUSE**

©2012 National Student Clearinghouse. All rights reserved.

Count of Class 2017 Postsecondary Enrollment and Progress

Total in the Class: 79

Academic Years	2017-18	2018-19	2019-20	2020-21	2021-22	2022-23	2023-24	2024-25
New to College	47	0	0	0	0	0	0	0
Persisted	0	0	0	0	0	0	0	0
Returned After Stop Out	0	0	0	0	0	0	0	0
No Longer Enrolled & Not	0	0	0	0	0	0	0	0
Graduated	1	0	0	0	0	0	0	0
Not in NSC to Date	31	0	0	0	0	0	0	0

CARIBOU HIGH SCHOOL

Report Run Date: 05/28/2019 04:00 PM

Page 42 of 45

**NATIONAL STUDENT
CLEARINGHOUSE**

©2012 National Student Clearinghouse. All rights reserved.

**Most Common Institutions of Enrollment in the Fall Immediately following High School Graduation
for All Classes by Number of Students**

Name	Rank	State	Level	Type	Total
NORTHERN MAINE COMMUNITY COLLEGE	1	ME	2-year	Public	150
UNIVERSITY OF MAINE, PRESQUE ISLE	2	ME	4-year	Public	119
UNIVERSITY OF MAINE, ORONO	3	ME	4-year	Public	78
UNIVERSITY OF MAINE, FT KENT	4	ME	4-year	Public	43
HUSSON UNIVERSITY	5	ME	4-year	Private	37
UNIVERSITY OF SOUTHERN MAINE	6	ME	4-year	Public	25
EASTERN MAINE COMMUNITY COLLEGE	7	ME	2-year	Public	19
SOUTHERN MAINE COMMUNITY COLLEGE	8	ME	2-year	Public	9
UNIVERSITY OF NEW ENGLAND	9	ME	4-year	Private	9
BOWDOIN COLLEGE	10	ME	4-year	Private	5
CENTRAL MAINE COMMUNITY COLLEGE	11	ME	2-year	Public	4
SAINT JOSEPH'S COLLEGE OF MAINE	12	ME	4-year	Private	4
THOMAS COLLEGE	13	ME	4-year	Private	4
UNIVERSITY OF MAINE, AUGUSTA	14	ME	4-year	Public	4
UNIVERSITY OF MAINE, FARMINGTON	15	ME	4-year	Public	4
KENNEBEC VALLEY COMMUNITY COLLEGE	16	ME	2-year	Public	3
MAINE MARITIME ACADEMY	17	ME	4-year	Public	3
SOUTHERN NEW HAMPSHIRE- 15WEEK	18	NH	4-year	Private	3
CASE WESTERN RESERVE UNIVERSITY	19	OH	4-year	Private	2
CEDARVILLE UNIVERSITY	20	OH	4-year	Private	2
GORDON COLLEGE	21	MA	4-year	Private	2
LIBERTY UNIVERSITY	22	VA	4-year	Private	2
UNIVERSITY OF NORTHWESTERN OHIO - COLL OF TECH	23	OH	4-year	Private	2
VIRGINIA POLYTECH AND STATE UNIV	24	VA	4-year	Public	2
WASHINGTON COUNTY COMMUNITY COLLEGE	25	ME	2-year	Public	2

CARIBOU HIGH SCHOOL

Report Run Date: 05/28/2019 04:00 PM

Page 43 of 45

**NATIONAL STUDENT
CLEARINGHOUSE**

©2012 National Student Clearinghouse. All rights reserved.

Appendix

Graphs (in order of appearance)	Description
Percent of Students Enrolled in College the Fall Immediately Following Graduation From High School (pp. 2-5)	Percentage of high school students who enrolled in a two- or four- year postsecondary institution in the fall semester immediately following graduation. The fall semester immediately following graduation is defined as any college enrollment between August 15 and October 31. The student must have an active enrollment between these dates. Shown only for classes which have completed a fall semester.
Percent of Students Enrolled in College at Any Time During the First Year After High School (pp. 7-10)	Percentage of high school students who enrolled in a two- or four-year postsecondary institution in the academic year immediately following graduation. The first year after high school includes any college enrollment where a student had active enrollment between August 15 of the graduation calendar year and August 14 of the following calendar year.*
Percent of Students Enrolled in College at Any Time During the First Two Years After High School (pp. 12-15)	Percentage of high school students who enrolled in a two- or four-year postsecondary institution in the academic year immediately following graduation. The two years after high school includes any college where the student had active enrollment between August 15 of the graduation calendar year and August 14 of the following two calendar years.*
Percent of Students Enrolled in College the First year After High School Who Returned for a Second Year (pp. 17-20)	Percentage of students who remained enrolled (persisted) in postsecondary education from the first year to the second year. Note: The graphs show the percentage of students who remained enrolled at any postsecondary institution, not retention at the same institution. Shown only for classes which have completed the first two years after high school.
Percent of High School Class with a College Degree Within Six Years (pp. 22-25)	The six-year degree completion rate at two- and four- year institutions. Shown only for classes where six academic years have passed since high school graduation. When a student has a degree with an award date that is more than 6 years after high school year, it will not be counted in this report; it will be reported in the student-level Detail Report. Only associate's, bachelor's, and advanced degrees are counted in these rates. Certificates are not included in these counts but will be included in the student-level Detail Report.
Time to College Graduation Within Six Years (p. 27)	This graph shows the time to first degree broken down by the number of academic years since the students graduated from high school.
Class of XXXX Postsecondary Enrollment and Progress (each class year is on its own page)	<p>Progress of a single class of students (cohort) through postsecondary education up to eight years after high school graduation. Each segment of the bar chart corresponds to one of the following definitions:</p> <p>GRADUATED: Student has completed an associate's, bachelor's or higher degree (certificates are not included). Once a student is counted as a graduate, s/he is not counted again elsewhere in the report. A Graduated Record is reported before all other possible categories (e.g. New to College, Persisted, etc.)</p> <p>NEW TO COLLEGE: First year that the student was found in the Clearinghouse database.</p> <p>PERSISTED: Student was enrolled during the previous year and continues to be enrolled in the current year. The graphs show the student's continued enrollment at any postsecondary institution, not retention at the same institution.</p> <p>RETURNED AFTER STOP OUT: Student was enrolled, did not appear in postsecondary education the following year, and reappeared in a year thereafter.</p> <p>NO LONGER ENROLLED & NOT GRADUATED: Student was enrolled in postsecondary education, is not currently enrolled and there is no record of completion.</p> <p>NOT IN NSC TO DATE: Student was not found in the Clearinghouse database.**</p>
Most Common Institutions of Enrollment in the Fall Immediately Following Graduation from High School for All Classes - by Number of Students	A comprehensive list of the top 25 most frequently attended postsecondary institutions your students attended in the first fall following high school graduation.

Term	Definition
Effective Date	Set by Clearinghouse's Research Center three times per year- Fall, Spring and Summer. The date will be noted in the Report File Name and within the StudentTracker application. The date is established to ensure that your StudentTracker reports provide the most comprehensive enrollment and degree data provided by the colleges and universities for a given period, and that all secondary education institutions are matched against the same set of post-secondary data. Reports generated in between effective dates will be processed against the most recent effective date; no new data will be reported.
High School Class (labeled by graduation year)	Includes all students who graduated high school between September 1 of the previous year and August 31 of the graduation year. Also referred to as a cohort.
Academic Year	Defined as any collegiate enrollment that occurs between August 15 of one year and August 14 of the following year.
Institutional Level	Indicates the level of degree predominantly offered by the institution (i.e. two-year or four-year).
Institutional Type	Indicates whether the institution is controlled publically or by a private entity.
Institutional Location	Indicates if an institution is in-state or out-of-state based on the comparison between the states where the institution and the high school are located.
Demographic Packet	A packet of reports for many of the same outcomes described above but stratified by the Demographic data elements you provided in your Diploma or Request file, if any. The Demographic data elements are: Gender, Ethnicity, Economic Disadvantage indicator, Disability indicator, English Language Learner.
Academic Packet	A packet of reports for many of the same outcomes described above but stratified by the Academic data elements you provided in your Diploma or Request file, if any. The Academic data elements are: Math Assessment 8th grade and high school, English Assessment 8th grade and high school, Dual Enrollment indicator and Number of Semesters of Math completed.

*Revised in Spring 2016 to display the recent high school class even though the full time period has not elapsed

**Institutions that participate in the Clearinghouse represent more than 98% of the nation's two- and four- year postsecondary enrollment. Students who are enrolled in postsecondary institutions that do not participate in the Clearinghouse are not in the Clearinghouse database.