

ACCESSING THE VESL MAINE DMR HARVESTER APPLICATION (iOS and ANDROID)

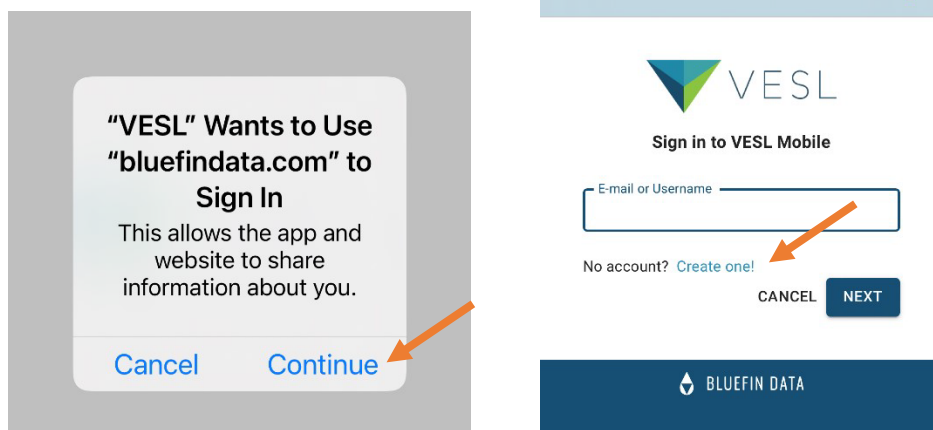
1. From the Apple App Store or Google Play Store search for VESL (Bluefin Data LLC) and download/install the app.

[VESL - Apps on Google Play](#)

[VESL on the App Store \(apple.com\)](#)



2. Click on the VESL icon on your phone once it has downloaded. You will be asked to Sign In. Click "Continue". Click "Create one!" to set up your account.



3. Click on the button to "Register with Bluefin Data".



Getting Started

Register by linking your account with

Sign in with Fish Online
Also known as NOAA: GARFO
Sign in with your NOAA
Greater Atlantic Regional
Field Office Account

Or directly with us:

Register with Bluefin Data
Also known as VESL Account
Registration takes less than
60 seconds



4. Enter your email address, name, and select the time-zone (Eastern) using the drop-down arrow. Click “REGISTER” once you’ve entered the necessary information.



Create account

E-mail address

First name Last name

Timezone
(UTC-05:00) Eastern Time

By creating an account, you agree to our
[terms of use](#) and [privacy policy](#).

LOGIN INSTEAD

REGISTER

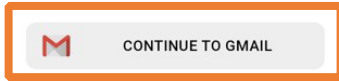
This site is protected by reCAPTCHA and the Google [Privacy Policy](#) and [Terms of Service](#) apply.



5. Click on “CONTINUE TO (EMAIL)” to confirm your email address. You should have received an email from Bluefin.



Confirm email address



Click the button above to check your email. The confirmation message was sent to

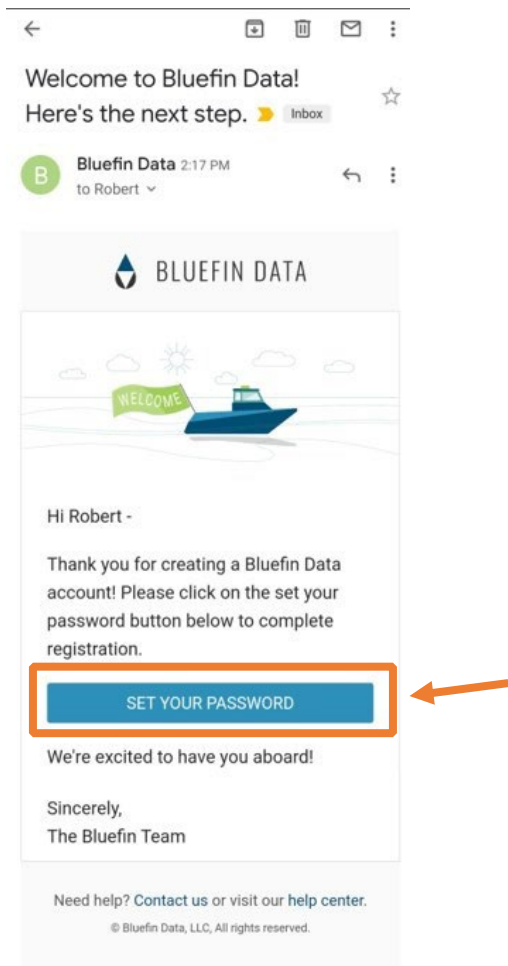
rob.watts@maine.gov

(You may need to check your spam folder)

You'll use this to finish setting up your account.



6. If the email from Bluefin isn't in your Inbox, check your "Junk" or "Spam" folders. Once you find the email, click "SET YOUR PASSWORD".



7. Type the password of your choice into the Password box. You can toggle between viewing or hiding your password by clicking the “eye” (see below). Once you have selected your password, click “SET.”

A screenshot of the 'Set your password' form on a mobile device. The form has a title 'Set your password' and a 'Password' input field with a placeholder 'Type your password here!'. An orange arrow points to the input field. Below the input field is a strength indicator showing a red kraken icon and the text '(kraken). Now THAT'S a password!'. A blue 'SET' button is located below the strength indicator. An orange arrow points to the 'SET' button. To the left of the form is a virtual keyboard with numbers, symbols, and letters. The form also includes a 'Confirm Password' input field and a 'Strength' indicator at the bottom.

8. Next, you will select who you are reporting to. Click the drop-down arrow and select "Maine Department of Marine Resources". After selecting Maine DMR, make sure the "Form" selected is 'DMR Harvester Report' and then fill out your personal information (Name, Landings #, Phone #, DOB). Click "SUBMIT" when you are done.

Welcome to
beta.vesldata.com

VESL
WELC...

Welcome to

Let's get started by telling us who you report to.

Complete the form below to request access to your agency's form.

Agency *

Maine Department of Marine Resources

NOAA Southeast Regional Office

Form *

DMR Harvester Report

Harvester Name*

Landings Number*

Your Info

Phone*

Birth Date*

mm/dd/yyyy

SUBMIT

9. You will receive a screen saying your request was submitted. Click "OKAY" so DMR Landings Program staff can verify your account.

Complete the form below to request access to your agency's form

Request Submitted

Your request has been submitted.

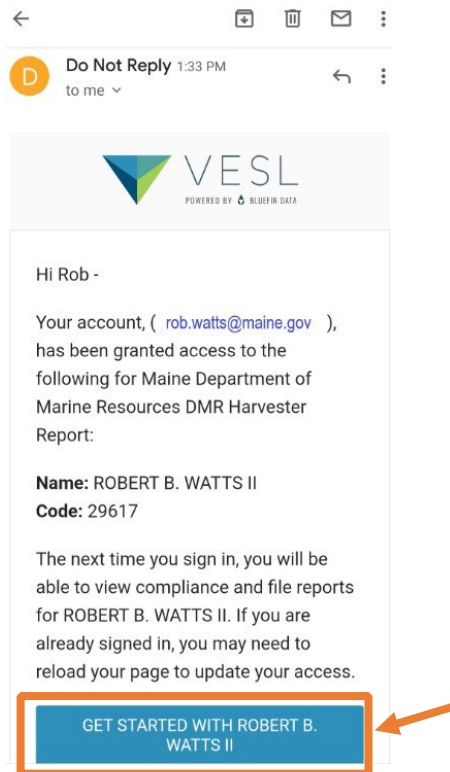
It may take several business days for the agency to process your request.

We will email you when your access is granted. You may also log back in from time to time to see if your access has been granted.

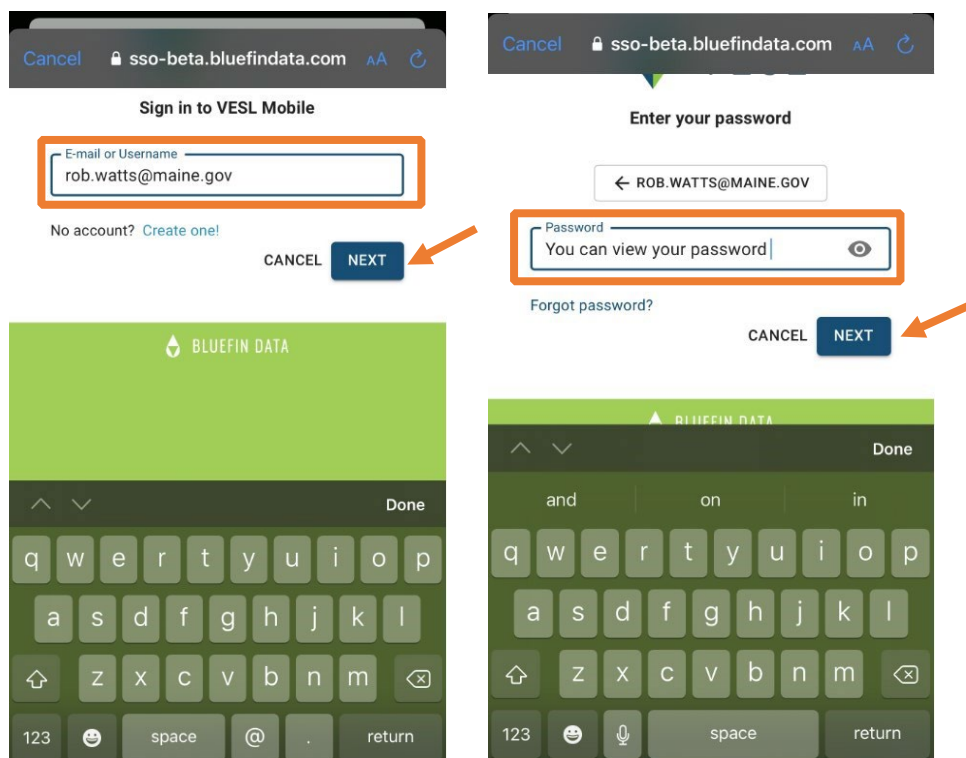
If you have multiple requests to make, please submit the form for each individual request.

OKAY

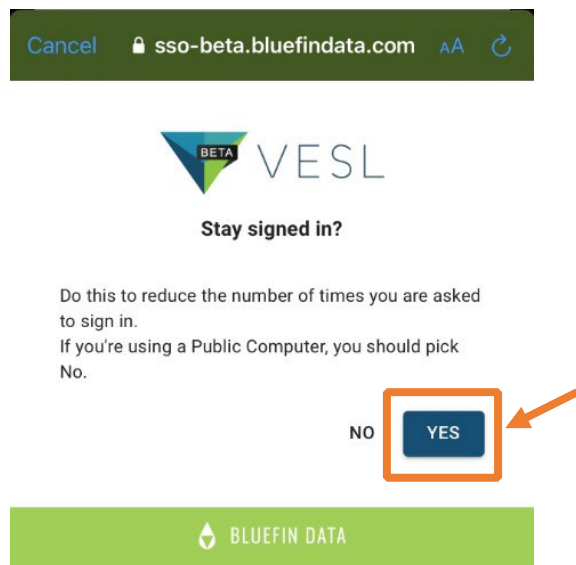
10. Once your account is verified, you will receive an email from Bluefin Data LLC indicating that your access to the VESL harvester reporting program has been granted. If you click “GET STARTED WITH (NAME)”, it will take you to the VESL harvester reporting program.



11. Enter your email and click “NEXT”, then enter your Password and click “NEXT”.



12. When logging-in for the first time, you'll receive the following screen. Click "YES" to 'Stay Signed In' so you **will not** have to log-in each time you use the program. Click "NO," if you want to log-in each time you use the program. Once logged in, you can view your compliance status and file negative reports. To submit positive reports, you'll need to click on the VESL app icon on your phone.



Cancel sso-beta.bluefindata.com AA ↻

BETA VESL

Stay signed in?

Do this to reduce the number of times you are asked to sign in.
If you're using a Public Computer, you should pick No.

NO YES

BLUEFIN DATA