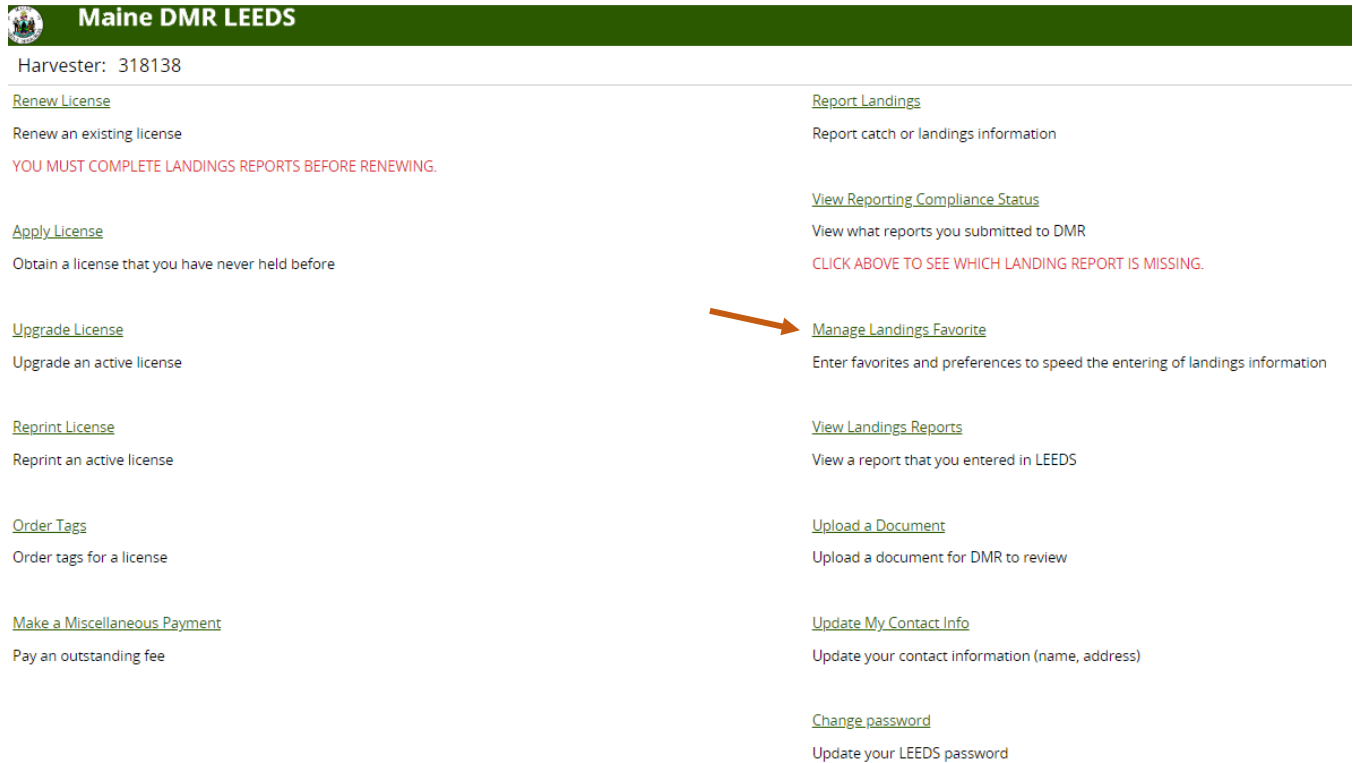


## MANAGE LANDINGS FAVORITES

1. Click on “Manage Landings Favorites” to edit your favorites/preferences for landings report. Any favorites you set here will automatically fill in when you enter your electronic catch or landings. You’ll only be able to set favorites for one license or compliance report type, so if you fish primarily for one species, you may want to select favorites based on how you fish for that species.

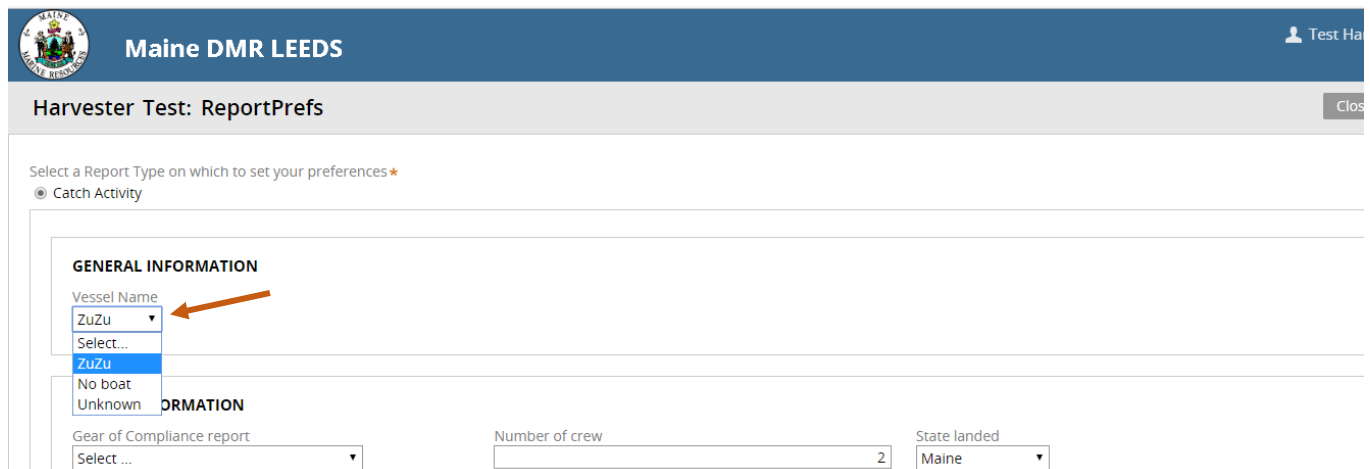


**Maine DMR LEEDS**

Harvester: 318138

<a href="#">Renew License</a> Renew an existing license <b>YOU MUST COMPLETE LANDINGS REPORTS BEFORE RENEWING.</b>	<a href="#">Report Landings</a> Report catch or landings information
<a href="#">Apply License</a> Obtain a license that you have never held before	<a href="#">View Reporting Compliance Status</a> View what reports you submitted to DMR <b>CLICK ABOVE TO SEE WHICH LANDING REPORT IS MISSING.</b>
<a href="#">Upgrade License</a> Upgrade an active license	<a href="#">Manage Landings Favorite</a> Enter favorites and preferences to speed the entering of landings information
<a href="#">Reprint License</a> Reprint an active license	<a href="#">View Landings Reports</a> View a report that you entered in LEEDS
<a href="#">Order Tags</a> Order tags for a license	<a href="#">Upload a Document</a> Upload a document for DMR to review
<a href="#">Make a Miscellaneous Payment</a> Pay an outstanding fee	<a href="#">Update My Contact Info</a> Update your contact information (name, address)
	<a href="#">Change password</a> Update your LEEDS password

2. This first favorites section is “General Information.” Here, you can set vessel name to your primary vessel using the drop-down arrow. If you choose to set up your favorites for a fishery that you aren’t using a boat for, you can select “No boat.”




**Maine DMR LEEDS** Test Ha

Harvester Test: ReportPrefs Clos

Select a Report Type on which to set your preferences \*

Catch Activity

**GENERAL INFORMATION**

Vessel Name 

ZuZu  
Select...  
ZuZu  
No boat  
Unknown

**GENERAL INFORMATION**

Gear of Compliance report: Select ...

Number of crew: 2

State landed: Maine

- The second favorites section is "Effort Information." Here, you can set favorites related to gear type, gear quantity, fishing depth, number of crew, sea time, port landed, statistical area, etc. In the first example, the harvester's primary fishery is lobster so we've selected favorites based on that.

Test Ha

**Harvester Test: ReportPrefs** Close

Select a Report Type on which to set your preferences \*

Catch Activity

---

**GENERAL INFORMATION**

Vessel Name  
ZuZu

---

**EFFORT INFORMATION**

Gear of Compliance report POT & TRAP LOBSTER *	Number of crew 2 *	State landed Maine *
Quantity of gear 200 *	Fishing time units * <input checked="" type="radio"/> Days <input type="radio"/> Hours <input type="radio"/> Minutes	Port landed Boothbay Harbor *
Number of sets 50 *	Sea time 8 *	Area fished Mill Cove *
Total gear in water 600 *	Sea time units * <input type="radio"/> Days <input checked="" type="radio"/> Hours <input type="radio"/> Minutes	Distance from shore * <input checked="" type="radio"/> 0-3 miles <input type="radio"/> 3-12 miles <input type="radio"/> 12+ miles
Depth 60 *	<input type="radio"/> Days <input type="radio"/> Weeks	Statistical Area 513 *
Depth unit * <input type="radio"/> Fathoms <input checked="" type="radio"/> Feet		Zone E *

In the second example, the harvester's primary fishery is scallop dragging so we've selected favorites based on that.

Test Ha

**Harvester Test: ReportPrefs** Close

Select a Report Type on which to set your preferences \*

Catch Activity

---

**GENERAL INFORMATION**

Vessel Name  
ZuZu

---

**EFFORT INFORMATION**

Gear of Compliance report DREDGE SCALLOP CHAIN *	Number of crew 3 *	State landed Maine *
Quantity of gear 1 *	Fishing time units * <input type="radio"/> Days <input type="radio"/> Hours <input checked="" type="radio"/> Minutes	Port landed Stonington *
Number of sets 15 *	Sea time 6 *	Area fished Jericho Bay *
Total gear in water 1 *	Sea time units * <input type="radio"/> Days <input checked="" type="radio"/> Hours <input type="radio"/> Minutes	Distance from shore * <input checked="" type="radio"/> 0-3 miles <input type="radio"/> 3-12 miles <input type="radio"/> 12+ miles
Depth 15 *	<input type="radio"/> Days <input type="radio"/> Weeks	Statistical Area Select ... *
Depth unit * <input type="radio"/> Fathoms <input checked="" type="radio"/> Feet		Zone Select ... *

4. The third favorites section is “Species Information.” Here you can set the primary species, grade, market size, and quantity unit. In the first example, the harvester’s primary fishery is lobster so we’ve selected favorites based on that.

The screenshot shows the 'Species Information' section of the Maine DMR LEEDS system. The header includes the Maine DMR logo and the text 'Maine DMR LEEDS'. The form contains the following fields:

- Species: LOBSTER,AMERICAN \*
- Quantity unit: LB - Pounds \*
- Grade: UG - Ungraded \*
- Market size: unsized - unsized \*

- In the second example, the harvester’s primary fishery is scallop dragging so we’ve selected favorites based on that.

The screenshot shows the 'Species Information' section of the Maine DMR LEEDS system. The header includes the Maine DMR logo and the text 'Maine DMR LEEDS'. The form contains the following fields:

- Species: SCALLOP,SEA \*
- Quantity unit: LB - Pounds \*
- Grade: ME - Meat \*
- Market size: 11 - 11 to 20 count \*

5. The fourth favorites section is “Catch Information.” Here you can set the disposition of the catch, length unit, dealer sold to, and catch source. In this example, the harvester’s primary fishery is lobster so we’ve selected favorites based on that.

The screenshot shows the 'Catch Information' section of the Maine DMR LEEDS system. The form contains the following fields and options:

- Disposition: Sold to Dealer \*
- Length Unit: Select ... \*
- Dealer: MIGIS LODGE (54661) \*
- Catch source:  Trip,  Aquaculture,  Carred,  Seized by Enforcement
- Buttons: Maintain Preferred Dealers

6. In number 5 above, the dealer is selected as Migis Lodge. If you want to add additional preferred dealers, you can click on ‘Maintain Preferred Dealers.’”

**CATCH INFORMATION**

Disposition: Sold to Dealer

Dealer: MIGIS LODGE (54661)

Length Unit: Select ...

Catch source:  Trip,  Aquaculture,  Carred,  Seized by Enforcement

[Maintain Preferred Dealers](#)

A box will pop-up where you can edit your list of dealers. Click “Add Item” and then start typing in the name of the dealer you want to add.

Edit Preferred List

Maintain your list of preferred dealers

This list will be used as your list of Dealers for reporting purposes

[Add Item](#) [Delete](#)

DEALER NAME*	DEALER ID
MIGIS LODGE	54661

[OK](#) [Cancel](#)

Once the dealer’s name pops up, select it and it will be added to your list. Click “OK” to close the screen.

Edit Preferred List

Maintain your list of preferred dealers

This list will be used as your list of Dealers for reporting purposes

[Add Item](#) [Delete](#)

DEALER NAME*	DEALER ID
MIGIS LODGE	54661
inland	
<b>INLAND LOBSTER</b>	49234
INLAND SEAFOOD	48123

[OK](#) [Cancel](#)

Edit Preferred List

Maintain your list of preferred dealers

This list will be used as your list of Dealers for reporting purposes

[Add Item](#) [Delete](#)

DEALER NAME*	DEALER ID
MIGIS LODGE	54661
INLAND LOBSTER	49234

[OK](#) [Cancel](#)

7. If you want to delete a dealer from your preferred list, select the dealer's name (it will turn light blue) and click "Delete."

