



JANET T. MILLS  
GOVERNOR

# 2023 Annual Review Summary Report

---

Department of Marine  
Resources



# •2023 Annual Review Summary Report

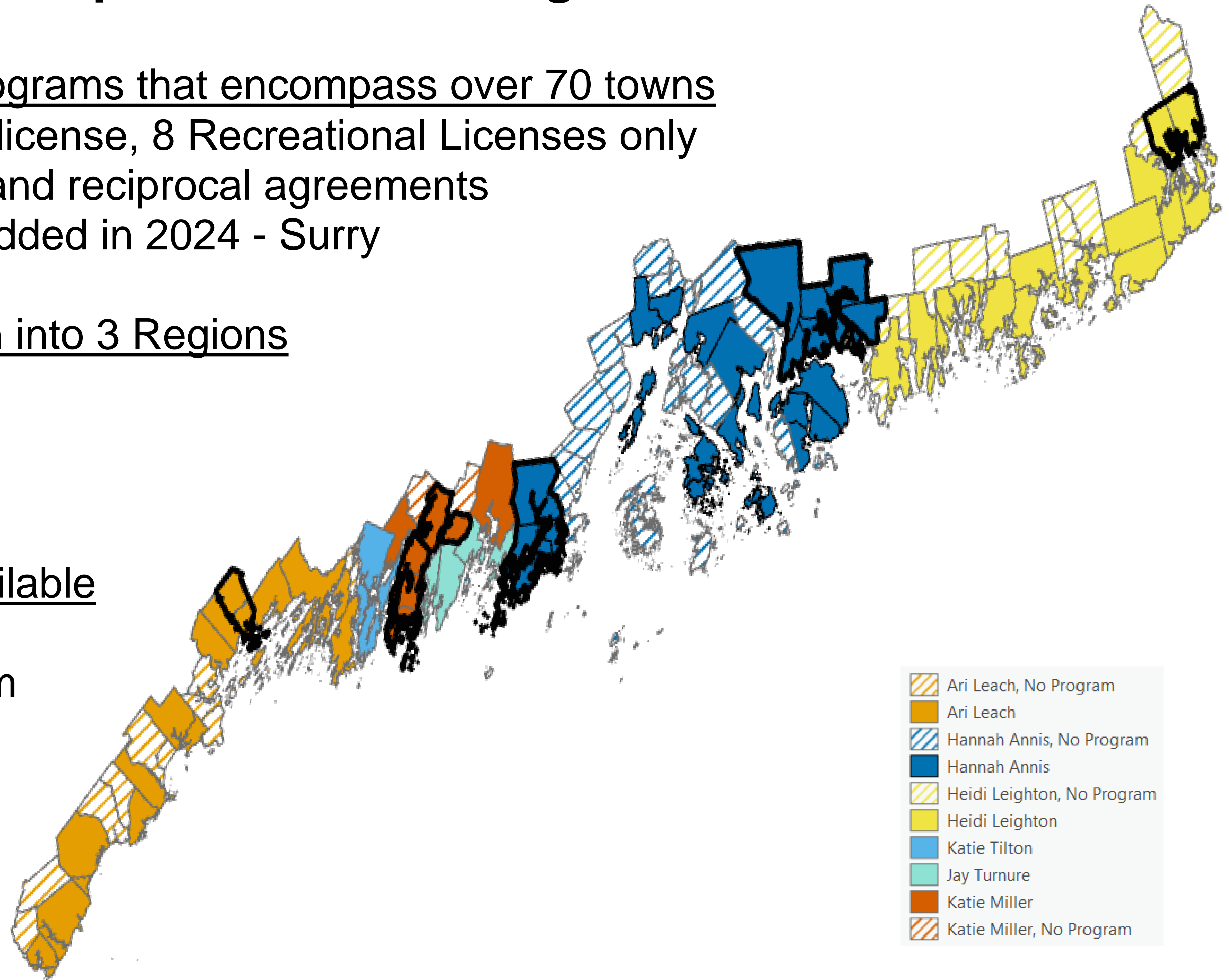
Department of Marine Resources



JANET T. MILLS  
GOVERNOR

## Municipal Shellfish Management

- Total of 58 shellfish programs that encompass over 70 towns
  - 50 offer commercial license, 8 Recreational Licenses only
  - Individual, regional and reciprocal agreements
  - One new program added in 2024 - Surry
- DMR has coast broken into 3 Regions
  - Southern
  - Central
  - Eastern
- 6 shellfish species available
  - Softshell clam
  - Quahog or hard clam
  - Razor clam
  - Surf or hen clam
  - American oysters
  - European oysters





# 2023 Annual Review Summary Report




JANET T. MILLS  
GOVERNOR

## What is the Annual Municipal Shellfish Management Review?

- Report that identifies the key management components of a municipal shellfish program
- Statutory (§6671) and regulatory (Chapter 7) requirement
- Runs the calendar year
- Due April 1 annually
- Local participants – Shellfish Committee, Shellfish Warden, and Town Clerk





# 2023 Annual Review Summary Report

Department of Marine Resources



JANET T. MILLS  
GOVERNOR

## Conservation Activities Highlights Coastwide

76% of programs (both commercial and recreational) reported conservation activities

Region	Closure	Add. Activity	Survey	Predator	Spatfall	Transplant	Total
Southern	10	22	51	18	2	7	110
Central	35	18	4	18	6	3	84
Eastern	51	17	0	17	23	6	114
Total	96	57	55	53	31	16	308



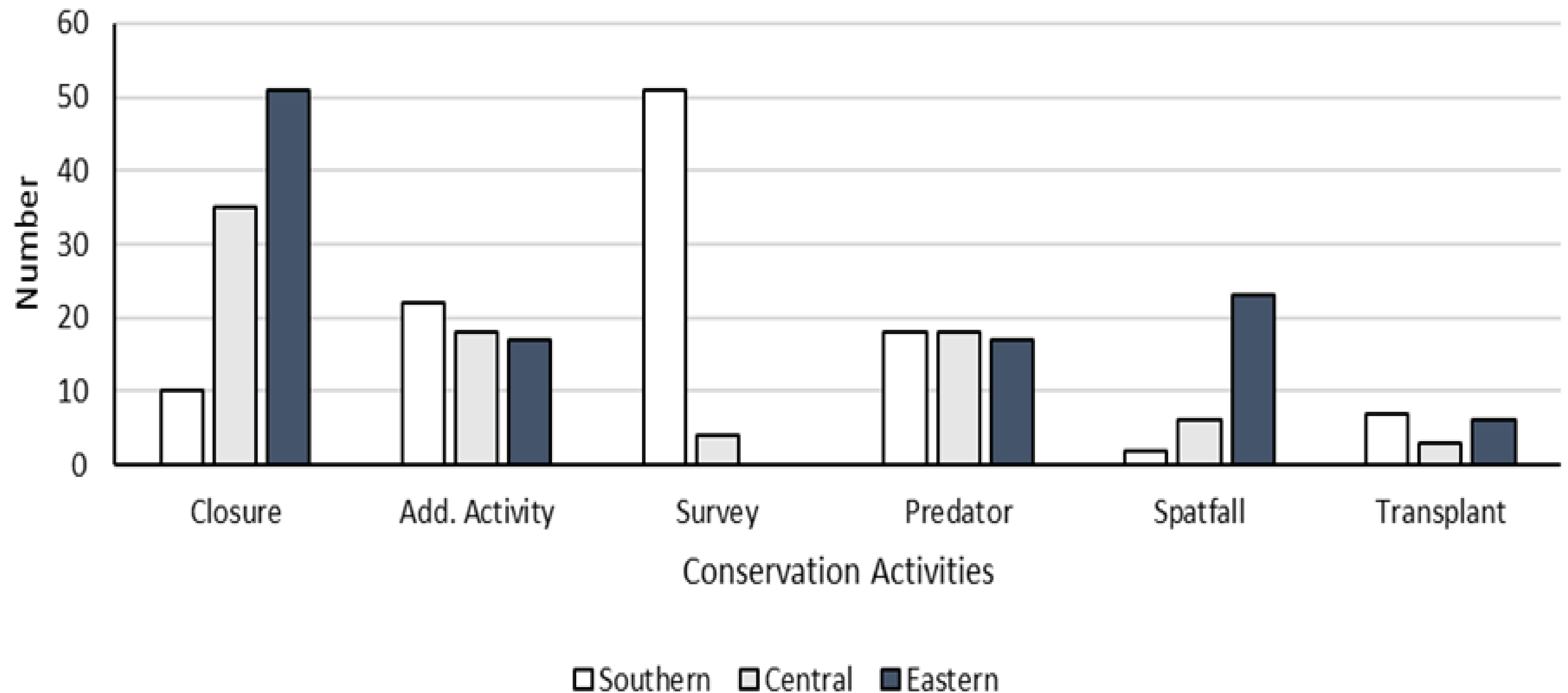
# 2023 Annual Review Summary Report

Department of Marine Resources



JANET T. MILLS  
GOVERNOR

## Conservation Activities by Region





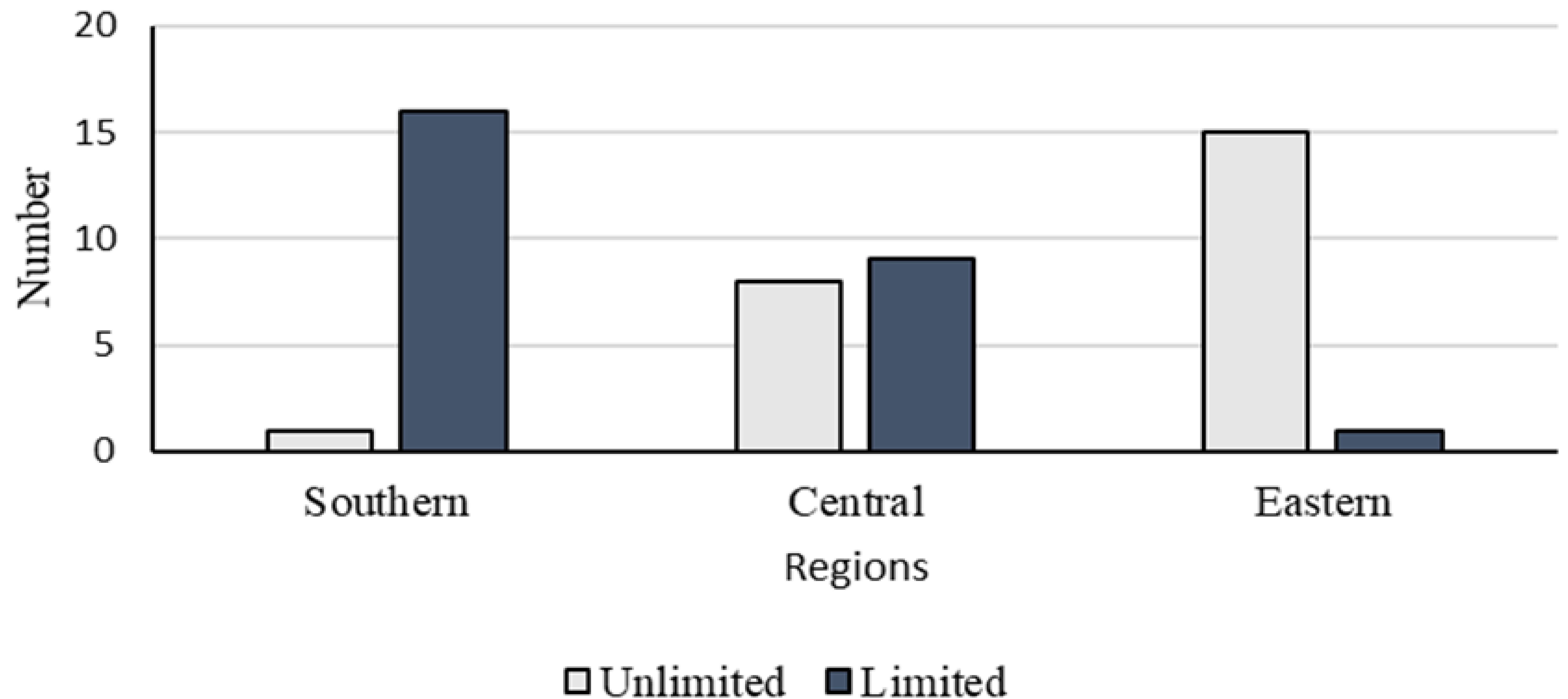
# 2023 Annual Review Summary Report

Department of Marine Resources



JANET T. MILLS  
GOVERNOR

## 2023 License Allocations Limited/Unlimited





# 2023 Annual Review Summary Report

Department of Marine Resources



JANET T. MILLS  
GOVERNOR

## Commercial License Allocations

- Total commercial licenses issued 1,422
- Total sum received from commercial sales \$364,689



Commercial License Fees	Average Fee	Minimum	Maximum	Median
Resident	\$295	\$50	\$1,000	\$200
Nonresident	\$472	\$100	\$1500	\$400



# 2023 Annual Review Summary Report

Department of Marine Resources



JANET T. MILLS  
GOVERNOR

## Top 10 programs by number of commercial licenses issued

Program	Region	Resident	Nonresident	Total
1. Waldoboro	Central	134	17	151
2. GRRSP	Central	60	9	69
3. Machiasport	Eastern	61	7	68
4. Brunswick	Southern	57	6	63
5. Harpswell	Southern	49	6	55
6. FBRSP	Central	44	6	50
7. Cutler	Eastern	44	5	49
8. Lubec	Eastern	40	5	45
9. Freeport	Southern	37	7	44
10. Bremen	Central	34	4	38



# 2023 Annual Review Summary Report


Department of Marine Resources



JANET T. MILLS  
GOVERNOR

## Top 10 programs by commercial license sale revenue

Program	Region	Resident	Nonresident	Total
1. FBRSP	Central	\$30,750	\$5,445	\$36,195
2. Brunswick	Southern	\$28,500	\$4,500	\$33,000
3. Waldoboro	Central	\$23,450	\$4,973	\$28,423
4. Machiasport	Eastern	\$20,950	\$5,600	\$26,550
5. GRRSP	Central	\$17,640	\$4,230	\$21,870
6. Harrington	Eastern	\$16,500	\$3,000	\$19,500
7. Harpswell	Southern	\$14,700	\$2,700	\$17,400
8. Deer Isle	Central	\$8,982	\$2,247	\$11,229
9. Friendship	Central	\$9,410	\$1,800	\$11,210
10. Bremen	Central	\$8,840	\$1,440	\$10,280



# 2023 Annual Review Summary Report

Department of Marine Resources




JANET T. MILLS  
GOVERNOR

## Warden Activities

- Total hours patrolled (58 programs) 25,091
  - Minimum 0
  - Maximum 2,560
- Total harvesters checked 7,838
- Total convictions 28

### Enforcement could be improved by

Enforcement could be improved by	
1. More hours	33%
2. Additional staff	21%
3. More equipment	14%
4. More and/or better training	13%
5. Greater State support	13%
6. Other	10%



# 2023 Annual Review Summary Report

Department of Marine Resources



JANET T. MILLS  
GOVERNOR

## Budget: Warden Position 2023

- Statewide towns spent over \$954,000 just on warden salaries and committed over \$1million to support their warden positions
- Salary
  - Average \$20,304
  - Min \$500
  - Max \$207,956
- Top warden salaries from each region
  - Southern Region \$207,956
  - Central Region \$49,500
  - Eastern Region \$24,640



# 2023 Annual Review Summary Report

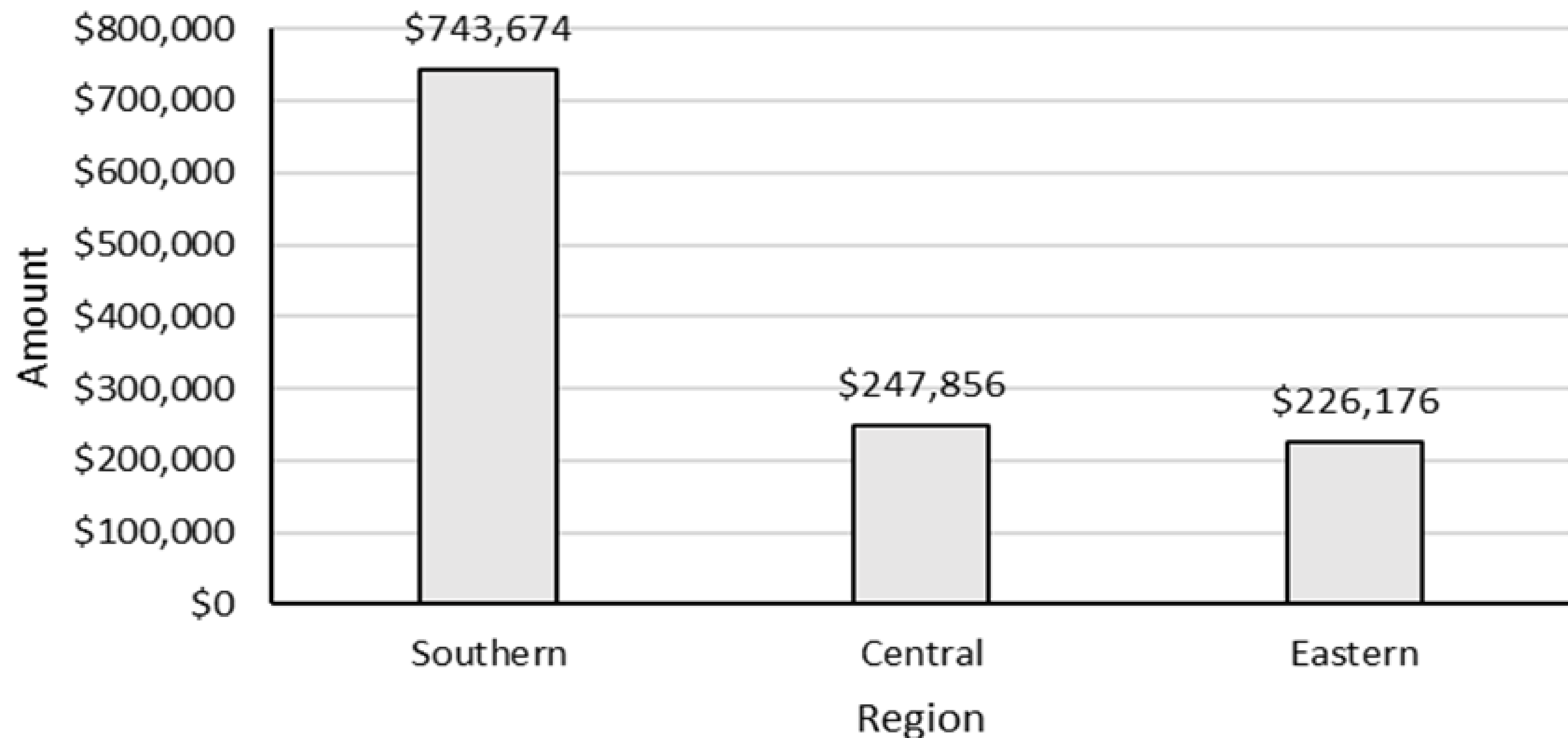
Department of Marine Resources




JANET T. MILLS  
GOVERNOR

## Budget: Disbursements

Sum of Total Disbursements by Region





# 2023 Annual Review Summary Report


Department of Marine Resources



JANET T. MILLS  
GOVERNOR

## Multispecies Management

Species	Number of programs	Percent
1. Softshell clam	58	100%
2. Quahog	27	47%
3. Razor clam	23	40%
4. American oyster	19	33%
5. Surf clam	15	26%
6. European oyster	14	24%



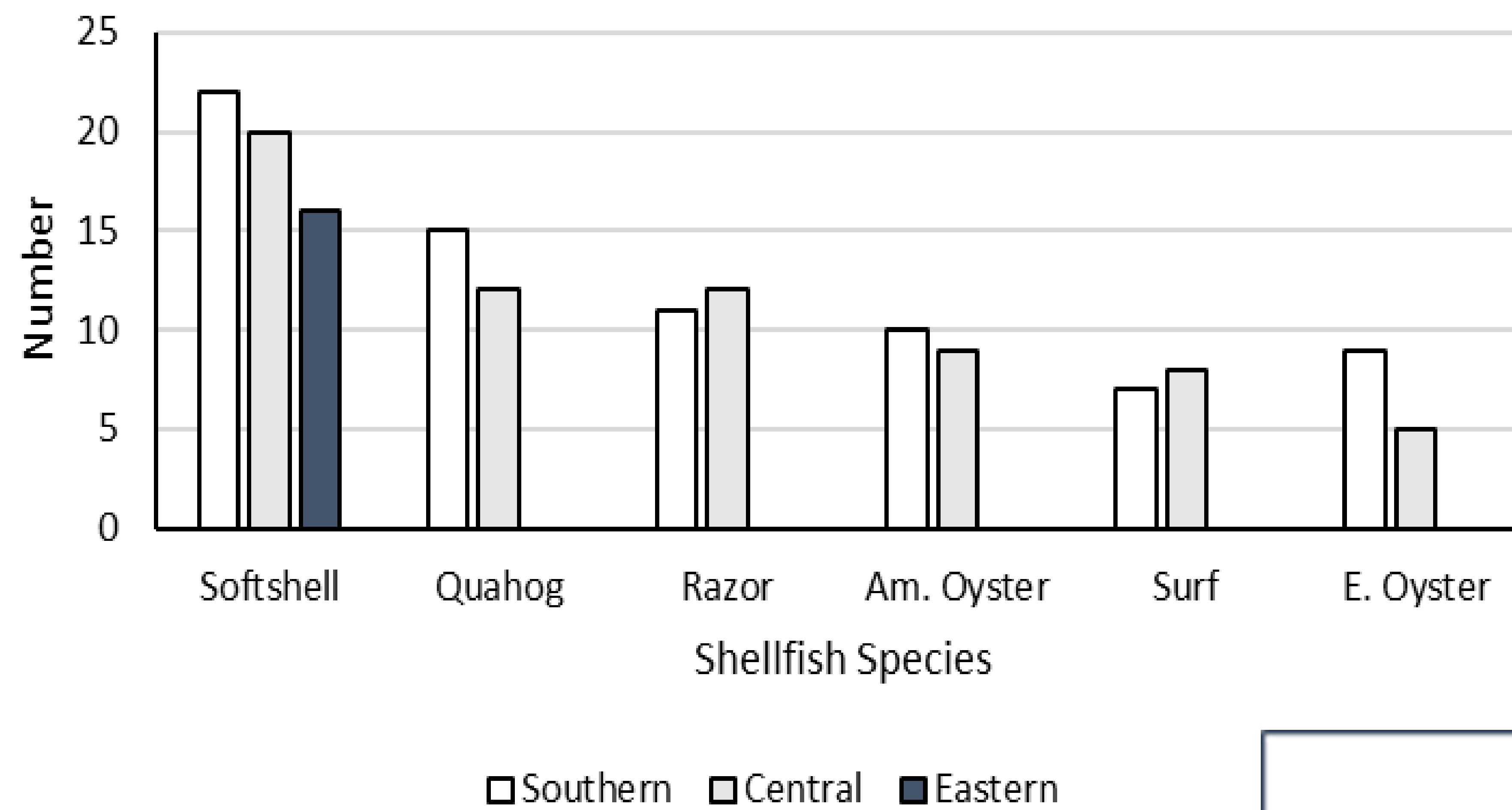
# 2023 Annual Review Summary Report

Department of Marine Resources

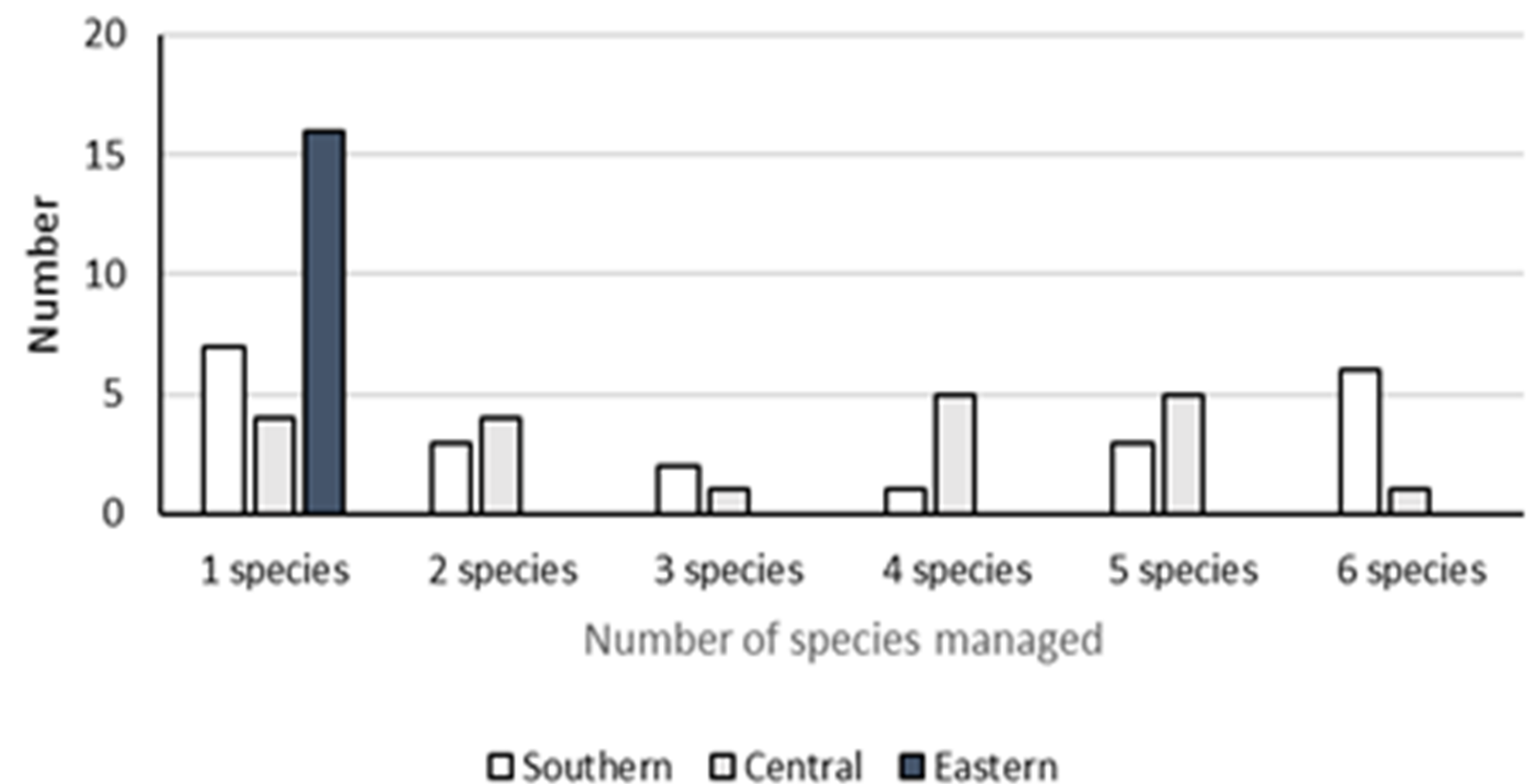


JANET T. MILLS  
GOVERNOR

## Species Managed by Region



## Multispecies Management by Region





# 2023 Annual Review Summary Report



JANET T. MILLS  
GOVERNOR



Questions?