

Lead Dust Testing Online Training for Home Visitors



Paul R. LePage, Governor

Mary C. Mayhew, Commissioner

October 2016

Training Overview

- Lead 101
- About Lead Dust Testing
- How to Facilitate a Lead Dust Test
- What Happens After Doing a Lead Dust Test

Lead 101

- What is Lead?
 - A heavy metal
 - In paint and gasoline
- Where is lead paint?
 - Pre-1950 homes
 - Wooden surfaces
 - Window sills and trim
 - Painted floors and stairs
 - Interior and exterior
 - Not so often on plaster



Lead Poisoning in Children

- Lead is a poison
- Damages the brain
 - Can cause loss of IQ
 - Can have behavioral effects



How does lead poisoning happen?

Dust from Old Lead Paint!

- Settles on floors
- Settles on window sills
- Just takes a little bit to cause lead poisoning

Children get lead dust on hands and toys → put hands and toys in mouth.



Lead Dust Comes From Old Lead Paint

Chipping, peeling, flaking, disturbed paint can create lead dust.

- Normal wear and tear
- Weathering
- Water damage
- Sanding or scraping during repairs or renovation



Risk of Lead Poisoning Greatest In 1 and 2 Year Olds

- Crawling and walking
- Spending time on the floor
- Discovering with their hands and mouths
- Rapidly developing brains



Lead 101: Takeaways

- ✓ Dust from chipping, peeling, flaking old lead paint found in pre-1950 homes is the most common cause of childhood lead poisoning.
- ✓ Lead dust settles on window sills and floors where children play and put their toys.
- ✓ Children less than 3 years are most at risk for lead poisoning because of hand to mouth behavior and brain development.

Lead Dust Testing with Home Visitors

- Great educational tool!
- Identifies easily accessible lead
- Prompt blood lead screening
- Prompt actions to make home safer



Lead Dust Testing with Home Visitors Does Not

- Show where the lead dust is coming from
- Provide certified results
- Automatically require the landlord to remove all lead from the home



Role of the Home Visitor

- Determine if clients live in housing that puts them at risk
- Offer home lead dust test
- Help family do test
- Mail completed test to lab
- Use video to refresh training



Home visitors cannot do the test for the family. They can only assist.

Who should do a lead dust test?

- Families with children under age 3
- Expecting parents
- Live in pre-1950 housing
- Focus on families who rent

What Families Need to Know Before Testing

- The choice to do a test is their own, it is not required
- It can help them take actions and make choices to protect their children from lead
- Their landlord might have a negative reaction to dust testing including attempting eviction
- They can choose to not provide landlord contact information on the form
- Very high test results are very risky to children and may result in further testing and enforcement by the Maine Center for Disease Control and Prevention

Can a family get evicted because of a lead dust test?

- Tenants have a legal right to test. Landlord cannot retaliate for testing.
- Written lease: Must have reason to evict
- No Lease: no reason needed to evict, but requires notice, and eviction considered retaliatory if in court the landlord can't point to any other reason for the eviction
- Can evict for late/unpaid rent
- To fight eviction you have to go to court.

How To Do a Lead Dust Test

Step 1: Preparation

- Bring to home visit:
 - Lead dust test kit
 - Tape
 - Pen
- Have the person doing the test wash their hands
- Identify the areas to test
 - Kitchen floor
 - Floor where child plays
 - Window sill



How To Do a Lead Dust Test

Step 2: Testing the Floors

- Tape template to floor
- Have the resident
 - Put on the glove
 - Wipe in one direction with s-shaped motion
 - Fold dirty sides in on themselves
 - Repeat wiping in opposite direction
 - Place wipe in correct tube

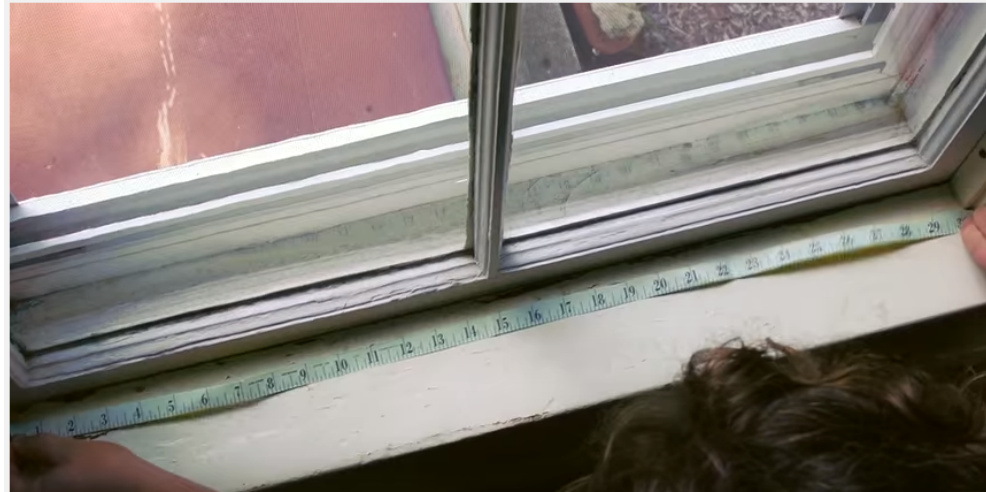


Repeat for “other” floor.

How To Do a Lead Dust Test

Step 3: Testing the Windowsill


- Measure windowsill
- Have the resident
 - Put on the glove
 - Wipe in one direction
 - Fold dirty sides in on themselves
 - Repeat wiping in opposite direction
 - Place wipe in correct tube



The only wrong way to do the test is to not complete it!

How To Do a Lead Dust Test

Step 4: The Form



Paul R. LePage, Governor

Mary C. Mayhew, Commissioner

Sampling Information

Folder Number: H044941

**Maine Department of Health and Human Services
Health and Environmental Testing Lab**

221 State Street Station #12 Augusta, ME 04333 - 0012

Contact numbers if you have any questions

Phone 866-292-3474 (free call in Maine) or 207-287-4311

Please enter name, street address and phone number below:

Name: _____

Street Address: _____

Town/City: _____

State and Zip: _____

Phone: _____

Sample Number	Sample Surface	Sample Area	Sampling Date	Comments
H044941001	Kitchen Floor	12 inches X 12 inches		
H044941002	Other Floor	12 inches X 12 inches		
H044941003	Window Sill	__ inches X __ inches <i>Please see window sill measurement instructions and place measurements here</i>		

Do you own or rent this residence? Own ☐ Rent ☐

Your Phone Number : _____

Your Signature : _____

If you rent, please provide information below:

Landlord's Name: _____

Landlord's Address: _____

Landlord's Phone: _____

Printed: 9/26/201 4:51:45PM

Automated form of custody record

How To Do a Lead Dust Test


Step 4: The Form

Required Info

- Measurement for window sill
- Resident contact info
- Date
- Resident signature

Optional

- Locations tested in comments section
- Landlord contact information

Maine Center for Disease Control and Prevention An Office of the Department of Health and Human Services		Sampling Information		Maine Department of Health and Human Services Health and Environmental Testing Lab	
 Paul R. LePage, Governor Mary C. Mayhew, Commissioner		Folder Number: H044941		221 State Street Station #12 Augusta, ME 04333 - 0012 Contact numbers if you have any questions Phone 866-292-3474 (free call in Maine) or 207-287-4311	
Please enter name, street address and phone number below:					
Name: _____					
Street Address: _____					
Town/City: _____					
State and Zip: _____					
Phone: _____					
Sample Number	Sample Surface	Sample Area	Sampling Date	Comments	
H044941001	Kitchen Floor	12 inches X 12 inches			
H044941002	Other Floor	12 inches X 12 inches			
H044941003	Window Sill	____ inches X ____ inches <small>Please see window sill measurement instructions and place measurements here</small>			
Do you own or rent this residence? Own <input type="checkbox"/> Rent <input type="checkbox"/>					
Your Phone Number : _____			If you rent, please provide information below:		
Your Signature : _____			Landlord's Name: _____		
			Landlord's Address: _____		
			Landlord's Phone: _____		

Printed: 11/28/2011 4:51:45PM
Labrador State of Health Records

How To Do a Lead Dust Test

Step 5: Mailing the Kit

- Put tubes and the form in the box
- Stick on mailing label
- Tape box shut
- Put kit in mailbox



Video

YouTube

Search

How To Do a Home Lead Dust Test

 **Maine Center for Disease Control and Prevention**
An Office of the
Department of Health and Human Services

Paul R. LePage, Governor Mary C. Mayhew, Commissioner

0:03 / 3:22

How To Do a Lead Dust Test

MainePublicHealth

 82

3,877 views

youtube.com/user/MainePublicHealth

What Happens Next?

- Lab analysis
- Maine CDC gets results
- Results determine follow-up
 - All results sent by mail to resident
 - Maine CDC staff call residents with high results to talk about next steps
 - Very high results may trigger additional testing
- If tenant provided landlord contact info, results will be sent to landlord.

Resources

Maine.gov Agencies | Online Services | Help | Search Maine.gov

Division of Environmental Health

Maine Center for Disease Control & Prevention
A Division of the Maine Department of Health and Human Services

Maine CDC Home | Health Topics A-Z | Data/Reports | For Health Care Providers | For Businesses | For Homeowners/Renters | Divisions/Programs

PHHS → MCDC → Environmental Health → ECHP → Childhood Lead Poisoning

Mon 3 Oct 2016

Childhood Lead Poisoning

Environmental & Occupational Health Programs

- Air Quality
- Carbon Monoxide
- Childhood Lead Poisoning
- Parents
- Providers
- Property Owners
- Homeowners
- Partners
- Jobs & Hobbies
- Resources
- Contact Us
- Environmental Public Health Tracking
- Healthy Homes
- Heat-related illness
- Fish & Game Guidelines
- Occupational Disease Reporting
- Well Water
- About Us

211
Social Services Help

Parents

What you can do to keep your child safe from lead.

Healthcare Providers

New! Get updated testing recommendations based on new pediatric blood lead reference value of 5 ug/dL.
Obtain resources for lead testing.

Landlords, Property Managers and Renters

How to renovate, repair and paint safely.
Find out how to maintain your property to prevent lead poisoning.
Know your rights as a renter.

Homeowners

Is your home putting your family at risk for lead poisoning?
Learn how to renovate, repair, paint and do other home projects safely.

Partners

Stay up-to-date with events.
Find webinar recordings, reporting templates, contract guidelines
Download resources

Jobs and Hobbies

Which jobs and hobbies can put you or your family at risk?

Resources

Download materials and find links to other agencies.
Get information about lead poisoning laws:

- Maine's Lead Poisoning Control Act
- Lead Paint Disclosures for Property Owners
- Lead Poisoning Prevention Fund
- Requirements for Stores that Sell Paint and Paint Removal Supplies

Amended Rules

The Rules Relating to the Lead Poisoning Control Act, as amended on September 14, 2016. Maine Office of Professional Regulation

(posted 9/14/2016)

Updated: B Testing Schedule

As of September 14, 2016, CDC will begin investigations of environmental lead in homes where the test result is ≥ 5 ug/dL. [Download the updated testing schedule.](#)

(posted 9/14/2016)

Request for Comment

The State of Maine is seeking comments on proposed rules for the identification and control of lead in homes. [Register and download a copy of the request for comment.](#)

(posted 8/5/2016)

Links and Information Related to Lead Poisoning

Data about child lead poisoning: [Maine Tracking System](#)

Town-level maps showing screening, and risk areas: [Augusta, Lewiston/Auburn](#)

Childhood lead poisoning: [resources and links](#)

Lead Poisoning: [List](#)

How To Do a Home Lead Dust Test

 **Maine Center for Disease Control and Prevention**
An Office of the Department of Health and Human Services

Paul R. LePage, Governor | Mary C. Mayhew, Commissioner

0:03 / 3:22

How To Do a Lead Dust Test

MainePublicHealth

 **Subscribe** 82

3,877 views

youtube.com/user/MainePublicHealth

maine.gov/healthyhomes