Maine Weekly Influenza Surveillance Report

2025-2026 Influenza Season

October 21, 2025
Data for MMWR week 42 (ending 10/18/2025)

U.S. Outpatient Influenza-like Illness Surveillance Network (ILINet)

Percent of Outpatient Health Care Visits Due to ILI
0.63

Number of ILINet Reporting Providers
45

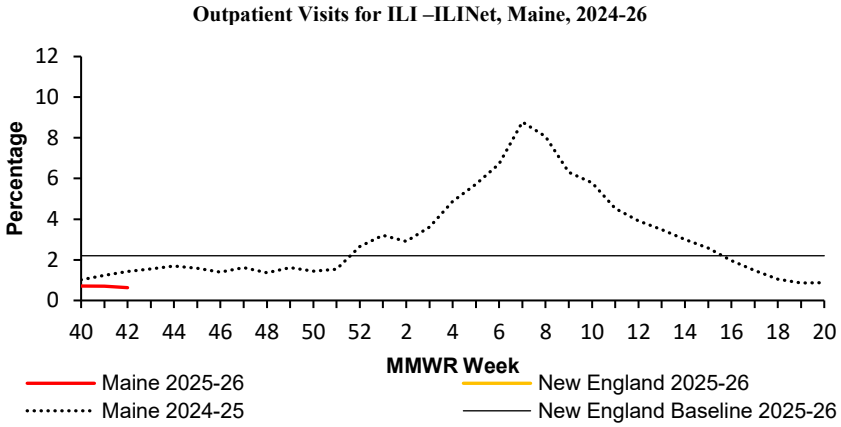

Syndromic Surveillance

Percent of Emergency Room Visits Due to ILI
0.69

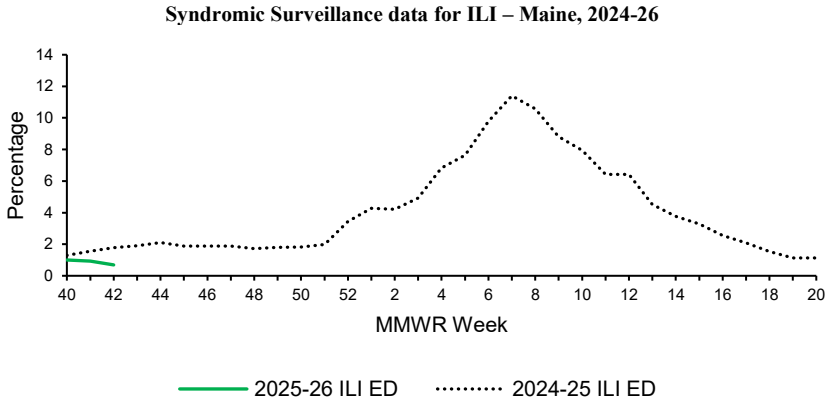

Hospitalizations

Influenza-Associated Hospitalizations This Week
0

Total Influenza-Associated Hospitalizations This Season
0

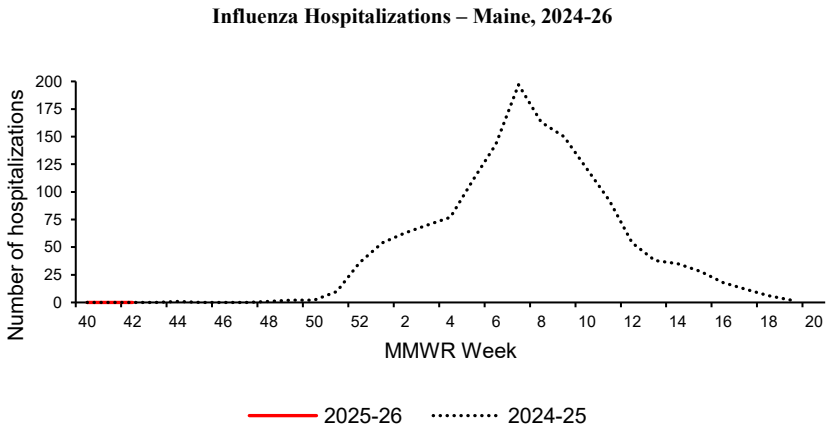

All data are preliminary and subject to change

Pneumonia and Influenza (P&I) Deaths

Percent of Deaths Due to P&I
6.34%

Influenza-Associated Deaths This Week*
0

Total Influenza-Associated Deaths This Season*
0

Pediatric Influenza-Associated Deaths This Season
0

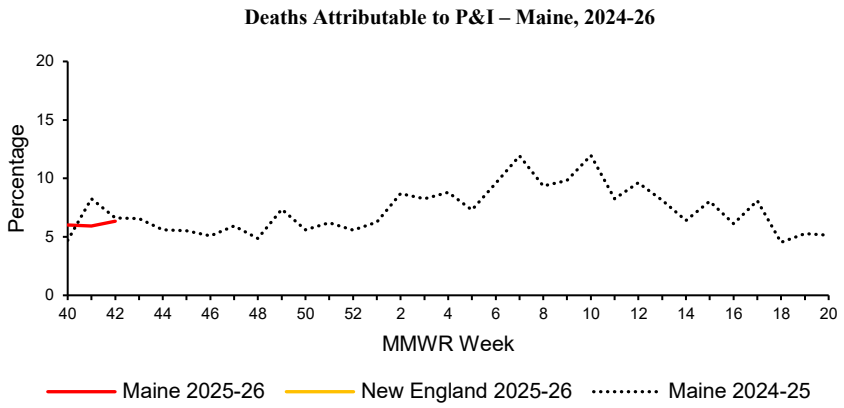

*This number represents the number of individuals who had influenza specifically listed on their death certificate. This is likely an underrepresentation of the true burden, as many influenza-associated deaths are due to secondary infections. This is why Maine CDC reports Pneumonia and Influenza (P&I) deaths.

Virologic Surveillance

Health and Environmental Testing Laboratory	Week 42	2025-26 Season
No. of specimens tested	0	5
No. of positive specimens	0	4
Positive specimens by type		
Influenza A	0	4 (100%)
(H1N1)pdm09	0	0
H3N2	0	3 (75%)
Influenza B	0	0

Influenza Positive PCR Tests, HETL – Maine, 2025-26

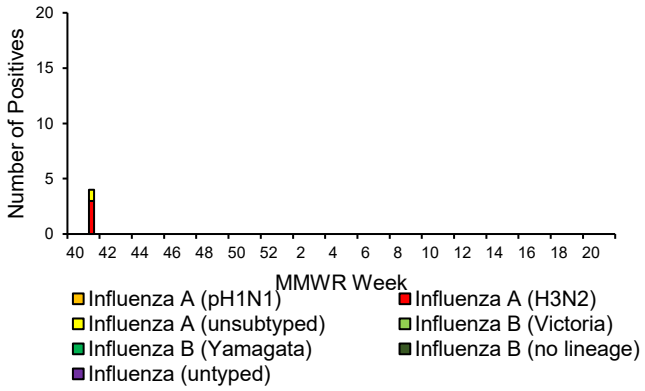

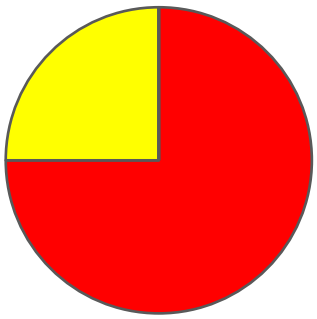

All data are preliminary and subject to change

Maine Reference Laboratories	Week 42	2025-26 Season
No. of specimens tested	-	1,313
No. of positive specimens (%)	-	5 (0.38%)
Positive specimens by type		
Influenza A		5
Influenza B		0

Influenza Positive Tests, Maine Reference Labs – Maine, 2025-26

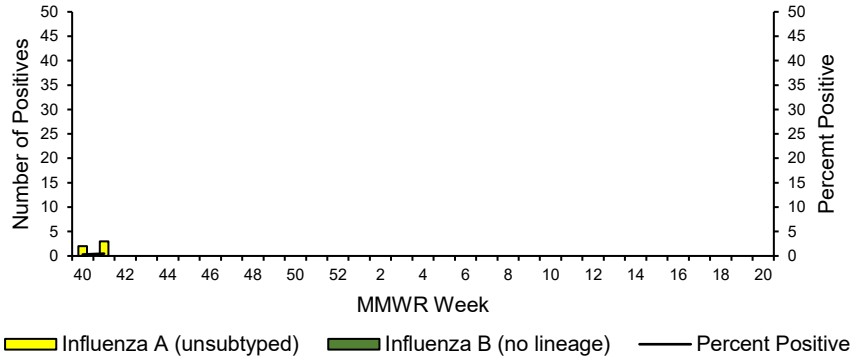

All Reported Laboratory Results	Week 42	2025-26 Season
No. of specimens positive by antigen test	5	16
No. of specimens positive by molecular test	4	23
Positive specimens by type		
Influenza A	8 (89%)	33 (85%)
Influenza B	1 (11%)	6 (15%)

Total Reported Positive Influenza Tests – Maine, 2025-26

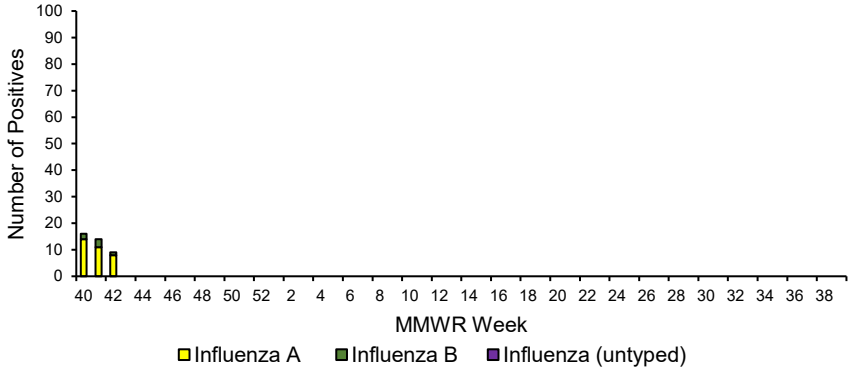

Antigenic Characterization (Vaccine Strain Match)
Updated data currently unavailable

All data are preliminary and subject to change

Weekly County-level Influenza, Maine, Week 42

County	Positive labs	Hospitalizations
Androscoggin	0	1
Aroostook	0	1
Cumberland	2	7
Franklin	0	1
Hancock	0	0
Kennebec	1	2
Knox	1	2
Lincoln	0	0
Oxford	0	0
Penobscot	0	1
Piscataquis	0	1
Sagadahoc	0	2
Somerset	0	0
Waldo	0	0
Washington	2	15
York	3	8
Total	**9**	**41**

Age Information – Maine, 2025-26 Influenza Season

	Age (years)		
	Min.	**Mean**	**Max.**
Cases	<1	49	89
Hospitalizations	NA	NA	NA
Deaths	NA	NA	NA

Positive Influenza Tests by Age and Hospitalization Status – Maine, 2025-26

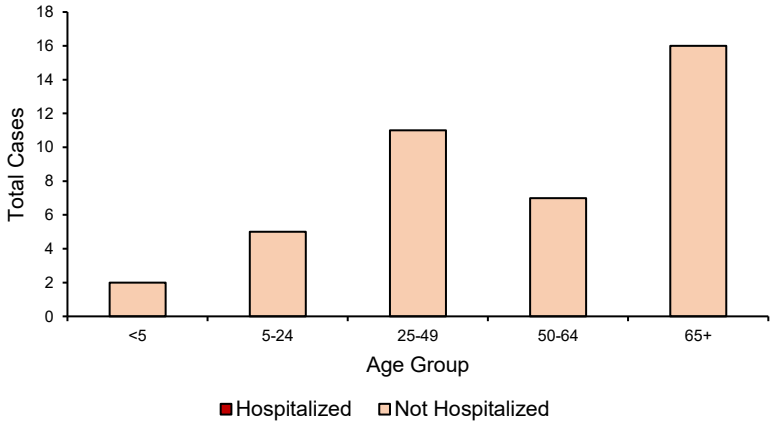

All data are preliminary and subject to change

Influenza-Like Illness Outbreaks – Maine, 2025-26 Influenza Season

Number of New Outbreak Investigations
0

Total Outbreaks This Season
0

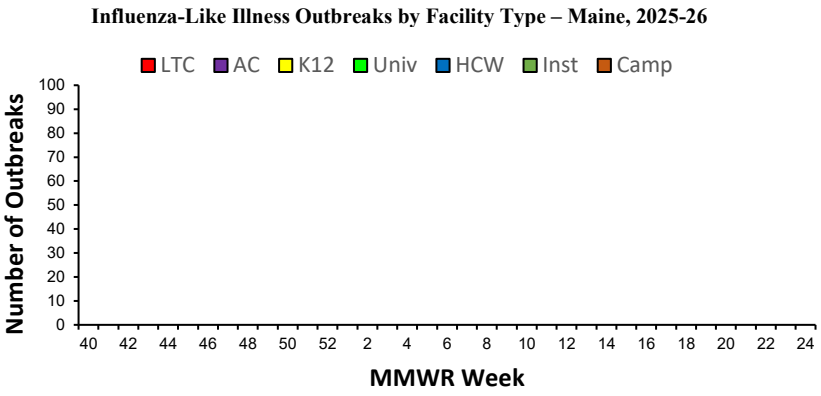

Outbreak Facility Type Key:
LTC - Long Term Care Facility
AC - Acute Care Facility (nosocomial)
K12 - School (K-12) or daycare
Univ - School (residential) or University
HCW - Health care workers
Inst - Other institutions (workplaces, correctional facilities etc)
Camp - Camp

Influenza-Like Illness Outbreak by Facility Type and County – Maine, 2025-26

County	LTC	AC	K12	Univ	HCW	Inst	Camp	Total
Androscoggin								0
Aroostook								0
Cumberland								0
Franklin								0
Hancock								0
Kennebec								0
Knox								0
Lincoln								0
Oxford								0
Penobscot								0
Piscataquis								0
Sagadahoc								0
Somerset								0
Waldo								0
Washington								0
York								0
Total	0	0	0	0	0	0	0	0

National Influenza Surveillance Data

Source: https://www.cdc.gov/flu/weekly/
Updated data currently unavailable

All data are preliminary and subject to change