


123

of using Farmers Market CVB!

1. Create an account



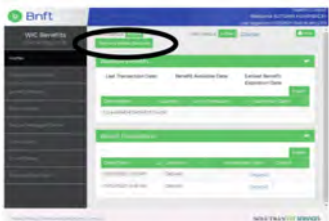
Download the Bnft app or visit mybnft.com and click "sign up". Enter your card number, zip code, and birthdate, then create an account using an email address and password.

2. Plan your trip

maine.gov/WIC

Go to www.maine.gov/wic to see what farmers markets or farmer sale sites are ready to take CVB.

3. Shop!



When you've found your farmer and you're ready to check out, log into the app and click the button to show the barcode. If you're using a computer to print your barcode, make sure you bring it with you!



This institution is an equal opportunity provider.


Keeping Your Account Safe

Once a week when you log in to your Bnft account, you'll need to enter a code.

1. Tap "Select Confirmation Type"

Choose "Text Message" to get a text message with your code or choose "Phone Call" to get a phone call with your code.

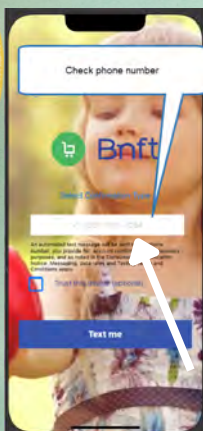
The phone number that you gave to WIC will show up in the white box.



2. Confirm your phone number

Make sure the number in the white box is correct before clicking "text me" or "call me".

If your number is not correct, you will not be able to log in until you call customer support (855-250-8945) or your local agency.



3. Enter your one-time code

Bnft will send you a one-time code. Enter the code in the box, then click Confirm to finish logging in.

If you are not able to log in, call 855-250-8945.

