

Janet T. Mills  
Governor

Sara Gagné-Holmes  
Commissioner



Maine Department of Health and Human Services  
Maine Center for Disease Control and Prevention  
11 State House Station  
286 Water Street  
Augusta, Maine 04333-0011  
Tel; (207) 287-8016; Fax (207) 287-2887  
TTY: Dial 711 (Maine Relay)

Maine Immunization Program  
Tel. (207) 287-3746  
Fax (207) 287-8127

## 2025 Child Care Facility Immunization Rate Assessment Report

The Maine Immunization Program conducts an annual immunization assessment of licensed State of Maine Child Care Facilities. Rules pursuant to the [Child Care Facility Licensing Rule](#) require that each facility have on file, within thirty (30) days of the child's first admission to the facility, and updated annually thereafter, a Certificate of Immunization which clearly illustrates each child's present immunization status. Dates of immunization (month/day/year) and vaccine type shall be on file for each of the following vaccine-preventable disease:

- Measles
- Mumps
- Rubella
- Diphtheria
- Pertussis
- Polio
- Tetanus
- Haemophilus influenzae type b
- Varicella
- Hepatitis A
- Hepatitis B
- Pneumococcal conjugate

No child shall be required under this rule to have any such immunization if the child's physician submits documentation that immunization against one or more of the diseases is medically inadvisable. A written statement from a Maine-licensed MD/DO/PA/NP must be included in the record of any child for whom such an exemption is being claimed.

The 2025 Child Care Facility Immunization Survey was conducted online from October to December of 2025 on all facilities having children enrolled who are 2 years of age or more, but not yet attending kindergarten. The vaccination data reported by all facilities was analyzed and a summary table generated for all results by vaccine type and county (Table 1). Graphical representations of these results (Figure 1), as well as broken down by facility license type (Figure 2) and by county (Figures 3-18) can be found at the end of this report.

Additionally, all facility staff must have proof of immunization against:

- Tetanus
- Pertussis
- Diphtheria
- Measles, Mumps and Rubella
  - only if born after 1956

A summary table (Table 2) and a graphical representation (Figure 19) were generated for employee immunization rates.

Immunization is the most effective and efficient way to ensure that children and their family members, particularly those who are immunocompromised, are protected against these vaccine preventable diseases. This is perhaps one of the most important reasons why it would be advantageous for facilities to meet all requirements of the Child Care Facility Immunization law and to help reach the goal of the Maine Immunization Program to bring the state vaccine coverage rate for each of these vaccines to 100%.

## Survey Caveats

- Data is not inclusive of all state of Maine facilities.
  - Facilities were contacted based off a list of addresses given to the Maine Immunization Program (MIP) by DHHS- Office of Child and Family Services.
  - Of 1467 letters mailed, 413 responses were received.
  - Incomplete data and duplicates were removed.
- Facilities self-reported via online survey. If a facility was unable to complete it online, a PDF version of the survey was submitted via email.
- No Protected Health Data (PHI) was collected or reported.
- The Maine Immunization Program is only responsible for the data reported; any non-compliance issues/questions will be addressed by DHHS- Office of Child and Family Services.

**Vaccine Abbreviations:**

DTaP: Diphtheria, Tetanus, Pertussis

Polio: Polio

Hep B: Hepatitis B

Hib: Haemophilus influenzae Type b

PCV: Pneumococcal conjugate

MMR: Measles, Mumps, Rubella

VAR: Varicella (chicken pox)

Hep A: Hepatitis A

Table 1: 2025 Immunization and Exemption Rates by Maine County

<b>Childcare Facility Immunization Coverage Levels with Individual Vaccines and Series, State and Counties - 2025</b>									
<b>Counties</b>	<b>Total children</b>	<b>DTaP</b>	<b>Polio</b>	<b>Hep B</b>	<b>Hib</b>	<b>PCV</b>	<b>MMR</b>	<b>VAR</b>	<b>Hep A</b>
<b>STATE OF MAINE</b>	<b>12,339</b>	<b>98.9%</b>	<b>98.7%</b>	<b>98.7%</b>	<b>98.8%</b>	<b>98.4%</b>	<b>98.3%</b>	<b>97.8%</b>	<b>97.3%</b>
<b>STATE OF MAINE Medical Exemptions</b>	<b>-</b>	<b>0.3%</b>	<b>0.3%</b>	<b>0.3%</b>	<b>0.3%</b>	<b>0.3%</b>	<b>0.4%</b>	<b>0.4%</b>	<b>0.5%</b>
Androscoggin	975	97.5%	98.1%	98.1%	97.5%	96.2%	97.8%	97.9%	97.4%
Aroostook	558	99.6%	99.1%	99.1%	99.5%	99.3%	99.8%	99.8%	99.1%
Cumberland	4,446	99.5%	99.2%	99.2%	99.2%	99.0%	98.8%	97.9%	98.0%
Franklin	197	98.5%	98.0%	98.0%	99.0%	99.0%	98.0%	97.5%	98.5%
Hancock	195	99.0%	98.5%	98.5%	99.5%	99.5%	96.9%	95.9%	93.8%
Kennebec	1,131	99.3%	99.3%	99.3%	99.3%	99.4%	97.4%	97.4%	97.0%
Knox	359	97.2%	97.2%	97.2%	97.8%	97.5%	95.3%	93.9%	94.4%
Lincoln	129	95.3%	97.7%	97.7%	97.7%	97.7%	97.7%	97.7%	97.7%
Oxford	348	99.4%	99.1%	99.1%	99.4%	98.6%	99.4%	98.6%	98.0%
Penobscot	1,122	97.7%	98.0%	98.0%	98.3%	97.0%	97.4%	97.0%	96.5%
Piscataquis	95	98.9%	100.0%	100.0%	98.9%	98.9%	100.0%	100.0%	100.0%
Sagadahoc	368	99.2%	97.8%	97.8%	98.6%	98.1%	98.9%	98.9%	97.3%
Somerset	401	98.8%	98.8%	98.8%	98.8%	98.5%	99.0%	99.0%	98.3%
Waldo	407	98.8%	97.1%	97.1%	98.8%	98.8%	96.3%	96.3%	94.3%
Washington	160	100.0%	100.0%	100.0%	100.0%	100.0%	100.0%	100.0%	100.0%
York	1,528	98.7%	98.2%	98.2%	98.6%	98.0%	98.7%	98.4%	96.0%

Figure 1: 2025 Child Care Immunization Rates by Maine County

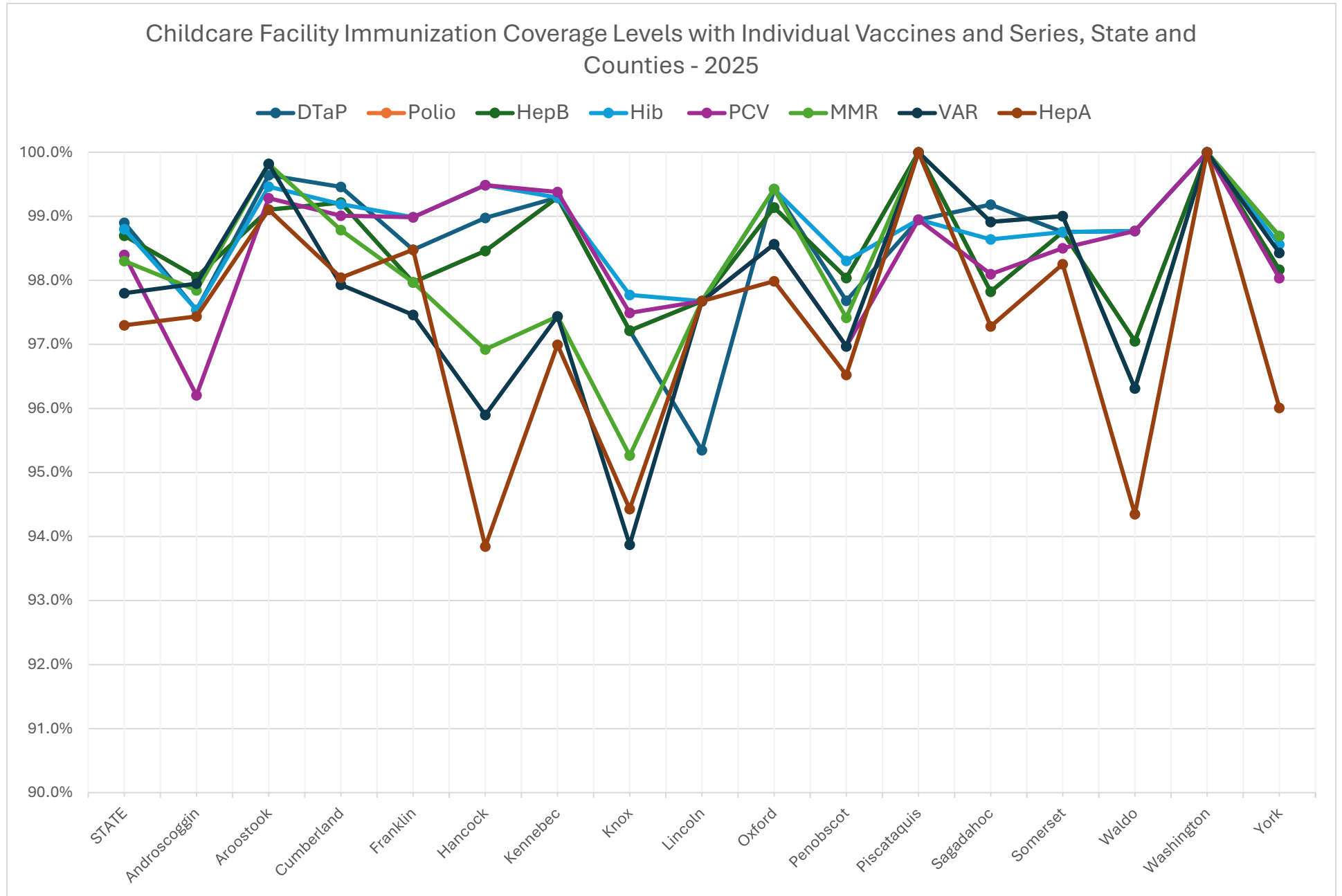
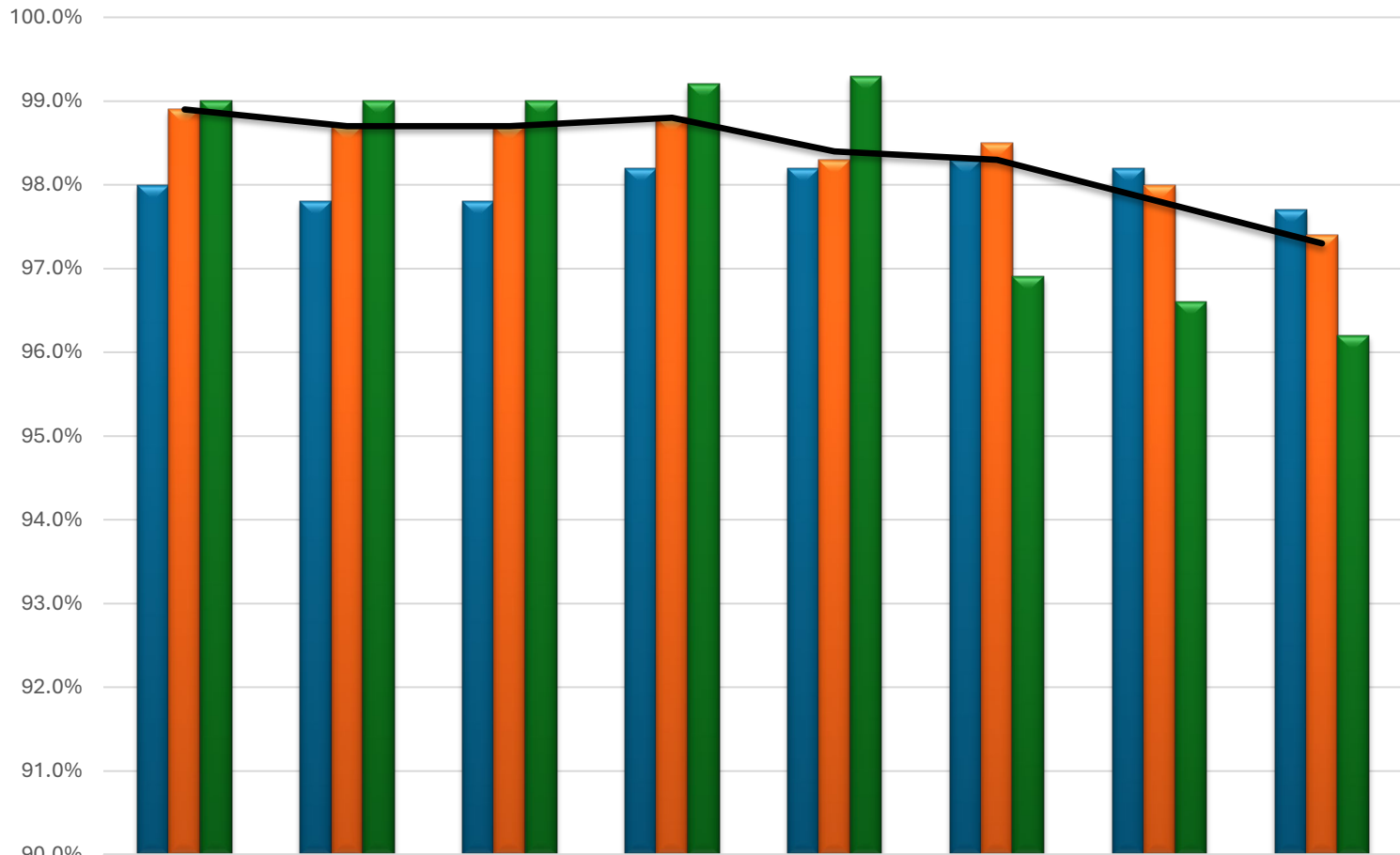


Figure 2: 2025 Child Care Immunization Rates by Type of Facility License

### Childcare Facility Immunization Coverage Levels with Individual Vaccines and Series, by Facility License Type Versus State Coverage - 2025



	DTaP	Polio	HepB	Hib	PCV	MMR	VAR	HepA
Child Care - Nursery School	98.0%	97.8%	97.8%	98.2%	98.2%	98.3%	98.2%	97.7%
Child Care Facility	98.9%	98.7%	98.7%	98.8%	98.3%	98.5%	98.0%	97.4%
Family Child Care Provider	99.0%	99.0%	99.0%	99.2%	99.3%	96.9%	96.6%	96.2%
State	98.9%	98.7%	98.7%	98.8%	98.4%	98.3%	97.8%	97.3%

Figure 3: 2025 Child Care Immunization Rates for Androscoggin County

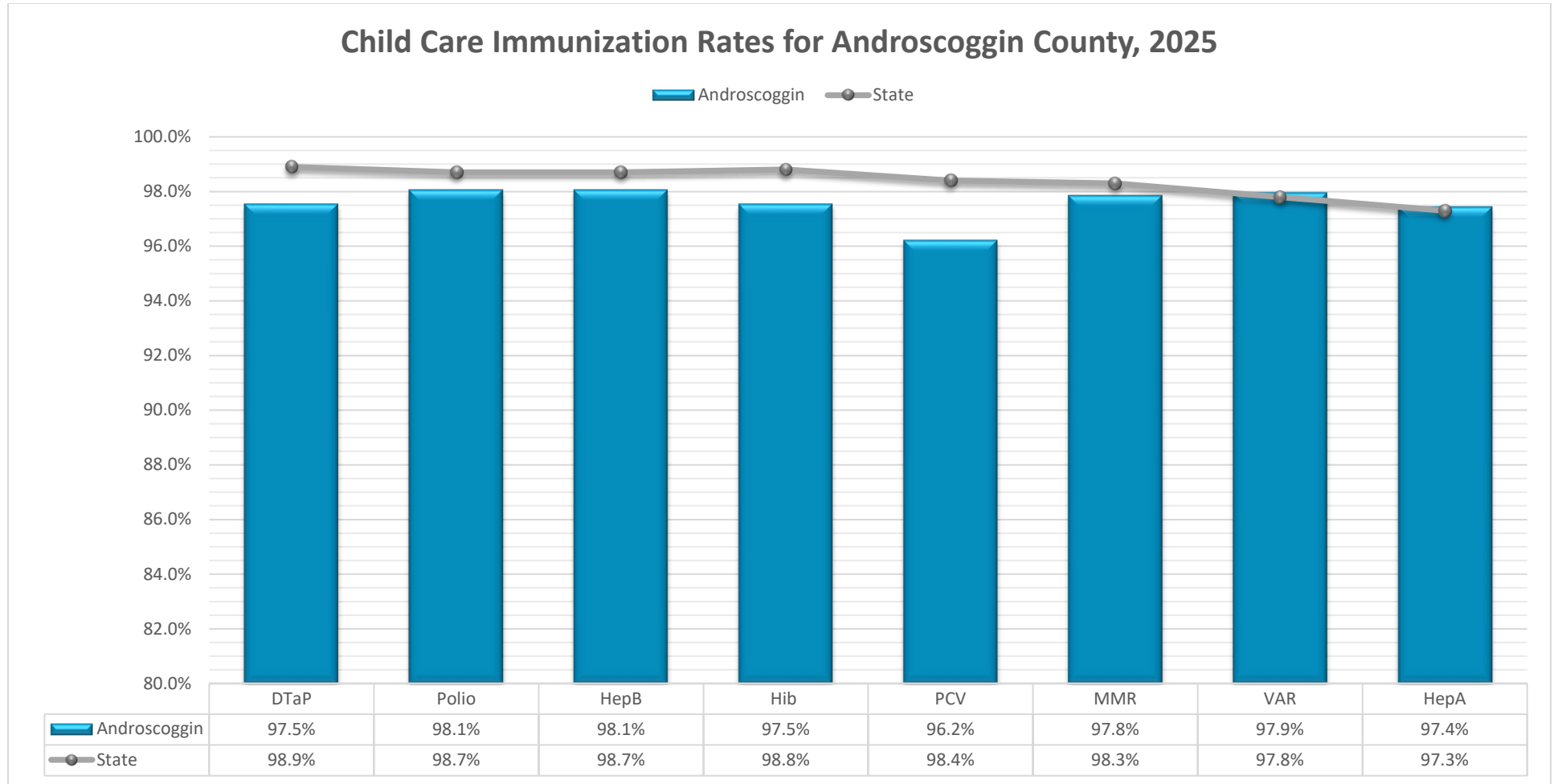


Figure 4: 2025 Child Care Immunization Rates for Aroostook County

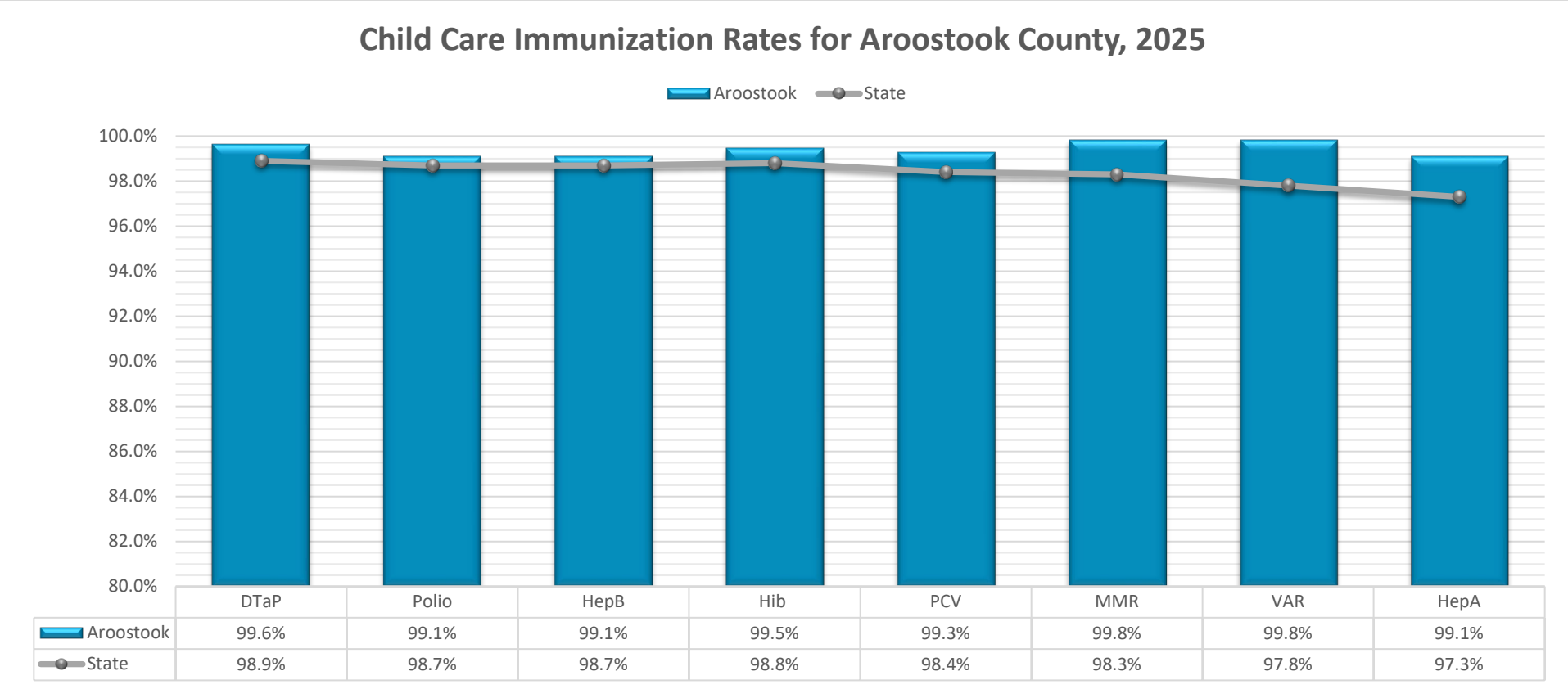


Figure 5: 2025 Child Care Immunization Rates for Cumberland County

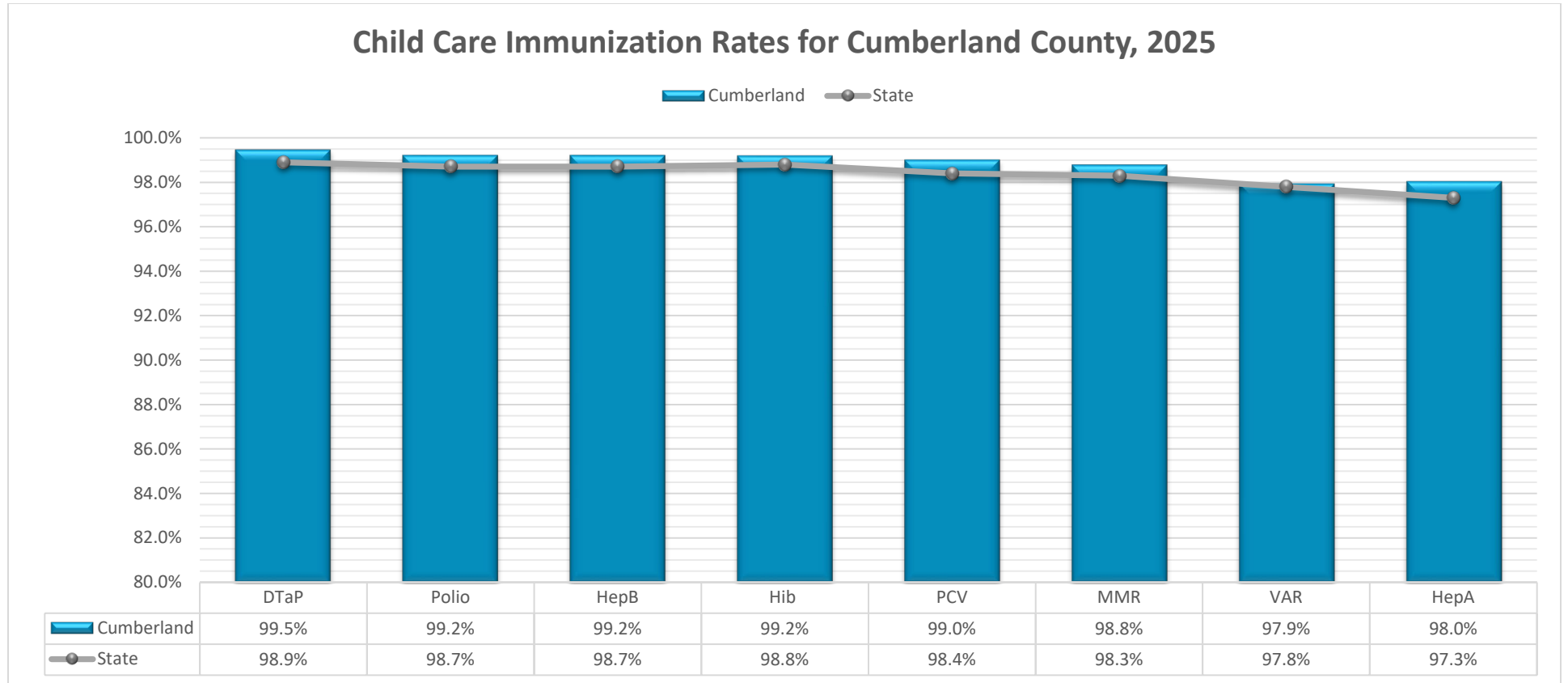


Figure 6: 2025 Child Care Immunization Rates for Franklin County

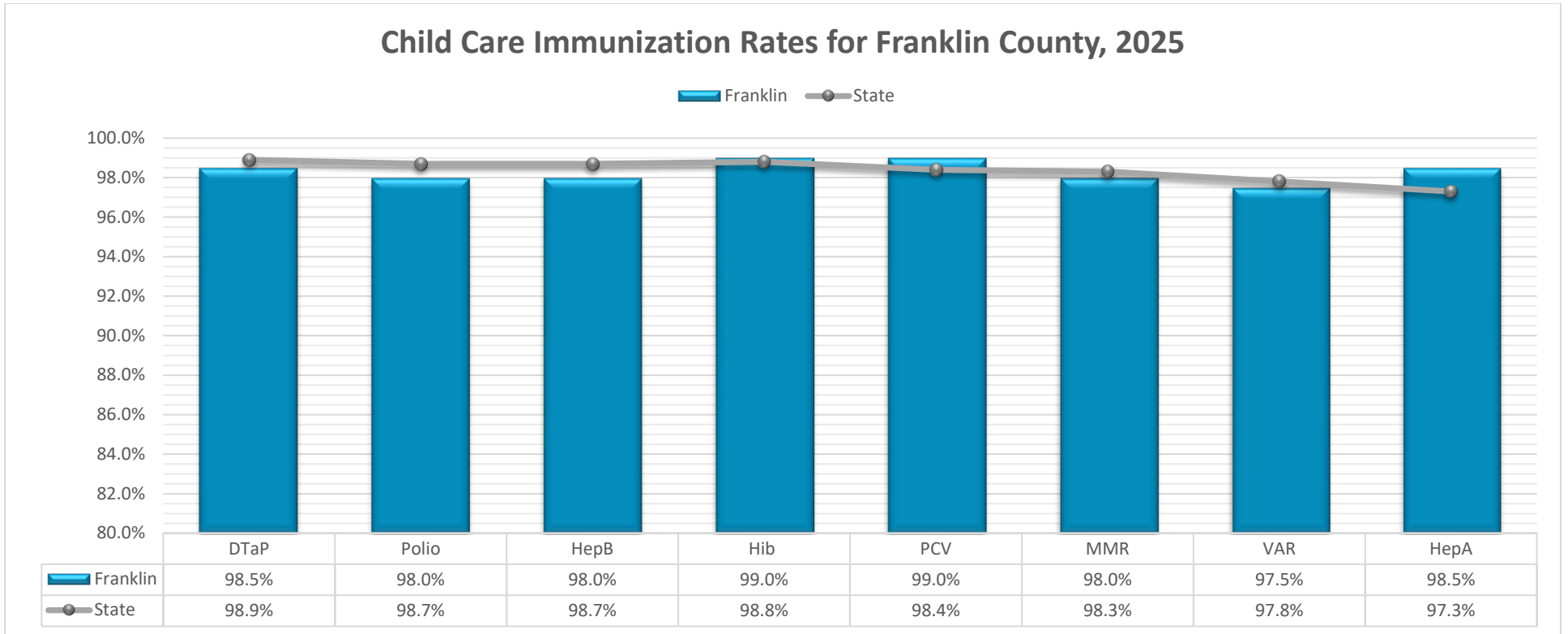


Figure 7: 2025 Child Care Immunization Rates for Hancock County

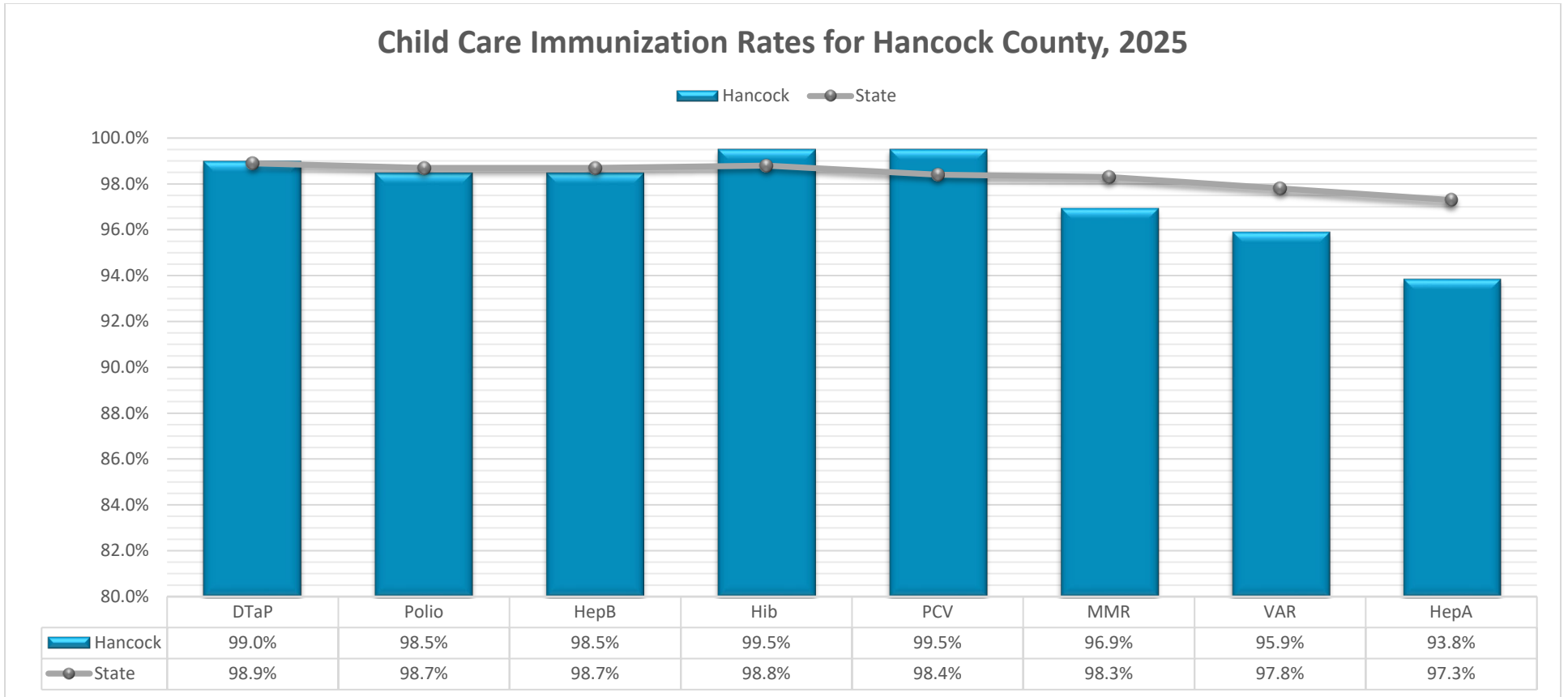


Figure 8: 2025 Child Care Immunization Rates for Kennebec County

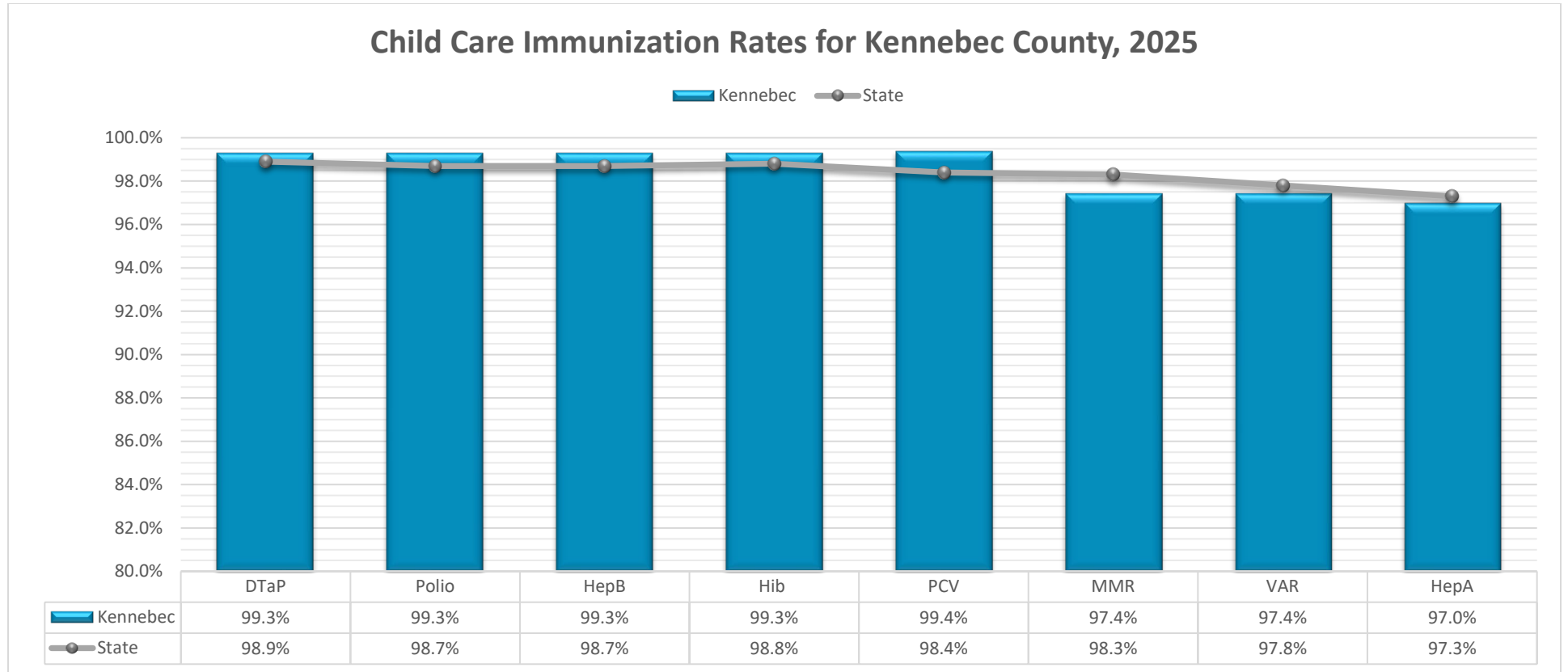


Figure 9: 2025 Child Care Immunization Rates for Knox County

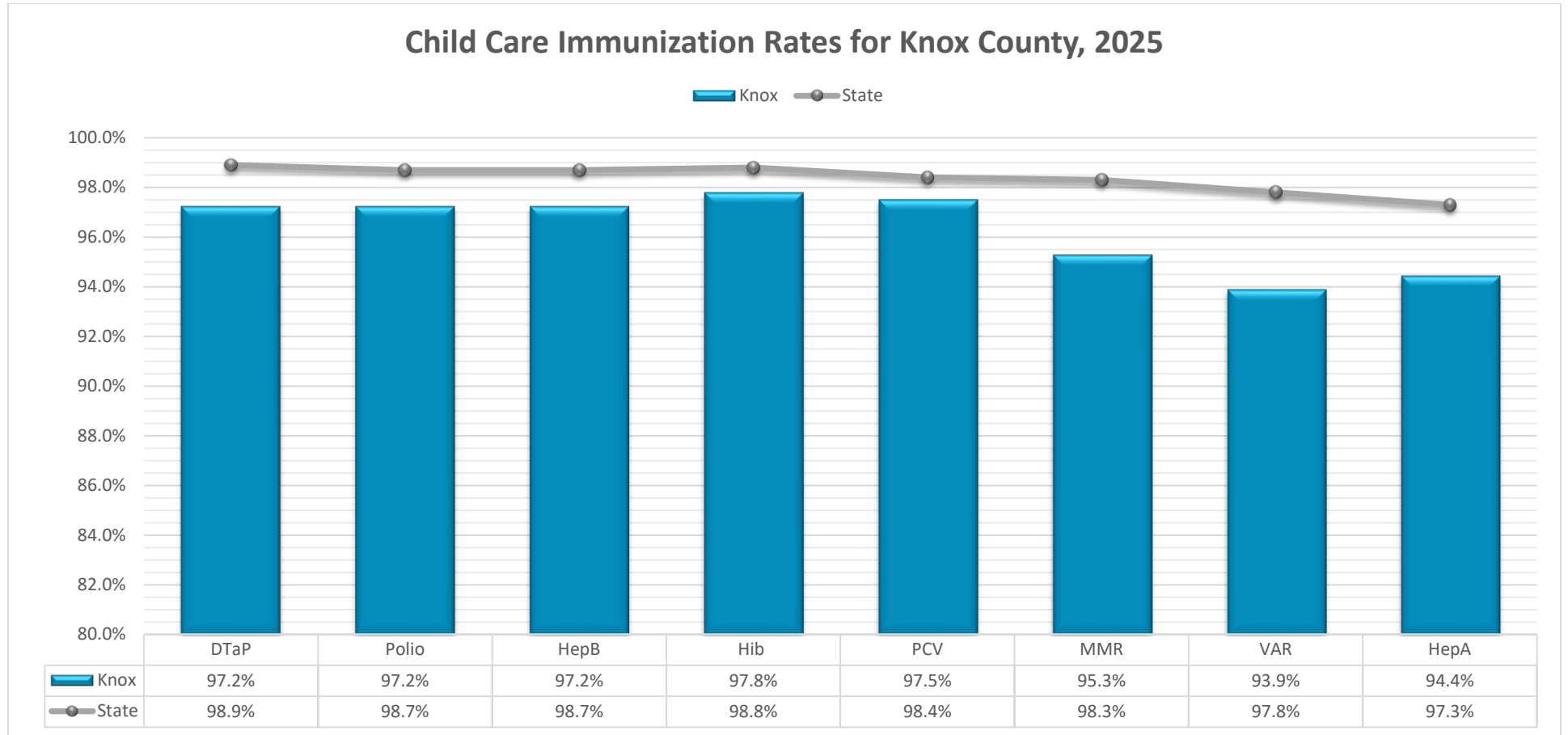


Figure 10: 2025 Child Care Immunization Rates for Lincoln County

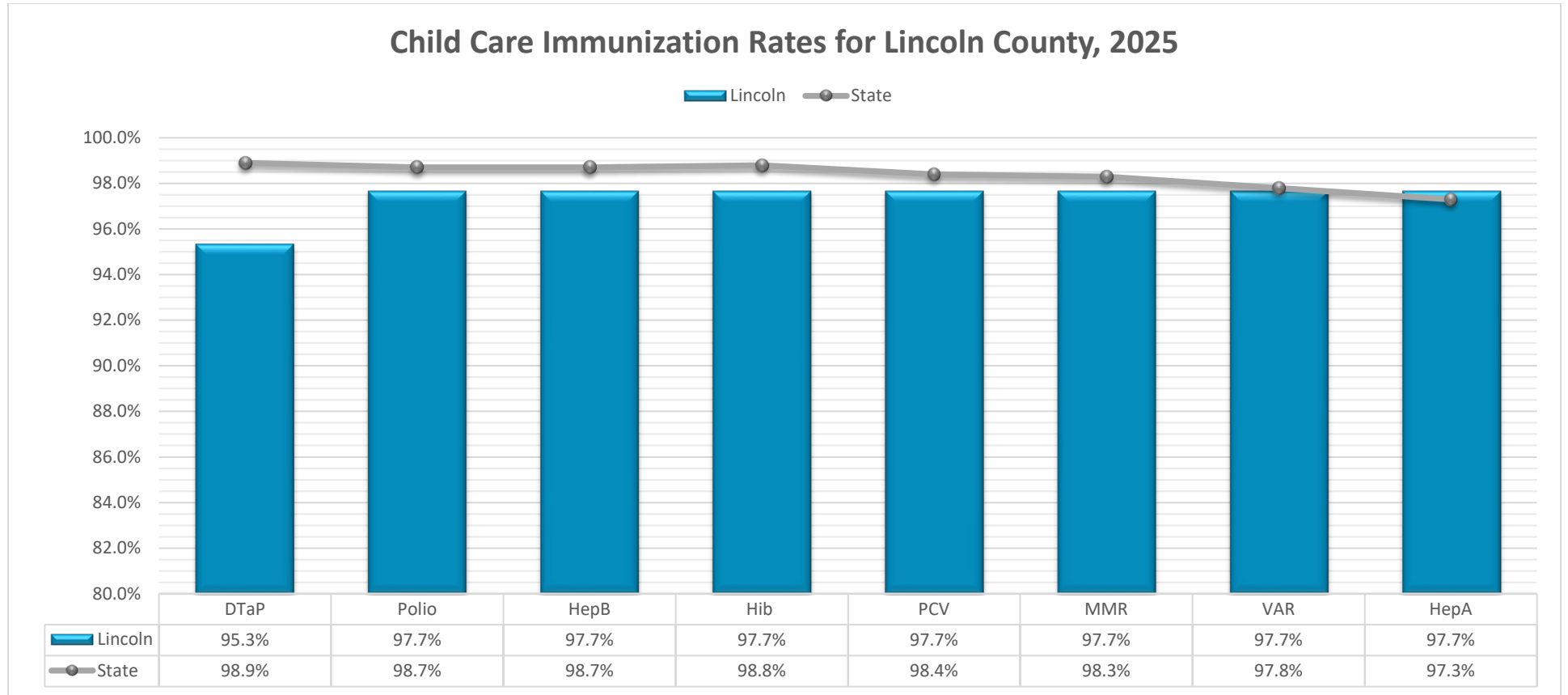


Figure 11: 2025 Child Care Immunization Rates for Oxford County

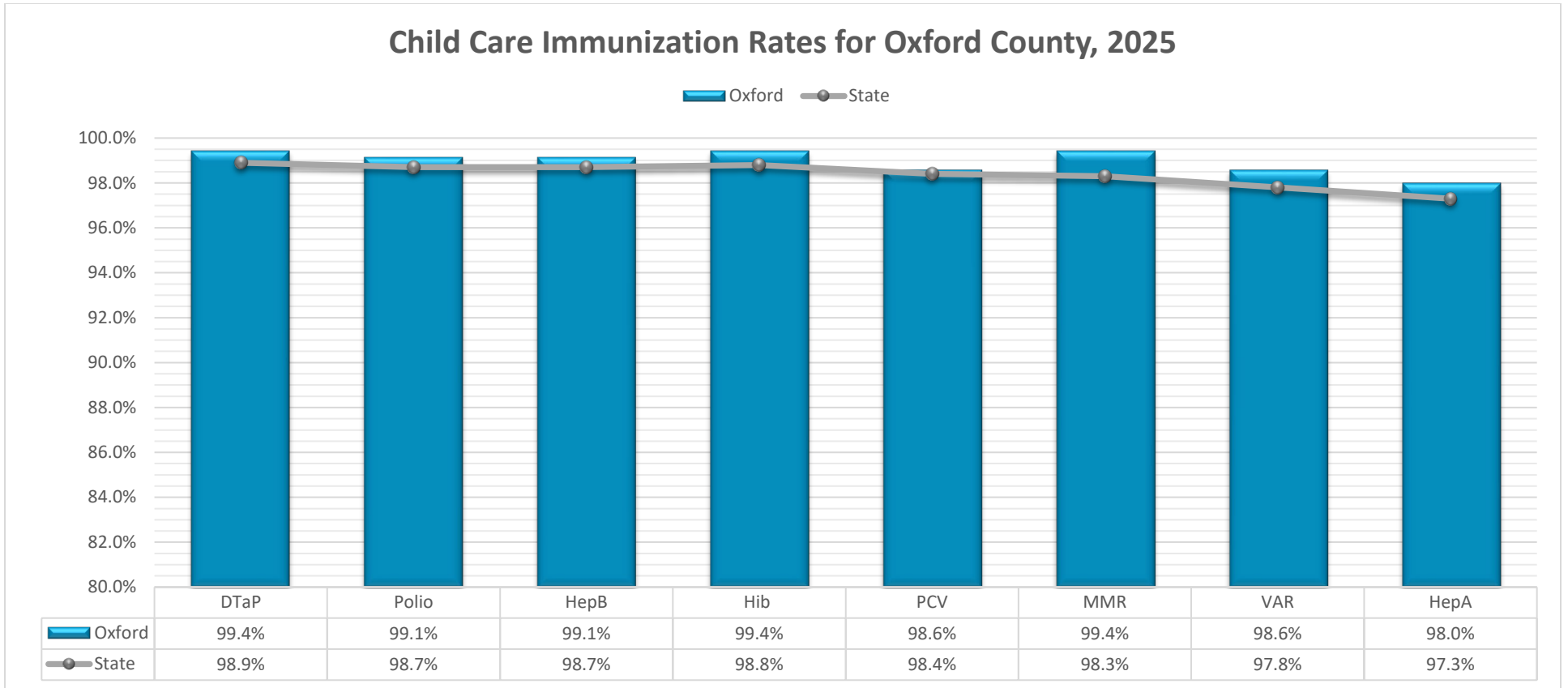


Figure 12: 2025 Child Care Immunization Rates for Penobscot County

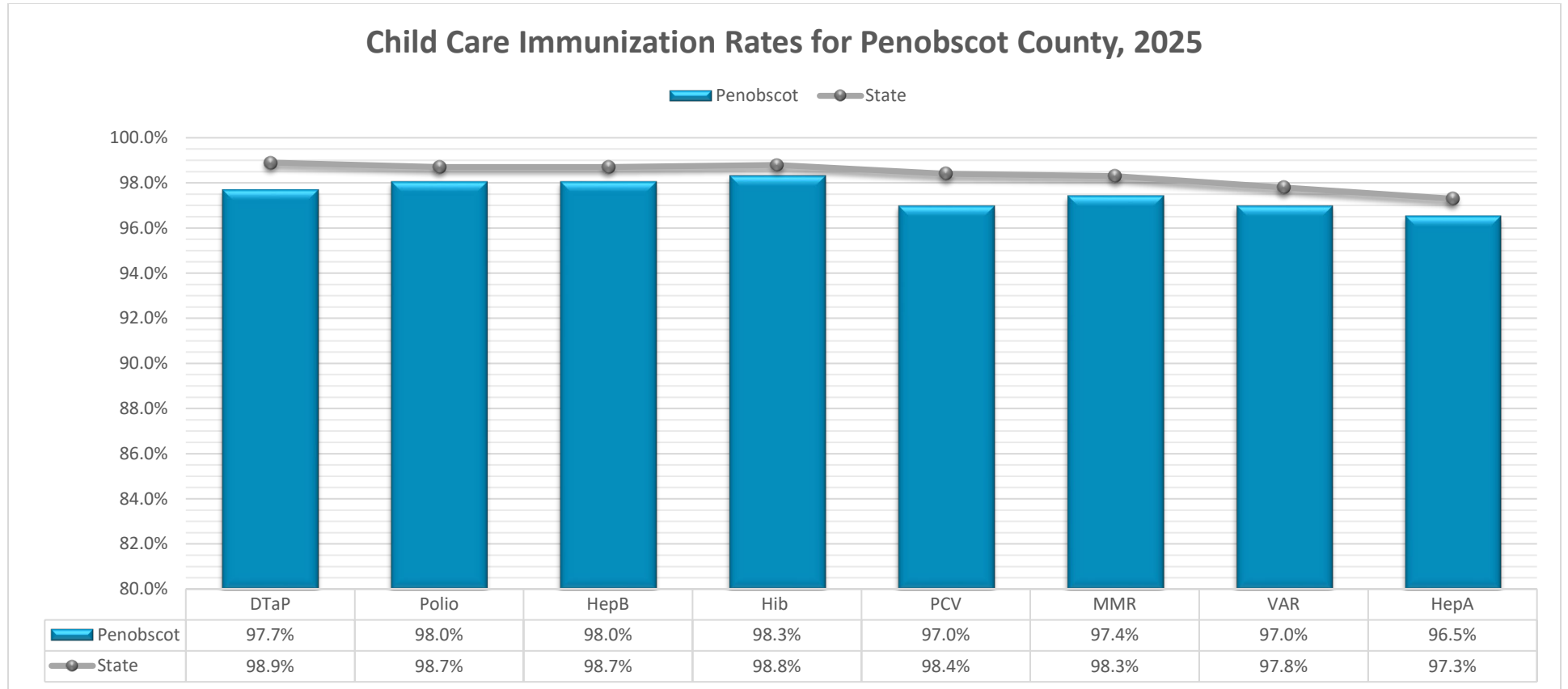


Figure 13: 2025 Child Care Immunization Rates for Piscataquis County

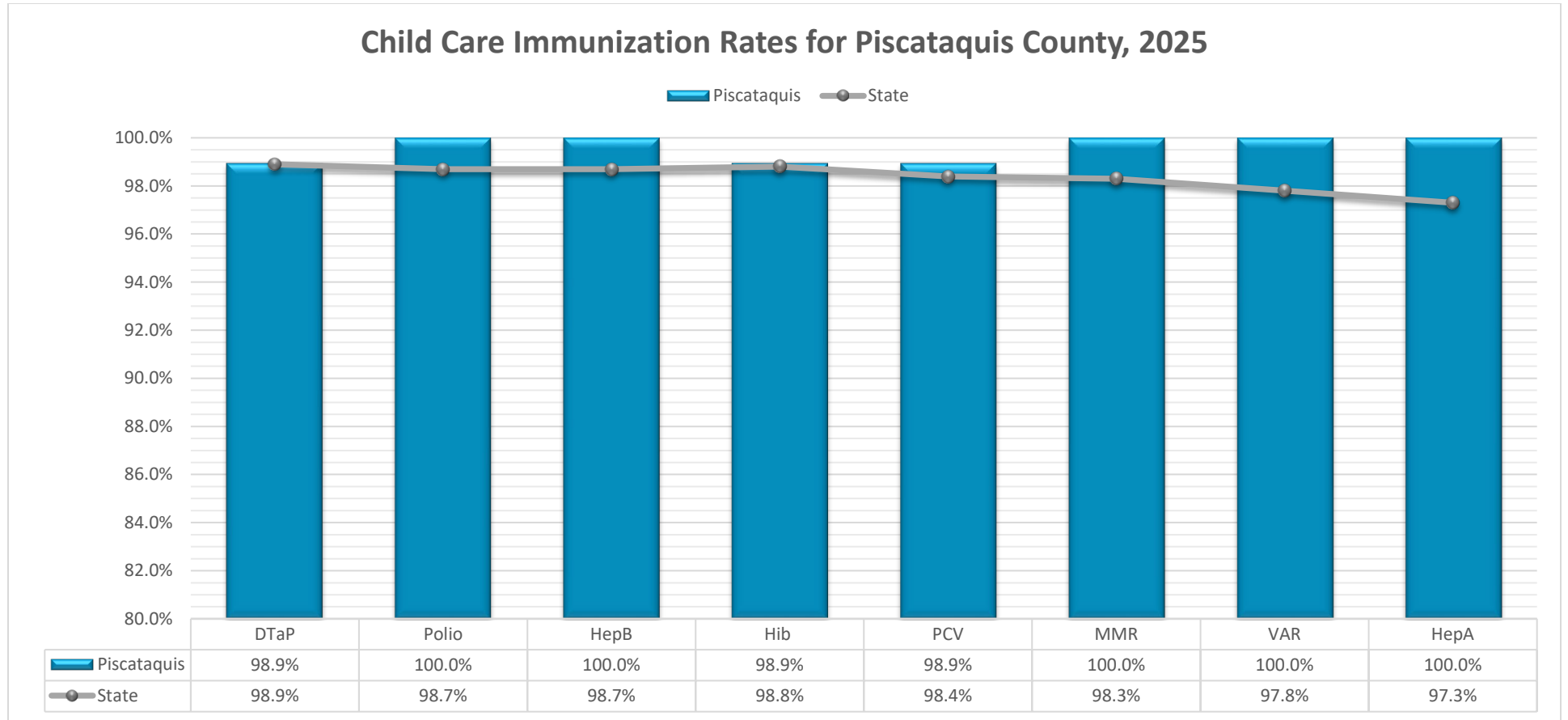


Figure 14: 2025 Child Care Immunization Rates for Sagadahoc County

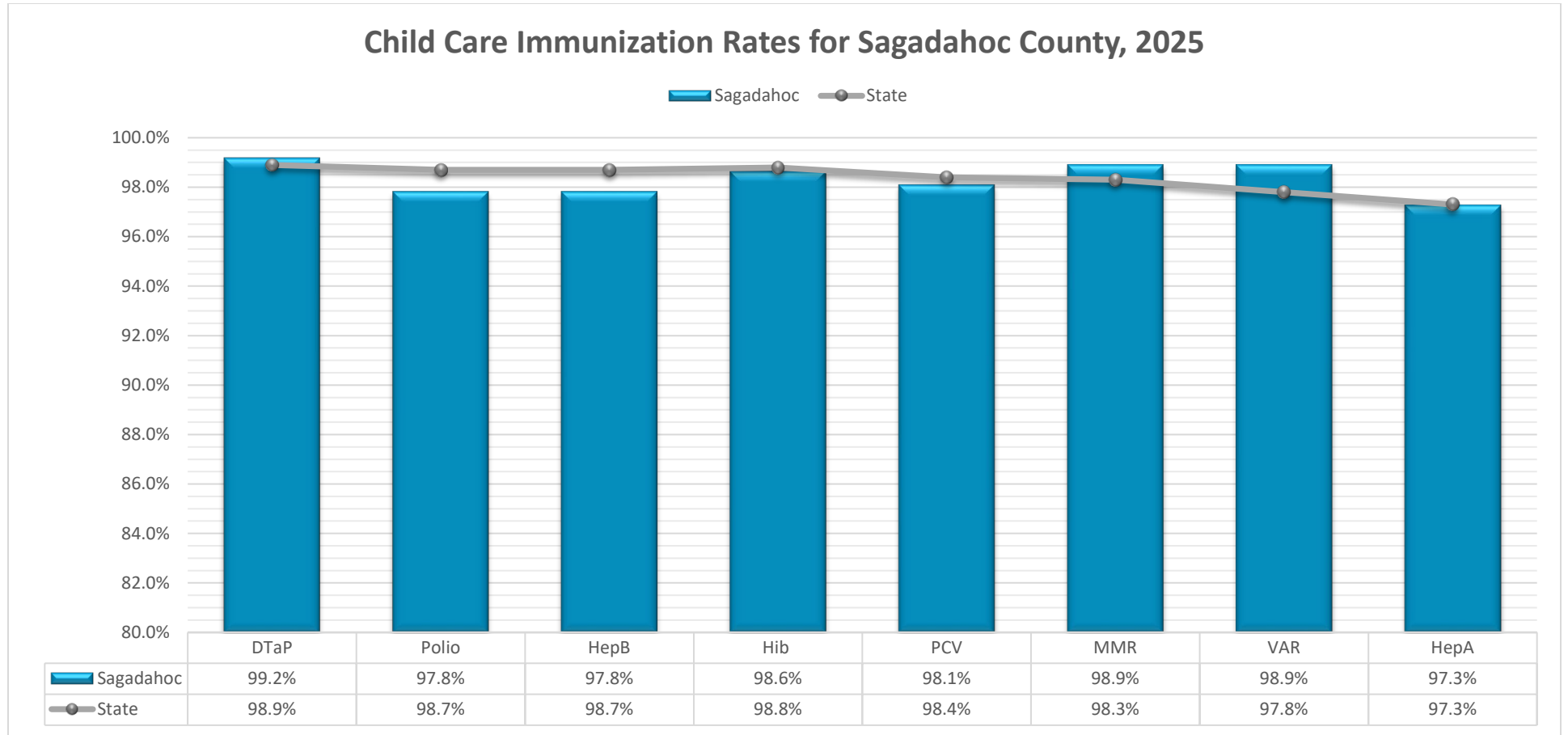


Figure 15: 2025 Child Care Immunization Rates for Somerset County

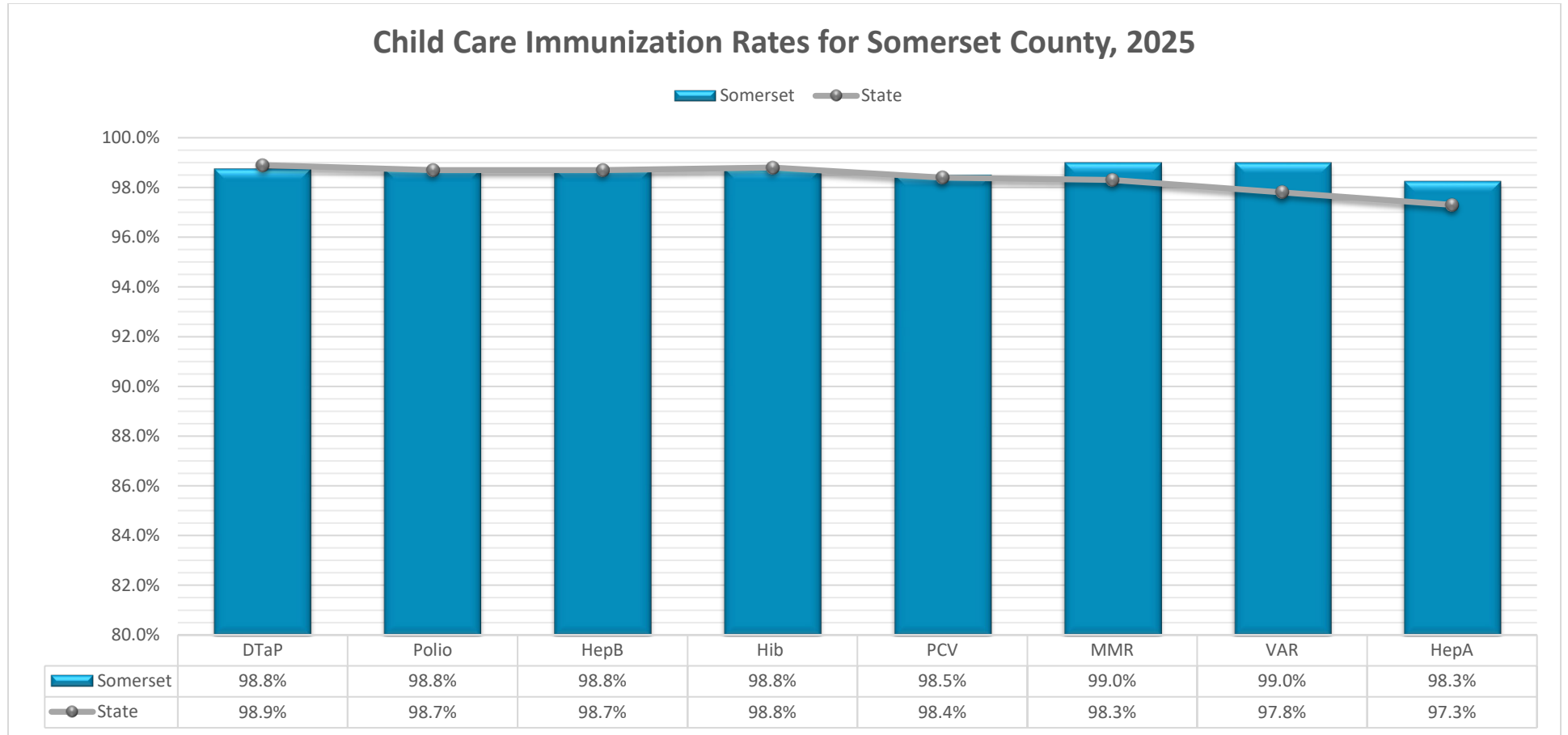


Figure 16: 2025 Child Care Immunization Rates for Waldo County

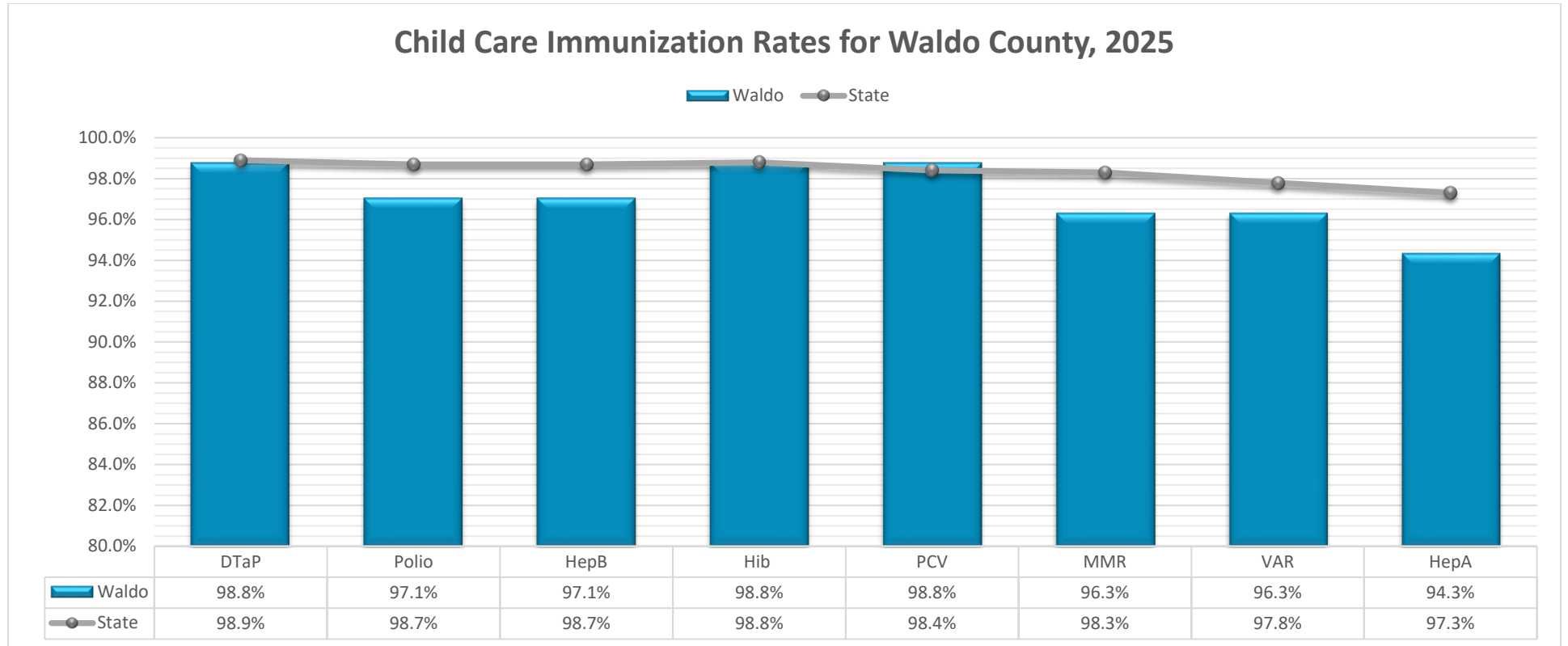


Figure 17: 2025 Child Care Immunization Rates for Washington County

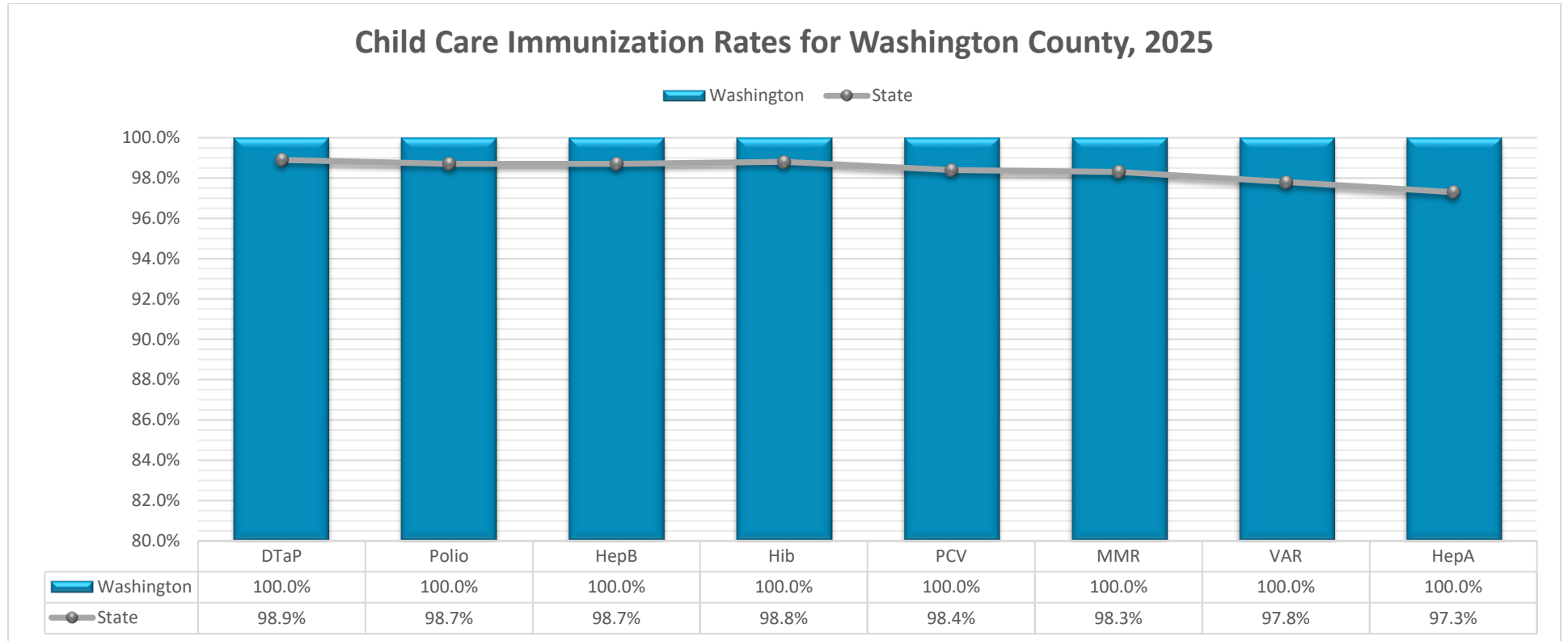


Figure 18: 2025 Child Care Immunization Rates for York County

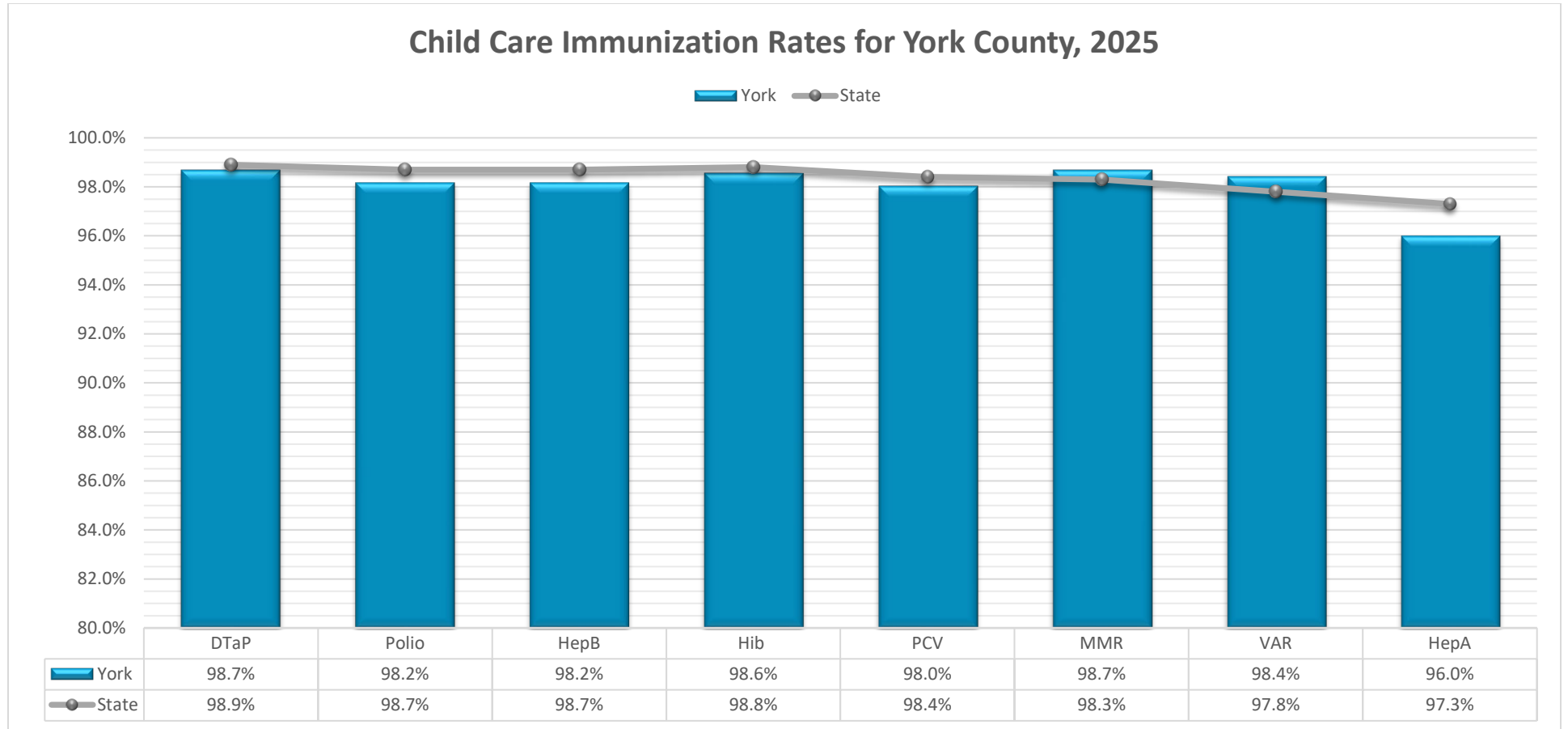


Table 2: 2025 Immunization and Exemption Rates for Child Care Employees by County

<b>Childcare Facility Employees Immunization Coverage Levels with Individual Vaccines and Series, State and Counties - 2025</b>			
<b>Counties</b>	<b>Total Employees</b>	<b>Tdap</b>	<b>MMR</b>
<b>STATE OF MAINE</b>	<b>3,497</b>	<b>99.2%</b>	<b>97.7%</b>
<b>STATE OF MAINE Medical Exemptions</b>	<b>-</b>	<b>0.3%</b>	<b>0.2%</b>
Androscoggin	270	98.5%	94.8%
Aroostook	127	100.0%	100.0%
Cumberland	726	99.2%	97.8%
Franklin	11	99.1%	98.2%
Hancock	125	98.6%	89.2%
Kennebec	298	99.2%	98.8%
Knox	143	100.0%	94.3%
Lincoln	81	95.7%	93.5%
Oxford	41	100.0%	98.4%
Penobscot	368	98.5%	99.8%
Piscataquis	16	100.0%	100.0%
Sagadahoc	81	98.6%	98.6%
Somerset	66	100.0%	100.0%
Waldo	91	100.0%	98.9%
Washington	92	100.0%	96.3%
York	258	99.8%	97.5%

Figure 19: 2025 Immunization and Exemption Rates for Child Care Employees by County

