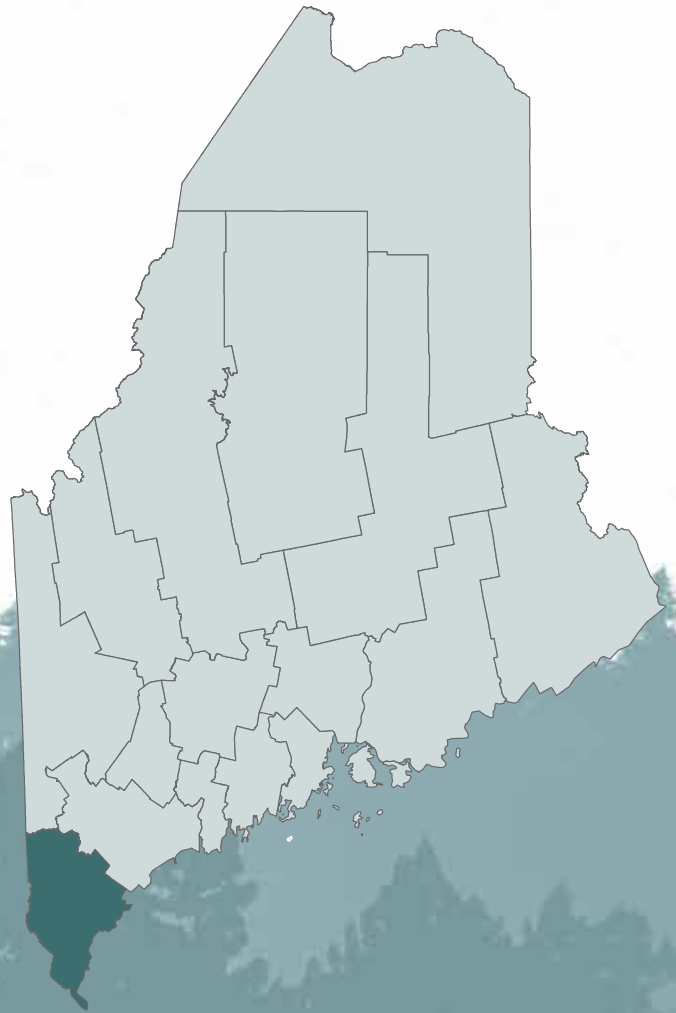


YORK COUNTY

2019 Maine Shared Community Health
Needs Assessment Report






TABLE OF CONTENTS

Executive Summary.....	2
Acknowledgements.....	3
Health Priorities	4
Substance Use.....	5
Social Determinants of Health	7
Mental Health	9
Access to Care.....	11
Community Characteristics	13
Key Indicators.....	16
Appendix A: References	19
Appendix B: History and Governance.....	20
Appendix C: Methodology	21

Key companion documents available at www.mainechna.org:

- York County Health Profile
- Maine State Health Profile
- Health Equity Data Summaries, including state-level data by race, Hispanic ethnicity, sex, sexual orientation, educational attainment, and income

EXECUTIVE SUMMARY

PURPOSE

The Maine Shared Community Health Needs Assessment (Maine CHNA) is a collaborative effort amongst Central Maine Healthcare (CMHC), Northern Light Health (NLH), MaineGeneral Health (MGH), MaineHealth (MH), and the Maine Center for Disease Control and Prevention (Maine CDC). This unique public-private partnership is intended to assess the health needs of all who call Maine home.

- **Mission:** The Maine Shared CHNA is a dynamic public-private partnership that creates shared Community Health Needs Assessment reports, engages and activates communities, and supports data-driven health improvements for Maine people.
- **Vision:** The Maine Shared CHNA helps to turn data into action so that Maine will become the healthiest state in the US.

DEMOGRAPHICS

York County is the sole county in the York Public Health District. The population of York County is 200,536 and 17.9% of the population is 65 years of age or older. The population is predominantly white (96.1%); 1.6% are Hispanic, 1.5% are two or more races, and 1.1% are Asian. The median household income is \$59,132. The high school graduation rate (89.0%) is higher than the state overall, as is the percentage of the population with an associates' degree or higher (40.2%).

TOP HEALTH PRIORITIES

Forums held in York County identified a list of health issues in that community through a voting methodology outlined in the Methods section of this report. Table 1 is a list of top health priorities in York County.

Table 1: York County Health Priorities

PRIORITY AREA	% OF VOTES
Substance Use*	24%
Social Determinants of Health*	23%
Mental Health*	17%
Access to Care*	14%

**Also a statewide priority. For a complete list of statewide priorities, see state health profile on our website, www.mainechna.org*

NEXT STEPS

This assessment report will be used to fulfill the Internal Revenue Service (IRS) requirements for non-profit hospitals as well as the Public Health Accreditation Board (PHAB) requirements for state and local public health departments. Required activities include:

- Obtaining input from the community, including providers and communities served, on leading health issues and unmet needs
- Evaluating previous actions taken to address needs identified in previous assessments
- Choosing (with justification) which health needs should be addressed
- For hospitals, creating an informed implementation strategy designed to address the identified needs
- For District Coordinating Councils, creating District Health Improvement Plans
- For the Maine CDC, creating an informed State Health Improvement Plan

In the coming months and years, policymakers, non-profits, businesses, academics, and other community partners may also use these reports for their own strategic planning purposes.

ACKNOWLEDGEMENTS

Funding for the Maine Shared CHNA is provided by Central Maine Healthcare, Northern Light Health, MaineGeneral Health, and MaineHealth, with generous in-kind support from the Maine Center for Disease Control and Prevention, an office of the Department of Health and Human Services, and countless community partners and stakeholder groups. These stakeholder groups include the Metrics Committee, Data Analysis Workgroup, Community Engagement Committee, Local Planning Committees, and the Steering Committee. Special thanks to the Maine Health Data Organization for working with us to access their data. For a listing of committee members please visit www.mainechna.org and click on “About Maine CHNA.”

Significant analysis was conducted by epidemiologists at the Maine CDC and the University of Southern Maine’s Muskie School of Public Service. John Snow, Inc. provided analysis, methodology, and design support.

In addition, the Steering Committee gratefully acknowledges the countless community volunteers who gave their time and passionately committed to hosting, facilitating, attending, and engaging in this effort. From Aroostook to York, Oxford to Washington County, almost 2,000 Mainers gave their time and talent to this effort. Thank you.



HEALTH PRIORITIES

Health priorities were developed through community participation and voting at community forums. The forums were an opportunity for review of the York County Health Profile, discussion of community needs, and prioritization in small break-out sessions followed by a forum session vote. Table 2 lists all eleven priorities which arose from group break-out sessions at forums held in York County. The priorities shaded are the five priorities which rose to the top.

This section provides a synthesis of findings for each of the shaded top priorities. The following discussion of each priority are from several sources including the data in the county health data profiles, the information gathered at community engagement discussions at the community forums, and key informant interviews. See Appendix C for the complete methodology for all of these activities.

Table 2: York County Forum Voting Results

PRIORITY AREA	% OF VOTES
Substance Use*	24%
Social Determinants of Health*	23%
Mental Health*	17%
Access to Care*	14%
Physical Activity, Nutrition, and Weight	7%
Oral Health	5%
Cancer	3%
Older Adult Health/Healthy Aging*	3%
Advocacy	2%
Infectious Disease	1%
Diabetes	1%

**Also a statewide priority. For a complete list of statewide priorities, see state health profile on our website, www.mainechna.org*

SUBSTANCE USE

The Substance Abuse and Mental Health Services Administration (SAMHSA) estimated that 8% of adults in the United States have had a substance use disorder in the past year.¹ Tobacco, alcohol, marijuana, and nonmedical use of prescription pain relievers (e.g., OxyContin, Vicodin) are the leading substance use health issues for adults.² Tobacco, alcohol, and marijuana are the most common substances misused by adolescents, followed by amphetamines (e.g., Adderall) and nonmedical use of prescription pain relievers.³ Those with substance use disorders often face a number of barriers that limit access and hinder engagement in care; one study estimates that more than 50% of individuals with mental health and substance use issues are not engaged in needed services.⁴ Barriers to care include a lack of education, awareness, and understanding around the signs, symptoms, risk factors, and consequences associated with substance use, social stigma, and workforce shortages. Statewide, many forum participants and key informant interviewees identified gaps in access to substance use treatment and recovery services. Finally, those who are uninsured or underinsured are more likely to face barriers to care, and historically, coverage for substance use services has been less comprehensive than for physical health services. This is further complicated by the cost of co-pays, transportation, and medications, even for those who are eligible for free or discounted services, or for those with commercial insurance, as many private substance use treatment providers do not accept insurance and require cash payments.

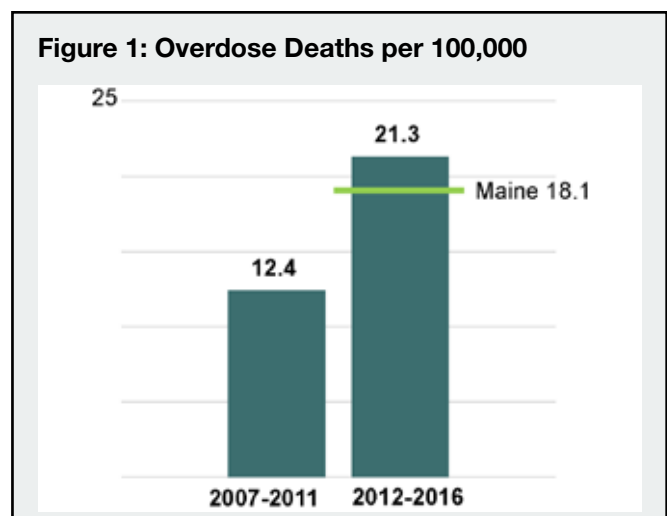
QUALITATIVE EVIDENCE

Community forum participants identified opioid use disorder as the leading issue in the realm of substance use. Participants discussed the need for more comprehensive, accessible, and affordable services to help those in need. Inpatient treatment, step-down programs, medication-assisted treatment (MAT) options, medical detox, and education and support for families and those in recovery were identified as specific gaps in the spectrum of care. Additionally, participants felt there was a need for overdose response and Narcan training in the community. Key informants identified a number

of priority health issues for individuals with substance use disorders and those in treatment/recovery. These priorities include education and outreach around how to access healthcare and treatment options, routine basic health care (primary care, dental care), and care that addresses co-occurring mental health and substance use issues. Informants also identified needs specific to youth, including information on where and how to access treatment and better access to confidential services. Another key theme was the need to provide better access to many of the resources that make up the social determinants of health: affordable, safe, and supportive housing; transportation; and nutritious foods.

Though opioids were the leading issue, forum participants also mentioned tobacco and marijuana use as priority issues. Rates of tobacco use have declined over time, but forum participants felt there was a need to maintain education and prevention efforts. E-cigarette use, also referred to as “vaping” or “Juuling” is an emerging issue, especially for young people. Similarly, there is a lack of clarity on what short-term and long-term impacts the legalization of marijuana will have on individuals and communities. Those with limited English language skills face additional health disparities. The lack of well-trained interpreters and translators and culturally competent health care providers creates obstacles to obtaining services and understanding health care information.

QUANTITATIVE EVIDENCE



In York County:

- Overdose deaths per 100,000 increased significantly between 2007-2011 and 2012-2016, from 12.4 to 21.3.
- Drug-induced deaths per 100,000 increased significantly between 2007-2011 and 2012-2016, from 12.8 to 22.1.
- Overdose emergency medical service responses per 10,000 population were significantly higher than the state overall (99.6 vs. 93.0) in 2016-2017.

- Past-30-day marijuana use amongst adults increased between 2012-2015 and 2013-2016, from 7.4% to 10.0%.

See Key Indicators on page 16 as well as companion Health Profiles on our website www.mainechna.org. Those documents also include information on data sources and definitions.

COMMUNITY RESOURCES TO SUBSTANCE USE

Table 3 is a summary of the assets and needs identified through the community engagement process, including review by local teams. It is important to note that this is not a complete list of available resources or existing needs in the community; other resources, like 211 Maine, and local/county resource guides should be referenced as a more comprehensive inventory.

Table 3: Assets and Gaps/Needs (Substance Use)

ASSETS	GAPS/NEEDS
<ul style="list-style-type: none"> • Integrated Medication-Assisted Treatment (IMAT) Program • Grant funding • Narcan • Education • Some treatment options • 211 Maine • Opioid hotline • Grace Street Recovery Services • Local Community Health Coalition • Intensive Out Patient Maine Behavioral Healthcare • Cottage Program • York Hospital • Community Health Centers • MaineHealth • Sheriff’s Office • Maine Families • Kennebunk Police • SMHC Southern Maine Health Care • York County Shelter Program • Opioid Care Navigator at Saco Police Department • Primary Prevention • Telehealth 	<ul style="list-style-type: none"> • Recovery Models • More MAT providers • More treatment options • Funding to support people’s access to treatment • Adult education • Evidence based curriculums in schools • Transportation • Housing • Narcan • More education • More treatment beds • Overdose assistance training • Uninsured treatment • Support after inpatient care/incarcerations • Support for families • Medical detox

SOCIAL DETERMINANTS OF HEALTH

The social determinants of health are the conditions in which people live, work, learn, and play that affect their health; factors include socioeconomic status (e.g., education, income, poverty), housing, transportation, social norms and attitudes (e.g., racism and discrimination), crime and violence, literacy, and availability of resources (e.g., food, health care). These conditions influence an individuals' health and define quality of life for many segments of the population, but specifically those that are most vulnerable. According to the Kaiser Family Foundation, social factors like education, racism, and poverty accounted for over a third of total deaths in the United States.⁵

For example, lack of access to the use of a personal vehicle may be due to any number of factors including affording the vehicle itself, or the insurance, repairs, or even perhaps a license suspension or revocation. This can be especially challenging in areas without reliable public transportation, like in rural Maine. This results in difficulty accessing health services, employment, and basic necessities (e.g., food, clothing, medication). This issue is further complicated for older adults with mobility impairments and individuals with disabilities who require specialized forms of transportation or extra assistance.

Food insecurity refers to a lack of resources to access enough nutritional food for a household. Food insecurity has both direct and indirect impacts on health for people of all ages, but is especially detrimental to children.⁶ Chronic diseases and health conditions associated with food insecurity include asthma, low birthweight, diabetes, mental health issues, hypertension, and obesity.⁷

QUALITATIVE EVIDENCE

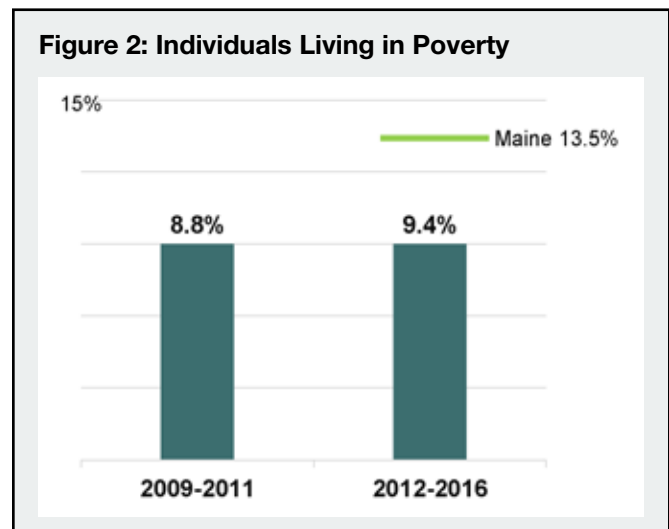
A dominant theme from key informant interviews and community forums was the tremendous impact that the underlying social determinants, particularly housing, transportation, and food insecurity have on the residents of York County. At the root of many of these issues is poverty; those in poverty are often deprived of access to health, community, and social resources, which perpetuates physical and mental health issues.⁸ Lack of job training, income gaps, labor shortages, and

low-paying jobs were identified as issues in the county. Forum participants reported that access to affordable and reliable forms of transportation was problematic. Participants also identified a need safe and affordable housing, especially for older adults who may no longer be able to stay in their homes for financial or safety reasons. There is also a need for emergency shelters, family shelters, and sober/ transitional living spaces.

QUANTITATIVE EVIDENCE

In York County:

- The percentage of individuals living in poverty increased between 2009-2011 and 2012-2016, from 8.8% to 9.4%.
- The percentage of households with no vehicle was 2.0% in 2012-2016.
- The percentage of adults aged 65 or older living alone was 43.6% in 2012-2016, compared to 45.3% for the state overall.
- In York County, 13.4% of households lack enough food to maintain healthy, active lifestyles for all household members (vs. 15.1% for the state overall) in 2014-2015.



See Key Indicators on page 16 as well as companion Health Profiles on our website www.mainechna.org. Those documents also include information on data sources and definitions.

COMMUNITY RESOURCES TO ADDRESS SOCIAL DETERMINANTS OF HEALTH

Table 4 is a summary of the assets and needs identified through the community engagement process, including review by local teams. It is important to note that this is not a complete list of available resources or existing needs in the community; other resources, like 211 Maine, and local/county resource guides should be referenced as a more comprehensive inventory.

Table 4: Assets and Gaps/Needs (Social Determinants of Health)

ASSETS	GAPS/NEEDS
<ul style="list-style-type: none"> • Case management organizations • United Way of York County • Community Coalitions • Alfred Housing Shelter • Voluntary Rehab • Preble Street Collaboration w/ Mental Health providers • AVESTA • Stock of meds • Maine State Housing Authority • Housing subsidies • Section 8 • Town Planning boards • Temporary Assistance for Needy Families fund • Food Pantry • Saco Shuttle bus • Housing authorities /agencies • Community boards • York County Shelter Program • York County Community Action Corporation • Southern Maine Health Care • York Hospital 	<ul style="list-style-type: none"> • Affordable Units • Emergency Housing • Higher Wages • Telehealth expansion • More funding • Long waiting lists • Quality sober living • Mental health treatment for Homeless • Better wages • Substandard aging housing • Outreach/education • Public Transportation, transportation for non-Medicare/Medicaid individuals • Civic Infrastructure • Transitional Housing • Basic family shelters • Healthcare workers • Access to low-cost environmental testing • Lack of housing stock

MENTAL HEALTH

Mental health affects all segments of the population, regardless of age, socioeconomic status, race/ethnicity, or gender. Poor mental health contributes to a number of issues that affect both individuals and communities. Mental health disorders, when left unmanaged, may affect an individual's ability to form and maintain relationships with others, cope with challenges, and lead a healthy and productive life. Individuals with serious mental illness (e.g., major depression or schizophrenia) are at a higher risk of developing other medical conditions, including cardiovascular disease, diabetes, stroke, and Alzheimer's disease. While the reason for this link is unclear, research suggests that those with mental illness may experience more barriers to medical care and prevention strategies and may find it harder to care for themselves.⁹

More than 25% of adults with a mental health disorder also have a substance use disorder; this comorbidity occurs more among adults with depression, anxiety disorders, schizophrenia, and personality disorders. While mental health conditions may lead to drug or alcohol use, the reverse can also be true—the use of certain substances may cause individuals to experience symptoms of a mental health disorder.¹⁰

QUALITATIVE EVIDENCE

Participants cited depression, stress, and trauma as leading mental health issues in York County. While many felt there was a need for behavioral health services in general, education/prevention, inpatient services, psychiatry, counseling, and social work were identified as specific gaps in the spectrum of mental health care. Participants felt there should be more screening at the primary care level, and more community-level mental health programming.

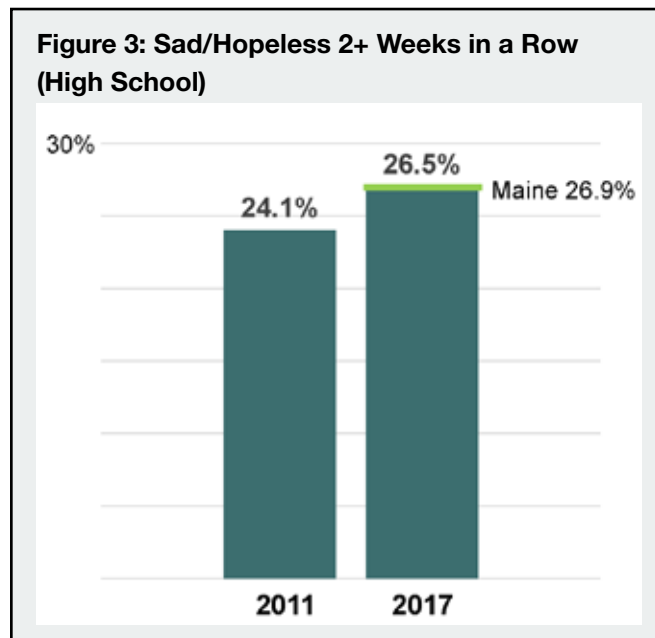
Though mental health issues affect all individuals, community forum participants identified youth as a segment of the population that is disproportionately affected. Many participants discussed the need for increased education and mental health screening in schools. Those who experienced Adverse Childhood Experiences (ACEs), such as abuse and neglect, have a higher risk of developing behavioral health issues.¹¹

Several participants identified stigma, or the disapproval or discrimination against a person based on a particular circumstance (e.g., mental health condition) as a major barrier to care. Stigma prevents individuals from receiving the help they need as individuals with a mental health issue may not seek care for fear that they will be shamed or discriminated against. Community members called for more education around mental health issues, for both providers and residents, to reduce burden and stigma for those suffering and those seeking care.

QUANTITATIVE EVIDENCE

In York County:

- The percentage of adults who reported 14 or more days lost due to poor mental health in the last 30 days increased between 2011-2013 and 2014-2016, from 13.9% to 16.9%.
- The percentage of high school students who reported that they had been sad/hopeless for more than two weeks in a row increased between 2011 and 2017, from 24.1% to 26.5%.



See Key Indicators on page 16 as well as companion Health Profiles on our website www.mainechna.org. Those documents also include information on data sources and definitions.

COMMUNITY RESOURCES TO ADDRESS MENTAL HEALTH

Table 5 is a summary of the assets and needs identified through the community engagement process, including review by local teams. It is important to note that this is not a complete list of available resources or existing needs in the community; other resources, like 211 Maine, and local/county resource guides should be referenced as a more comprehensive inventory.

Table 5: Assets and Gaps/Needs (Mental Health)

ASSETS	GAPS/NEEDS
<ul style="list-style-type: none"> • Peer recovery centers • Education • Social media • Counselors available at OBGYN offices • Maine Behavioral Healthcare • Nasson Health Care • York County Shelter Program • National Alliance on Mental Illness (NAMI) Maine • Maine families • Sweetser • Mainecare • Employee Assistance Programs • Sanford Adult education • Community Connections • Mental Health First Aid Training • Prescription assistance • Social workers • Guidance counselors • Anti-bullying prevention programs • Inpatient mental health unit • Boys and girls club • YMCA • Big Brothers/Big Sisters • Peer to peer services in Biddeford • University of Southern Maine • University of New England • York County Community Action Corporation • Southern Maine Health Care • York Hospital 	<ul style="list-style-type: none"> • More inpatient beds • Long wait list for services • More case management • More psychiatrists, social workers, mental health professionals, psychologists • More ways to connect with others • Transportation services • Training for law enforcement • Social workers in schools • Community-level mental health programming • More programming around youth mental health • Screening at the primary care level • Discharge resources • Outpatient support • Residential treatment funding

ACCESS TO CARE

Having health insurance is an important factor for overall health and well-being. However not all insurances are equal. Some insurances do not pay for needed acute services, preventative care, disease management, or mental health services. In addition, some insurances do not always pay the total costs of dental care or prescription drugs. Access to a usual source of primary care is particularly important in staying healthy and keeping high-cost preventable acute conditions to a minimum.

Barriers to accessing care also include the availability and affordability of care. Low-income individuals, people of color, those with less than a high school diploma, and LGBTQ populations face even greater disparities in health insurance coverage compared to those who are heterosexual, white, and well-educated. For example, in Maine, over 20.0% of American Indian/Alaska Natives and Black/African American adults report they are unable to receive or have delayed medical care due to cost, compared to 10% of white adults. Compared to heterosexual residents (11.6%), 19.3% of bisexual residents, and 22.5% of residents who identified as something other than heterosexual, gay or lesbian, or bisexual, were uninsured. You can find more information on health disparities by race, ethnicity, education, sex, and sexual orientation in the Health Equity Data Summaries, available at www.mainechna.org.

QUALITATIVE EVIDENCE

Many forum participants and key informants identified the social determinants of health—particularly poverty, and the inability to access reliable and affordable forms of transportation—as significant barriers to care. These are discussed in more details in the “Social Determinants of Health” section of this report.

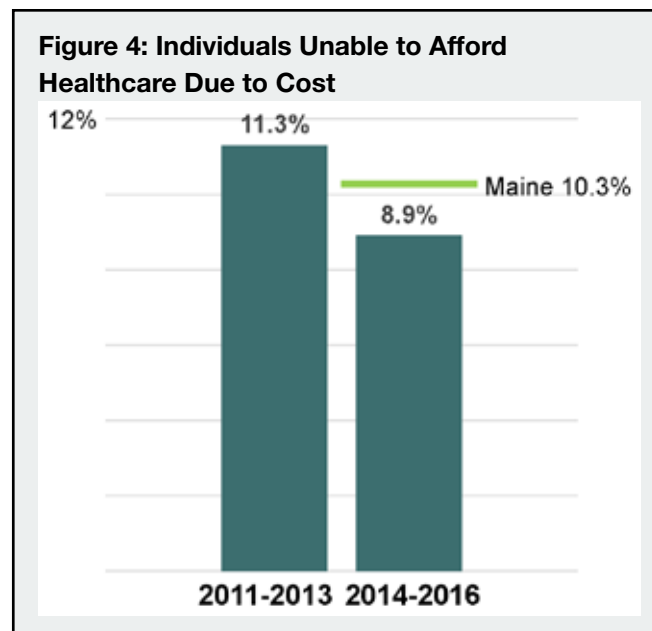
Beyond the need for Medicaid expansion, signed into law on January 3, 2019, participants discussed the need for more comprehensive and affordable health services, specifically dental care, behavioral health services, primary care, home health, and assisted living. Participants also felt that while there are social service resources in York County, it was difficult to know how to access them or find more information.

Participants identified a need for more affordable insurance options, financial assistance programs, and resources for those in “the gap” – those that are not eligible for Medicaid, but who cannot afford commercial insurance. Even for those with insurance, deductibles, co-pays, and prescription medications are unaffordable and prevent people from seeking care.

QUANTITATIVE EVIDENCE

In York County:

- The percentage of the population that was uninsured was 8.7% in 2012-2016.
- The ratio of primary care physicians to 100,000 population was 62.4, compared to 67.3 for the state overall, in 2017.
- The percentage of the population who reported cost barriers to health care was 8.9% in 2014-2016.



See Key Indicators on page 16 as well as companion Health Profiles on our website www.mainechna.org. Those documents also include information on data sources and definitions.

COMMUNITY RESOURCES TO ADDRESS ACCESS TO CARE

Table 6 is a summary of the assets and needs identified through the community engagement process, including review by local teams. It is important to note that this is not a complete list of available resources or existing needs in the community; other resources, like 211 Maine, and local/county resource guides should be referenced as a more comprehensive inventory.

Table 6: Assets and Gaps/Needs (Access to Care)

ASSETS	GAPS/NEEDS
<ul style="list-style-type: none"> • Older adult rider service in populated areas • Hospital-based prescription assistance programs for access to unaffordable meds • Health Care Navigators • 211 Maine • Free care programs through some hospitals • Care partners • Nasson Health Care • Tri-County • Health Centers that take the uninsured- • York County Community Action Corporation • Southern Maine Health Care • York Hospital • MaineHealth Care Partners • MedAccess 	<ul style="list-style-type: none"> • Affordable insurance options • Resources for those in the gap • Medicaid expansion • Transportation • Health care vouchers • Rides for older adults in rural areas • Awareness of social resources • Patient advocacy services • Affordable health care • Affordable options other than Emergency Room or Emergency Medical Services • Expand Medicaid/Medicare • Education • Dated resources • Health literacy

COMMUNITY CHARACTERISTICS

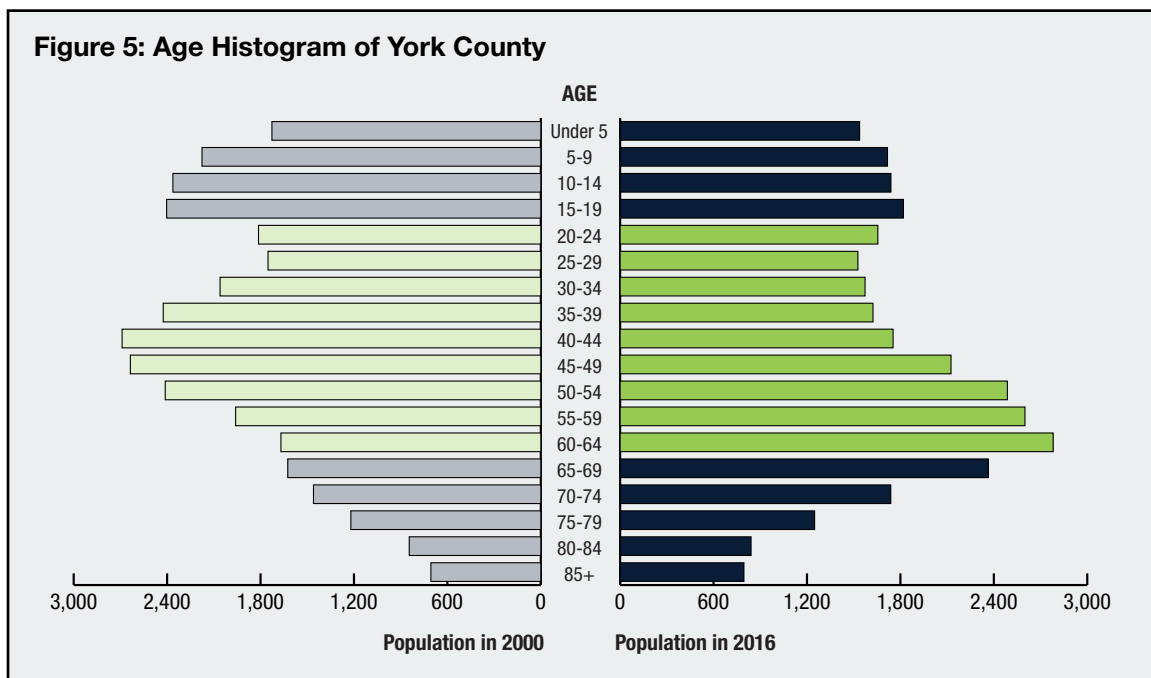
AGE DISTRIBUTION

Age is a fundamental factor to consider when assessing individual and community health status; older individuals typically have more physical and mental health vulnerabilities and are more likely to rely on immediate community resources for support compared to young people.¹² With an aging population comes increased pressure on the healthcare system and shortages in the healthcare workforce, especially geriatricians, nurses, social workers, and direct care workers like home health aides and certified nursing assistants, to meet the needs of older adults.¹³

The following is a summary of findings related to community characteristics for York County. Conclusions were drawn from quantitative data and qualitative information collected through forums and key informant interviews.

For key companion documents visit www.mainechna.org and click on "Health Profiles."

- In York County, 17.9% of the population is 65 years of age or older.



RACE/ETHNICITY

An extensive body of research illustrates the health disparities that exist for racial/ethnic minorities, non-English speakers, and foreign-born populations. According to the Centers for Disease Control and Prevention (CDC), non-Hispanic Blacks have higher rates of premature death, infant mortality and preventable hospitalization than non-Hispanic Whites.¹⁴ Individuals with limited English proficiency (LEP), defined as the ability to read, speak, write or understand English "less than very well," have lower levels of medical comprehension. This leads to higher rates

of medical issues and complications, such as adverse reactions to medication.^{15,16} Cultural differences such as, but not limited to, the expectations of who is involved in medical decisions can also impact access to health care and to health information. These disparities show the disproportionate and often avoidable inequities that exist within communities and reinforce the importance of understanding the demographic makeup of a community to identify populations more likely to experience adverse health outcomes.

In York County:

- The population is predominantly White (96.1%); 1.6% of the population is Hispanic, 1.5% of the population is two or more races, and 1.1% of the population is Asian.

Table 7: Race/Ethnicity in York County 2012-2016

	PERCENT/NUMBER
American Indian/Alaskan Native	0.3% / 697
Asian	1.1% / 2,179
Black/African American	0.9% / 1,745
Hispanic	1.6% / 3,122
Some other race	0.1% / 267
Two or more races	1.5% / 2,972
White	96.1% / 192,652

SOCIOECONOMIC STATUS

Socioeconomic status (SES) is measured by such things as income, poverty, employment, education, and neighborhood characteristics. Individuals with low SES are more likely to have chronic health issues, die prematurely, and have overall poor health. Low-income status is highly correlated to a lower than average life expectancy. Lack of gainful employment is linked to several barriers to care, such as lack of health insurance, inability to pay for health care services, and the inability to pay for transportation to receive services. Higher education is associated with improved health outcomes and social development at individual and community levels. The health benefits of higher education typically include better access to resources, safer and more stable housing, and better engagement with providers. Factors associated with low education impact an individual’s ability to navigate the healthcare system, disparities in personal health behaviors, and exposure to chronic stress. It is important to note that, while education affects health, poor health status may also be a barrier to education. Table 8 includes a number of data points comparing York County to the

state overall.

Additionally, in York County:

- The estimated high school graduation rate was higher than the state overall (89% vs. 86.9%) in 2017.
- The percent of the population over 25 with an

Table 8: Socioeconomic Status in York County, 2012-2016

	YORK/MAINE
Median household income	\$59,132 / \$50,826
Unemployment rate	3.4% / 3.8%
Individuals living in poverty	9.4% / 13.5%
Children living in poverty	10.5% / 17.2%
65+ living alone	43.6% / 45.3%

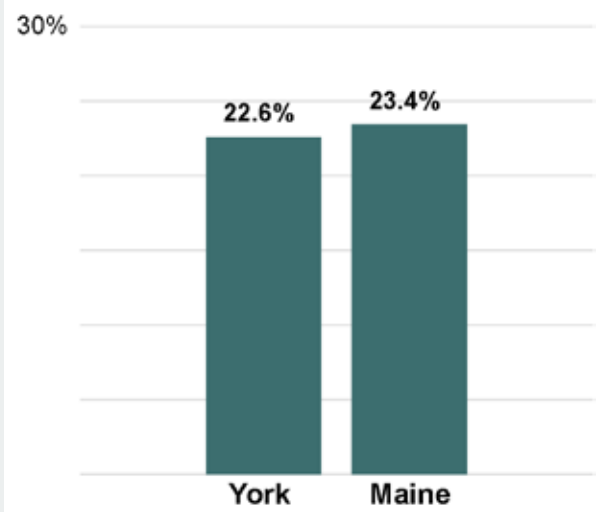
SPECIAL POPULATIONS

Community engagement activities identified the youth population in York County as being particularly vulnerable or at-risk for poor health or health inequities.

Youth

Community forums identified youth as a priority population. Specific issues of concern were youth mental health issues (specifically depression and stress), substance use (specifically opioids, marijuana, and tobacco), and lack of education and promotion around nutrition and physical activity. The community discussed the impact of ACEs on youth health, and the need to focus on mental health to support at risk youth. One key informant who works with youth identified a need for them to be able to access low-cost and anonymous health services, specifically reproductive and substance use services, without parent permission.

Figure 6: Adverse Childhood Experiences, 2017 (High School)



In addition to the data collected and analyzed for the County Health Profiles, the Maine CDC created Health Equity Data Summaries (available at www.mainechna.org) which provides selected data analyzed by sex, race, Hispanic ethnicity, sexual orientation, educational attainment, and income. These data are at the state level, as much of the county level data would be suppressed due to small numbers and privacy concerns, and the previous analyses have shown that health disparities found at the state level are generally similar in individual counties.

It should also be noted that during the summer months, Maine's population increases due to temporary and part-time residents with those who seek the beauty of the rocky coast, mountains, lakes, camps, and islands. For many communities, this poses unique opportunities – and challenges.

KEY INDICATORS

The Key Indicators provide an overview of the health of each county. They are a broad sampling of health topics, including health behaviors, outcomes, living conditions, and health care quality and access. See the York County Health Profile for a full set of data. The table uses symbols to show whether there are important changes in each indicator over time and to show if local data is notably better or worse than the state or the nation. See the box below for a key to the symbols:

CHANGE shows **statistically significant changes** in the indicator over time, based on 95% confidence interval (see description above).

- ★ means the health issue or problem is **getting better** over time.
- ! means the health issue or problem is **getting worse** over time.
- means the change was not statistically significant.
- N/A means there is not enough data to make a comparison.

BENCHMARK compares York County data to state and national data, based on 95% confidence interval (see description above).

- ★ means York County is doing **significantly better** than the state or national average.
- ! means York County is doing **significantly worse** than the state or national average.
- means there is no statistically significant difference between the data points.
- N/A means there is not enough data to make a comparison.

ADDITIONAL SYMBOLS

- * means results may be statistically unreliable due to small numbers, use caution when interpreting.
- means data is unavailable because of lack of data or suppressed data due to a small number of respondents.

	YORK COUNTY DATA			BENCHMARKS			
KEY INDICATOR	POINT 1	POINT 2	CHANGE	MAINE	+/-	U.S.	+/-
SOCIAL, COMMUNITY & PHYSICAL ENVIRONMENT							
Children living in poverty	2007-2011 10.5%	2012-2016 10.5%	N/A	2012-2016 17.2%	N/A	2016 21.1%	N/A
Median household income	2007-2011 \$56,552	2012-2016 \$59,132	N/A	2012-2016 \$50,826	N/A	2016 \$57,617	N/A
Estimated high school student graduation rate	2014 89.0%	2017 89.0%	N/A	2017 86.9%	N/A	—	N/A
Food insecurity	2012-2013 13.6%	2014-2015 13.4%	N/A	2014-2015 15.1%	N/A	2015 13.4%	N/A
HEALTH OUTCOMES							
14 or more days lost due to poor physical health	2011-2013 17.7%	2014-2016 20.9%	○	2014-2016 19.6%	○	2016 11.4%	N/A
14 or more days lost due to poor mental health	2011-2013 13.9%	2014-2016 16.9%	○	2014-2016 16.7%	○	2016 11.2%	N/A
Years of potential life lost per 100,000 population	2010-2012 5,473.7	2014-2016 6,010.5	○	2014-2016 6,529.2	○	2014-2016 6,658.0	N/A
All cancer deaths per 100,000 population	2007-2011 174.9	2012-2016 173.5	○	2012-2016 173.8	○	2011-2015 163.5	!
Cardiovascular disease deaths per 100,000 population	2007-2011 188.9	2012-2016 168.9	★	2012-2016 195.8	★	2016 218.2	★
Diabetes	2011-2013 9.4%	2014-2016 10.1%	○	2014-2016 10.0%	○	2016 10.5%	○
Chronic obstructive pulmonary disease (COPD)	2011-2013 8.0%	2014-2016 7.2%	○	2014-2016 7.8%	○	2016 6.3%	○
Obesity (adults)	2011 26.5%	2016 32.5%	○	2016 29.9%	○	2016 29.6%	○
Obesity (high school students)	2011 11.6%	2017 13.4%	○	2017 15.0%	○	—	N/A
Obesity (middle school students)	2015 10.8%	2017 14.6%	○	2017 15.3%	○	—	N/A
Infant deaths per 1,000 live births	2007-2011 4.9	2012-2016 5.4	○	2012-2016 6.5	○	2012-2016 5.9	○
Cognitive decline	2012 12.3*%	2016 10.0*%	○	2016 10.3%	○	2016 10.6%	○
Lyme disease new cases per 100,000 population	2008-2012 42.9	2013-2017 90.1	N/A	2013-2017 96.5	N/A	2016 11.3	N/A
Chlamydia new cases per 100,000 population	2008-2012 192.4	2013-2017 247.5	N/A	2013-2017 293.4	N/A	2016 494.7	N/A
Fall-related injury (unintentional) emergency department rate per 10,000 population	2009-2011 324.7	2012-2014 298.2	★	2012-2014 340.9	★	—	N/A
Suicide deaths per 100,000 population	2007-2011 16.2	2012-2016 16.7	○	2012-2016 15.9	○	2016 13.5	!
Overdose deaths per 100,000 population	2007-2011 12.4	2012-2016 21.3	!	2012-2016 18.1	○	2016 19.8	○

KEY INDICATOR	YORK COUNTY DATA			BENCHMARKS			
	POINT 1	POINT 2	CHANGE	MAINE	+/-	U.S.	+/-
HEALTH CARE ACCESS AND QUALITY							
Uninsured	2009-2011 9.1%	2012-2016 8.7%	N/A	2012-2016 9.5%	N/A	2016 8.6%	N/A
Ratio of primary care physicians rate to 100,000 population	—	2017 62.4	N/A	2017 67.3	N/A	—	N/A
Ratio of psychiatrists to 100,000 population	—	2017 6.1	N/A	2017 8.4	N/A	—	N/A
Ratio of practicing dentists to 100,000 population	2012 68.9%	2016 63.6%	○	2016 63.3%	○	—	N/A
Ambulatory care-sensitive condition hospitalizations per 10,000 population	—	2016 62.1	N/A	2016 74.6	N/A	—	N/A
Two-year-olds up-to-date with recommended immunizations	2014 78.6%	2017 64.0%	N/A	2017 73.7%	N/A	—	N/A
HEALTH BEHAVIORS							
Sedentary lifestyle – no leisure-time physical activity in past month (adults)	2011 19.9%	2016 19.2%	○	2016 20.6%	○	2016 23.2%	N/A
Chronic heavy drinking (adults)	2011-2013 8.2%	2014-2016 8.1%	○	2014-2016 7.6%	○	2016 5.9%	N/A
Past-30-day alcohol use (high school students)	2011 29.3%	2017 23.4%	○	2017 22.5%	○	—	N/A
Past-30-day alcohol use (middle school students)	2011 6.0%	2017 3.3%	★	2017 3.7%	○	—	N/A
Past-30-day marijuana use (high school students)	2011 23.9%	2017 18.4%	★	2017 19.3%	○	—	N/A
Past-30-day marijuana use (middle school students)	2011 4.7%	2017 3.1%	○	2017 3.6%	○	—	N/A
Past-30-day misuse of prescription drugs (high school students)	2011 7.8%	2017 6.1%	○	2017 5.9%	○	—	N/A
Past-30-day misuse of prescription drugs (middle school students)	2011 3.6%	2017 1.4%	★	2017 1.5%	○	—	N/A
Current (every day or some days) smoking (adults)	2011-2012 19.2%	2016 18.4%	○	2016 19.8%	○	2016 17.0%	N/A
Past-30-day cigarette smoking (high school students)	2011 15.5%	2017 8.5%	★	2017 8.8%	○	—	N/A
Past-30-day cigarette smoking (middle school students)	2011 4.3%	2017 2.5%	○	2017 1.9%	○	—	N/A

Leading Causes of Death

The following chart compares the leading causes of death for the state of Maine and York County.

RANK	STATE OF MAINE	YORK COUNTY
1	Cancer	Cancer
2	Heart disease	Heart disease
3	Chronic lower respiratory diseases	Unintentional injuries
4	Unintentional injuries	Chronic lower respiratory diseases
5	Stroke	Stroke

APPENDIX A: REFERENCES

- 1 Substance Abuse and Mental Health Services Administration. (2016). Mental health and substance use disorders. Retrieved from <https://www.samhsa.gov/disorders>.
- 2 Lipari, R.N. & Van Horn, S.L. (2017). Trends in substance use disorders among adults aged 18 or older. Retrieved from https://www.samhsa.gov/data/sites/default/files/report_2790/ShortReport-2790.html
- 3 National Institute on Drug Abuse. (2014). Principles of adolescent substance use disorder treatment: A research based guide. What drugs are most frequently used by adolescents? Retrieved from <https://www.drugabuse.gov/publications/principles-adolescent-substance-use-disorder-treatment-research-based-guide/frequently-asked-questions/what-drugs-are-most-frequently-used-by-adolescents>
- 4 Mental Health America. (2017). Access to care. Retrieved from <http://www.mentalhealthamerica.net/issues/mental-health-america-access-care-data>
- 5 Bernazzani, S. (2016). The importance of considering the social determinants of health. Retrieved from <https://www.ajmc.com/contributor/sophia-bernazzani/2016/05/the-importance-of-considering-the-social-determinants-of-health>
- 6 Food Research and Action Center. (2017). Hunger and health: The impact of poverty, food insecurity, and poor nutrition on health and well-being. Retrieved from <http://frac.org/wp-content/uploads/hunger-health-impact-poverty-food-insecurity-health-well-being.pdf>
- 7 Food Research and Action Center, Hunger and Health
- 8 Health Poverty Action. (2018, January 10). Key facts: Poverty and poor health. Retrieved from <https://www.healthpovertyaction.org/news-events/key-facts-poverty-and-poor-health/>
- 9 National Institute of Mental Health. (n.d.). Chronic illness & mental health. Retrieved from <https://www.nimh.nih.gov/health/publications/chronic-illness-mental-health/index.shtml>
- 10 National Institute of Mental Health. (2017). Mental health and substance use disorders. Retrieved from <https://www.mentalhealth.gov/what-to-look-for/mental-health-substance-use-disorders>
- 11 Psychology Today. (2016, July 18). Harvard study pegs how parental substance abuse impacts kids. Retrieved from <https://www.psychologytoday.com/us/blog/the-athletes-way/201607/harvard-study-pegs-how-parental-substance-abuse-impacts-kids>
- 12 Lyons, L. (2013, March 11). Age, religiosity, and rural America. Retrieved from <http://www.gallup.com/poll/7960/age-religiosity-rural-america.aspx>
- 13 Rowe, J.W. et al. (2016, September 19). Preparing for better health and health care for an aging population: A vital direction for health and health care. Retrieved from <https://nam.edu/wp-content/uploads/2016/09/Preparing-for-Better-Health-and-Health-Care-for-an-Aging-Population.pdf>
- 14 Centers for Disease Control and Prevention. (2015, September 10). CDC Health Disparities and Inequalities Report (CHDIR). Retrieved from <https://www.cdc.gov/minorityhealth/chdireport.html>, September 10, 2015
- 15 Wilson, E., Chen, A.H., Grumbach, K., Wang, F., & Fernandez, A. (2005). Effects of limited English proficiency and physician language on health care comprehension. *Journal of General Internal Medicine*, 20(9), 800-806.
- 16 Coren, J.S., Filipetto, F.A., & Weiss, L.B. (2009). Eliminating barriers for patients with limited English proficiency. *Journal of the American Osteopathic Association*, 109(12), 634-640.

APPENDIX B: HISTORY AND GOVERNANCE

Maine is one of the few states in the nation that conducts a shared public-private statewide community health needs assessment—the Maine Shared CHNA—which was born out of a unique public-private partnership. The partnership began as the OneMaine Health Collaborative in 2007, involving Northern Light Health (formerly Eastern Maine Healthcare Systems), MaineGeneral Health, and MaineHealth. After conversations with the Statewide Coordinating Council for Public Health, the Maine Center for Disease Control and Prevention, an office of the Department of Health and Human Services joined in 2012. In 2013, Central Maine Healthcare (CMHC) joined the group and in 2014, leadership from the signatory partners signed a formal Memorandum of Understanding outlining mutual goals and expectations. A charter was drafted by all five partners to guide a statewide assessment process.

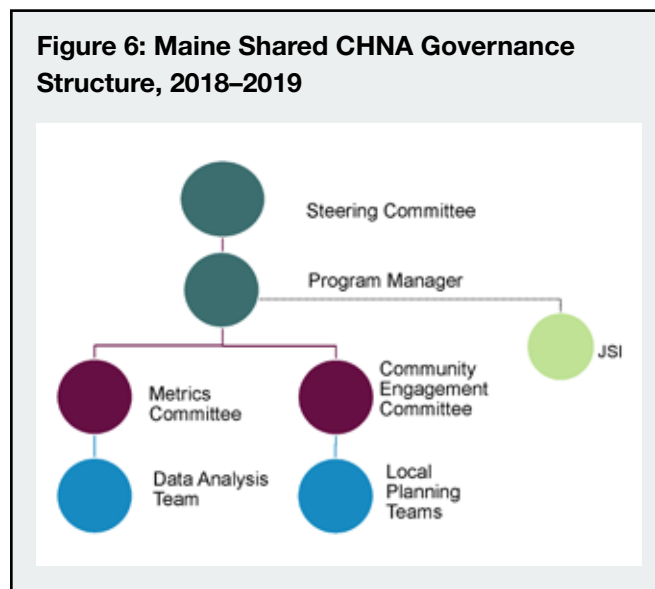
The Maine Shared CHNA is intended to coordinate state and county needs assessments to meet the needs of hospitals, to support state and local public health accreditation efforts, and to provide valuable population health assessment data for a wide variety of organizations across Maine. Our vision is to turn data into action so that Maine will become the healthiest state in the nation.

The Metrics Committee drafted the list of data indicators, and the Community Engagement Committee drafted a method to ensure a robust community engagement process – both of which were approved by the Steering Committee. Each committee was led by the Program Manager, who was the primary point of contact for all entities and partners and was responsible for drafting and implementing the work plans which drove this process. A more detailed outline of these efforts follows. For more information about the committee structure and our partners, please visit the, "About Us," page on our website www.mainechna.org.

The Metrics Committee is charged with updating the common set of health indicators; developing the preliminary data analysis plan reviewing that indicators

on emerging health issues; making recommendations for annual data-related activities; and estimating projected costs associated with these recommendations. Members of the Metrics Committee create processes and deliverables for the Steering Committee to review and approve. Members of the Metrics Committee include representatives of the Steering Committee, public health system partners, Federally Qualified

Figure 6: Maine Shared CHNA Governance Structure, 2018–2019



Health Centers, academia, non-profits, and others with experience in epidemiology.

The Community Engagement Committee is charged with making recommendations for approval by the Steering Committee outlining a consistent and robust community engagement process. This process should identify priorities among significant health issues and identify local, regional, or statewide assets and resources that may potentially address the significant health needs identified. Members of the Community Engagement Committee share their expertise create processes and deliverables for the Steering Committee to review and approve. Members of the Community Engagement committee include representatives of the Steering Committee, public health system partners, Federally Qualified Health Centers, academia, and Maine non-profits such as United Ways, Community Action Programs, and others with an interest in broad community representation and input.

APPENDIX C: METHODOLOGY

Per the Maine Shared CHNA charter, the effort was conducted by the Steering Committee, Metrics Committee, and Community Engagement Committee. The Community Engagement Committee was led by the program manager who was the point of contact for all entities and partners and was responsible for meeting planning and facilitation. These committees worked in partnership with the Maine CDC and the contracted vendor, JSI. Maine CDC and its epidemiology contractor, University of Southern Maine, provided a significant amount of data analyses, technical support, and website development. JSI was contracted to support forum facilitation, a subset of data analysis, profile development, and report writing.

The Maine Shared CHNA process was rolled out in three stages:

Data Analysis

- **County Health Profiles** were released in September 2018. Two hundred indicators were selected to describe health outcomes, health behaviors, healthcare access and quality, and the social, community, and physical environments that affect health and wellness. See York County Health Profile on www.mainechna.org.
- **District Health Profiles** were released in November 2018.
- **City Health Profiles** for Lewiston/Auburn, Bangor, and Portland were released in January 2019.

Outreach and Engagement

- **Community outreach** was conducted between September 2018 and January 2019. Community forums with residents and service providers were held in all 16 counties. All forms of engagement included forums and key informant interviews. Some local planning teams also conducted additional targeted outreach, focus groups, and surveys. The purpose of this outreach was to gather feedback on data and to identify health priorities, community assets, and gaps in resources to be used in health improvement planning.

Final Reports

- **Final CHNA reports** for the state, each county, and districts were released in March 2019. These reports included information from the health data profiles, summaries of qualitative information gathered from engagement activities, and a presentation of community health priorities.

DATA ANALYSIS

The Metrics committee identified the approximately 200 health indicators from over 30 sources to be used for the Maine Shared CHNA. The initial list was based on the indicators from the 2016 effort. This list was first scored against the following set of criteria:

- Was it already analyzed for a MeCDC program?
- Is the data from this indicator collected within the last few years?
- Does it “round out” the description of population health?
- Does it address one or more social determinants of health?
- Describe an emerging health issue?
- Does it measure something “actionable” or “impactful”?
- Does the indicator measure an issue that is known to have high health and social costs?

Further refinement included ensuring a mix of Outcomes, Behaviors, Healthcare Access and Quality, as well as Social, Community, and Physical Environment Measures. The final list was then arranged under the current 24 health topics as outlined in the Data Health Profiles.

The Metrics Committee, led by Maine CDC staff, then drafted a data analysis plan that included which indicator was to be analyzed by which demographic characteristics (i.e. gender, race/ethnicity, sexual orientation, income, educational attainment, and insurance status), and geographic stratification (state, public health district, county, and city). This analysis plan was then approved by the Steering Committee.

The **Data Analysis Workgroup** used the set of indicators and the data analysis plan, as laid out by the Metrics Committee, and collected and analyzed the data. Members of the Data Analysis Workgroup shared their years of epidemiological and data analysis experience and knowledge of best practices to inform all aspects of the final health profiles at the county, public health district, city, and state level. This included not only the data analysis but recommendations on best practices for data presentation and visualization.

The Data Analysis Workgroup met weekly from March through August 2018 to discuss and coordinate an approach for analysis and data sharing between the University of Southern Maine (USM), Maine CDC, and John Snow, Inc. (JSI). The group developed rules regarding time frame (e.g., comparisons across time were to be of periods of equal duration; the most recent data used was from 2010 to present), handling complexity (e.g., how to combine years of data when an indicator's data definition changed over time, such as ICD9/ICD10 coding or BRFSS question changes), benchmarking, map and graph formats, and iconography to be used in profile tables. Some of the methodologies are documented in the Data Definitions section of each health profile. More is provided in the "2018 Maine Shared CHNA Data Analysis Technical Definitions" posted on the Maine Shared CHNA website.

OUTREACH AND ENGAGEMENT

Community outreach and engagement for the Maine Shared CHNA included coordination at both the statewide, public health district, and county level. The statewide Community Engagement Committee met monthly from March 2018 through January 2019 to review and provide input on every aspect of engagement process.

In addition to the state-level Community Engagement Committee, a **Local Community Engagement Planning Committee** in each of Maine's 16 counties planned and implemented the logistics of community forums and events within each district. These committees were comprised of hospitals, public health district liaisons, and a variety of additional partners.

Data Health Profiles include:

- 1 State Health Profile
- 16 County Health Profiles
- 5 Public Health District Profiles (One for each of the geographically-based multi-county district. A Tribal District Profile was not possible at this time.)
- 3 City Health Profiles (Bangor, Lewiston/Auburn, and Portland)
- 6 Health Equity Data Sheets, one for each of the following demographic characteristics:
 - Sex
 - Race
 - Hispanic ethnicity
 - Sexual orientation
 - Educational attainment
 - Insurance status

These reports, along with an interactive data form, can be found under the Health Profiles tab at www.mainechna.org.

The 2018 Community Engagement Toolkit was designed to assist the Local Community Engagement Planning Committees in this effort.

Forums and Health Priorities

Criteria for visualizing data included areas identified as a health priority in the last CHNA, significant changes in the data over time, or where a county's data was notably better or worse than the state or the nation. Forum agenda items included remarks from health leaders; a review of previous health improvement efforts; a review of county-level data, discussion, and prioritization in small groups; and an overall forum-wide voting process. The Community Engagement and Steering Committees created and approved a rubric to guide the selection criteria for the subset of data to be presented in each forum's PowerPoint presentations.

Small groups had 35-45 minutes to discuss the data in the presentation and the full county profile, and to share their own experiences in order to identify their top county health priorities. Table facilitators guided

these discussions using key questions and worksheets for reporting purposes. Health priorities identified during these small groups were collated and presented to the larger plenary session, where each attendee voted for their top four priorities. Votes were tallied and a hierarchy emerged.

The summary votes for each forum were used to develop the county level priorities. If multiple forums were held in a county, the forum results for forums held with the general community were included in the total votes for the county. In cases where a forum was held with a specific population, for example, LGBTQ youth or older adults, then the results of their voting and discussion were included in the section describing the needs of that particular population. To arrive at the

top countywide community health issues, votes from the broad community forums were combined for each of the priority areas to identify priority areas which fell within 70% of the combined voting total.

The community forum participants also shared knowledge on gaps and assets available in their communities to address each of the top four priorities identified. The information gathered in this report is a start for further asset and gap mapping for each priority selected by the county.

York County Forums

Five community engagement activities were held in York County.

Table 9: Community engagement activities in York County, 2018

TYPE OF ENGAGEMENT	LOCATION & DATE	FACILITATOR	ATTENDEES
Community Forum	Saco 09/27/2018	JSI	34
Community Forum	Wells 09/27/2018	JSI	68
Community Forum	Alfred 10/11/2018	Local Planning Committee	28
Community Forum	Alfred 10/11/2018	Local Planning Committee	18
Community Forum	Sanford 01/07/2019	Local Planning Committee	20

COMMUNITY ENGAGEMENT

Persons representing broad interests of the community who were consulted during the engagement process:

- Autoworks, Inc.
- Avesta Housing
- Biddeford School Department
- CarePartners
- Caring Unlimited
- Center for Grieving Children
- Choose To Be Healthy Coalition
- City of Biddeford
- Coastal Healthy Communities Coalition
- Community member
- Cooperative Extension
- Goodwill of Northern New England
- Great Lakes Caring
- Health Care Resource Centers
- Joan G. Lovering Health Center
- Kids Free to Grow
- Leavitt's Mill Free Health Center 8
- Maine Behavioral Healthcare
- Maine CDC
- Maine Department of Corrections
- Maine Farmland Trust
- Maine State Legislature
- MaineHealth
- MaineHeath Care Partners
- Marshwood HS
- MedAccess
- MedHelp Maine
- MaineHealth Accountable Care Organization
- MSAD 60
- Partners for Healthier Communities
- Planned Parenthood of Northern New England
- Retired
- Sanford Community Adult Education
- Sanford High School
- Sanford-Springvale YMCA
- Seeds of Hope Neighborhood Center
- Self Employed
- Maine State Senator Susan Deschambault
- Sexual Assault Response Services of Southern Maine
- Southern Maine Health Care
- Southern Maine Healthcare Maine families
- Spurwink Services
- Sweetser
- Town of York
- United Way of York County
- University of New England
- University of Southern Maine
- University of Southern Maine Nursing
- U.S. Senator Angus King's Office
- U.S. Senator Susan Collins' Office
- VNA Home Health Hospice
- York Community Service Association
- York County Community Action
- York County Shelter
- York District Public Health Council
- York Hospital
- York Public Health District
- Cornerstone Visiting Nurses Association

- undocumented individuals, immigrants, and refugees
- Deaf individuals and those with other physical disabilities
- Adolescents/youth
- LGBTQ
- People with mental health conditions and developmental disabilities
- Rural individuals
- Individuals in substance use disorder recovery/substance use disorder prevention and treatment professionals

The following is a list of organizations who participated in Key Informant Interviews conducted both by JSI and local planning committee members:

- Alpha One
- Androscoggin Home Healthcare + Hospice
- Bingham Foundation
- Cary Medical Center
- Catholic Charities of Maine
- Community Concepts
- Community Caring Collaborative
- Edmund Ervin Pediatric Center, MaineGeneral Health
- EqualityMaine
- Family Medicine Institute
- Frannie Peabody Center
- Greater Portland Council of Governments
- Healthy Acadia
- Healthy Androscoggin
- Healthy Communities of the Capitol Area
- Kennebec Valley Council of Governments
- Long Creek Youth Development Center
- Maine Access Immigrant Network
- Maine Alliance for Addiction and Recovery
- Maine Alliance to Prevent Substance Abuse
- Maine Chapter Multiple Sclerosis Society

Key informant interviews

The Steering Committee identified ten categories of medically underserved and vulnerable populations to ensure their input was heard and captured. A list of 80 potential interview subjects was created with statewide input. Selected key informants either had lived experience in or worked for an organization that focused on providing services or advocacy for the identified population. No Tribal representatives were able to be interviewed. In the future, we hope to include this important group in the CHNA process. The populations identified included:

- Veterans
- Tribal communities
- Adults ages 65 and older who are isolated or have multiple chronic conditions
- Non-English speakers,

Community Engagement (Continued)

- Maine Council on Aging
- Maine Migrant Health
- Maine Seacoast Mission
- Millinocket Chamber of Commerce
- National Alliance on Mental Illness
- Nautilus Public Health
- Northern Light Maine Coast Hospital
- Office of Aging and Disability Services
- Penquis Community Action Agency
- Portland Public Health
- Seniors Plus
- Sunrise Opportunities
- Tri-County Mental Health Services
- United Ambulance Service
- Veterans Administration Maine Healthcare System
- York County Community Action Corporation

The key informant interview guide was developed with input from the Community Engagement and Steering Committee members and consisted of the following five questions.

- We are interested in learning more about the priority health needs for this population (reference population(s) of expertise of interviewee). How would you characterize the health needs for this population? How are they different than for the general population?
- From where you sit and the work you do, what do you feel are the most important health needs to address? Why?
- What do you see as the major resource gaps with respect to health and wellness for this population?
- Are you currently working on anything that contributes to community health and wellness for this population? Are there any areas of health you would like to work on in partnership with others?
- Are there any particular assets or resources to address the needs of this population that can be leveraged?

Thirty-one interviews were conducted by JSI and 11 by members of Local Community Engagement Planning Committees. Information gathered from the key informant interviews is included in discussions where applicable in the county level report within each of the county priorities. For example, when discussing substance use, a discussion of the needs of vulnerable populations within this priority was also included. The state level report provides a summary of key findings from these interviews for each of the ten vulnerable populations.

Data collection

All outcomes from these efforts were collected via the Community Outreach Reporting Tool or the Key Informant Reporting tool. Both of these collection tools were online surveys within Survey Monkey. Other data collection tools included Table Facilitators notes, forum registrations, and sign-ins.

FINAL REPORTS

Integrated analysis of all quantitative and qualitative activities and findings was conducted between December 2018 and January 2019. These were used to develop a full description of the risk factors underlying the health priorities for each county.

For more information, contact: Info@mainechna.org

