

Department of Health and Human Services
Maine Center for Disease Control and Prevention
286 Water Street
11 State House Station
Augusta, Maine 04333-0011
Tel.: (207) 287-8016; Fax: (207) 287-9058
TTY Users: Dial 711 (Maine Relay)

Maine Immunization Program
Tel. (207) 287-3746
Fax (207) 287-8127

2015-2016 Maine School Immunization Assessment Report

State-mandated vaccination requirements for school entry protect children and communities against vaccine preventable diseases. Each school year, federally funded immunization programs collect and report kindergarten vaccination data to the Centers for Disease Control and Prevention (CDC). Federally funded immunization programs in all 50 states partner with their Department of Education (DOE) to assess vaccination coverage and exemption status of children enrolled in public and private kindergartens. In addition to kindergartens, the Maine Immunization Program (MIP) also collects coverage and exemption data for both first grade students and seventh grade students. This information is collected through an annual immunization assessment survey of all State of Maine elementary and middle Schools.

Although each state mandate is different, Maine rules pursuant to 22 M.R.S. § 6359 requires any K-12 student enrolled in a designated public or private elementary, secondary, or special education facility which operates for children of school age to show proof of immunization with the following vaccines or documented immunity against the following vaccines:

- Diphtheria/Pertussis/Tetanus: Five doses of any DTP, DT or DTaP vaccine, a fifth dose is not needed if the fourth dose was administered on or after the fourth birthday;
- Measles/Mumps/Rubella: Two doses of MMR vaccine;
- Poliomyelitis: Four doses of OPV or IPV vaccine, a fourth doses is not needed if the third dose was given on or after the fourth birthday; and,
- Varicella: One dose of varicella (VAR) vaccine.

A child who does not meet the immunization/immunity requirements above may be enrolled in school under the following circumstances:

- The parent provides the school with written assurance that the child will be immunized within ninety days of enrolling. This is a one-time provisional 90 day grace period (these are counted as incomplete records in the MIP annual survey tables on the next page).
- The parent (or child) presents to the school each year a physician's written statement that immunization against one of more of the diseases may be medically inadvisable (medical exemption in annual survey).
- The parent states in writing each year an opposition to immunization because of a sincere religious belief or for philosophical reasons (religious or philosophical exemption in survey).

The 2015-16 Maine Annual School Age Immunization Survey was conducted online from October to December 15, 2015 and aggregate results for kindergarten students were reported to the CDC in April 2016. The Vaccination Coverage Among Children in Kindergarten – United States, 2015-16 School Year report was released October 6, 2016. This report includes coverage and exemption rates from all 50 states including some U.S. territories. Immunization rates are shown for MMR, DTaP and Varicella vaccines only. A second dose varicella is reported as well, however, Maine does not require two doses of varicella. The exemption numbers and rates reported are for any vaccines required in a state including those not listed above (Maine’s exemption numbers include Polio vaccine). The following tables (Tables 1-3) list the aggregate results gathered from the 2015-16 Maine Annual School Age Immunization Survey.

The annual immunization and exemption rates for each individual reporting school in Maine can be found on our website at: <http://www.maine.gov/dhhs/mecdc/infectious-disease/immunization/publications/index.shtml>

Table 1: 2015-16 MIP School Exemption and Immunization Rates, Kindergarten

2015-16 School Exemption and Immunization Rates By Individual Vaccine, Kindergarten						
Vaccine	Number of Students Surveyed	Number of Missing Records	Total Exemptions (Medical, Religious & Philosophical)	Total Exemption Rates	Total Students Vaccinated/Laboratory Evidence of Immunity	Total Vaccination Rates
DTaP	12,243	154	329	2.7%	11760	96.1%
MMR	12,243	156	442	3.6%	11645	95.1%
Polio	12,243	154	332	1.3%	11757	96.0%
Varicella	12,243	160	315	2.6%	11768	96.1%

Table 2: 2015-16 MIP School Exemption and Immunization Rates, First Grade

2015-16 School Exemption and Immunization Rates By Individual Vaccine, First Grade						
Vaccine	Number of Students Surveyed	Number of Missing Records	Total Exemptions (Medical, Religious & Philosophical)	Total Exemption Rates	Total Students Vaccinated/Laboratory Evidence of Immunity	Total Vaccination Rates
DTaP	12,442	91	279	2.2%	12072	97.2%
MMR	12,442	89	366	2.9%	11987	96.5%
Polio	12,442	91	308	2.5%	12043	96.9%
Varicella	12,442	92	300	2.4%	12050	96.3%

Table 3: 2015-16 MIP School Exemption and Immunization Rates, Seventh Grade

2015-16 School Exemption and Immunization Rates By Individual Vaccine, Seventh Grade						
Vaccine	Number of Students Surveyed	Number of Missing Records	Total Exemptions (Medical, Religious & Philosophical)	Total Exemption Rates	Total Students Vaccinated/Laboratory Evidence of Immunity	Total Vaccination Rates
DTaP	12,259	52	159	1.3%	12048	98.3%
MMR	12,259	50	183	1.5%	12026	98.1%
Polio	12,259	51	171	1.4%	12037	98.2%
Varicella	12,259	54	145	1.2%	12060	96.7%

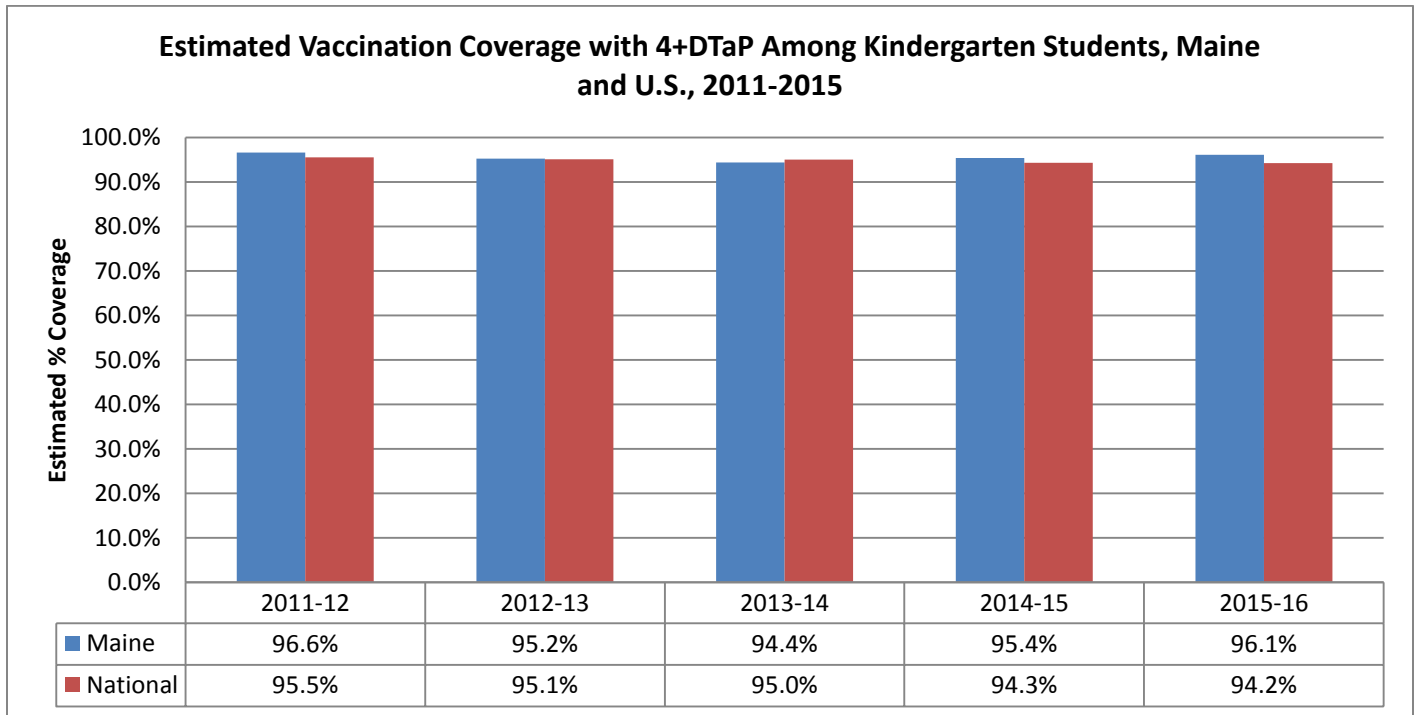
School vaccination requirements provide an opportunity for children who are behind on early childhood vaccinations to be vaccinated by school entry. School vaccination assessments allow MIP to identify schools and communities where focused action could improve vaccination coverage to ensure that more children can benefit from the protection offered by vaccines. MIP and DOE will use this data to monitor incomplete vaccination records, coverage rates and exemptions and work with schools to ensure that all students receive all required Maine State school age vaccines.

Vaccination is the most effective and efficient way to ensure that students and their family members, particularly those who are immunocompromised, are protected against these vaccine preventable diseases. This is perhaps one of the most important reasons why it would be advantageous for Maine State educational institutions to meet all requirements of the Immunization Requirements for School Children state law and to help reach the goal of the Maine Immunization Program to bring the State vaccine coverage rate average for each of these vaccines to 100%.

The Vaccination Coverage Among Children in Kindergarten – United States, 2015-16 School Year report data was analyzed and graphical representations for each vaccine surveyed show trending comparisons for immunization rates and exemption rates over the past 5 years (Figures 1-7). Please be aware that data from these reports has been adjusted for nonresponse and weighted for sampling where appropriate; Maine’s data was adjusted for census population and the figures are slightly different from the aggregate numbers reported in April 2016.

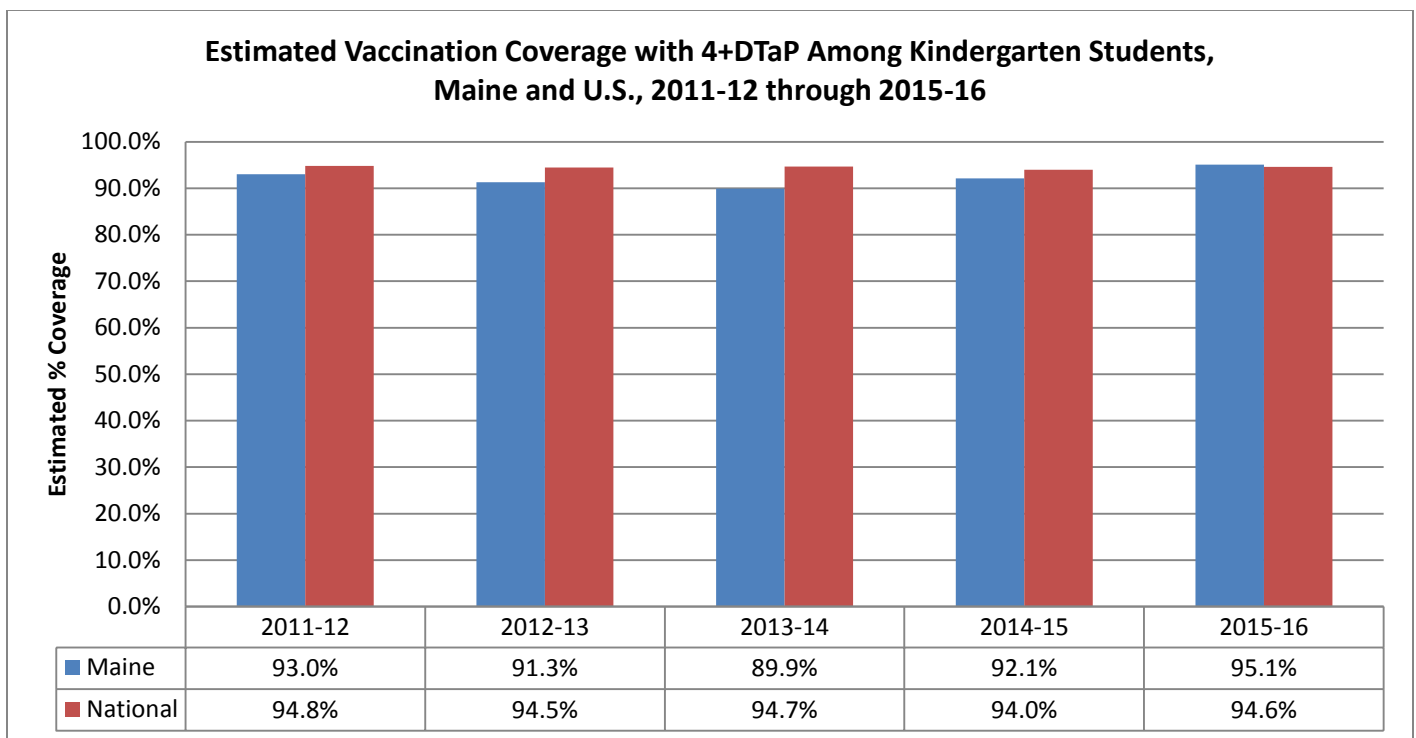
As always, thank you for your commitment to keeping Maine’s children free of vaccine preventable disease.

Figure 1: 4+DTaP Vaccine Coverage Estimate Among Kindergarten Students, Maine and U.S., 2011-2015



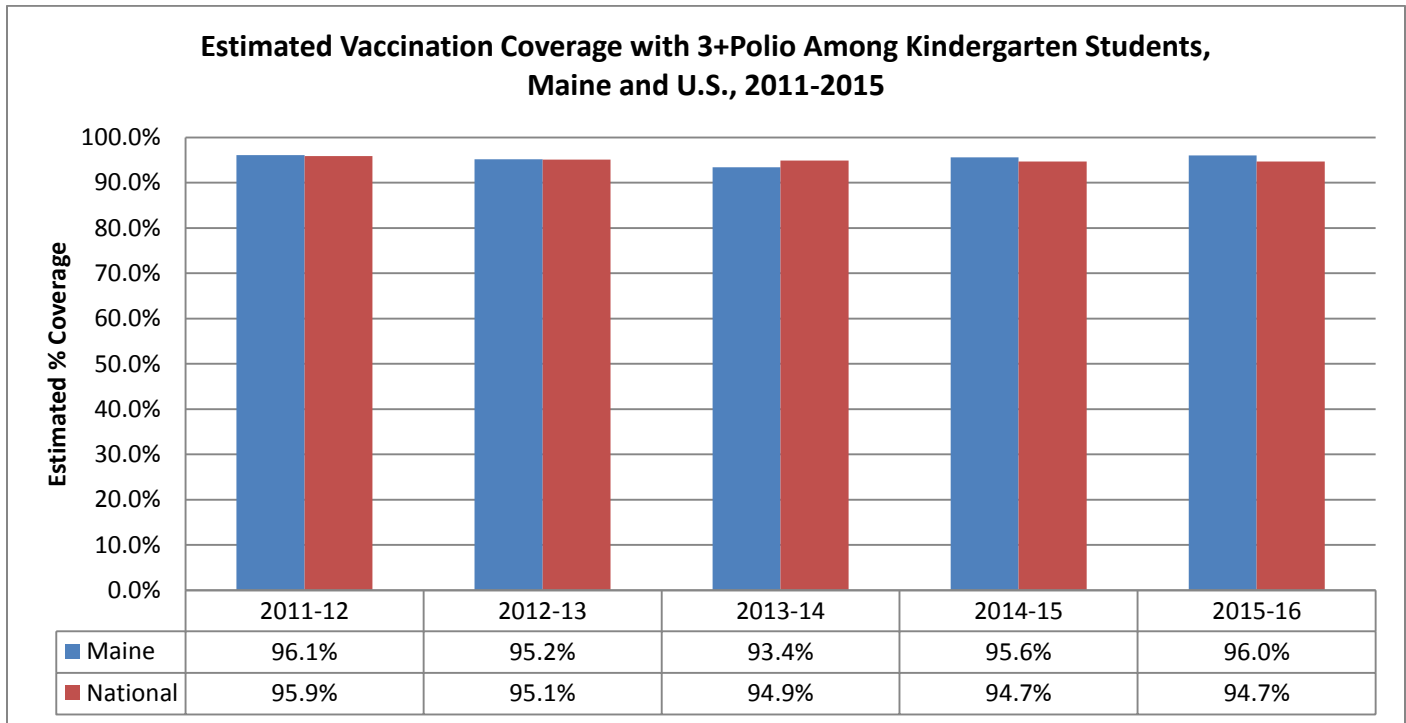
4+ DTaP ~ ≥4 doses of diphtheria and tetanus toxoids and acellular pertussis (DTaP) vaccine.
 Trend: Overall, DTaP coverage in Maine has remained relatively stable (above 94%) and is now above national average.

Figure 2: 2+MMR Vaccine Coverage Estimate Among Kindergarten Students, Maine and U.S., 2011-2015



2+MMR~ ≥2 dose of measles-mumps-rubella (MMR) vaccine.
 Trend: Overall, MMR coverage in Maine has increased from 2011 to 2015 and is now above national average.

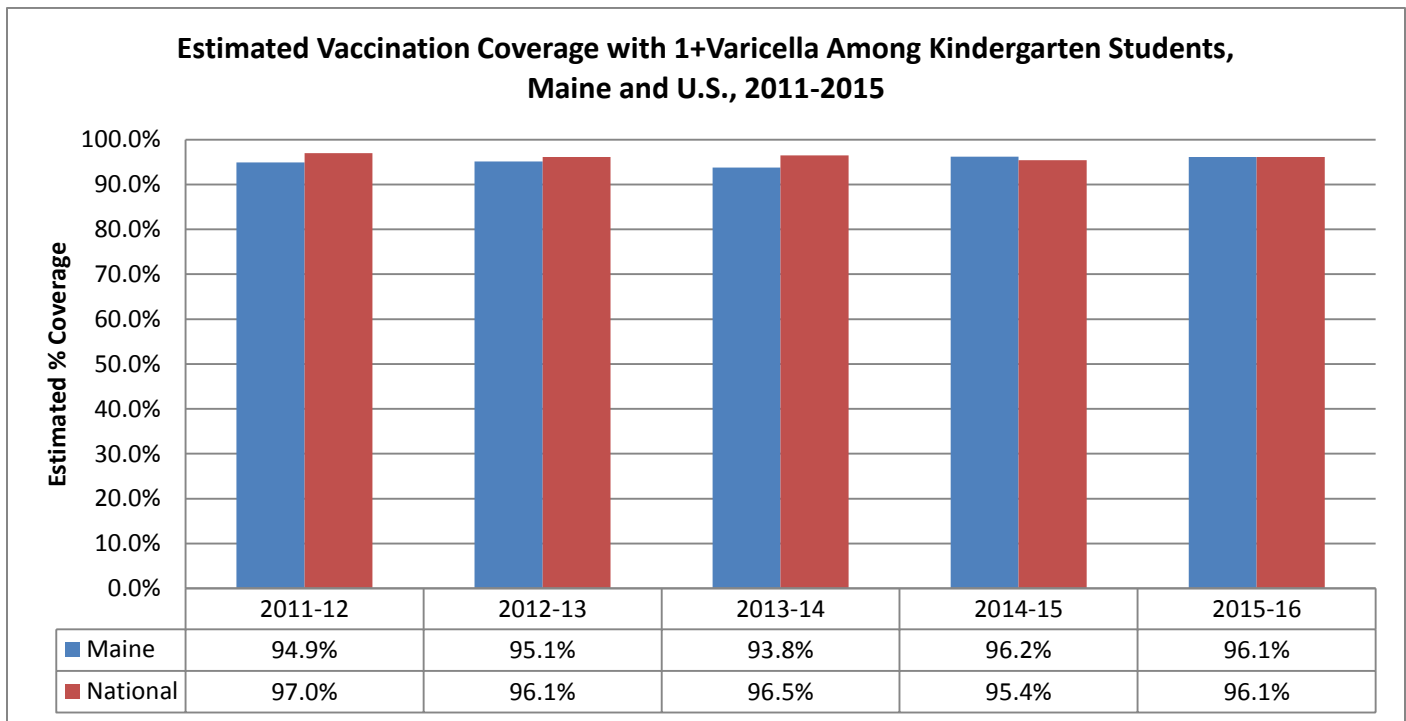
Figure 3: 3+Polio Vaccine Coverage Estimate Among Kindergarten Students, Maine and U.S., 2011-2015



3+ Polio ~ ≥3 doses of any poliovirus (Polio) vaccine.

Trend: Overall, Polio coverage in Maine has remained relatively stable with a minor decrease in 2013-14 and is now above national average.

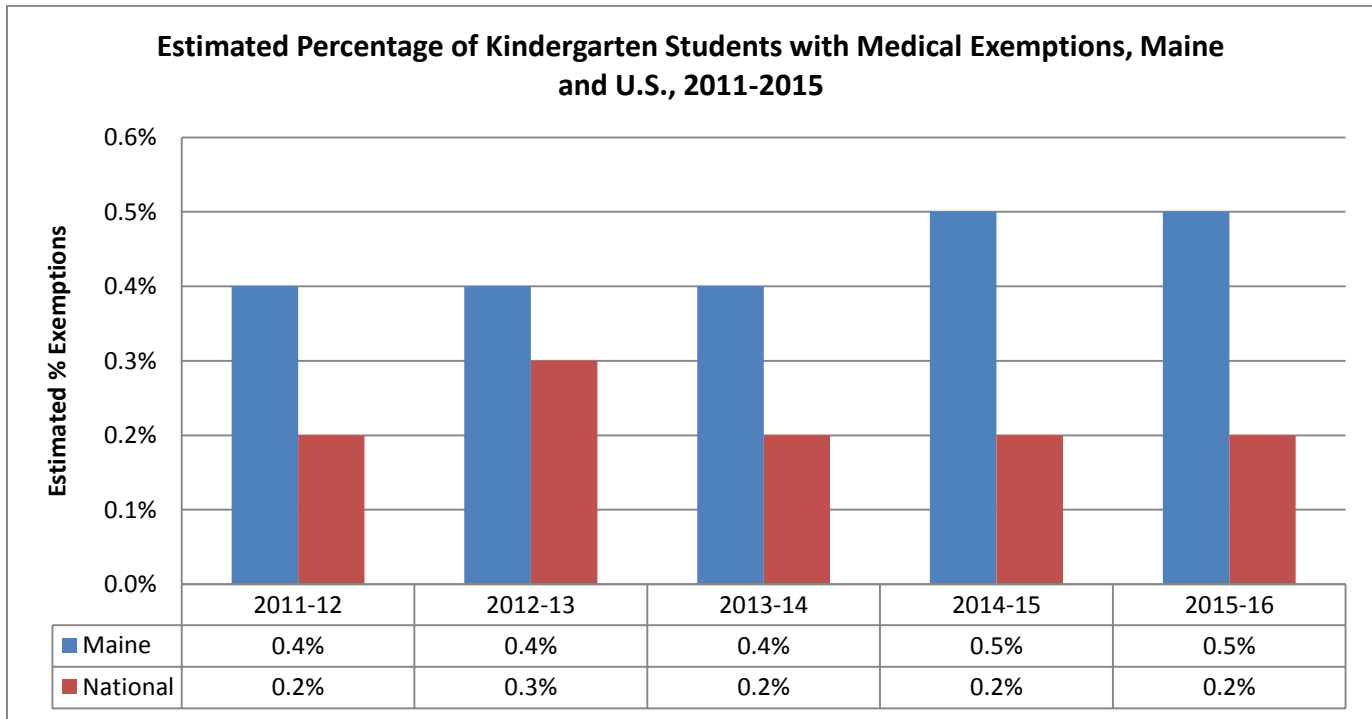
Figure 4: 1+VAR Vaccine Coverage Estimate Among Kindergarten Students, Maine and U.S., 2011-2015



1+Varicella ~ ≥ 1 dose of varicella (VAR) vaccine at or after child's first birthday, adjusted for history of varicella disease

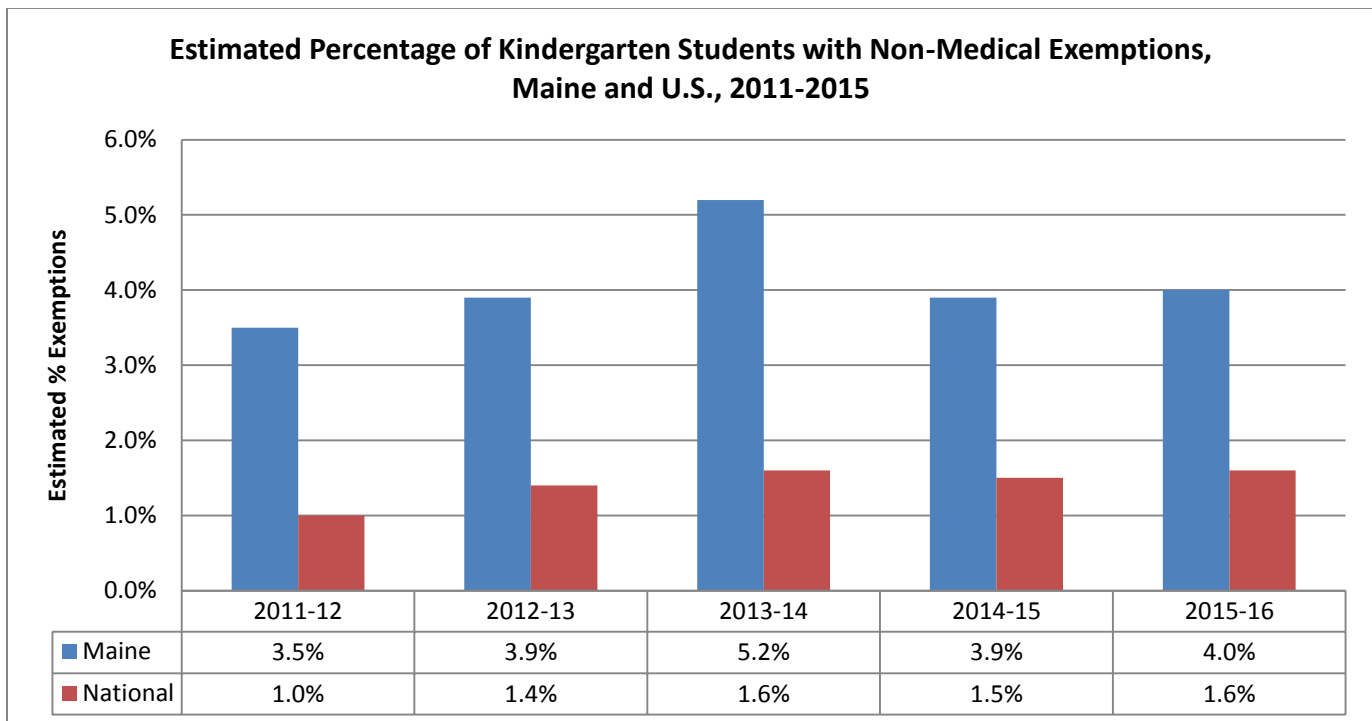
Trend: Overall, varicella vaccine coverage in Maine has increased from 2011 to 2015 and is now at national average.

Figure 5: Medical Exemptions Estimate Among Kindergarten Students, Maine and U.S., 2011-2015



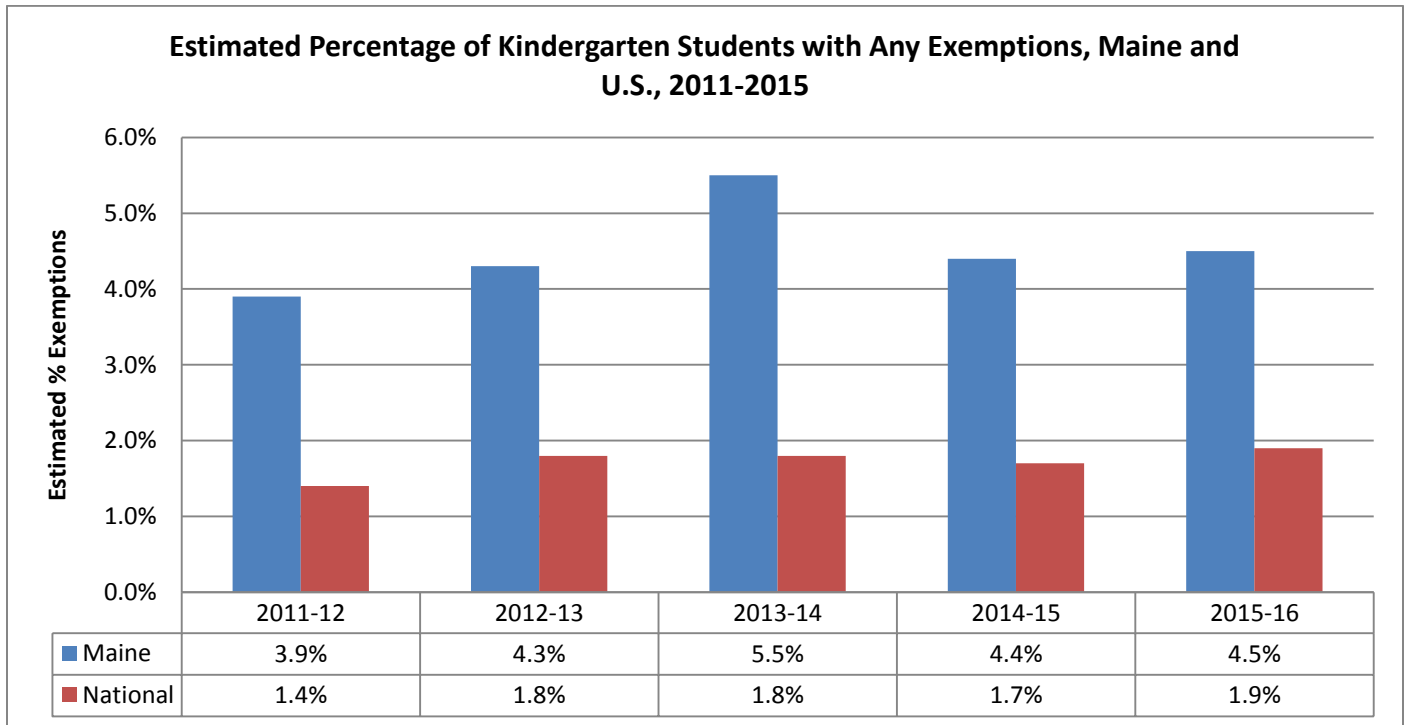
Medical Exemption – Includes medical exemptions only for all school vaccines in Maine. A medical note from physician is required annually.
Trend: Overall, medical vaccine Maine exemptions for kindergarten students remains significantly higher than national average.

Figure 6: Non-Medical Exemptions Estimate Among Kindergarten Students, Maine and U.S., 2011-2015



Non-Medical Exemption – Includes religious and philosophical exemptions for all school vaccines in Maine.
Trend: Overall, non-medical Maine vaccine exemptions for kindergarten students remains significantly higher than national average.

Figure 7: Any Exemptions Estimate Among Kindergarten Students, Maine and U.S., 2011-2015



Any Exemption ~ Includes medical, religious and philosophical exemptions for all school vaccines in Maine.
 Trend: Overall, all Maine vaccine exemptions for kindergarten students remains significantly higher than national average.