

# State of Maine HIV/STD Annual Surveillance Report 2013



*Paul R. LePage, Governor*

*Mary C. Mayhew, Commissioner*

# State of Maine HIV/STD Annual Surveillance Report

## 5 Year Data Summary

### 2009-2013

#### Data Notes:

HIV, AIDS, chlamydia, gonorrhea, and syphilis cases are reported to the Maine Center for Disease Control and Prevention (Maine CDC) through various confidential channels, including the use of secure and confidential fax and phone lines. Newly diagnosed cases are typically reported to Maine CDC by healthcare providers, healthcare facilities, and laboratories within 48 hours of diagnosis as required by state law.

Because this report is based on data received from the reporting facilities mentioned above, delays in reporting may result in changes to the final statistics provided in this or other reports. The completeness and accuracy of data elements obtained from patients and provided by healthcare providers determines the quality of data used in compiling this report. Data included in this report may succumb to all or some of these limitations.

\*= District represents district of residence at time of disease diagnosis.

The eight public health districts are as follow:

York= York County

Cumberland= Cumberland County

Western= Androscoggin, Franklin, and Oxford Counties

Mid Coast= Knox, Lincoln, Sagadahoc, and Waldo Counties

Central= Kennebec and Somerset Counties

Penquis= Penobscot and Piscataquis Counties

Downeast= Hancock and Washington Counties

Aroostook= Aroostook County

\*\*= Risk for HIV infection is self identified and is defined as follows:

MSM= Men who have sex with other men

IDU= Injection drug users

MSM/IDU= Men who engage in both behaviors above

HET= Heterosexuals who have a partner who is known to have, or be at high risk for HIV infection

Pediatric= Children whose infection was acquired from their mother during pregnancy, birth, or breastfeeding

NRR/NIR= No reported risk or no identified risk

#### Acknowledgements:

The completion of this report was achieved as a result of the support from various healthcare facilities, laboratories, and private physicians/providers that play an integral role in HIV and STD surveillance by providing timely disease reports to Maine CDC.

#### Report prepared by:

Sarah Bly

HIV/STD Surveillance Coordinator

HIV, STD, and Viral Hepatitis Program

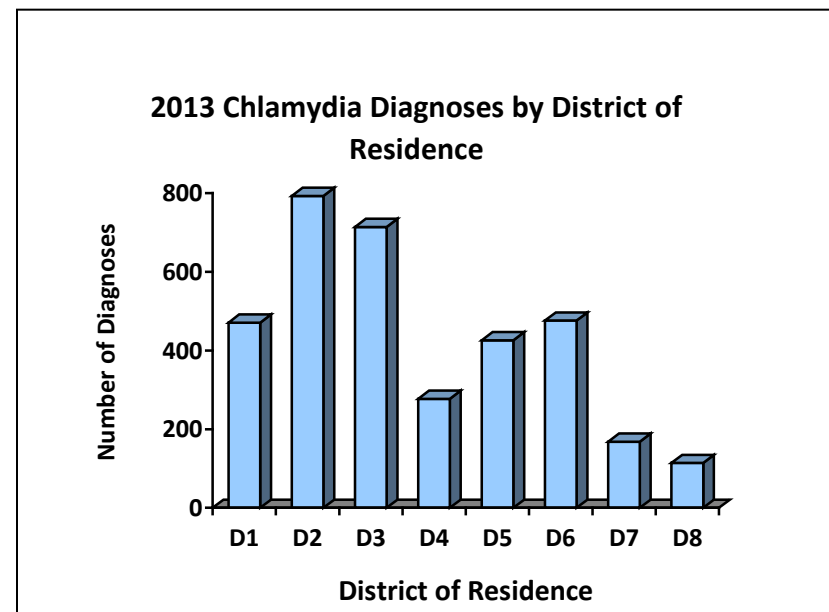
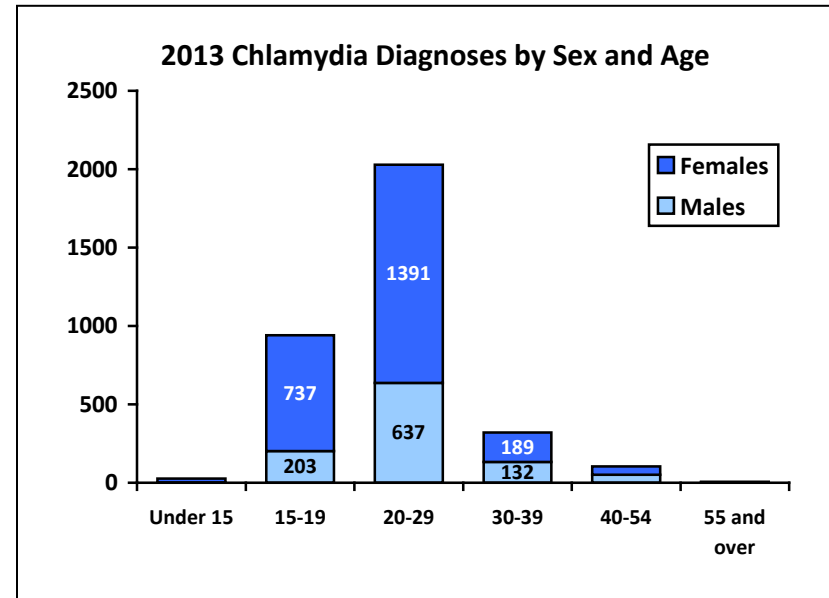
Maine Center for Disease Control and Prevention

Phone: 1-207-287-3747

Email: [sarah.bly@maine.gov](mailto:sarah.bly@maine.gov)

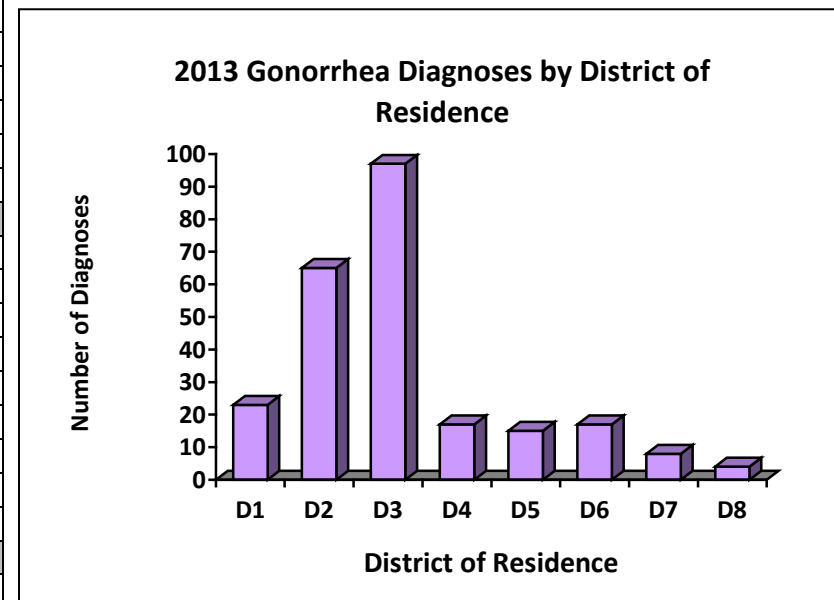
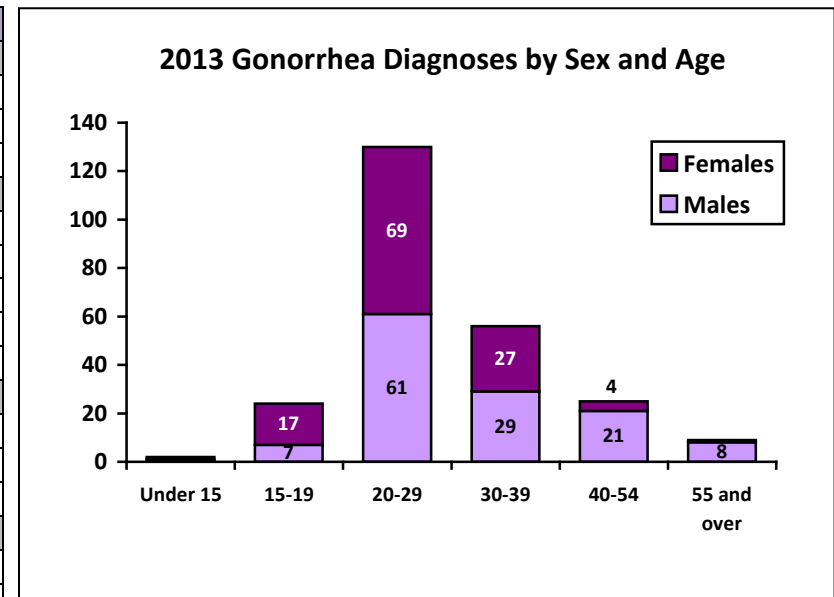
Maine HIV/STD Surveillance Program Summary Report  
2009-2013  
**Chlamydia**

Year	2009		2010		2011		2012		2013	
<b>Sex</b>	Cases	%	Cases	%	Cases	%	Cases	%	Cases	%
Male	730	30	768	30	944	31	989	29	1031	30
Female	1713	70	1814	70	2150	69	2422	71	2405	70
Unknown	0	0	0	0	0	0	2	<1	3	<1
<b>Race</b>	Cases	%	Cases	%	Cases	%	Cases	%	Cases	%
White	1772	70	1726	67	2118	68	2382	70	2263	66
Black	127	5	102	4	114	4	141	4	138	4
Asian/Pacific Isl.	13	<1	15	<1	22	<1	16	<1	10	<1
Am. Ind/Alask. Nat.	7	<1	13	<1	13	<1	16	<1	13	<1
Other/Unknown	254	22	721	28	827	27	858	25	1015	30
<b>Ethnicity</b>	Cases	%	Cases	%	Cases	%	Cases	%	Cases	%
Hispanic	10	<1	9	<1	12	<1	9	<1	15	<1
Not Hispanic	1893	77	1928	75	2207	71	2503	73	2442	71
Other/Unknown	530	22	649	25	875	28	901	26	982	29
<b>Age at Diagnosis</b>	Cases	%	Cases	%	Cases	%	Cases	%	Cases	%
<15	13	<1	14	<1	29	1	26	1	27	1
15-19	734	30	756	29	916	30	1003	29	941	27
20-24	1025	50	1060	41	1255	41	1407	41	1413	41
25-29	392	16	433	17	508	16	582	17	615	18
30-39	201	8	249	10	278	9	293	9	322	9
40-54	63	3	55	2	90	3	80	2	106	3
>54	7	<1	9	<1	8	<1	8	<1	7	<1
Age Unknown	8	<1	10	<1	10	<1	14	<1	8	<1
<b>District*</b>	Cases	%	Cases	%	Cases	%	Cases	%	Cases	%
1-York	302	12	332	13	471	15	520	15	471	14
2-Cumberland	572	23	629	24	749	24	746	22	793	23
3-Western Maine	471	19	405	16	529	17	646	19	714	21
4-Mid Coast	213	9	244	9	279	9	278	8	277	8
5-Central Maine	329	14	396	15	457	15	459	13	426	12
6-Penquis	348	14	320	13	312	10	469	14	476	14
7-Downeast	114	5	132	5	178	6	191	6	168	5
8-Aroostook	94	4	128	5	119	4	103	3	114	3
Unknown	0	0	0	0	0	0	1	<1	0	0
	Cases	%	Cases	%	Cases	%	Cases	%	Cases	%
<b>Total</b>	2443	100	2586	100	3094	100	3413	100	3439	100



Maine HIV/STD Surveillance Program Summary Report  
2009-2013  
**Gonorrhea**

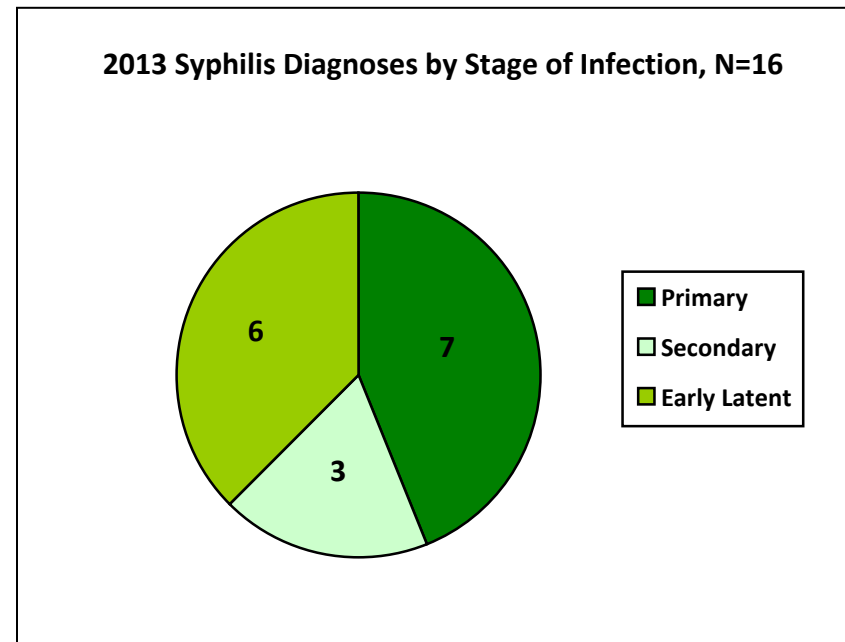
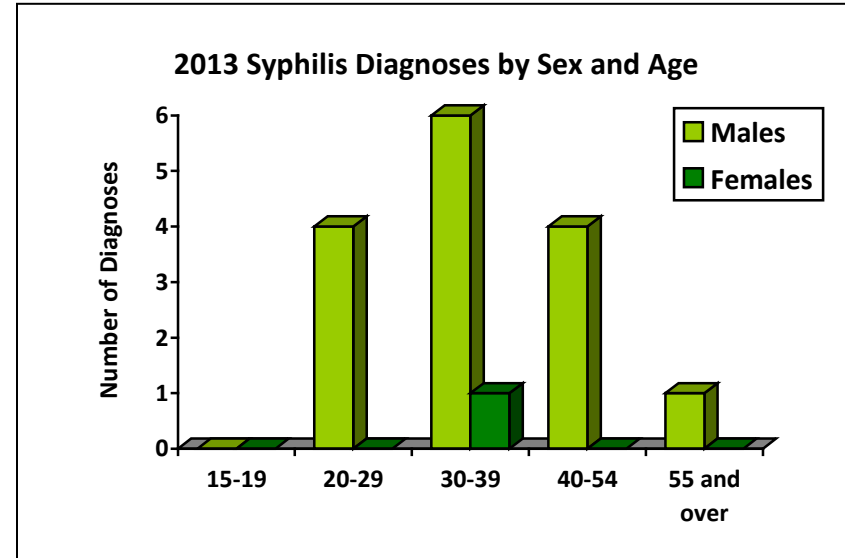
Year	2009		2010		2011		2012		2013	
<b>Sex</b>	Cases	%	Cases	%	Cases	%	Cases	%	Cases	%
Male	81	57	86	53	150	55	215	47	127	52
Female	62	43	75	46	122	45	241	53	119	48
Unknown	0	0	1	<1	0	0	0	0	0	0
<b>Race</b>	Cases	%	Cases	%	Cases	%	Cases	%	Cases	%
White	112	78	111	69	190	70	319	70	152	62
Black	20	14	19	12	37	14	80	18	51	21
Asian/Pacific Isl.	2	<1	0	0	2	<1	2	<1	0	0
Am. Ind/Alask. Nat.	0	0	0	0	2	<1	1	<1	0	0
Other/Unknown	9	6	30	19	41	15	54	12	43	17
<b>Ethnicity</b>	Cases	%	Cases	%	Cases	%	Cases	%	Cases	%
Hispanic	1	1	2	1	2	<1	5	<1	0	0
Not Hispanic	132	93	136	84	228	84	495	87	208	85
Other/Unknown	10	6	24	15	42	15	56	12	36	15
<b>Age at Diagnosis</b>	Cases	%	Cases	%	Cases	%	Cases	%	Cases	%
<15	0	0	0	0	1	<1	1	<1	2	<1
15-19	28	19	25	15	40	15	46	10	24	10
20-24	38	27	60	37	64	24	142	31	77	31
25-29	29	20	33	20	64	24	107	23	53	22
30-39	16	11	24	15	55	20	89	20	56	23
40-54	25	18	18	12	42	15	54	12	25	10
>54	5	3	2	1	6	2	16	4	9	4
Age Unknown	2	<1	0	0	0	0	1	<1	0	0
<b>District*</b>	Cases	%	Cases	%	Cases	%	Cases	%	Cases	%
1-York	7	19	5	3	15	6	35	8	23	9
2-Cumberland	43	30	55	34	107	39	118	26	65	26
3-Western Maine	44	31	53	33	98	36	194	43	97	40
4-Mid Coast	6	4	10	6	10	4	22	5	17	7
5-Central Maine	13	9	9	6	6	2	43	9	15	6
6-Penquis	5	3	17	10	21	8	22	5	17	7
7-Downeast	0	0	7	4	9	3	15	4	8	3
8-Aroostook	5	3	6	4	6	2	7	2	4	2
Unknown	0	0	0	0	0	0	0	0	0	0
	Cases	%	Cases	%	Cases	%	Cases	%	Cases	%
<b>Total</b>	143	100	162	100	272	100	456	100	246	100



Maine HIV/STD Surveillance Program Summary Report  
2009-2013

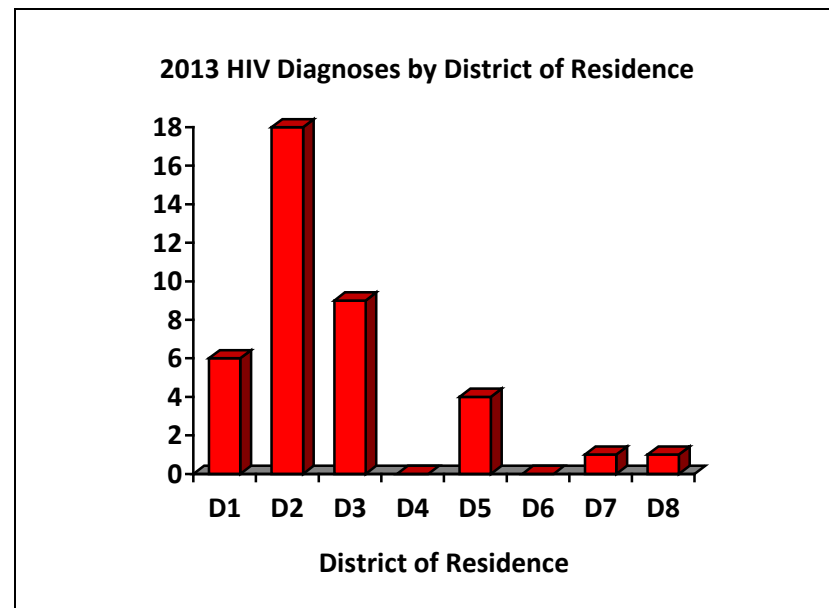
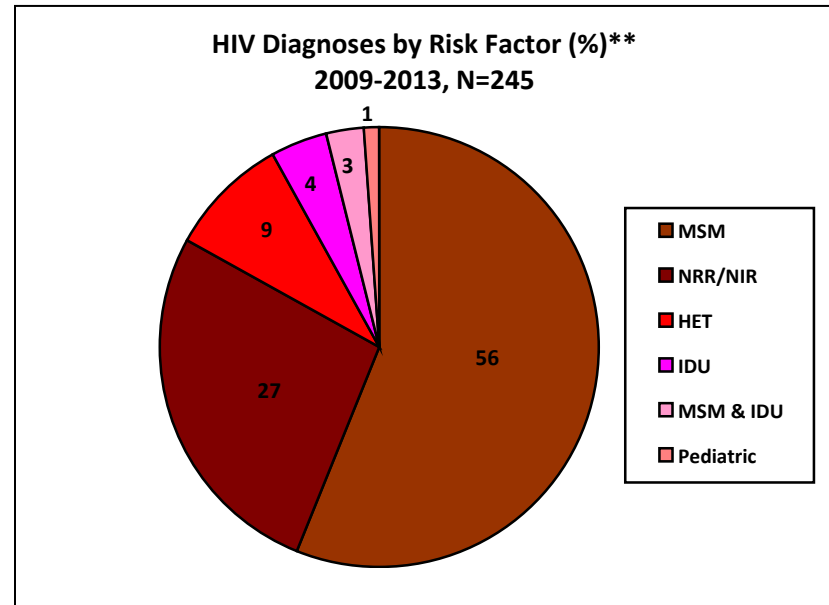
Primary, Secondary, and Early Latent Syphilis

Year	2009		2010		2011		2012		2013	
Sex	Cases	%	Cases	%	Cases	%	Cases	%	Cases	%
Male	13	93	38	100	19	95	17	89	15	94
Female	1	7	0	0	1	5	2	11	1	6
Unknown	0	0	0	0	0	0	0	0	0	0
Race	Cases	%	Cases	%	Cases	%	Cases	%	Cases	%
White	14	100	31	82	15	75	16	84	11	69
Black	0	0	1	3	0	0	0	0	1	6
Asian/Pacific Isl.	0	0	0	0	0	0	0	0	0	0
Am. Ind/Alask. Nat.	0	0	0	0	0	0	0	0	0	0
Other/Unknown	0	0	6	16	5	25	3	16	4	25
Ethnicity	Cases	%	Cases	%	Cases	%	Cases	%	Cases	%
Hispanic	0	0	0	0	0	0	1	5	0	0
Not Hispanic	14	100	32	84	15	75	15	79	13	81
Other/Unknown	0	0	6	16	5	25	3	16	3	19
Age at Diagnosis	Cases	%	Cases	%	Cases	%	Cases	%	Cases	%
<15	0	0	0	0	0	0	0	0	0	0
15-19	0	0	2	5	1	5	2	11	0	0
20-24	5	36	7	18	3	15	4	21	3	19
25-29	1	7	9	24	6	30	0	0	1	6
30-39	3	21	7	18	4	20	10	52	7	44
40-54	3	21	10	26	5	25	3	16	4	25
>54	2	14	3	8	1	5	0	0	1	6
Age Unknown	0	0	0	0	0	0	0	0	0	0
District*	Cases	%	Cases	%	Cases	%	Cases	%	Cases	%
1-York	1	7	9	24	6	30	1	5	2	13
2-Cumberland	7	50	22	58	6	30	10	52	7	43
3-Western Maine	2	14	0	0	2	10	0	0	2	13
4-Mid Coast	0	0	2	5	2	10	0	0	0	0
5-Central Maine	4	29	2	5	1	5	6	32	2	13
6-Penquis	0	0	1	3	1	5	0	0	1	6
7-Downeast	0	0	0	0	2	10	2	11	2	13
8-Aroostook	0	0	2	5	0	0	0	0	0	0
Unknown	0	0	0	0	0	0	0	0	0	0
	Cases	%	Cases	%	Cases	%	Cases	%	Cases	%
Total	14	100	38	100	20	100	19	100	16	100



Maine HIV/STD Surveillance Program Summary Report  
2009-2013  
HIV

Year	2009		2010		2011		2012		2013	
<b>Sex</b>	Cases	%	Cases	%	Cases	%	Cases	%	Cases	%
Male	42	75	49	83	43	80	35	73	27	69
Female	14	25	10	17	11	20	13	27	12	31
Unknown	0	0	0	0	0	0	0	0	0	0
<b>Race</b>	Cases	%	Cases	%	Cases	%	Cases	%	Cases	%
White	42	75	41	69	35	65	34	71	23	59
Black	12	21	17	29	16	30	10	21	16	41
Asian/Pacific Isl.	1	2	1	2	0	0	2	4	0	0
Am. Ind/Alask. Nat.	1	2	0	0	0	0	1	2	0	0
Other/Unknown	0	0	0	0	3	5	1	2	0	0
<b>Ethnicity</b>	Cases	%	Cases	%	Cases	%	Cases	%	Cases	%
Hispanic	2	4	0	0	1	2	1	2	3	8
Not Hispanic	54	96	58	58	50	93	46	96	35	90
Other/Unknown	0	0	1	1	3	5	1	2	1	2
<b>Age at Diagnosis</b>	Cases	%	Cases	%	Cases	%	Cases	%	Cases	%
<15	1	2	0	0	0	0	1	2	1	2
15-19	2	4	1	2	0	0	2	4	0	0
20-24	7	12	6	10	2	4	1	2	4	10
25-29	7	12	3	5	5	9	2	4	1	2
30-39	14	25	21	36	15	28	12	25	8	21
40-54	15	27	23	39	27	50	21	44	20	51
>54	10	18	5	8	5	9	9	19	5	13
Age Unknown	0	0	0	0	0	0	0	0	0	0
<b>District*</b>	Cases	%	Cases	%	Cases	%	Cases	%	Cases	%
1-York	11	19	10	17	9	17	6	13	6	16
2-Cumberland	25	45	24	41	26	49	20	42	18	46
3-Western Maine	6	11	9	15	4	7	6	13	9	23
4-Mid Coast	2	3	10	17	2	4	1	2	0	0
5-Central Maine	10	18	5	8	5	9	8	16	4	10
6-Penquis	1	2	1	2	3	5	2	4	0	0
7-Downeast	0	0	0	0	1	2	5	10	1	2
8-Aroostook	1	2	0	0	4	7	0	0	1	2
Unknown	0	0	0	0	0	0	0	0	0	0
<b>Total</b>	Cases	%	Cases	%	Cases	%	Cases	%	Cases	%
	56	100	59	100	54	100	48	100	39	100



Maine HIV/STD Surveillance Program Summary Report  
2009-2013  
**AIDS**

Year	2009		2010		2011		2012		2013	
<b>Sex</b>	Cases	%	Cases	%	Cases	%	Cases	%	Cases	%
Male	31	89	28	97	21	75	21	68	19	61
Female	4	11	1	3	7	25	10	32	11	39
Unknown	0	0	0	0	0	0	0	0	0	0
<b>Race</b>	Cases	%	Cases	%	Cases	%	Cases	%	Cases	%
White	30	86	21	73	19	68	23	74	22	73
Black	5	14	6	21	8	28	6	19	5	17
Asian/Pacific Isl.	0	0	1	3	0	0	0	0	1	3
Am. Ind/Alask. Nat.	0	0	0	0	0	0	1	3	0	0
Other/Unknown	0	0	1	3	1	4	1	3	2	7
<b>Ethnicity</b>	Cases	%	Cases	%	Cases	%	Cases	%	Cases	%
Hispanic	3	9	1	3	0	0	0	0	3	10
Not Hispanic	32	91	26	90	27	97	30	97	25	83
Other/Unknown	0	0	2	7	1	3	1	3	2	7
<b>Age at Diagnosis</b>	Cases	%	Cases	%	Cases	%	Cases	%	Cases	%
<15	0	0	0	0	0	0	0	0	0	0
15-19	0	0	0	0	0	0	1	3	0	0
20-24	2	6	1	3	1	4	0	0	1	3
25-29	0	0	0	0	1	4	2	7	0	0
30-39	10	29	4	14	9	32	10	32	4	13
40-54	15	42	16	55	12	43	11	35	17	57
>54	8	23	8	28	5	17	7	23	8	27
Age Unknown	0	0	0	0	0	0	0	0	0	0
<b>District*</b>	Cases	%	Cases	%	Cases	%	Cases	%	Cases	%
1-York	7	19	4	14	5	17	2	7	5	17
2-Cumberland	14	40	8	28	14	50	14	45	14	47
3-Western Maine	3	9	4	14	2	7	2	7	1	3
4-Mid Coast	3	9	4	14	3	11	0	0	1	3
5-Central Maine	6	17	6	21	3	11	2	7	7	23
6-Penquis	2	6	1	3	0	0	5	16	1	3
7-Downeast	0	0	0	0	0	0	5	16	1	3
8-Aroostook	0	0	1	3	1	4	1	3	0	0
Unknown	0	0	1	3	0	0	0	0	0	0
<b>Total</b>	Cases	%	Cases	%	Cases	%	Cases	%	Cases	%
	35	100	29	100	28	100	31	100	30	100

