

State of Maine HIV/STD Annual Surveillance Report 2012



Paul R. LePage, Governor

Mary C. Mayhew, Commissioner

State of Maine HIV/STD Annual Surveillance Report

5 Year Data Summary

2008-2012

Data Notes:

HIV, AIDS, chlamydia, gonorrhea, and syphilis cases are reported to the Maine Center for Disease Control and Prevention (Maine CDC) through various confidential channels, including the use of secure and confidential fax and phone lines. Newly diagnosed cases are typically reported to Maine CDC by healthcare providers, healthcare facilities, and laboratories within 48 hours of diagnosis as required by state law.

Because this report is based on data received from the reporting facilities mentioned above, delays in reporting may result in changes to the final statistics provided in this or other reports. The completeness and accuracy of data elements obtained from patients and provided by healthcare providers determines the quality of data used in compiling this report. Data included in this report may succumb to all or some of these limitations.

*= District represents district of residence at time of disease diagnosis.

The eight public health districts are as follow:

York= York County

Cumberland= Cumberland County

Western= Androscoggin, Franklin, and Oxford Counties

Mid Coast= Knox, Lincoln, Sagadahoc, and Waldo Counties

Central= Kennebec and Somerset Counties

Penquis= Penobscot and Piscataquis Counties

Downeast= Hancock and Washington Counties

Aroostook= Aroostook County

**= Risk for HIV infection is self identified and is defined as follows:

MSM= Men who have sex with other men

IDU= Injection drug users

MSM/IDU= Men who engage in both behaviors above

HET= Heterosexuals who have a partner who is known to have, or be at high risk for HIV infection

Pediatric= Children whose infection was acquired from their mother during pregnancy, birth, or breastfeeding

NRR/NIR= No reported risk or no identified risk

Acknowledgements:

The completion of this report was achieved as a result of the support from various healthcare facilities, laboratories, and private physicians/providers that play an integral role in HIV and STD surveillance by providing timely disease reports to Maine CDC.

Report prepared by:

Sarah Bly

HIV/STD Surveillance Coordinator

HIV, STD, and Viral Hepatitis Program

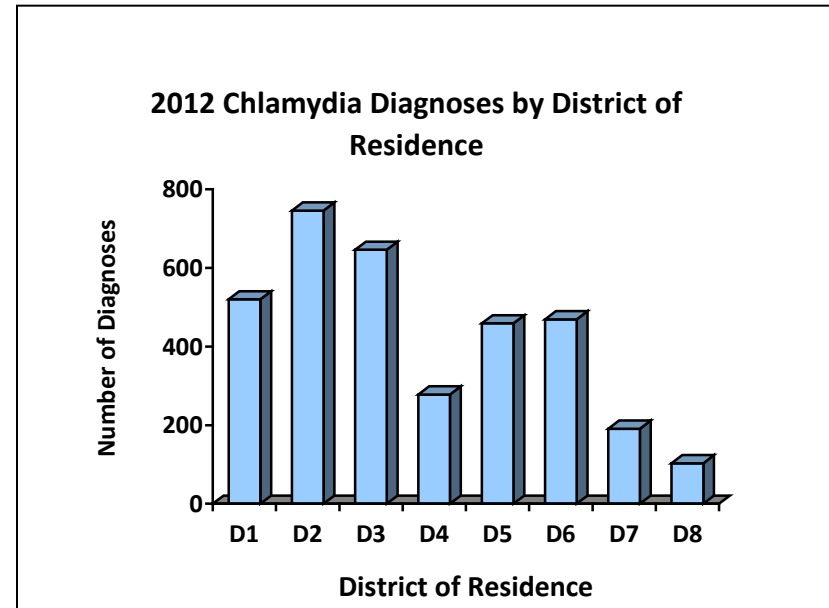
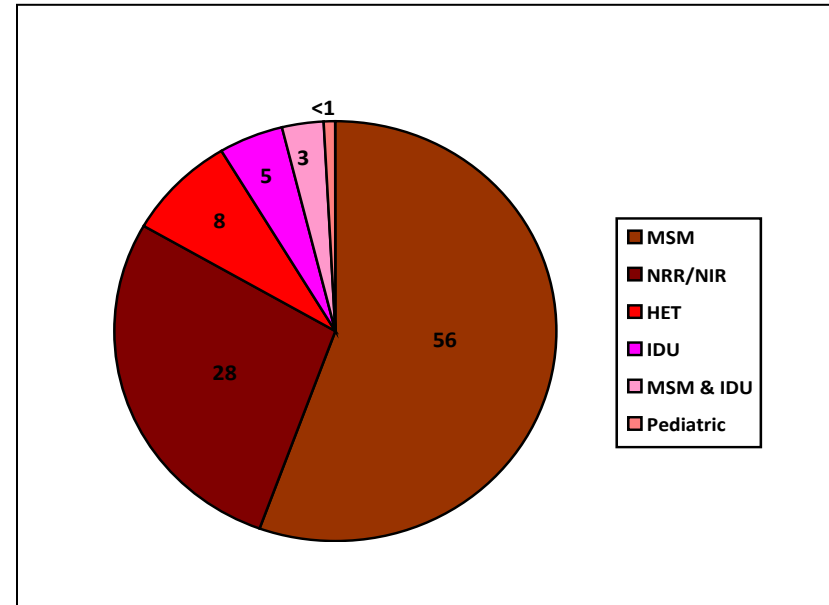
Maine Center for Disease Control and Prevention

Phone: 1-207-287-3747

Email: sarah.bly@maine.gov

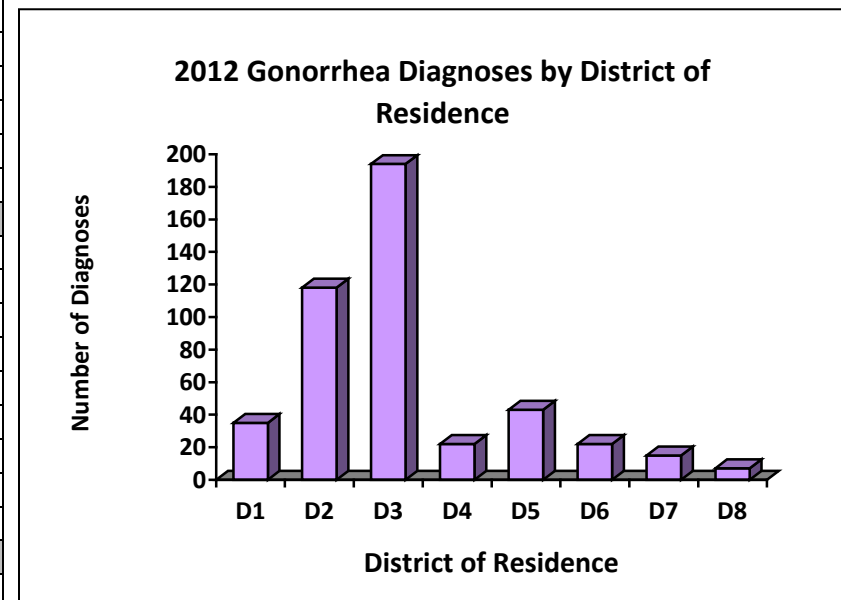
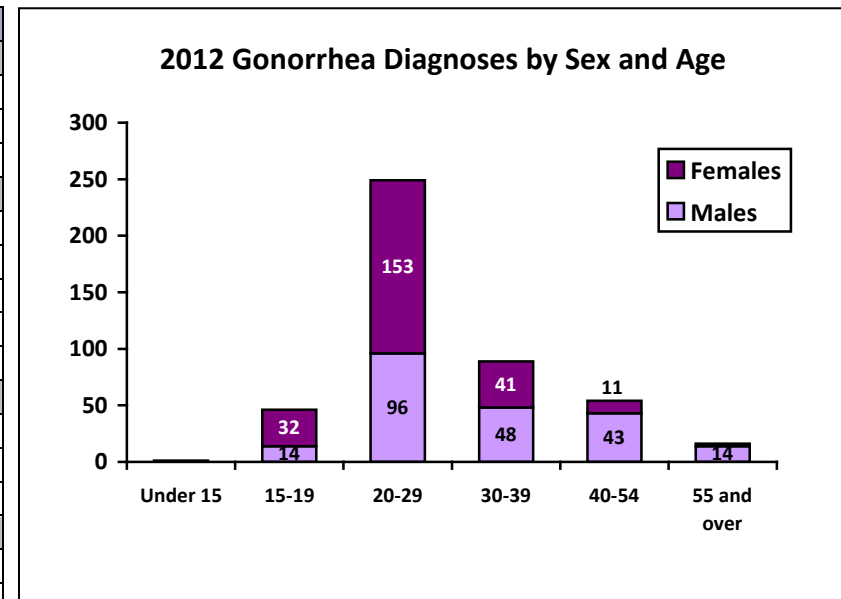
Maine HIV/STD Surveillance Program Summary Report
2008-2012
Chlamydia

Year	2012		2011		2010		2009		2008	
Sex	Cases	%	Cases	%	Cases	%	Cases	%	Cases	%
Male	989	29	944	31	768	30	730	30	756	29
Female	2422	71	2150	69	1814	70	1713	70	1838	71
Unknown	2	<1	0	0	0	0	0	0	0	0
Race	Cases	%	Cases	%	Cases	%	Cases	%	Cases	%
White	2382	70	2118	68	1726	67	1772	70	2005	77
Black	141	4	114	4	102	4	127	5	121	5
Asian/Pacific Isl.	16	<1	22	<1	15	<1	13	<1	20	<1
Am. Ind/Alask. Nat.	16	<1	13	<1	13	<1	7	<1	9	<1
Other/Unknown	858	25	827	27	721	28	254	22	439	17
Ethnicity	Cases	%	Cases	%	Cases	%	Cases	%	Cases	%
Hispanic	9	<1	12	<1	9	<1	10	<1	12	<1
Not Hispanic	2503	73	2207	71	1928	75	1893	77	2153	83
Other/Unknown	901	26	875	28	649	25	530	22	429	16
Age at Diagnosis	Cases	%	Cases	%	Cases	%	Cases	%	Cases	%
<15	26	1	29	1	14	<1	13	<1	13	<1
15-19	1003	29	916	30	756	29	734	30	777	30
20-24	1407	41	1255	41	1060	41	1025	50	1101	42
25-29	582	17	508	16	433	17	392	16	441	17
30-39	293	9	278	9	249	10	201	8	208	8
40-54	80	2	90	3	55	2	63	3	39	1
>54	8	<1	8	<1	9	<1	7	<1	11	<1
Age Unknown	14	<1	10	<1	10	<1	8	<1	4	<1
District*	Cases	%	Cases	%	Cases	%	Cases	%	Cases	%
1-York	520	15	471	15	332	13	302	12	277	11
2-Cumberland	746	22	749	24	629	24	572	23	646	25
3-Western Maine	646	19	529	17	405	16	471	19	463	18
4-Mid Coast	278	8	279	9	244	9	213	9	252	10
5-Central Maine	459	13	457	15	396	15	329	14	423	16
6-Penquis	469	14	312	10	320	13	348	14	343	13
7-Downeast	191	6	178	6	132	5	114	5	126	4
8-Aroostook	103	3	119	4	128	5	94	4	64	2
Unknown	1	<1	0	0	0	0	0	0	0	0
	Cases	%	Cases	%	Cases	%	Cases	%	Cases	%
Total	3413	100	3094	100	2586	100	2443	100	2594	100



Maine HIV/STD Surveillance Program Summary Report
2008-2012
Gonorrhea

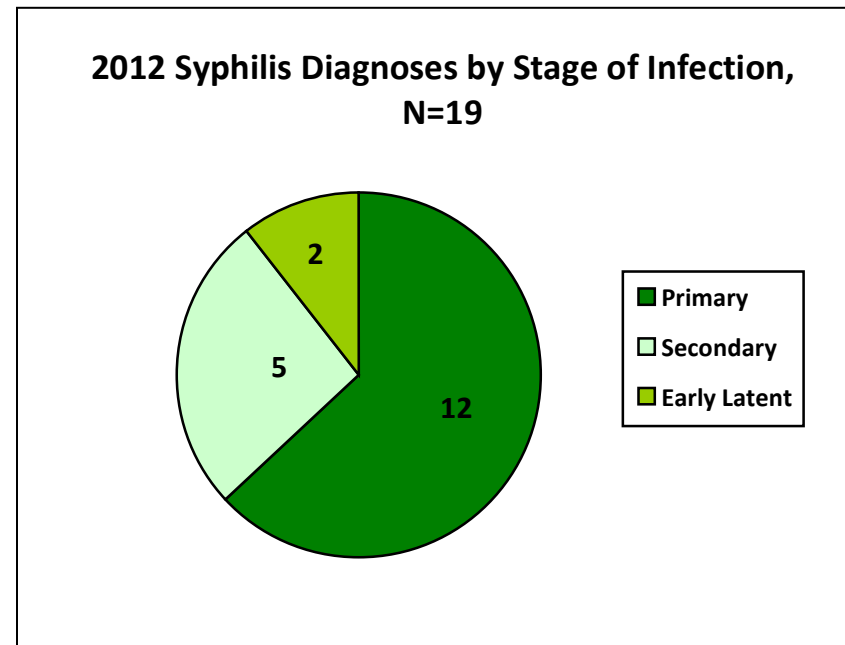
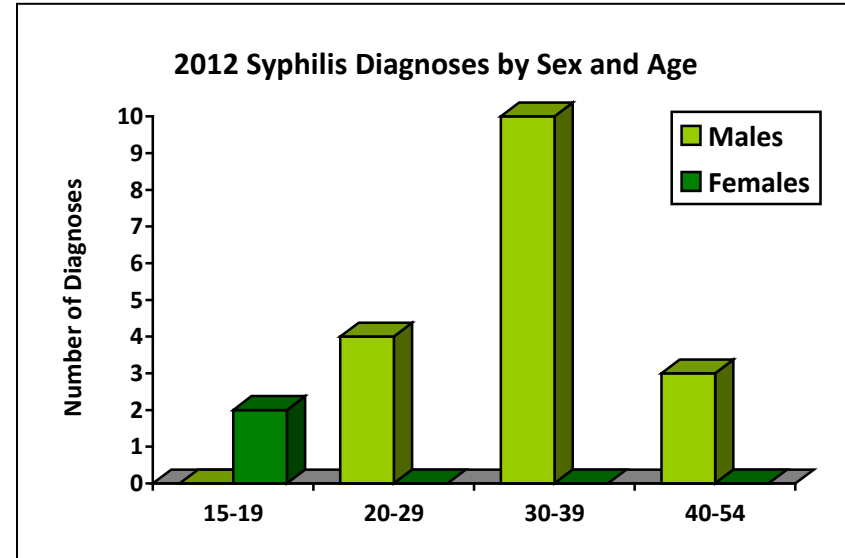
Year	2012		2011		2010		2009		2008	
Sex	Cases	%	Cases	%	Cases	%	Cases	%	Cases	%
Male	215	47	150	55	86	53	81	57	53	55
Female	241	53	122	45	75	46	62	43	43	45
Unknown	0	0	0	0	1	<1	0	0	0	0
Race	Cases	%	Cases	%	Cases	%	Cases	%	Cases	%
White	319	70	190	70	111	69	112	78	73	76
Black	80	18	37	14	19	12	20	14	17	18
Asian/Pacific Isl.	2	<1	2	<1	0	0	2	<1	1	1
Am. Ind/Alask. Nat.	1	<1	2	<1	0	0	0	0	0	0
Other/Unknown	54	12	41	15	30	19	9	6	5	5
Ethnicity	Cases	%	Cases	%	Cases	%	Cases	%	Cases	%
Hispanic	5	<1	2	<1	2	1	1	1	2	2
Not Hispanic	495	87	228	84	136	84	132	93	89	92
Other/Unknown	56	12	42	15	24	15	10	6	5	5
Age at Diagnosis	Cases	%	Cases	%	Cases	%	Cases	%	Cases	%
<15	1	<1	1	<1	0	0	0	0	1	<1
15-19	46	10	40	15	25	15	28	19	19	20
20-24	142	31	64	24	60	37	38	27	28	29
25-29	107	23	64	24	33	20	29	20	14	14
30-39	89	20	55	20	24	15	16	11	20	21
40-54	54	12	42	15	18	12	25	18	11	11
>54	16	4	6	2	2	1	5	3	3	3
Age Unknown	1	<1	0	0	0	0	2	<1	0	0
District*	Cases	%	Cases	%	Cases	%	Cases	%	Cases	%
1-York	35	8	15	6	5	3	7	19	12	13
2-Cumberland	118	26	107	39	55	34	43	30	40	41
3-Western Maine	194	43	98	36	53	33	44	31	18	19
4-Mid Coast	22	5	10	4	10	6	6	4	3	3
5-Central Maine	43	9	6	2	9	6	13	9	6	6
6-Penquis	22	5	21	8	17	10	5	3	4	4
7-Downeast	15	4	9	3	7	4	0	0	7	7
8-Aroostook	7	2	6	2	6	4	5	3	6	6
Unknown	0	0	0	0	0	0	0	0	0	0
	Cases	%	Cases	%	Cases	%	Cases	%	Cases	%
Total	456	100	272	100	162	100	143	100	96	100



Maine HIV/STD Surveillance Program Summary Report
2008-2012

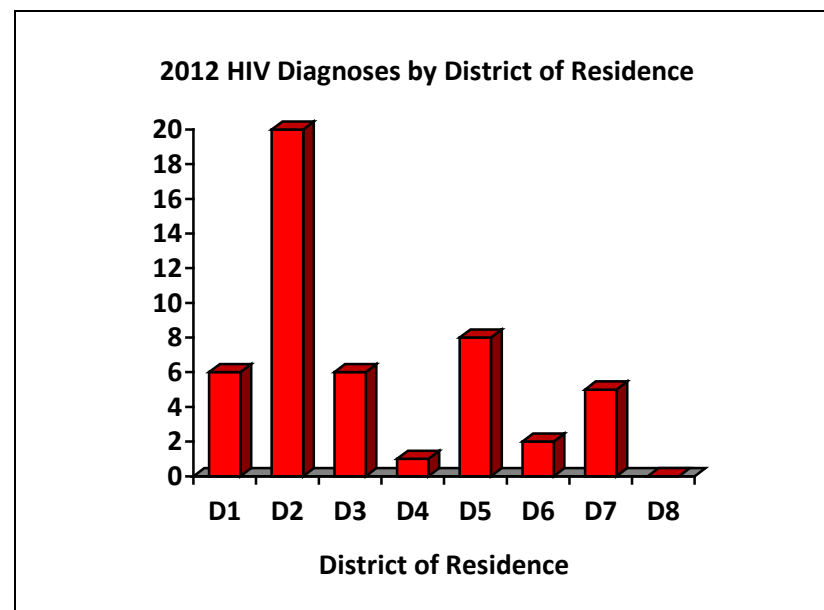
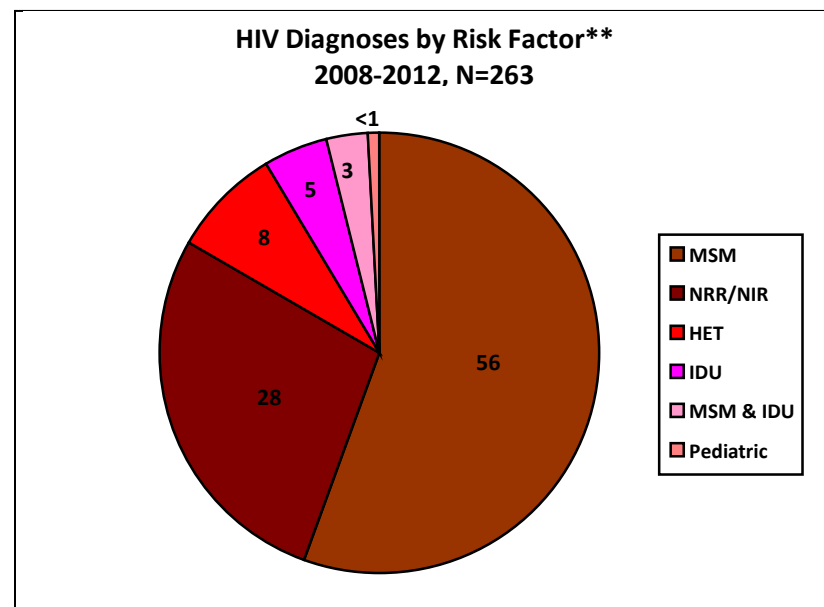
Primary, Secondary, and Early Latent Syphilis

Year	2012		2011		2010		2009		2008	
Sex	Cases	%	Cases	%	Cases	%	Cases	%	Cases	%
Male	17	89	19	95	38	100	13	93	19	95
Female	2	11	1	5	0	0	1	7	1	5
Unknown	0	0	0	0	0	0	0	0	0	0
Race	Cases	%	Cases	%	Cases	%	Cases	%	Cases	%
White	16	84	15	75	31	82	14	100	20	100
Black	0	0	0	0	1	3	0	0	0	0
Asian/Pacific Isl.	0	0	0	0	0	0	0	0	0	0
Am. Ind/Alask. Nat.	0	0	0	0	0	0	0	0	0	0
Other/Unknown	3	16	5	25	6	16	0	0	0	0
Ethnicity	Cases	%	Cases	%	Cases	%	Cases	%	Cases	%
Hispanic	1	5	0	0	0	0	0	0	0	0
Not Hispanic	15	79	15	75	32	84	14	100	20	100
Other/Unknown	3	16	5	25	6	16	0	0	0	0
Age at Diagnosis	Cases	%	Cases	%	Cases	%	Cases	%	Cases	%
<15	0	0	0	0	0	0	0	0	0	0
15-19	2	11	1	5	2	5	0	0	0	0
20-24	4	21	3	15	7	18	5	36	1	5
25-29	0	0	6	30	9	24	1	7	1	5
30-39	10	52	4	20	7	18	3	21	6	30
40-54	3	16	5	25	10	26	3	21	8	40
>54	0	0	1	5	3	8	2	14	4	20
Age Unknown	0	0	0	0	0	0	0	0	0	0
District*	Cases	%	Cases	%	Cases	%	Cases	%	Cases	%
1-York	1	5	6	30	9	24	1	7	2	10
2-Cumberland	10	52	6	30	22	58	7	50	9	45
3-Western Maine	0	0	2	10	0	0	2	14	0	0
4-Mid Coast	0	0	2	10	2	5	0	0	3	15
5-Central Maine	6	32	1	5	2	5	4	29	4	20
6-Penquis	0	0	1	5	1	3	0	0	1	5
7-Downeast	2	11	2	10	0	0	0	0	1	5
8-Aroostook	0	0	0	0	2	5	0	0	0	0
Unknown	0	0	0	0	0	0	0	0	0	0
	Cases	%	Cases	%	Cases	%	Cases	%	Cases	%
Total	19	100	20	100	38	100	14	100	20	100



Maine HIV/STD Surveillance Program Summary Report
2008-2012
HIV

Year	2012		2011		2010		2009		2008	
Sex	Cases	%	Cases	%	Cases	%	Cases	%	Cases	%
Male	35	73	43	80	49	83	42	75	39	85
Female	13	27	11	20	10	17	14	25	7	15
Unknown	0	0	0	0	0	0	0	0	0	0
Race	Cases	%	Cases	%	Cases	%	Cases	%	Cases	%
White	34	71	35	65	41	69	42	75	43	93
Black	10	21	16	30	17	29	12	21	3	7
Asian/Pacific Isl.	2	4	0	0	1	2	1	2	0	0
Am. Ind/Alask. Nat.	1	2	0	0	0	0	1	2	0	0
Other/Unknown	1	2	3	5	0	0	0	0	0	0
Ethnicity	Cases	%	Cases	%	Cases	%	Cases	%	Cases	%
Hispanic	1	2	1	2	0	0	2	4	1	2
Not Hispanic	46	96	50	93	58	58	54	96	45	98
Other/Unknown	1	2	3	5	1	1	0	0	0	0
Age at Diagnosis	Cases	%	Cases	%	Cases	%	Cases	%	Cases	%
<15	1	2	0	0	0	0	1	2	0	0
15-19	2	4	0	0	1	2	2	4	1	2
20-24	1	2	2	4	6	10	7	12	5	11
25-29	2	4	5	9	3	5	7	12	2	4
30-39	12	25	15	28	21	36	14	25	11	24
40-54	21	44	27	50	23	39	15	27	16	35
>54	9	19	5	9	5	8	10	18	11	24
Age Unknown	0	0	0	0	0	0	0	0	0	0
District*	Cases	%	Cases	%	Cases	%	Cases	%	Cases	%
1-York	6	13	9	17	10	17	11	19	11	24
2-Cumberland	20	42	26	49	24	41	25	45	16	35
3-Western Maine	6	13	4	7	9	15	6	11	11	24
4-Mid Coast	1	2	2	4	10	17	2	3	1	2
5-Central Maine	8	16	5	9	5	8	10	18	5	11
6-Penquis	2	4	3	5	1	2	1	2	1	2
7-Downeast	5	10	1	2	0	0	0	0	1	2
8-Aroostook	0	0	4	7	0	0	1	2	0	0
Unknown	0	0	0	0	0	0	0	0	0	0
	Cases	%	Cases	%	Cases	%	Cases	%	Cases	%
Total	48	100	54	100	59	100	56	100	46	100



Maine HIV/STD Surveillance Program Summary Report
2008-2012
AIDS

Year	2012		2011		2010		2009		2008	
Sex	Cases	%	Cases	%	Cases	%	Cases	%	Cases	%
Male	10	37	21	75	28	97	31	89	32	80
Female	5	33	7	25	1	3	4	11	8	20
Unknown	0	0	0	0	0	0	0	0	0	0
Race	Cases	%	Cases	%	Cases	%	Cases	%	Cases	%
White	11	73	19	68	21	73	30	86	37	93
Black	3	20	8	28	6	21	5	14	3	7
Asian/Pacific Isl.	0	0	0	0	1	3	0	0	0	0
Am. Ind/Alask. Nat.	0	0	0	0	0	0	0	0	0	0
Other/Unknown	1	7	1	4	1	3	0	0	0	0
Ethnicity	Cases	%	Cases	%	Cases	%	Cases	%	Cases	%
Hispanic	0	0	0	0	1	3	3	9	1	3
Not Hispanic	14	93	27	97	26	90	32	91	39	97
Other/Unknown	1	7	1	3	2	7	0	0	0	0
Age at Diagnosis	Cases	%	Cases	%	Cases	%	Cases	%	Cases	%
<15	0	0	0	0	0	0	0	0	0	0
15-19	1	7	0	0	0	0	0	0	0	0
20-24	0	0	1	4	1	3	2	6	1	3
25-29	2	13	1	4	0	0	0	0	3	7
30-39	6	40	9	32	4	14	10	29	10	25
40-54	2	13	12	43	16	55	15	42	19	48
>54	4	27	5	17	8	28	8	23	7	17
Age Unknown	0	0	0	0	0	0	0	0	0	0
District*	Cases	%	Cases	%	Cases	%	Cases	%	Cases	%
1-York	0	0	5	17	4	14	7	19	12	30
2-Cumberland	5	33	14	50	8	28	14	40	14	35
3-Western Maine	2	13	2	7	4	14	3	9	5	13
4-Mid Coast	0	0	3	11	4	14	3	9	3	7
5-Central Maine	3	20	3	11	6	21	6	17	1	3
6-Penquis	0	0	0	0	1	3	2	6	2	5
7-Downeast	4	27	0	0	0	0	0	0	3	7
8-Aroostook	0	0	1	4	1	3	0	0	0	0
Unknown	1	7	0	0	1	3	0	0	0	0
	Cases	%	Cases	%	Cases	%	Cases	%	Cases	%
Total	15	100	28	100	29	100	35	100	40	100

