

State of Maine HIV/STD Annual Surveillance Report 2011



Paul R. LePage, Governor

Mary C. Mayhew, Commissioner

State of Maine HIV/STD Annual Surveillance Report

5 Year Data Summary

2007-2011

Data Notes:

HIV, AIDS, chlamydia, gonorrhea, and syphilis cases are reported to the Maine Center for Disease Control and Prevention (Maine CDC) through various confidential channels, including the use of secure and confidential fax and phone lines. Newly diagnosed cases are typically reported to Maine CDC by healthcare providers, healthcare facilities, and laboratories within 48 hours of diagnosis as required by state law.

Because this report is based on data received from the reporting facilities mentioned above, delays in reporting may result in changes to the final statistics provided in this or other reports. The completeness and accuracy of data elements obtained from patients and provided by healthcare providers determines the quality of data used in compiling this report. Data included in this report may succumb to all or some of these limitations.

*= District represents district of residence at time of disease diagnosis.

The eight public health districts are as follow:

York= York County

Cumberland= Cumberland County

Western= Androscoggin, Franklin, and Oxford Counties

Mid Coast= Knox, Lincoln, Sagadahoc, and Waldo Counties

Central= Kennebec and Somerset Counties

Penquis= Penobscot and Piscataquis Counties

Downeast= Hancock and Washington Counties

Aroostook= Aroostook County

**= Risk for HIV infection is self identified and is defined as follows:

MSM= Men who have sex with other men

IDU= Injection drug users

MSM/IDU= Men who engage in both behaviors above

HET= Heterosexuals who have a partner who is known to have, or be at high risk for HIV infection

Pediatric= Children whose infection was acquired from their mother during pregnancy, birth, or breastfeeding

NRR/NIR= No reported risk or no identified risk

Acknowledgements:

The completion of this report was achieved as a result of the support from various healthcare facilities, laboratories, and private physicians/providers that play an integral role in HIV and STD surveillance by providing timely disease reports to Maine CDC.

Report prepared by:

Sarah Bly

HIV/STD Surveillance Coordinator

HIV, STD, and Viral Hepatitis Program

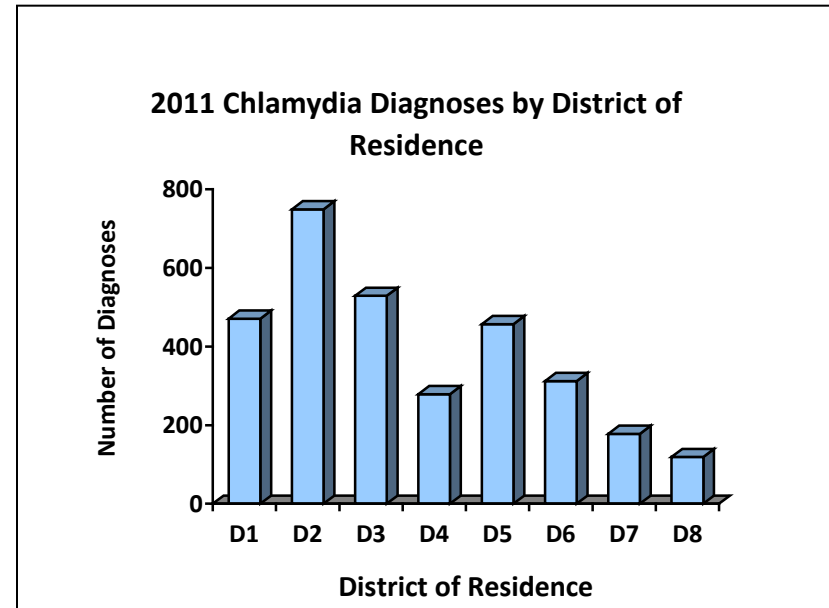
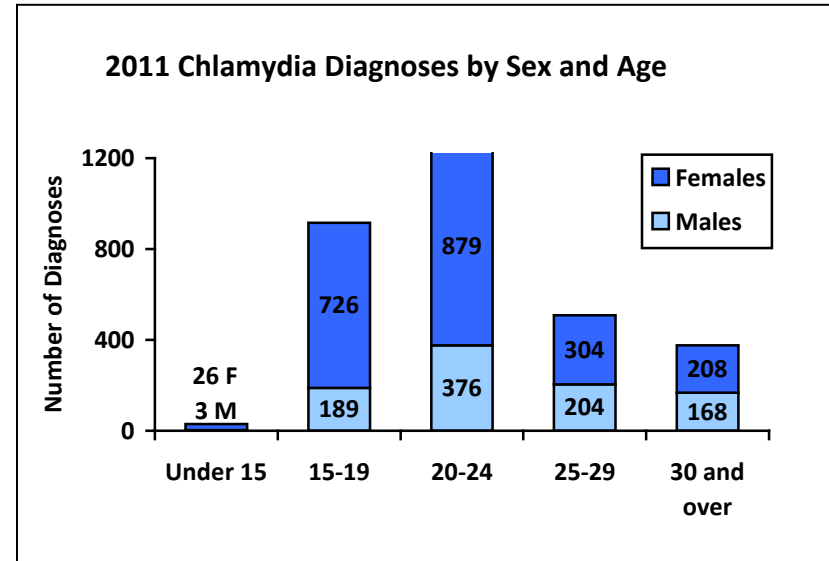
Maine Center for Disease Control and Prevention

Phone: 1-207-287-3747

Email: sarah.bly@maine.gov

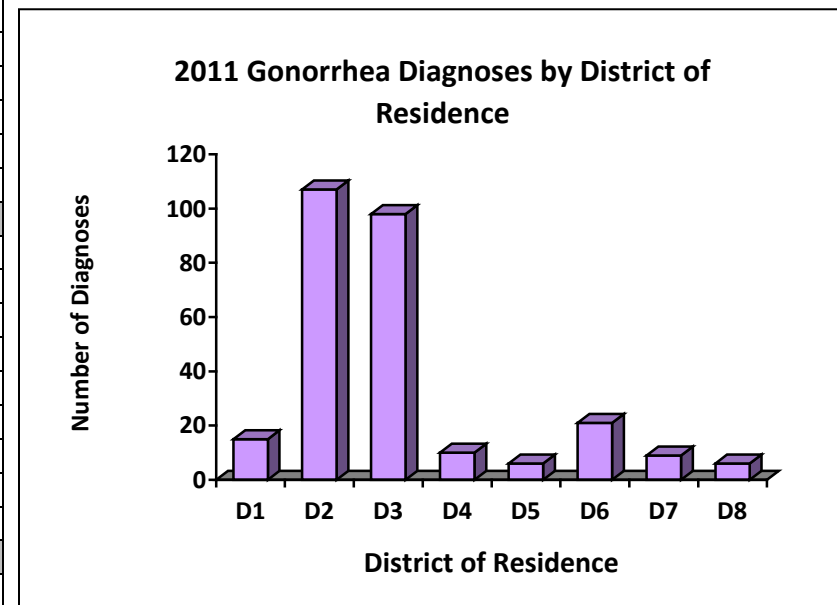
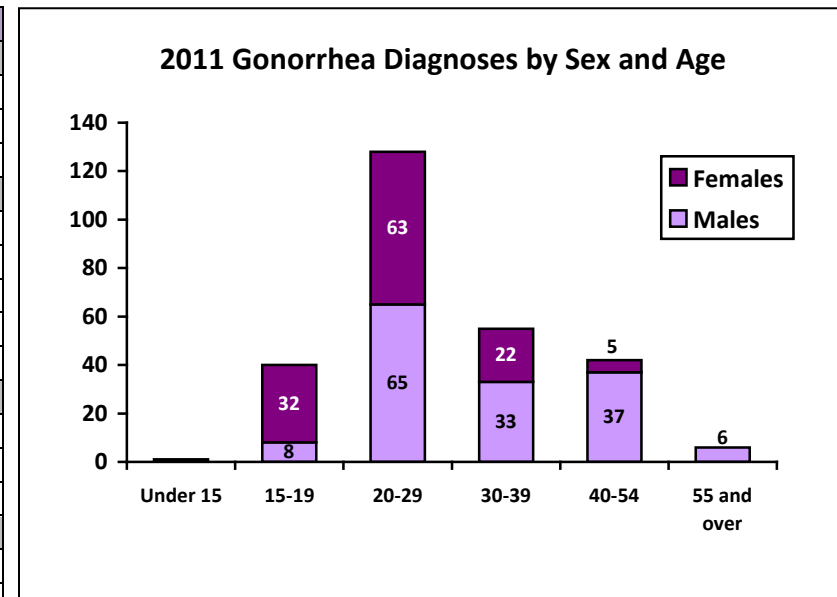
Maine HIV/STD Surveillance Program Summary Report
2007-2011
Chlamydia

Year	2011		2010		2009		2008		2007	
Sex	Cases	%	Cases	%	Cases	%	Cases	%	Cases	%
Male	944		768	30	730	30	756	29	712	28
Female	2150		1814	70	1713	70	1838	71	1835	72
Unknown	0		0	0	0	0	0	0	2	<1
Race	Cases	%	Cases	%	Cases	%	Cases	%	Cases	%
White	2118		1726	67	1772	70	2005	77	1873	74
Black	114		102	4	127	5	121	5	102	4
Asian/Pacific Isl.	22		15	<1	13	<1	20	<1	18	<1
Am. Ind/Alask. Nat.	13		13	<1	7	<1	9	<1	7	<1
Other/Unknown	827		721	28	254	22	439	17	549	21
Ethnicity	Cases	%	Cases	%	Cases	%	Cases	%	Cases	%
Hispanic	12		9	<1	10	<1	12	<1	15	1
Not Hispanic	2207		1928	75	1893	77	2153	83	2001	79
Other/Unknown	875		649	25	530	22	429	16	533	20
Age at Diagnosis	Cases	%	Cases	%	Cases	%	Cases	%	Cases	%
<15	29		14	<1	13	<1	13	<1	23	1
15-19	916		756	29	734	30	777	30	812	32
20-24	1255		1060	41	1025	50	1101	42	1041	41
25-29	508		433	17	392	16	441	17	408	16
30-39	278		249	10	201	8	208	8	196	8
40-54	90		55	2	63	3	39	1	52	2
>54	8		9	<1	7	<1	11	<1	6	0
Age Unknown	10		10	<1	8	<1	4	<1	1	0
District*	Cases	%	Cases	%	Cases	%	Cases	%	Cases	%
1-York	471		332	13	302	12	277	11	287	11
2-Cumberland	749		629	24	572	23	646	25	670	26
3-Western Maine	529		405	16	471	19	463	18	497	19
4-Mid Coast	279		244	9	213	9	252	10	242	9
5-Central Maine	457		396	15	329	14	423	16	330	13
6-Penquis	312		320	13	348	14	343	13	333	13
7-Downeast	178		132	5	114	5	126	4	107	4
8-Aroostook	119		128	5	94	4	64	2	77	3
Unknown	0		0	0	0	0	0	0	6	<1
	Cases	%	Cases	%	Cases	%	Cases	%	Cases	%
Total	3094		2586	100	2443	100	2594	100	2549	100



Maine HIV/STD Surveillance Program Summary Report
2007-2011
Gonorrhea

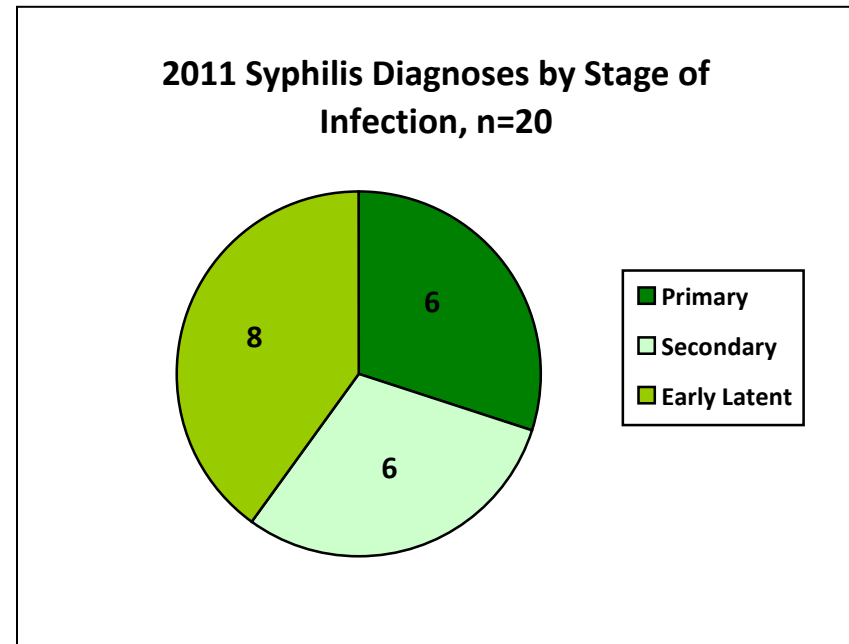
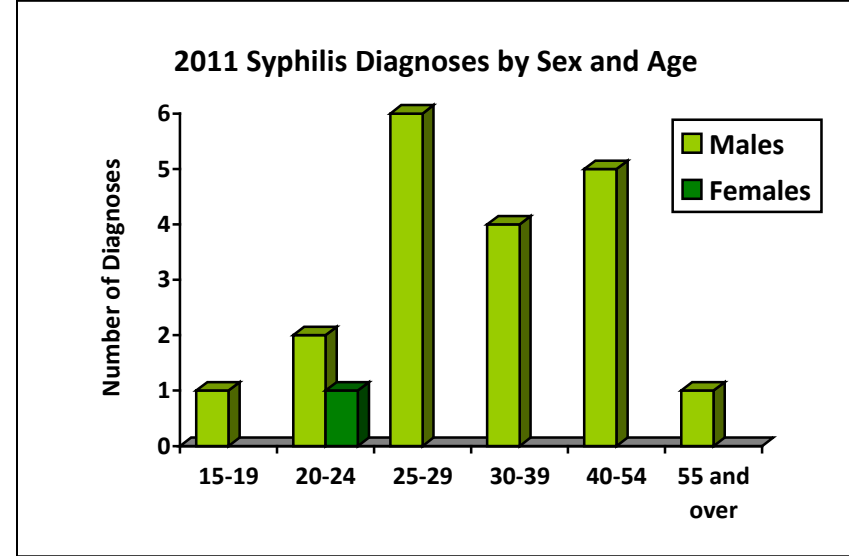
Year	2011		2010		2009		2008		2007	
Sex	Cases	%	Cases	%	Cases	%	Cases	%	Cases	%
Male	150		86	53	81	57	53	55	73	62
Female	122		75	46	62	43	43	45	45	38
Unknown	0		1	<1	0	0	0	0	0	0
Race	Cases	%	Cases	%	Cases	%	Cases	%	Cases	%
White	190		111	69	112	78	73	76	98	83
Black	37		19	12	20	14	17	18	8	7
Asian/Pacific Isl.	2		0	0	2	<1	1	1	2	2
Am. Ind/Alask. Nat.	2		0	0	0	0	0	0	1	<1
Other/Unknown	41		30	19	9	6	5	5	9	7
Ethnicity	Cases	%	Cases	%	Cases	%	Cases	%	Cases	%
Hispanic	2		2	1	1	1	2	2	0	0
Not Hispanic	228		136	84	132	93	89	92	110	93
Other/Unknown	42		24	15	10	6	5	5	8	7
Age at Diagnosis	Cases	%	Cases	%	Cases	%	Cases	%	Cases	%
<15	1		0	0	0	0	1	<1	0	0
15-19	40		25	15	28	19	19	20	14	12
20-24	64		60	37	38	27	28	29	65	55
25-29	64		33	20	29	20	14	14	9	8
30-39	55		24	15	16	11	20	21	8	7
40-54	42		18	12	25	18	11	11	20	18
>54	6		2	1	5	3	3	3	1	0
Age Unknown	0		0	0	2	<1	0	0	1	0
District*	Cases	%	Cases	%	Cases	%	Cases	%	Cases	%
1-York	15		5	3	7	19	12	13	14	12
2-Cumberland	107		55	34	43	30	40	41	37	31
3-Western Maine	98		53	33	44	31	18	19	29	24
4-Mid Coast	10		10	6	6	4	3	3	9	7
5-Central Maine	6		9	6	13	9	6	6	4	3
6-Penquis	21		17	10	5	3	4	4	19	16
7-Downeast	9		7	4	0	0	7	7	4	3
8-Aroostook	6		6	4	5	3	6	6	2	1
Unknown	0		0	0	0	0	0	0	0	0
	Cases	%	Cases	%	Cases	%	Cases	%	Cases	%
Total	272		162	100	143	100	96	100	118	100



Maine HIV/STD Surveillance Program Summary Report
2007-2011

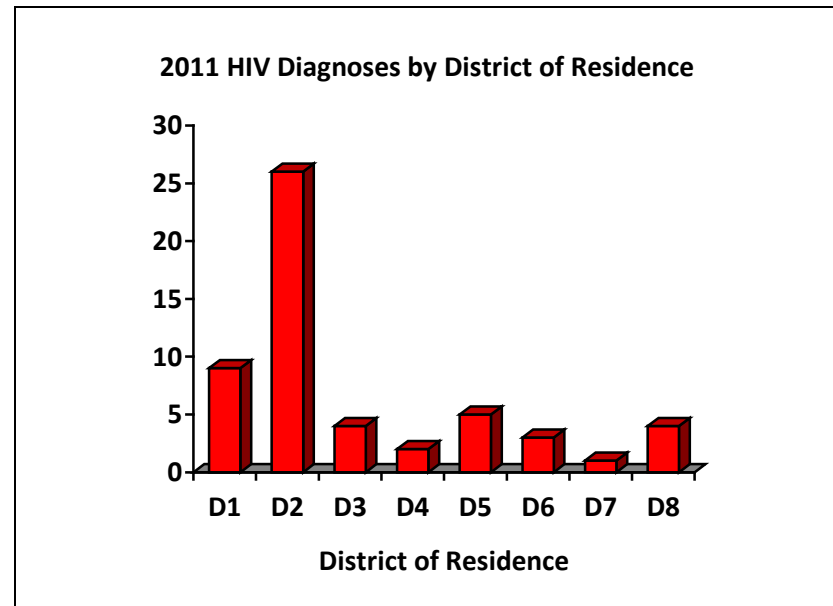
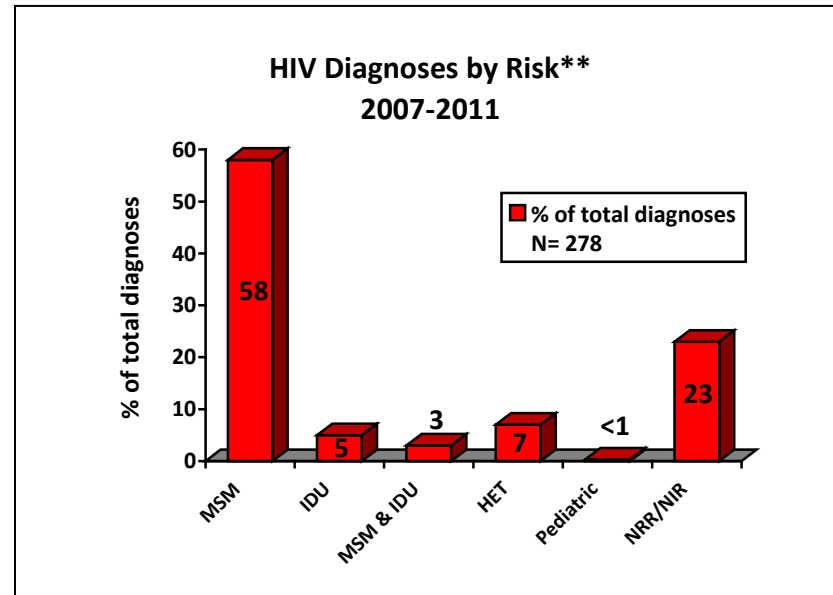
Primary, Secondary, and Early Latent Syphilis

Year	2011		2010		2009		2008		2007	
Sex	Cases	%	Cases	%	Cases	%	Cases	%	Cases	%
Male	19		38	100	13	93	19	95	14	100
Female	1		0	0	1	7	1	5	0	0
Unknown	0		0	0	0	0	0	0	0	0
Race	Cases	%	Cases	%	Cases	%	Cases	%	Cases	%
White	15		31	82	14	100	20	100	14	100
Black	0		1	3	0	0	0	0	0	0
Asian/Pacific Isl.	0		0	0	0	0	0	0	0	0
Am. Ind/Alask. Nat.	0		0	0	0	0	0	0	0	0
Other/Unknown	5		6	16	0	0	0	0	0	0
Ethnicity	Cases	%	Cases	%	Cases	%	Cases	%	Cases	%
Hispanic	0		0	0	0	0	0	0	1	7
Not Hispanic	15		32	84	14	100	20	100	13	93
Other/Unknown	5		6	16	0	0	0	0	0	0
Age at Diagnosis	Cases	%	Cases	%	Cases	%	Cases	%	Cases	%
<15	0		0	0	0	0	0	0	0	0
15-19	1		2	5	0	0	0	0	0	0
20-24	3		7	18	5	36	1	5	4	29
25-29	6		9	24	1	7	1	5	4	29
30-39	4		7	18	3	21	6	30	2	14
40-54	5		10	26	3	21	8	40	3	21
>54	1		3	8	2	14	4	20	1	7
Age Unknown	0		0	0	0	0	0	0	0	0
District*	Cases	%	Cases	%	Cases	%	Cases	%	Cases	%
1-York	6		9	24	1	7	2	10	2	14
2-Cumberland	6		22	58	7	50	9	45	8	57
3-Western Maine	2		0	0	2	14	0	0	3	21
4-Mid Coast	2		2	5	0	0	3	15	1	7
5-Central Maine	1		2	5	4	29	4	20	0	0
6-Penquis	1		1	3	0	0	1	5	0	0
7-Downeast	2		0	0	0	0	1	5	0	0
8-Aroostook	0		2	5	0	0	0	0	0	0
Unknown	0		0	0	0	0	0	0	0	0
	Cases	%	Cases	%	Cases	%	Cases	%	Cases	%
Total	20		38	100	14	100	20	100	14	100



Maine HIV/STD Surveillance Program Summary Report
2007-2011
HIV

Year	2011		2010		2009		2008		2007	
Sex	Cases	%	Cases	%	Cases	%	Cases	%	Cases	%
Male	43		49	83	42	75	39	85	56	89
Female	11		10	17	14	25	7	15	7	11
Unknown	0		0	0	0	0	0	0	0	0
Race	Cases	%	Cases	%	Cases	%	Cases	%	Cases	%
White	35		41	69	42	75	43	93	56	89
Black	16		17	29	12	21	3	7	6	10
Asian/Pacific Isl.	0		1	2	1	2	0	0	0	0
Am. Ind/Alask. Nat.	0		0	0	1	2	0	0	0	0
Other/Unknown	3		0	0	0	0	0	0	1	1
Ethnicity	Cases	%	Cases	%	Cases	%	Cases	%	Cases	%
Hispanic	1		0	0	2	4	1	2	3	5
Not Hispanic	50		58	58	54	96	45	98	60	95
Other/Unknown	3		1	1	0	0	0	0	0	0
Age at Diagnosis	Cases	%	Cases	%	Cases	%	Cases	%	Cases	%
<15	0		0	0	1	2	0	0	0	0
15-19	0		1	2	2	4	1	2	0	0
20-24	2		6	10	7	12	5	11	10	16
25-29	5		3	5	7	12	2	4	6	10
30-39	15		21	36	14	25	11	24	12	19
40-54	27		23	39	15	27	16	35	30	47
>54	5		5	8	10	18	11	24	5	8
Age Unknown	0		0	0	0	0	0	0	0	0
District*	Cases	%	Cases	%	Cases	%	Cases	%	Cases	%
1-York	9		10	17	11	19	11	24	16	25
2-Cumberland	26		24	41	25	45	16	35	19	30
3-Western Maine	4		9	15	6	11	11	24	5	8
4-Mid Coast	2		10	17	2	3	1	2	3	5
5-Central Maine	5		5	8	10	18	5	11	11	17
6-Penquis	3		1	2	1	2	1	2	4	6
7-Downeast	1		0	0	0	0	1	2	3	5
8-Aroostook	4		0	0	1	2	0	0	2	3
Unknown	0		0	0	0	0	0	0	0	0
	Cases	%	Cases	%	Cases	%	Cases	%	Cases	%
Total	54		59	100	56	100	46	100	63	100



Maine HIV/STD Surveillance Program Summary Report
2007-2011
AIDS

Year	2011		2010		2009		2008		2007	
Sex	Cases	%	Cases	%	Cases	%	Cases	%	Cases	%
Male	18		25	96	27	87	28	78	37	84
Female	6		1	4	4	13	8	22	7	16
Unknown	0		0	0	0	0	0	0	0	0
Race	Cases	%	Cases	%	Cases	%	Cases	%	Cases	%
White	17		19	73	28	90	32	89	35	80
Black	7		6	23	3	10	4	11	7	16
Asian/Pacific Isl.	0		0	0	0	0	0	0	1	2
Am. Ind/Alask. Nat.	0		0	0	0	0	0	0	1	2
Other/Unknown	0		1	4	0	0	0	0	0	0
Ethnicity	Cases	%	Cases	%	Cases	%	Cases	%	Cases	%
Hispanic	0		0	0	2	6	1	3	2	5
Not Hispanic	24		24	92	29	94	35	97	41	93
Other/Unknown	0		2	8	0	0	0	0	1	2
Age at Diagnosis	Cases	%	Cases	%	Cases	%	Cases	%	Cases	%
<15	0		0	0	0	0	0	0	0	0
15-19	0		0	0	0	0	0	0	0	0
20-24	0		1	4	2	6	1	3	1	2
25-29	2		0	0	0	0	2	6	5	11
30-39	9		4	15	9	29	9	25	11	25
40-54	7		14	54	12	39	18	50	23	52
>54	6		7	27	8	26	6	16	4	9
Age Unknown	0		0	0	0	0	0	0	0	0
District*	Cases	%	Cases	%	Cases	%	Cases	%	Cases	%
1-York	6		4	15	7	23	9	25	5	11
2-Cumberland	8		8	31	12	39	13	36	16	36
3-Western Maine	3		3	12	2	6	5	14	3	7
4-Mid Coast	0		4	15	2	6	3	8	5	11
5-Central Maine	3		4	15	6	19	1	3	6	14
6-Penquis	3		1	4	1	3	2	6	3	7
7-Downeast	0		0	0	0	0	3	8	5	11
8-Aroostook	1		0	0	1	3	0	0	1	2
Unknown	0		2	8	0	0	0	0	0	0
Total	Cases	%	Cases	%	Cases	%	Cases	%	Cases	%
	24		26	100	31	100	36	100	44	100

