

## Case Information:

**1,852**

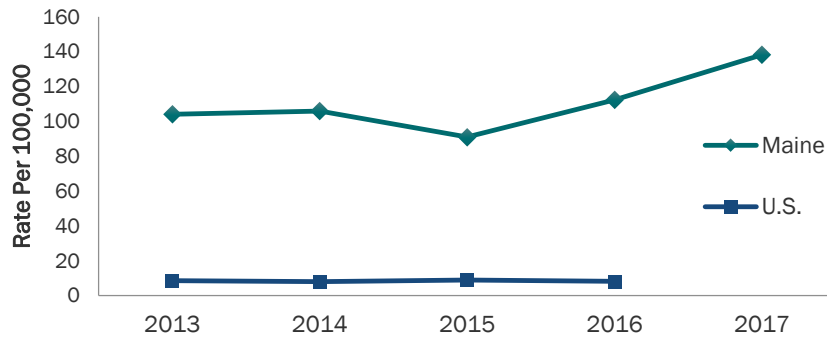
Patients diagnosed with Lyme disease

**138.3**

Cases per 100,000 people

**23%**

Increase from 2016



## Demographics:

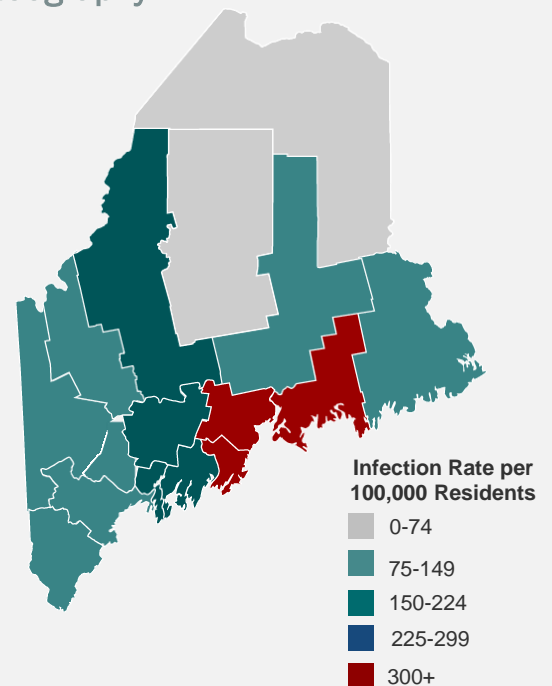


60% of patients were male

53 years old on average  
Age range of 1 -99 years

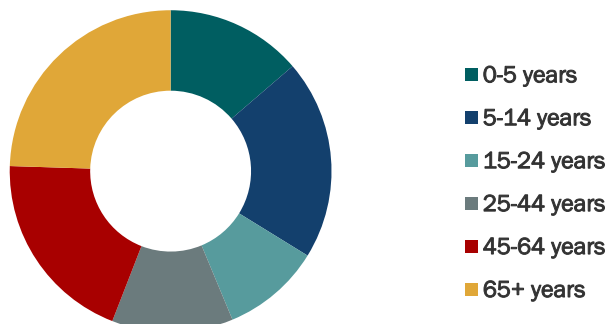
80% White

## Geography:



## Characteristics:

Infection Rate by Age Group



- Most infections occur during the summer months, peaking in July
- 37 People with Lyme were co-infected with anaplasmosis
- 3% of patients were hospitalized
- 12 People with Lyme were co-infected with babesiosis

## Symptoms Reported:



- EM (Bullseye Rash) – 48%
- Arthritis – 29%
- Neurologic – 11%
- Cardiac – 0.5%

## Prevention:

- Wear long-sleeved, light-colored clothing
- Avoid wooded and brushy areas with high grass and leaf litter
- Check your clothing and gear for ticks and do a full-body tick check when coming back indoors

## For more information visit:

- [www.maine.gov/lyme](http://www.maine.gov/lyme)
- [www.cdc.gov/lyme](http://www.cdc.gov/lyme)