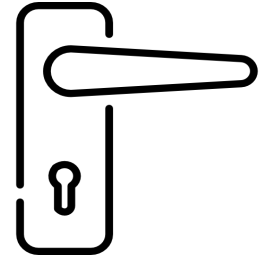
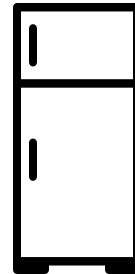



Cleaning to Kill Hepatitis A

Hepatitis A is very contagious. Special cleaning and disinfecting is important to prevent hepatitis A from spreading.

Disinfect surfaces that people touch a lot:

- Bathroom surfaces
- Kitchen surfaces
- Other high-touch surfaces such as handrails, doorknobs, and light switches.




How to Clean Vomit, Diarrhea and Blood

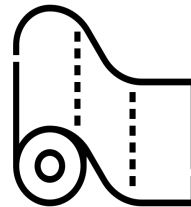
1. Protect Yourself



Wear disposable plastic or rubber gloves



Wear a disposable mask and an apron if available



Use paper towels



Wash hands with soap and warm water after cleaning

2. Remove Vomit or Diarrhea Right Away



Use an absorbent material like kitty litter or baking soda on upholstery or carpets. Dispose of contaminated materials in a plastic bag. Do not vacuum.

3. Clean and Disinfect



First clean all soiled surfaces with soapy water. **Then** disinfect surfaces with a bleach solution. See next page for how to use bleach to disinfect surfaces.

Cleaning to Kill Hepatitis A

How to Use Bleach to Disinfect for Hepatitis A



Most cleaning products do not kill Hepatitis A virus.



Bleach kills hepatitis A. Always mix bleach with water.

1. Protect yourself from bleach by wearing gloves and a mask.
2. Open windows or use a fan to get air flow.
3. Before using bleach, clean surfaces using soapy water.
4. To make bleach mix:
 - If using 8.25% bleach, mix 1 cup of bleach with 1 gallon of water.
 - If using 5.25% bleach, mix 1.5 cups of bleach with 1 gallon of water.
5. Apply the bleach mix and let it sit for approximately 1-2 minutes.
6. Rinse well with water and dry with a paper towel or let air dry.
7. Do not save the bleach and water mixture. It stops working after 24 hours.

Note: Hand sanitizer does NOT kill the hepatitis A virus.

For More Information:



www.cdc.gov/hepatitis/hav/index

www.maine.gov/dhhs/hepatitis

Call Maine CDC at 1-800-821-5821