

2021

State of Maine

Courtesy Boat Inspector Handbook





CBI Cam Dufour at Pleasant Pond on Memorial Day Weekend

Sources of help and information

Maine Department of Environmental Protection Invasive Aquatic Species Program –DEP staff: John McPhedran, Karen Hahnel, and Denise Blanchette - Bureau of Land and Water Quality, Maine Department of Environmental Protection, 17 State House Station, Augusta ME 04333. 207-287-7688, milfoil@maine.gov

Web sites with information about invasive aquatic species:

- Maine DEP: www.maine.gov/dep/water/invasives
- Lakes Environmental Association (LEA): www.mainerlakes.org.
- Maine Department of Inland Fisheries and Wildlife: www.maine.gov/ifw/fishing-boating/index.html
- Lake Stewards of Maine: www.lakestewardsofmaine.org

Courtesy boat inspector workshops and supplies: Ziploc ID bags, T-shirts, stickers.

- Lakes Environmental Association (LEA), Mary Jewett, 207-647-8580, mary@mainelakes.org, www.mainerlakes.org.

Workshops for:

- Invasive Plant Patrol; Hand Removal of Invasive Aquatic Plants
- Conducting Lake Plant Surveys
- CBI Training

Contact Roberta Hill, 207-783-7733, Lake Stewards of Maine, stewards@lakestewardsmaine.org

Maine Public Safety Dispatch numbers – Use for an emergency or an immediate complaint:

- Augusta : 1-800-452-4664
- Bangor : 1-800-432-7381
- Gray: 1-800-228-0857
- Houlton: 1-800-924-2261

List of fishing tournaments: <https://www.maine.gov/ifw/fishing-boating/fishing/bass-tournaments.html>.

Maine Warden Service: <https://www.maine.gov/ifw/warden-service/>

Table of Contents

| | |
|---|----|
| Courtesy Boat Inspection Program | 1 |
| Maine's 'Milfoil Law' | 1 |
| Clean, Drain, Dry Message | 1 |
| The Ideal Inspection | 3 |
| Approaching the Boater | 3 |
| Transport of Fish | 3 |
| The Inspection Form | 4 |
| Dealing with Suspicious Plant Fragments | 7 |
| Personal Safety | 8 |
| Conduct at the Launch Site | 8 |
| Difficult Boaters | 8 |
| Tricky Questions | 9 |
| Implementing the CBI Program on Your Lake | 10 |
| Reporting Procedure | 11 |
| What has Worked Well? | 11 |
| Mystery Boater | 11 |
| Please watch out for these other invaders: | 12 |
| Spiny Water Flea | |
| Chinese Mystery Snail | |
| Zebra mussels | |
| Asian Clam | |
| Quagga mussels | |
| Didymo or "Rock Snot" | |
| Viral hemorrhagic septicemia | |
| Northern pike | |
| CBI Statistics | 16 |
| DEP's Prevention and Control Efforts | 17 |
| DIFW's Invasive Species Program | 19 |
| Map of known locations of infestations in Maine public waters | 20 |
| Invasive Aquatic Plants Handout | 21 |
| In a Nutshell: How to be a Great CBI | 26 |

Courtesy Boat Inspection Program

Invasive aquatic plants such as variable leaf and Eurasian water milfoil, hydrilla, and water chestnut are a serious threat to Maine's waters. These plants are so vigorous and propagate so fast that they can crowd out native plants, affect fish populations, and make swimming and boating difficult, if not impossible. When that happens, costly control measures are needed.

Many new infestations occur in shallow waters near boat access points, suggesting that invasive plants move from lake to lake on the boats and equipment of unsuspecting boaters. If people are the cause, they can also be the cure.

Up to now Maine's invasive aquatic species prevention focus has been on invasive plants and fish. Many of our neighboring states are dealing with invasive small-bodied animals such as spiny water flea, Asian clam, and zebra mussels. Maine's spread prevention program must expand to include the risk posed by these new threats.

The state has developed a program to reduce the risk of spreading invasive aquatic species (IAS) including plants, fish and small-bodied animals. It's the Courtesy Boat Inspection (CBI) Program, and it's our lakes' first line of defense. Inspectors educate boaters about IAS spread prevention and assist boaters with inspecting boats, trailers and gear and removing anything found.

The Maine Department of Environmental Protection (DEP) oversees and distributes grants to local CBI programs protecting their lakes from IAS. While DEP provides training, protocol, and funding, none of this prevention work can be done without the hard work of local residents.

Maine's 'Milfoil law'

The first bill involving invasive aquatic plants passed in 2000. Several related bills have passed since, including the sticker funding mechanism in 2001.

Funding for education, prevention, eradication and enforcement comes from the sale of stickers required for motorized boats used on inland waters. Failure to display the appropriate sticker (see Page 5) can result in a fine. MRSA Title 12, Sections 13056 and 13058.

Serious Consequences

It is illegal to transport ANY aquatic plant, native or non-native, on the outside of a vehicle, boat, trailer or equipment. Violations may result in fines up to \$500, and \$2,500 for subsequent violations (MRSA Title 38, Section 419-C).

Launching a boat carrying invasive aquatic plants, as defined in MRSA 38 Section 410-N, carries a more serious fine of between \$500 and \$5,000 (MRSA Title 12, Section 13068-A).

Courtesy Boat Inspectors do the following:

- Discuss with boaters how invasive aquatic species (IAS) spread and promote Clean, Drain, Dry message (below)
- Show boaters how to inspect boats and equipment for plant fragments and zebra/quagga mussels
- Ask boaters to drain bilge and live wells to reduce the spread of small-bodied animals like mussels and spiny water flea
- Ask boaters to dry boats and equipment between lakes if possible
- Urge boaters to inspect before and after every launch
- Explain to boater Maine law on transporting IAS
- Distribute the map of known invasive aquatic plant infestations in Maine

The Message: Clean, Drain, Dry

To prevent the spread of all organisms in Maine lakes, boaters should be aware of the problem and be instructed to remove all plants, animals and mud before boats are launched and after pulling out of a water body. To achieve this more comprehensive approach to spread prevention, inspectors are urged to practice and promote the Clean, Drain, Dry approach to IAS spread prevention.

Important note: inspections are still voluntary. Aside from laws regarding transporting plants and fish (summarized above), the Clean, Drain, Dry approach is not required but is recommended for improved invasive aquatic species spread prevention. Some northeast U.S. states require that boats be drained of all water before launching in another waterbody. While this is not state law in Maine yet, the threat of invasive fauna is real since some of these invasive animals are in neighboring states and Canada.

Clean: Encourage boater to inspect boat with you, demonstrating where to look for hitchhiking plants and other organisms. A visual inspection will reveal plant fragments and other debris anywhere on the outside of the boat, but especially on and behind propellers, license plate holders, rollers or 'bunks' that the boats ride on, the trailer frame, and any gear on the outside of the boat.

Ask permission to check gear inside the boat – such as anchors and lines, chains, fishing tackle, the floor of the boat, and live wells.

Drain: Explain the importance of draining water from the boat and motor after removal from a waterbody to prevent the spread of small animals such as the invasive zebra and quagga mussels, Asian clam and water flea.

Ask the boater to drain the bilge, engine motor, live wells, and bait containers before leaving the ramp.

Wakeboard boats have ballast tanks which should also be drained before leaving the ramp.

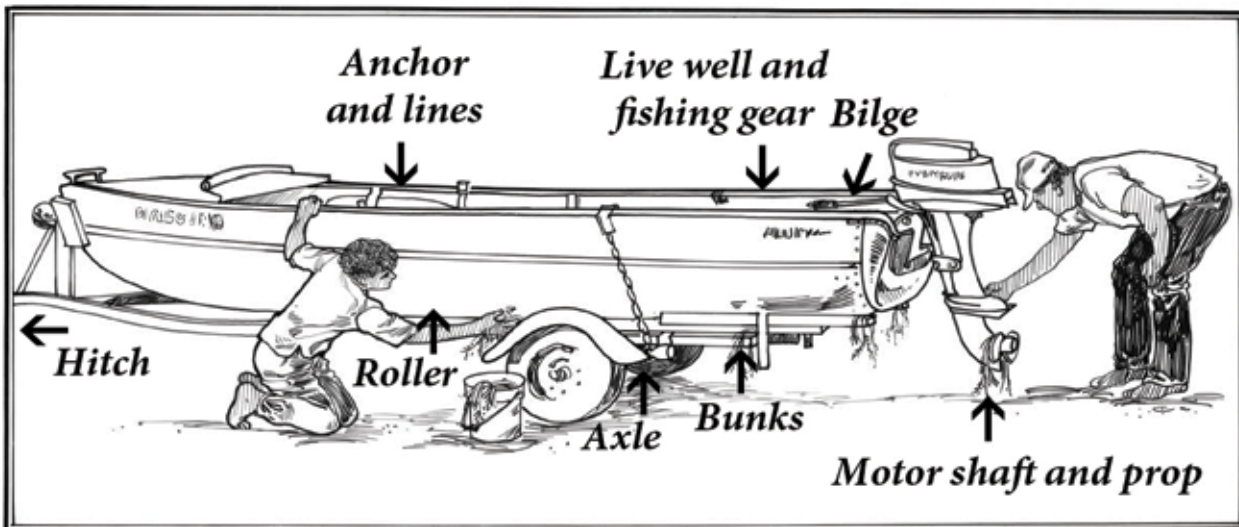
Check jet boats and personal watercraft (PWCs) intake grates. Ask them to run the engine 5-10 seconds to blow out excess water and vegetation from internal drive before leaving the water.

Dry: Encourage boater to dry the boat and equipment between use at different lakes. This is especially important if it came from a known zebra mussel or spiny

waterflea infested water. Drying can be done manually with a towel or by allowing the boat and equipment to dry thoroughly between uses.

Additional Clean, Drain, Dry considerations:

- The inspector should always check trailered boats arriving to launch to be sure their bilge and live wells are drained (and ideally dry) before launching.
- If the last lake visited is from out of state, the inspector should ask if they drained and dried their boat before coming to Maine. If the answer is no, the inspector should respectfully ask the boater to drive away from the ramp and drain their boat before entering. Remember: the inspector cannot require the boater to do so. If a boat from outside Maine has visible mud or organisms on it, the inspector should respectfully ask them to visit a car wash or use a pressure washer to clean the boat and trailer. Many of these organisms can be removed using high pressure spray and most can be killed with very hot water (140° Fahrenheit). While it's often not possible, allowing a boat to dry completely between uses (for at least 5 days) will also ensure that organisms are dead.
- Upon leaving the lake, and after visually inspecting for plant fragments, the boater should be asked to park away from the ramp and drain all water from the bilge, motor, live well, etc. before continuing their trip.



Watercraft checkpoints: Look for hitchhiking plants anywhere on the boat and trailer where they could be caught by rough edges.

Follow these steps and ask boaters to do the same on their own:

- ✓ Clean off any mud, plants (even small fragments), and animals from boats, trailers and equipment.
- ✓ Drain boat, live well, engine and equipment away from water.
- ✓ Dry anything that comes into contact with water.
- ✓ Never leave waters with live fish, or release plants or animals into a body of water unless they came out of that body of water.

The Ideal Inspection

A courtesy boat inspector can — and should — do much more than help boaters inspect their boats, trailers and equipment. Each inspection also is an opportunity to create a change in boater behavior, so that he or she automatically conducts an inspection without relying on an inspector. It's also a chance to educate the boater about why inspections are so important. "CBIs need to engage boaters in discussion – have a dialogue – rather than to quietly inspect their boat without explaining the importance of the boater inspecting on their own," says John McPhedran of DEP's Invasive Aquatic Species Program.

See the box below for questions that can help "break the ice" and establish a dialogue with boaters. Begin with conversational questions which will provide information about them as a boater, for example:

- So where are you from?
- Did you boat there?
- Are you visiting?
- Where else have you visited in Maine?
- Are you heading out fishing or just for a cruise?
- Did you know that plants that get caught on lines and anchors could be invasive and spread around the lake or to other lakes?

In addition to being familiar with the milfoil law, know how much money the milfoil sticker generates (about \$1 million annually; 80 percent for DEP and 20 percent for the Department of Inland Fisheries and Wildlife). And be ready to talk about nearby or newly infested waterbodies. Attempt to engage the boater and ask follow-up questions. You might be the first — perhaps the only — person to talk to a boater about protecting Maine's waters. Don't miss this chance to make a friend for your lake.

Approaching the boater

Smile and be friendly as you approach the boater in the staging area, before he or she is on the boat ramp. Avoid delaying boaters or causing a backup. Wear a shirt or hat that identifies you as an inspector. To instill a "self-inspection" ethic among boaters, invite boaters to get out of their vehicles and conduct the boat and trailer inspection WITH you. If a boater is reluctant to take the time, simply offer the known infestations brochure, and record whatever information you can.

Make a note to approach this same boater again as he or she is leaving the launch to conduct a complete

survey and inspection at that time. Ideally, you will inspect each boat and trailer TWICE — entering and leaving the water.

Sample Script: "Good Morning / Afternoon. I am (a volunteer) from _____. We are trying to prevent the spread of invasive plants such as milfoil and hydrilla in Maine lakes. The plants are spread from lake to lake when they become lodged on boats, gear and trailers. May I have just a few minutes of your time to give you some general information and to show you how to inspect for fragments? If you would walk around your boat with me, I can show you some areas to check for hitchhiking plants."

Transport of Fish

Legal baitfish and smelt may be transported alive. Excluding fish on the unrestricted species list (largely tropical fish), a person must have a valid stocking permit to keep and transport freshwater fish alive. Freshwater fish caught by anglers must be released alive or harvested and killed; however, those operating a permitted bass fishing tournament can temporarily keep fish alive while on the lake for which the permit was issued. For more information about invasive animals see pages 12-15.

Trouble by the Bucketful!

Please help us fight this serious problem by telling boaters:

- It is illegal to transport live with without a permit.
- It is illegal to dump unused baitfish into any waterway.
- There is a \$10,000 fine for a conviction of illegal stocking.
- Always keep you ears and eyes open for those who are committing these senseless acts.

Black Crappie



There is a \$2,000 reward
for information leading to
a conviction

Northern Pike



To report information about an illegal introduction please call:
1-800-ALERT-US (253-7887) - In-State

(207) 287-6057 - Out-of-State

of trailers present upon shift arrival _____

2021 Maine Courtesy Boat Inspection Form

Check here if you encouraged self-inspection

Lake Name

Ramp Name

Town

V/P

Date _____ Shift Time: From _____

To

Inspector Name

Host Agency

Use Military Time

*Is the Plant Suspicious?

| | | If Motorized | Current Year's Sticker Present? | Previous Waterbody Visited For all inspections | | | Time of Inspection? Trailer, Boat, Motor | Any Plants Found? | Was the Plant Identified as Invasive? | Who Identified? ***see bottom of page |
|-------------|---|---------------------|--|---|------|------------------|---|--------------------------|--|--|
| State Abbr. | *Entire BOW #: alphanumeric boat registration # | | Circle Y/N/NM (non-motorized) | Lake Name | Town | State | Military TIME | (Circle Y/N) | | |
| | | | | 1 | | Yes No NM | | | | Entering Leaving |
| 2 | | Yes No NM | | | | Entering Leaving | Yes No Yes No | Yes No Yes No | | |
| 3 | | Yes No NM | | | | Entering Leaving | Yes No Yes No | Yes No Yes No | | |
| 4 | | Yes No NM | | | | Entering Leaving | Yes No Yes No | Yes No Yes No | | |
| 5 | | Yes No NM | | | | Entering Leaving | Yes No Yes No | Yes No Yes No | | |
| 6 | | Yes No NM | | | | Entering Leaving | Yes No Yes No | Yes No Yes No | | |
| 7 | | Yes No NM | | | | Entering Leaving | Yes No Yes No | Yes No Yes No | | |
| 8 | | Yes No NM | | | | Entering Leaving | Yes No Yes No | Yes No Yes No | | |
| 9 | | Yes No NM | | | | Entering Leaving | Yes No Yes No | Yes No Yes No | | |
| 10 | | Yes No NM | | | | Entering Leaving | Yes No Yes No | Yes No Yes No | | |

DO NOT CHANGE THIS FORM!

V/P: V=Volunteer inspector; P=Paid inspector ***IMPORTANT—Record the entire boat's *bow* registration number.**

**** Invasive plant identification must be done by Lake Stewards of Maine or DEP so send all suspicious plants for identification.**

Data Collection

The inspection data must be submitted electronically to DEP every two weeks, preferably using the CBI app. The most efficient way to enter the inspection data is by using the CBI app at the time of the inspection though some may choose to record the data on the paper form to be entered electronically at a later time.



If you are recording inspections on the paper form first remember:

- Fill in the top two lines of the form completely. Failure to do so may render the entire form useless.
- Coordinators may want to fill in generic parts on these lines before photocopying a blank form.
- Be consistent when filling in the Launch Name/Location. This is important for data retrieval.
- Many of the columns can be filled in before you approach the boater.

Description of inspection form questions

If Motorized: This box is for recording the boat's state abbreviation and the entire alphanumeric bow registration number (see diagram below), not the annual registration sticker number. Record what you see, not the boater's state of origin. There are several states where the state abbreviation on the bow of the boat is different from the state's postal abbreviation.



For example Massachusetts boats use MS for the state abbreviation on the bow. Motorized boats include any boat with any type of motor including canoes with electric motors and personal watercraft.

| State Name | Boat Code | Postal Code |
|---------------|-----------|-------------|
| Massachusetts | MS | MA |
| Hawaii | HA | HI |
| California | CF | CA |
| Colorado | CL | CO |
| Delaware | DL | DE |
| Kansas | KA | KS |
| Michigan | MC | MI |
| Mississippi | MI | MS |
| Nebraska | NB | NE |
| Washington | WN | WA |
| Wisconsin | WS | WI |

Sticker Present?: Circle “yes” if the boat displays the current year's sticker (see below). The sticker color changes each year. This is also where you indicate if the boat is non-motorized by circling “NM”. You are encouraged to inspect non-motorized watercraft. If “yes” or “no” is circled then it is understood that the boat is motorized. It is important that one of these three options is circled.



The sticker reads “Stop Aquatic Hitchhikers -Preserve Maine Waters” and is physically attached to the Maine watercraft annual registration sticker. Owners of Maine-registered watercraft automatically pay the combined cost of the sticker (\$15) and the annual registration when the boat is registered for use on inland waters.

Owners of motorized boats with out-of-state registration are required to purchase and affix a separate non-resident sticker (right) annually. The cost is \$35.

What does this mean for you, the CBI? For Maine-registered boats, look for the rectangular “Stop Aquatic Hitchhikers – Preserve Maine Waters” sticker attached to the boat's annual registration sticker (above). For non

Did you know? State abbreviations for boats were established by the coast guard in 1958. The post office didn't designate state codes until 1963. This is why the boat registration bow number may not match the State's postal or trailer abbreviation. Inspectors should always record the state code seen on the boat.

Maine-registered boats, look for a white, square sticker (right) with colored text matching the wording and color of the Maine sticker. This should be located beside the out-of-state bow registration number.



What if a Maine registered boat has the current annual registration but lacks the attached “Stop Aquatic Hitchhikers” sticker? Owners of Maine-registered watercraft used only in tidal waters may declare such use to their town clerk. The \$15 fee will be deducted from the annual watercraft registration fee and the “Stop Aquatic Hitchhikers” sticker will be removed from the watercraft registration, since boats used exclusively in tidal waters do not require a sticker. But if tidal boaters later decide to boat on inland waters their municipal office can issue (for \$15) a new Maine watercraft registration that includes the milfoil sticker.

What if the boat does not have the current year’s registration and sticker? You do not have the authority to stop boaters from launching. However, you may inform them they risk a fine if a warden stops them. This is a good opportunity to explain where the money from the sale of the sticker goes.

A key point to remember is that all the funds go to dedicated accounts at DEP and DIFW for preventing and managing invasive aquatic species. Eighty percent of the sticker funds go to DEP and twenty percent to DIFW.

Previous Waterbody Visited: It’s very helpful to know if a boat came from an infested or out-of-state lake so extra precautions can be taken. Ask which body of water the boat was previously on. You also need to record the state where the lake is located, using the postal code. There are 11 states where the postal code does not match the boat registration code. See the table on page 5 for a list of those oddballs. Note: If you find a suspicious plant be sure to record the previous waterbody, town and state’s postal abbreviation.

Boat Inspected at What Time?: We need to know whether the boater is potentially introducing plants into the lake or bringing them out. Record the time the boat entered or left the lake in the appropriate line.

Please use military time and use the same survey line for each individual boat if you see it twice (entering and leaving the lake). See the table below for converting to military time.

| Converting to Military Time | | | |
|-----------------------------|---------------|--------------|---------------|
| Regular time | Military time | Regular time | Military time |
| Midnight | 0 | Noon | 1200 |
| 1 a.m. | 100 | 1 p.m. | 1300 |
| 2 a.m. | 200 | 2 p.m. | 1400 |
| 3 a.m. | 300 | 3 p.m. | 1500 |
| 4 a.m. | 400 | 4 p.m. | 1600 |
| 5 a.m. | 500 | 5 p.m. | 1700 |
| 6 a.m. | 600 | 6 p.m. | 1800 |
| 7 a.m. | 700 | 7 p.m. | 1900 |
| 8 a.m. | 800 | 8 p.m. | 2000 |
| 9 a.m. | 900 | 9 p.m. | 2100 |
| 10 a.m. | 1000 | 10 p.m. | 2200 |
| 11 a.m. | 1100 | 11 p.m. | 2300 |

Any Plants Found?: If any aquatic plant is found, record a “yes.” If you suspect the plant is invasive, or aren’t sure, take a picture and bag it. Turn in to the local program coordinator, who will either confirm it is not invasive or send a picture to the Lake Stewards of Maine for identification. In order for plant to be deemed invasive it must be identified by either LSM or DEP. Note: Remember to record the entire boat bow identification number in the “If Motorized” field.

Was the Plant Identified as Invasive? Don’t make your selection in this column until a positive ID is made. Note: Only plants identified by LSM as invasive will be recorded in the state database.

Please see directions on page 7 for more information about procedures for dealing with suspicious plants.

Who Identified the Plant?: Use this column to record the person and/or agency that identified the plant.

Where can boaters buy a milfoil sticker in your town?

Contact the Department of Inland Fisheries and Wildlife: 207-287-8000

Purchase online by scanning the QR code (right) or by visiting:

https://www1.maine.gov/cgi-bin/WebShop/public/product?store_id=3&product_id=381



Dealing with suspicious plant fragments

Use the color pictures of plants found on Pages 21-25 to help determine if a plant fragment is suspicious. Suspicious means: Is there any possible chance the plant is an invasive? If yes, a picture of the plant must be sent to LSM for identification, following their protocol, outlined below:

- At the ramp, bag and label the sample, keeping the sample cool in case it later needs to be mailed for identification.
- It is critical that you include the inspection information, as seen in the sample below.
- Photo submission requires using LSM's online form. To send a digital picture you must read and follow the instructions found on the homepage of www.lakestewardsofmaine.org
- Photos must be "readable". See example on right, and visit the LSM page to learn more about taking clear and helpful photos.
- DO NOT MAIL plant sample unless contacted by LSM. If they need the physical sample they will give instructions for how to send it.



- Float the plant in water
- Photo should be taken with a white background
- Make sure photo is clear - not blurry
- Photo should show details (leaves, stem, buds, etc)

Invasive Aquatic Plant Sample

ID # - Full boat registration including state abbreviation: MS 7521 AR

Last Waterbody Visited (include state): Sebago Lake, ME

Date collected: 8/6/20 Entering ☒ Leaving ☐ (circle one)

Collector's name: Mary Jewett

Organization: LEA

Contact's phone: 647-8580

Contact's email: mary@mainelakes.org

Launch site name: State Park

Waterbody: Sebago Lake

Town: Casco

Make sure you fill out the sample bag completely. You will use this information to submit online.



Scan this code with your phone to go directly to the Suspicious Plant reporting page.



Personal Safety

Nothing is of greater importance or concern than your personal safety. Please observe the following guidelines when you are at a launch site:

- If you have a cell phone, take it with you to the boat launching site.
- Always back away from a potentially dangerous or violent situation. Volunteers are not enforcers of rules and should never jeopardize their own safety.
- If you are ever suspicious of someone (such as a loiterer or someone who is not boating), do not hesitate to leave the launch site. If you feel that a boat launch site is unsafe in any way, notify your coordinator or the host agency sponsoring inspections on your lake. If it's that dangerous to be there, report the condition to the local, county or state police and cease operations.
- Do not allow a confrontation to develop, no matter how strong you feel about the threat of invasive plants.



Courtesy Boat Inspectors at Roxbury Pond

Conduct at the launch site

Follow these few simple guidelines and both you and boaters will be comfortable.

- Always ask if boaters would mind answering a few questions and ask permission to inspect their boats with them.
- Always introduce yourself and say which organization you are working for and why you are at the launch site. Do not just approach a boater and begin asking questions immediately, as they might be confused about who you are and why they should give you their time.

- Wear a CBI T-shirt or other organization shirt if available. It helps promote your message and reassures boaters that they're being approached by someone involved in a legitimate project.
- Maintain a positive attitude and wish all boaters a good day, no matter how irritable they may seem.
- In an effort to be more attentive to boaters, stay on your feet until the boat launches or is loaded on a trailer and driven away. If you sit down too quickly the boater may think you are not interested in conversation or a thorough inspection.

Difficult Boaters

What if you meet with resistance and a boater refuses an inspection, or insists on launching even if they know there are plants on the boat or trailer, or doesn't have the current year's sticker? While most boaters are appreciative of your efforts to protect the lake, some simply do not want to be bothered or aren't convinced that invasive plants are a problem and therefore refuse to participate in an inspection. Remember these are courtesy boat inspections - always respect the boater's wishes. However you could:

- Politely explain the reason invasive plants and animals are a concern: "Invasive plants grow in dense mats that shade out native plants, block fish movement, entangle boat motor propellers, and interfere with swimming and other types of water recreation. Invasive plants grow rapidly and out-compete native vegetation needed by fish and wildlife".
- If the boat has a lot of plants, suggest the boater pull over and remove before launching. Caution the boater that Maine law prohibits the transportation of ANY plant on the outside of a boat, trailer, or equipment and prohibits launching a boat with invasive plants (see page 1 for more details about the law).
- Caution that all motorized boats using inland waters are required by law to affix the Lake and River Protection Sticker (see page 5 for more information) and risk a fine if the warden stops them.
- If the boater insists on launching or leaving with plants attached, note the vehicle license plate and boat bow registration numbers and communicate them to your coordinator or a Maine game warden (numbers are found on the front, inside cover).
- Most importantly, don't jeopardize your safety!

Tricky questions

Courtesy Boat Inspections have been around for a while, so most people are aware of the program, but here are some ideas in case someone asks:

“Why are you out here wasting resources when the plant is going to come anyway?” You might say, “Even if we cannot keep the plants out completely, we can prevent a lot of widespread damage. Prevention gives us time to adopt new control methods as they are developed. Also, the longer we keep invasives out of a lake the longer we put off the enormous costs of management and property devaluation.”

“Aren’t all plants bad anyway?” It is important to clear up this misconception! Native plants are essential elements of an aquatic ecosystem, providing the basis for all life in the lake. The problem with invasive (non-native) plants is that they out-compete native plants, since they have no natural competition or predators.

“I don’t think a sticker fee is fair because we boaters spend enough money as it is.” Maine lacks adequate funding to protect its waters. Most states do not offer free public boat launching sites and it would be a shame if Maine had to charge boaters to launch their boats.

Many states charge a lot more than Maine does, either in registration fees, charges to launch boats or additions to the gas tax. In Vermont, 25 percent of boat registration fees go toward fighting invasive plants that have become established there.

In other New England states, boaters face higher fees and contend with more invasive species than Maine currently has. These invasive species impair boating and swimming.

“I don’t have time for this . . . I know all about it already!” This is a fairly common remark. If the boater does not wish to help you with the survey, you must respect their rights and let them be. Just offer them a brochure and wish them a nice day.

“Who is really getting the money from the stickers anyway?” Except for the \$1 per sticker agent fee for each non-resident boat and costs associated with distribution, printing and administration at Inland Fisheries and Wildlife, all of the money is channeled directly into the dedicated invasive aquatic species accounts at DEP and DIFW.

The state uses some of the money to offer grants to municipalities and non-profit organizations that sponsor volunteer efforts and local programs such as courtesy boat inspections.



Variable Leaf Milfoil flowering in the Songo River in Naples, Maine

Implementing the CBI Program on your lake

Beyond the immediate goal of protecting your lake, the benefits of running a CBI program are many: great PR for your association resulting in new members, greater donations, and even the emergence of new leaders within your group.

Requirements: Each organization receiving a grant from the DEP for CBI staffing must send a minimum of one representative to a CBI training session. That person, ideally the organization's CBI supervisor, will be responsible for training all inspectors who are hired or who volunteer for the organization. The main training session is held after the annual Milfoil Summit in April. Contact LEA to arrange training if you can't make the Summit. Contact information is on the back of the

front cover, under "Sources of help and information."

In addition to CBI training and a CBI supervisor, you will need volunteers, a staffing schedule and a volunteer coordinator for each launch site if possible. Use the media and your organization's newsletter to publicize the need for volunteers, but realize you will probably not get enough people unless you make direct person-to-person requests.

Use your membership list, divide it up among volunteers, and call individuals you think would be willing to help protect the lake. Be sure telephone callers use the Volunteer Survey Form below. You'll be amazed how little you remember about each call after 5 or 10 minutes have passed. The call has four objectives: explain the problem (invasive aquatic plants); state your need (volunteers); get a commitment, and schedule the individual for CBI training.

Although this manual is focused on preventing the

Volunteer survey

Sponsoring group _____

Name _____

Address _____

Phone _____ Email _____

Left message/ Date _____ Left message/ Date _____ Left message/Date _____

Will volunteer? _____ (yes/no)

Preferred Launch Site _____ Doesn't Matter _____

Preferred day _____ Doesn't matter _____

Preferred time _____ Doesn't matter _____

Weekends available for boat inspection (Please circle the weekends volunteer is available):

June 6 June 13 June 20 June 27 July 4 July 11 July 18 July 25

August 1 August 8 August 15 August 22 August 29

Can you work July 1? _____ July 2? _____ July 3? _____ July 4? _____

Can you suggest other property owners or interested persons who might volunteer?

What training session would you like to attend?

Can you take a friend to the launch site with you during your assigned time? _____

What size T-shirt do you prefer? Small ___ Medium ___ Large ___ Extra Large ___ XX Large ___

(Name of recruiter) (Phone) (Email) (Date)

Scheduling inspectors: You can use Excel to make a spreadsheet showing the days and times you plan to have inspectors at launch sites. Two or three-hour time slots work for most volunteers. It's a lot easier if you can schedule a volunteer into the same time slot each week or for a period of weeks. Some organizations use on-line scheduling templates. The most popular is Google Drive. The busy times vary from site to site. Generally, Fridays, Saturdays and Sundays are good to cover. Some organizations cover weekends first, and then schedule extra volunteers on weekdays.

Reporting procedure

Inspection data must be submitted within two weeks to DEP either via the CBI app or the excel electronic inspection forms.

Keep files just in case the originals are lost. Inspection forms received later than two months after the season may not be recorded.

What has worked well?

- Signs like the one shown at right let boaters know what's ahead, making them more receptive to inspections.
- Using an online scheduler lets CBIs enter or change their work shifts from a computer connected to the internet.
- Wearing the CBI T-shirt immediately identifies you to boaters.
- Provide all inspectors with list of phone numbers to call.
- Know where boaters can buy stickers locally.
- Using a Mystery Boater program can help identify issues with individual CBIs.

What is a Mystery Boater?

A mystery boater will observe the CBI inspecting their boat and report back to your organization about their performance. The boater will fill out an easy form to turn in to the CBI coordinator. This allows supervisors to assist inspectors who are having difficulties with the job.



Please watch out for these other invaders

Although this manual is focused on preventing the spread of invasive aquatic plants through courtesy boat inspections, it is important to realize there are also invasive aquatic animals that threaten Maine's water bodies. Read about some of the common invasive fauna on the following pages.

Control methods for invasive aquatic animals vary greatly depending on the species, but following the simple steps below can help to greatly reduce their spread into Maine.

1. Learn how to identify invasive aquatic species. Attend an Invasive Plant Patrol workshop. Visit the Lake Stewards of Maine website <https://www.lakestewardsofmaine.org/mciap/herbarium/> for invasive species pictures and write-ups.
2. Clean your boat and equipment. Remove mud, plants, fish, and animals.
3. Drain all water from the boat. Remove the bilge and live well plugs. Drop the motor all the way down to drain standing water in the propeller.
4. Dry off everything that came in contact with the water by wiping down the boat or allowing it to dry for at least 5 days.
5. If 5 days of drying isn't possible before relaunching in a different waterbody, rinse the boat and trailer. Flush the motor, bilge, live wells, ballast tanks and storage compartments with clean water per boat manufacturer instructions.
6. Extra precaution should be taken if a boat came from a waterbody known to be infested with an organism other than plants e.g. zebra & quagga mussels, Asian clams, spiny waterflea. Wash your equipment with high pressure, hot water, such as found at a car wash.
7. Never release any plants or animals into a different body of water from which they came.
8. If you have snails, plants, fish or other animals in an aquarium and you no longer wish to care for them, find a new aquarium home for them. Do not release them into the wild!

The following pages describe some of Maine's most threatening aquatic animal invaders. The descriptions and photos are taken from the Maine Field Guide to Invasive Aquatic Plants and their common native look-alikes by the Maine Center for Invasive Aquatic Plants and the Lake

Stewards of Maine. Additional source references for individual species are listed after each description.

Spiny Water Flea

(*Bythotrephes cederstroemi*)

Spiny water flea is native to Great Britain and parts of northern Europe. Spiny water fleas are more common in deep, cool lakes. However, they also inhabit warmer lakes where surface water temperatures exceed 25° C. The creature is small (1 to 1.5 cm long) with transparent exoskeleton, a large black eye spot on both sides of the head, and four pairs of legs. Most distinctive is the crustacean's long, barbed tail spine. Spiny water fleas are often first noticed by anglers, when they become entangled in fishing lines. When the line is pulled from the water, something resembling tiny straight pins waving about perpendicular to the line may be noticed. These are the miniscule creatures, raising and lowering their tails as they cling to the line. Impacts to aquatic ecosystems caused by the spiny water flea are not fully understood. What is known is that spiny water fleas reproduce rapidly, (both sexually and asexually) producing numerous offspring during the growing season, and "resting eggs" that overwinter in the sediments.



Once well established in the waterbody, spiny water fleas compete directly with other zooplankton feeders in the ecosystem (eating up to three times as much food as similar species). Their sharp spine prevents fish of a certain size class from eating them. It is believed that both of these impacts have the potential to trigger disturbances throughout the aquatic food web.

As of 2017, spiny water fleas can be found throughout the Great Lakes Region, Eastern New York and Lake Champlain in Vermont.

References:

1. Spiny Water Flea; Ontario Federation of Anglers and Hunters; www.invadingspecies.com/Invaders.cfm
2. Spiny Water Flea in the Great Lakes Region; Great Lakes Information Network; www.great-lakes.net

Zebra Mussels

(*Dreissena polymorpha*)



Zebra mussels are thought to have been introduced to this country as accidental stowaways attached to hulls, or in the ballast water of ships entering the Great Lakes from Europe. Since they were first

discovered in this country in 1988, these tiny, freshwater bivalves, have become a major aquatic pest throughout much of the Midwest. Spreading to New England, primarily by way of boating activity, as of 2017 they have impacted waters in Vermont and are known to be in Massachusetts and Connecticut. (Indeed, in 2006 a Courtesy Boat Inspector on Lake Winnepesaukee in New Hampshire detected-and successfully averted some zebra mussels that were hitching a ride on a boat from New York.)

Zebra mussels begin life as tiny free-swimming larvae, called veligers. It is during this stage that they are most readily transported from one waterbody to another (attached to boating gear, in bilgewater, bait buckets, etc.) and also most difficult to detect. After two or three weeks, the veligers "settle out" in the waterbody, attaching by way of strong, threadlike filaments to just about any hard surface they encounter. Rocks, sediment, wood, intake pipes, moorings, boat hulls, native mussel beds, are all at risk of colonization. Zebra mussels are small (adults are about 15 mm long) but they are voracious filter feeders, straining out major portions of the phytoplankton population and effectively starving out many native zooplankton species. The gap created in the food web may cascade through the entire ecosystem.

Zebra mussel infestations may clog power plant and industrial water systems, cause problems in irrigation canals and pipes, and foul boating equipment. Ecologically, they can alter benthic substrates and compete with native zooplankton, mussel and fish species for food and/or space. Zebra mussels have not yet been detected in Maine.

References:

1. Frequently asked Questions about the Zebra Mussel. United States Geological Survey. Florida Integrated Science Center, Gainesville. http://cars.er.usgs.gov/Nonindigenous_Species/Zebra_mussel_FAQs/zebra_mussel_faqs.html

Asian Clam

(*Corbicula fluminea*)

The Asian (or Asiatic) clam is a freshwater bivalve mollusk native to southern and eastern Asia and Africa. The source of introduction to the United States is unknown, but it is suspected that this species was brought from China by immigrants as a food source and subsequently released. The popularity of these small clams as aquarium specimens and as bait may have further exacerbated their spread. As of 2017, the Asian clam is now found in fresh waters throughout much of the United States including all New England states, except Maine.

The clams thrive in sandy lake bottoms where they form dense communities; the population in a single waterbody may easily reach into the billions. The sexes are normally distinct; however, hermaphrodites exist that are capable of self-fertilization. When the second stage larvae, called veligers, reach approximately 1mm in size they are discharged from the gills of the parent to begin life as juveniles on the bottom sediments. (Under ideal conditions a single clam can release up to 70,000 baby clams a year!) Adults may reach up to 4cm in length during their lifespan of one to four years. The shell of the Asian clam is ovate, and normally yellow-green to brown in color with thick concentric rings. The inside of the shell is layered with polished, light purple material called nacre. Other shell colors (called morphs) do occur.

Asian clam infestations may clog power plant and industrial water systems, cause problems in irrigation canals and pipes, and foul boating equipment. Ecologically, this species can alter benthic substrates and compete with native zooplankton, mussel and fish species for food and/or space. Asian clams appear to be capable of tolerating polluted environments better than many native bivalves. In cases where Asian clam infestations have been intentionally controlled by a cold weather draw-down the clams have produced ammonia in high enough quantities to be lethal to other fish and wildlife.

References: 1. Asian Clam; Indiana Illinois Sea Grant website; www.iisgcp.org

2. What Lurks Beneath? by Megan Woolhouse, The Boston Globe: Globe West, April 19, 2007



Chinese Mystery Snail

(*Cipangopaludina chinensis malleatus*)

Chinese mystery snails, native to parts of Southeast Asia, were brought to this country as a food source for Asian markets. It is believed that imported snails were intentionally released in some areas to create a locally-harvestable supply. Since their introduction, Chinese mystery snails have spread to many parts



of the United States, and can now be found in a number of Maine lakes and ponds.

Chinese mystery snails are distinctively large; the size of a walnut or golf ball, they are half-again as large as Maine's largest native freshwater snail. Though they spend a good portion of their lives under the water surface, half buried in the bottom sediments, Chinese mystery snails may also be encountered with their trap doors sealed up tight, floating along at the water's surface. When these large snails die, they often wash up on shore, where their dark, olive-colored shells can be easily seen and (unpleasantly) smelled. Chinese mystery snails prefer the quiet water of lakes, ponds, roadside ditches and slower portions of streams.

Once in a body of water, the Chinese mystery snail may be transported, as adults or tiny juveniles, via bait buckets and water holding areas on boats. Like other snail species, this species may serve as a vector for various parasites and diseases. Chinese mystery snails occur in a number of Maine waterbodies, but the full distribution of this snail in Maine is unknown. The Maine Volunteer Lake Monitoring Program currently manages a statewide database on reported sightings of *C. chinensis malleatus*. You can assist the effort to get a better handle on this invasive organism by reporting any sightings to LSM at 207-783-7733 or vlmp@mainevlmp.org.

References:

1. Martin, Scott M. 1999. Freshwater snails (Mollusca: Gastropoda) of Maine. *Northeastern Naturalist*.
2. *Cipangopaludina chinensis* (Reeve, 1863). Fact sheet by Gulf States Marine Fisheries Commission. http://nis.gsmfc.org/nis_factsheet.php?toc_id=125

Quagga Mussels

(*Dreissena bugensis*)

Quagga mussels are native to the Caspian Sea, and like zebra mussels, are thought to have come to this country in the ballast water of ocean going ships. Quagga mussels were first discovered in the Great Lakes region in 1989, but were not identified as a distinct species until 1991. As of 2017 there is only one known infestation in New York and none in New England.



These invaders prefer silty or sandy lake bottoms, but may be found in waters ranging from warm and shallow to deep and cold. Like zebra mussels, the shell is distinctly striped in dark and light bands. Adult quagga mussels are generally larger than zebras, 20 mm long (roughly the size of your thumbnail) and their shells are broader and more fan-shaped. The ventral (or hinged) side of the shell is convex, preventing the quagga mussel from being balanced, on this side, on a flat surface. (The zebra mussel will remain upright when placed on its ventral side.) Quagga mussels feed year-round, even in winter when zebra mussels are dormant.

Quagga mussel infestations may clog power plant and industrial water systems, cause problems in irrigation canals and pipes, and foul boating equipment. Ecologically, they can alter benthic substrates and compete with native zooplankton, mussel and fish species for food and/or space. Quagga mussels have not yet been detected in Maine.

References: 1. Quagga mussel; Wisconsin Department of Natural Resources <http://www.dnr.state.wi.us/invasives/fact/quagga.htm>

Didymo or "Rock Snot"

Didymosphenia geminata

Anglers and boaters using Maine's streams and rivers are urged to be aware of a new threat! The aquatic nuisance alga known commonly as "Didymo" or "rock snot" has invaded the northern reaches of the Connecticut River in New Hampshire and in the White River and Battenkill River in Vermont. These are the first official reports of the invasive algae in the northeastern U.S. This highly invasive species has not been detected in Maine. However, didymo



Didymo

already affects freshwater rivers and streams in other parts of the U.S., Canadian provinces of Quebec and New Brunswick and New Zealand. It is not known at this time how Didymo will affect water quality, aquatic habitat and fish populations in Maine, but its potential to alter habitats and displace native species are of great concern to officials in regions where infestations have

been established. As of 2017 Didymo is found in Vermont and New Hampshire.

It is critical for anglers and boaters to be aware that Didymo is easily spread by even just one cell of the alga breaking off and drifting downstream in infested reaches. It is also very easily spread by waders and other fishing gear that touches the bottoms of streams in infested areas, so it is essential to check and clean all fishing equipment.

Viral hemorrhagic septicemia (VHS)

VHS is an Ebola-like virus, deadly to fish, which was first reported in 2005 in North American freshwater fish. It's not a threat to humans, but is devastating to 22 species of freshwater fish populations. It's been found in the Great Lakes, St. Lawrence River, New York State and moving eastward (toward Maine).

Genetic tests suggest that the Great Lakes VHS probably originated in the Atlantic Ocean and most likely was transported in the bilge water of ships. VHS has been reported in more than 20 species and may be the most serious threat ever to our freshwater fish populations.

Report immediately to DIFW (207-657-2345) any fish appearing to be abnormal. VHS has been divided into three stages with symptoms which may overlap. These include darkening of the body, protrusion of the eyes, hemorrhages in gills and eyes, pectoral fins and body surface. The fish may become twisted and swim on their sides. Keep any such fish cool (4 degrees C, 39 degrees F), but do not freeze. Virus isolation must be done within 24 hours after a fish is caught.

Northern Pike

(*Esox lucius*)

Northern pike are native to parts of Eurasia and North America, but not native to Maine. This popular "sport fish" was illegally introduced into the Belgrade Chain of Lakes in the 1970s. It's now present in at least 16 lakes in the Kennebec, Androscoggin, and coastal river drainages, and is suspected to occur in additional waters.

Esox lucius can inhabit almost every type of freshwater, from cold deep lakes, to warm shallow ponds, to sluggish streams. Besides fish, its diet includes frogs, crayfish, small mammals, and birds — just about anything it can sink its teeth into. Pike exceeding 30 pounds have been caught in Maine.

Northern pike may be confused with its close relative, the chain pickerel (*Esox niger*), a fish native to Maine. Unauthorized introductions of invasive, exotic fish species are particularly destructive to Maine's native brook trout populations, but pike are particularly voracious fish eaters. Their presence in one Maine lake is suspected of destroying one of the state's premier landlocked salmon populations. They may also cause irreversible changes to entire aquatic ecosystems.

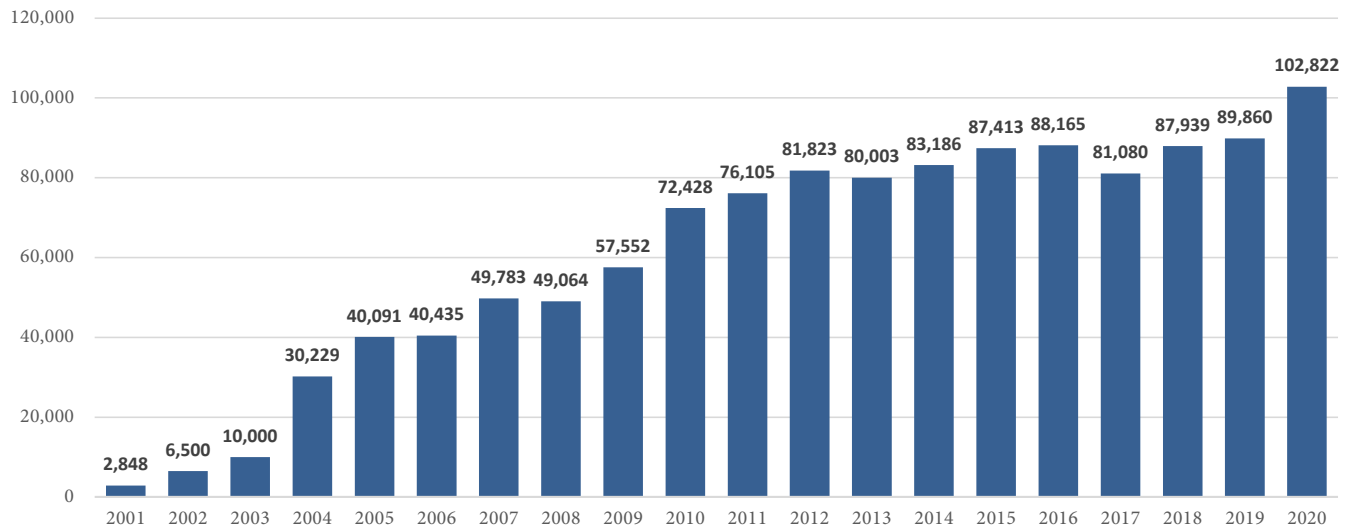
The illegal introduction of any fish into any Maine water is a Class E crime, punishable by fines up to \$10,000. The Maine Department of Inland Fisheries and Wildlife offers a minimum reward of \$2,000 for information leading to the apprehension of persons responsible for the illegal introduction of fish. Call Operation Game Thief at 1-800-253-7887. If you suspect that you have seen or caught a northern pike, please report your findings to the Maine Department of Inland Fisheries at 207-287-8000.

References: Illegal Fish Stockings Threaten Maine Lakes and Rivers by David Boucher, Fishery Biologist, Maine Department of Inland Fisheries and Wildlife; www.maine.gov/ifw/fishing/illegal_stocking.htm. Northern pike at <http://www.maine.gov/ifw/fishing/species/identification/northernpike.htm>

Northern pike

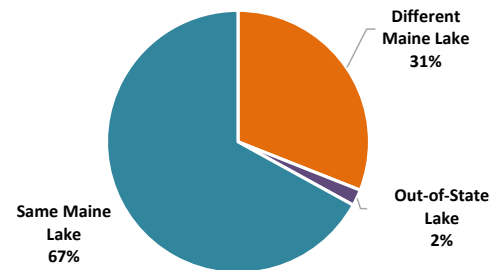


Courtesy Boat Inspections Annual Totals



| CBI statistics | 2019 | 2020 |
|--|--------|--------|
| Infested lakes with inspections | 15 | 17 |
| Waterbodies with inspections | 130 | 117 |
| Total plants found | 2901 | 3272 |
| Total invasive plants found | 74 | 118 |
| Invasive plants on entering boats | 13 | 13 |
| Invasive plants on leaving boats | 61 | 105 |
| Total inspectors | 620 | 543 |
| Inspection hours | 44,840 | 44,437 |
| Boats with sticker | 62,103 | 57,641 |
| Participating lake association organizations | 56 | 55 |
| Participating Bass Clubs | 51 | 42 |
| Source: Maine Department of Environmental Protection | | |

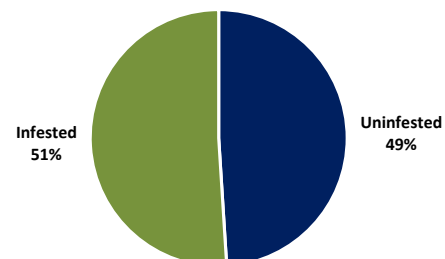
PREVIOUS WATERBODY Visited
Maine vs Out-of-State



Responses to Previous Waterbody Visited (PWV) question in 2020 are represented in the pie charts. Upper chart shows that 2% of the PWV were out-of-state lakes and the rest were Maine lakes, of which 67% were the same lake where the inspection occurred.

Lower chart shows that, of the Previous Waterbody Visited identified as being from out-of-state, the majority were in-fested waters.

Previous Waterbody Visited from
Out-of-State



Maine DEP News from the 2020 Season

Field Work under COVID

The 2020 field season began with the uncertainty of boat inspections and plant removal continuing in a pandemic. When State agency guidance to reduce risk of disease transmission became clear in May 2020, DEP arranged virtual meetings to convey the information to lake groups conducting Courtesy Boat Inspection and plant removal programs. Despite having to adopt the new public health measures, lake groups conducted significant prevention, early detection and plant removal work in 2020.

Fee Increase

Thanks to the Maine Legislature approving an increase in the invasive species fee during the 2019 session, DEP has increased the amount of funding for Courtesy Boat Inspection and plant removal programs in 2021.

New Record for Courtesy Boat Inspection (CBI) Program

Increased boating in the pandemic likely contributed to the record 102,822 inspections, most collected via an app allowing lake groups to see their data on the app dashboard. Inspectors found Eurasian water-milfoil (EWM, *Myriophyllum spicatum*) on a boat from Lake Ontario in Henderson, NY. When the boat launched in Kezar Lake (Lovell), EWM fragments were released from between the boat hull and trailer bunks. The inspector collected all fragments seen. The fragments were identifiable as EWM by visual inspection but were degraded

to the point that confirmation by genetic analysis failed. DEP hopes this means that any uncollected fragments remaining in the lake are not viable. CBIs also found and removed variable water-milfoil (VWM, *Myriophyllum heterophyllum*) from a boat entering Moose Pond (Denmark) and Cabomba (*Cabomba caroliniana*), an invasive plant not yet in Maine, from a boat entering Great East Lake (ME/NH border in Acton).

Surveying and Management of Infestations

Maine DEP hired SOLitude Lake Management to apply the herbicide ProcellaCOR to 90 of Annabessacook Lake's 1420 acres (Monmouth/Winthrop). This treatment was done after more than five years of persistent manual removal failed to slow the spread of VWM in the lake. Pursuant to a Memorandum of Understanding between DEP and Friends of the Cobbossee Watershed (FOCW), FOCW paid for the herbicide treatment. Post-treatment surveys in fall 2020 revealed dead VWM in the treatment areas but also impacts on non-target plants, particularly spatterdock (yellow water lily). One condition of DEP's discharge permit requires monitoring state-listed rare aquatic plant species *Wollfia* spp. and *Heteranthia dubia*. DEP will re-survey specific monitoring points in 2021 to assess treatment impacts on target and non-target plants, including the rare plants. The degree that VWM rebounds will obviously be of great interest. FOCW plans manual removal in 2021 to control VWM regrowth.

A lake-wide survey of Big Lake in interior Washington County, initially planned by Lake Stewards of Maine (LSM) for 2020, was derailed by the pandemic. DEP staff conducted two September trips to the lake to survey for VWM, collect samples for genetic analysis and direct a contractor conducting a pilot plant removal effort. Several LSM volunteers also contributed to survey work in 2020. Big Lake is part of an extensive flowage of the St. Croix River. During winter 2020-21, the Downeast Lakes Land Trust formed a coalition of local organizations that will address invasive aquatic plant prevention and infestation management starting in summer 2021. The LSM-led survey of Big Lake is back on track for 2021.

A contracted invasive plant surveyor from Friends of the



Variable-leaf milfoil on Big Lake through a “trunk” scope.

Cobbossee Watershed found a single rooted European frog's-bit plant (*Hydrocharis morsus-ranae*) by the launch site in Pitcher Pond (Northport). DEP staff conducted a survey of the pond's littoral area and found no additional plants. Low water level in 2020 made surveying difficult and, although no additional frog's-bit plants were found in 2020, a follow-up survey will be conducted in 2021.

Brittle naiad (*Najas minor*) was found late summer 2020 in Lake Arrowhead in southern Maine by a trained volunteer. This is particularly alarming for southern Maine given the prolific seed production by this plant and potential for spread to other lakes in the region. Arrowhead already has a significant infestation of VWM. The York County Invasive Aquatic Species Project, led by Laurie Callahan, organized four survey days by volunteers to better define the extent of brittle naiad infestation on Arrowhead. A DEP-hired contractor removed big patches. The local couple who found this new infestation spent fall 2020 snorkeling, surveying and developing novel removal techniques for individual brittle naiad plants. Additional surveying is planned for Arrowhead in 2021. The Lake Arrowhead Conservation Council will adapt their removal techniques to manage this new invasive.

The latest infestation in the state, confirmed in September 2020, is VWM in Androscoggin Lake (Wayne). As with the new Lake Arrowhead discovery, a trained volunteer found the plant. Genetic analysis by St. Joseph's College in Standish, Maine confirmed the identification. Late season 2020 surveying and removal by local volunteers and DEP will resume in 2021. Only a few VWM plants were found in 2020 but lake-wide surveying is planned for 2021 to confirm the extent of growth.

Clean, Drain, Dry for Invasive Species Spread
Prevention

As in the 2019 legislative session, a bill to require draining water from boat bilges, live wells and ballast tanks, and to remove drain plugs and open valves during overland transport, was introduced in the 2021 session. The 2021



bill received the same fate as the 2019 bill: it was voted ought not to pass by the legislative committee hearing the bill. The committee had concerns about enforcement and potential unintended consequences of draining water into lakes and ponds.

Despite the defeat of this bill, the DEP and DIFW are coordinating on an awareness campaign to promote the Clean, Drain, Dry approach to spread prevention. The agencies will hold meetings during 2021 with stakeholders to develop an action plan for promoting this initiative to the public. This is an exciting and promising collaboration between State agencies and non-governmental organizations.

For more information, please check DEP's website <http://www.maine.gov/dep/water/invasives/> or email milfoil@maine.gov.



DIFW's invasive species program

In 2019, Maine Game Wardens worked approximately 21,450 hours doing recreational boating enforcement. These hours included education, maintenance, court time preparation, ramp checks and actual hours on the water checking boats. Game wardens reported almost 9,000 hours on the water enforcing boating rules and regulations. Game Wardens checked approximately 22,181 boats.

For milfoil, the stats break down to 400 registration violations and 165 milfoil sticker violations. As part of what is expected, wardens are continuing to seek out CBI staff to introduce themselves and help inspect watercraft to stop the spread of invasive species. This year's recorded events were similar to last year's, showing 42 recorded meetings. Of course, this does not count the times a warden just stopped by or spent time with a courtesy boat inspector.

One of the topics that was mentioned last year was the large bass tournament on Sebago Lake that took place in September 2019. Warden Herring worked tirelessly during this derby both in the pre stages as well as during the derby to ensure boats were inspected. During the event Warden Herring even stopped the line of boats to ensure one boat was totally cleaned before entering the water.



Warden Herring noted one critical inspection point is the trailer. "Trailer bunks on these bass boats need to be inspected", Herring said. As proof to his argument, Warden Herring was able to remove confirmed invasive hydrilla from the bunk of a boat from Georgia ultimately



preventing the introduction into Sebago Lake.

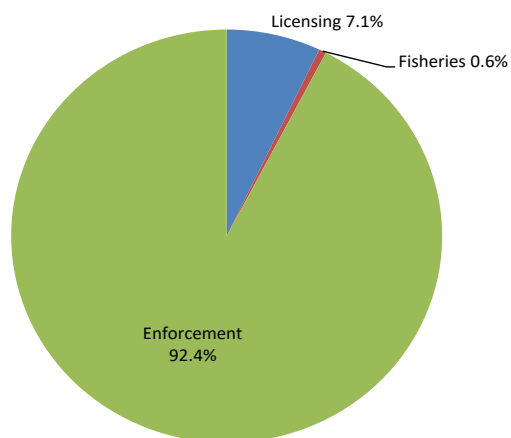
"We need to continue training boaters on what to look for and how to make sure both their boats and trailers are clean", Herring reported.

Lieutenant Adam Gormely with the Maine Warden Service remains confident that a continued partnership with the dedicated CBI staff and the Maine Warden Service will continue to build on the educational base that has been laid down. Lt. Gormely encourages members of the CBI program to reach out to the wardens in his or her area. If you are unsure who your local warden is, you can call any of our divisional headquarters to find out how to talk with your local warden and set up a time to inspect together. The work is still there to do, and we believe that many hands will help ensure it gets done.

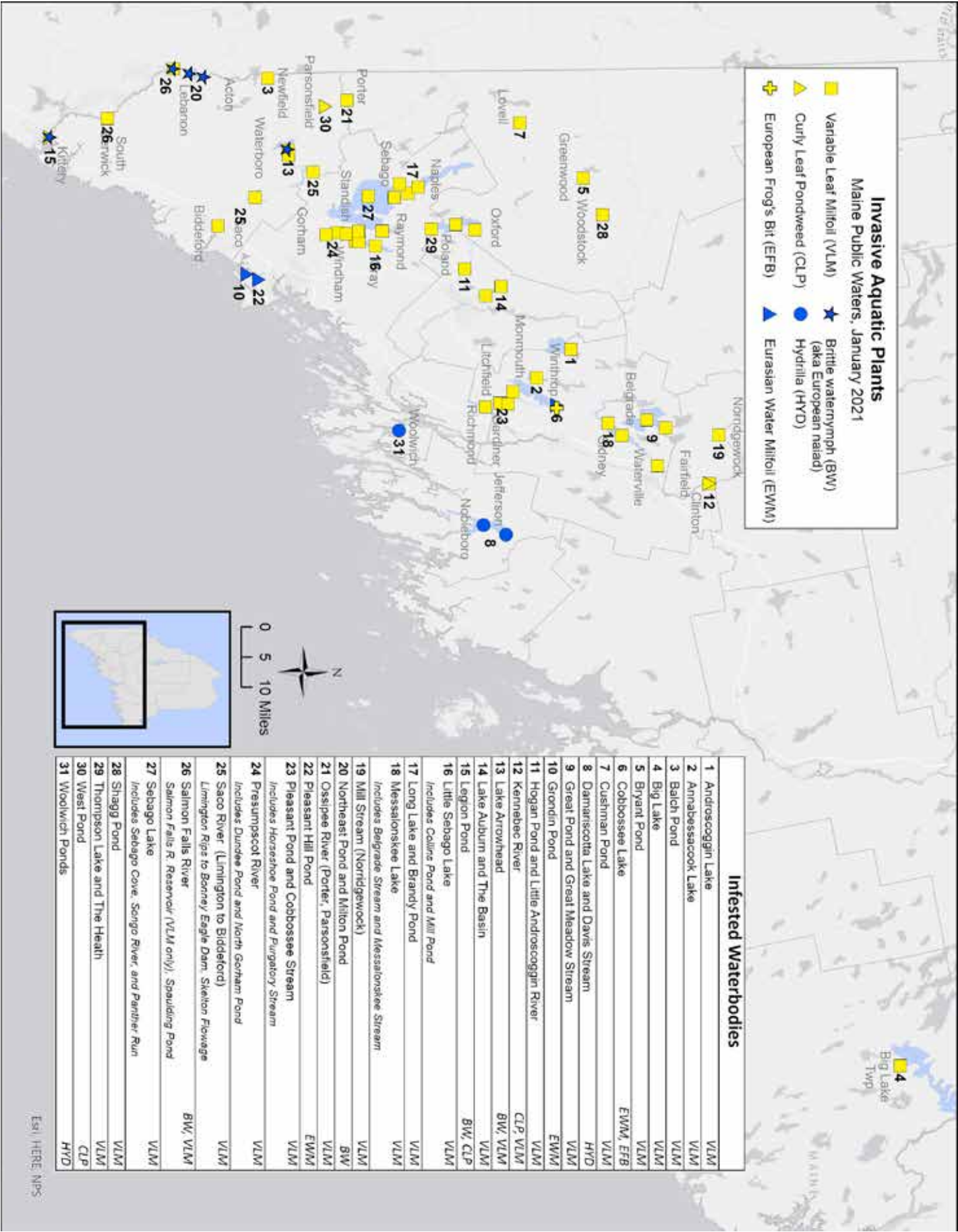
Department of Inland Fisheries and Wildlife

Milfoil Account Expenditures FY 2019

Total Budget: \$373,415







Map of known locations of infestations in Maine public waters








Invasive aquatic plants handout




| | |
|--|---|
| Variable Water-milfoil <i>Myriophyllum heterophyllum</i> | Invasive |
|  <p>Variable Water Milfoil <i>Myriophyllum heterophyllum</i> By Roberta Hill © 2004 MCIAP</p> |  <p>Photo by Ann Murray University of Florida / IFAS Used with permission</p>  <p>Variable Water Milfoil <i>Myriophyllum heterophyllum</i> Habit from: Ann Murray, Florida Aquatic Botany, Florida © 2004 MCIAP</p> |
| Look Alikes: <i>Utricularia</i> sp. (Bladderwort) Native <i>Ceratophyllum demersum</i> (Coontail) Native Other <i>Myriophyllum</i> species | |




| | |
|--|--|
| Eurasian Water-milfoil <i>Myriophyllum spicatum</i> | Invasive |
|  <p>Eurasian Water Milfoil <i>Myriophyllum spicatum</i> Collected and photographed by Don Cameron © 2004 MCIAP</p> |  <p>Photo Courtesy New Hampshire DES</p>  <p>IFAS Center for Aquatic Plants University of Florida, Gainesville, 1990</p> |
| Look Alikes: <i>Utricularia</i> sp. (Bladderwort) Native <i>Ceratophyllum demersum</i> (Coontail) Native Other <i>Myriophyllum</i> species | |


| | |
|--|---|
| Curly-leaved Pondweed <i>Potamogeton crispus</i> | Invasive |
| Photos by Maine DEP Invasive Species Program | |
|  |  <p>Turion</p>  <p>Copyright 2001 University of Florida Center for Aquatic and Invasive Plants</p> |
| Look Alikes: <i>Potamogeton richardsonii</i> (Clasping-leaf Pondweed) and other <i>Potamogeton</i> species Native | |

| | |
|---|--|
| Hydrilla <i>Hydrilla verticillata</i> | Invasive |
|  <p>Tuber</p> | |
|  <p>Photos by Don Cameron</p> |  <p>IFAS Center for Aquatic Plants U. of Florida, Gainesville, 1990</p> |
| Look Alikes: <i>Egeria densa</i> (Brazilian Elodea) Invasive <i>Elodea canadensis</i> (American Waterweed) Native | |









In a nutshell: How to be a great CBI

1. Be safe. Don't stay around if someone gets ornery or if a situation seems uncomfortable.
2. Urge boaters to inspect their own boats and gear every time they enter and leave a water body.
3. Be professional. Your attire should promote the right image. CBI shirts are mandatory. Know the facts about invasives and be courteous.
4. Discourage company. You are at work so don't let friends deter you from giving your job full attention.
5. Be prepared to answer questions such as, "Where do I get a sticker?"
6. Write legibly and don't forget to fill out the top two lines of the survey sheet before you start.
7. Be in touch. Have a cell phone or know where the nearest phone is.
8. Stay in touch. Keep phone numbers handy for police, wardens and your supervisor.
9. Be comfortable. Make sure you have rain gear, an umbrella, a chair, water and sunscreen.
10. Be inspired. This is important work even though there will be slow times.
11. Be attentive. Stay on your feet while a boat is at the launch. This will encourage dialogue and reassure the public and funders that you are on task.

Quick Facts

About invasive aquatic plants:

Reproduce in many ways; may clone from small plant fragments.

Can survive out of water for days, reviving when re-hydrated.

Can blanket and choke surface waters; make swimming and boating difficult, dangerous or impossible.

Harm native vegetation and wildlife; lower property prices; harm local businesses. Once well-established, they're virtually impossible to remove and very costly to manage.

About the 'Milfoil law':

It's illegal to transport any aquatic plant on the outside of a vehicle, trailer, or equipment in Maine. It's illegal to sell, possess, import, cultivate, transport or distribute any invasive aquatic plant in Maine.



CBI Aaron Tripp found and removed a Eurasian milfoil fragment on a boat launching at the Narrows public ramp on Kezar Lake in June 2011.

Violation may result in fines of up to \$500 (first-time) and up to \$5,000 for launching boats carrying any of the banned species.

Fines for failure to display a current boat sticker apply to all motorized craft on Maine inland waters. (Kayaks, canoes and sailboats without motors are exempt.)

About boat stickers:

2020 (River and Lake Protection) stickers are white with blue print for both Maine registered boats and non-Maine registered boats. The resident sticker is affixed to the annual boat registration sticker which is green.

Cost is \$15 for resident; \$35 for nonresidents. Resident/nonresident status depends on where boat is registered, not where owner resides (NH residents may store/register boat in Maine).

All the sticker money goes to dedicated accounts for invasive species, education, prevention, control, eradication and enforcement. Money is divided 80/20 between DEP and DIFW, respectively.

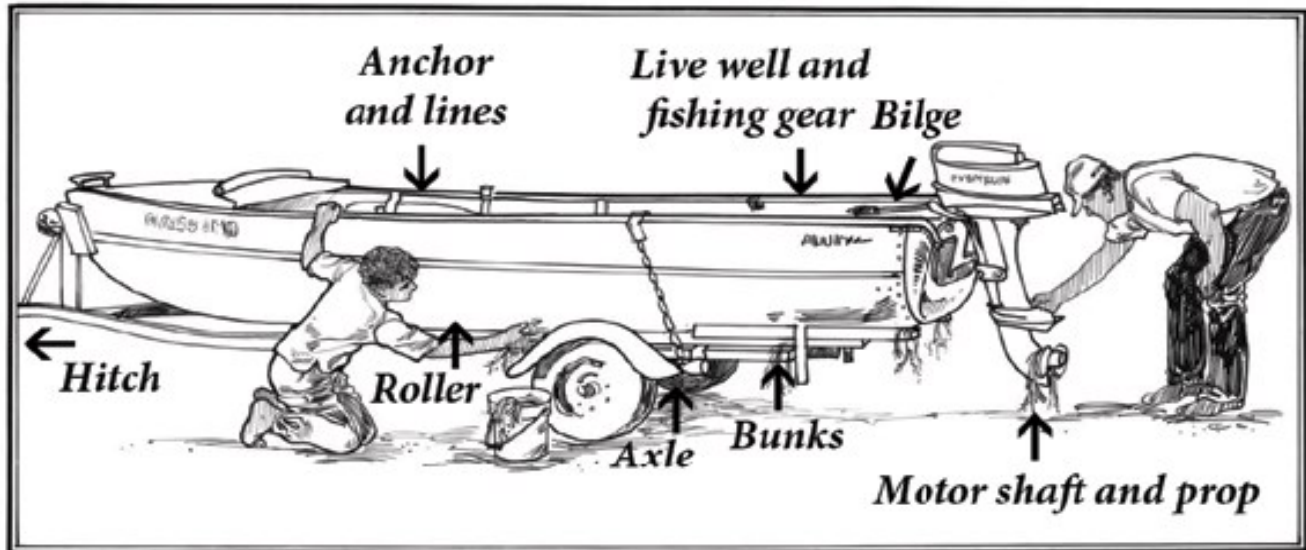
CBI SUPPLY LIST

- | | |
|--|---|
| • Clipboard | • Sunscreen, water |
| • Pen or pencil and an indelible marker | • Folding chair and umbrella |
| • Plenty of survey forms | • Trash bag |
| • Ziploc baggies for plant samples | • List of phone numbers to call in an emergency |
| • DEP brochures explaining invasive aquatic plant threat | • List of places boaters can purchase stickers |
| • Phone (recommended) | • Your CBI T-shirt! |
| • Insect repellent | |

Notes:

STOP AQUATIC HITCHHIKERS

Aquatic Invasive Species such as Eurasian watermilfoil, Asian clam and spiny water flea can spread between waterbodies on boating and fishing equipment that has not been cleaned, drained and dried. Help protect Maine waters by following the simple steps below.



CLEAN off all plants (even small fragments), animals and mud from boat, trailer, and equipment.

DRAIN water from boat, motor, bilge, live wells and other equipment well away from water.

DRY everything five days or more before using in another waterbody to kill small organisms not easily seen or wipe with a towel before use. If you can't dry equipment, rinsing with hot, high pressure water will also remove many tiny organisms.

NEVER release plants, live fish or animals into a water body unless they came out of that body of water.

Thank you! Your help in halting the spread of invasive aquatic species is priceless.

We know how valuable your time is and we thank you
for your willingness to share it to protect Maine's waters.

The Lakes Environmental Association



The Maine Department of Environmental Protection

