QUARTER 3, 2025
FENCELINE MONITORING REPORT FOR THE CITGO SOUTH PORTLAND MAINE TERMINAL

Prepared For:
CITGO Petroleum Corporation

1293 Eldridge Parkway Houston, TX 77077	PO Box 655 Pennsauken, NJ 07719

Facility:
CITGO Petroleum Corporation
102 Mechanic Street
South Portland, ME 04106

Prepared By:
Montrose Air Quality Services LLC
45 Route 46 East, Suite 601
Pine Brook, NJ 07058

Report Number: **047AA-031602-RT-1047**
Date: **November 13, 2025**

CITGO SOUTH PORTLAND MAINE TERMINAL FENCELINE MONITORING

Flags:		
	ND	The analyte was not present above the Method Detection Limit
	J	Estimated Value - The analyte was detected between the Method Detection Limit and Reporting Limit
	E	Concentration exceeds the calibration range. The analyte result is an estimated value
	P	Field duplicate(s) exceed 30%RPD
	I	Internal Standard recovery is outside acceptance limits
	Fe	Field Error. See report narrative for details

Sample Code	Tube ID	Benzene		Ethylbenzene		m-/p-Xylene		o-Xylene		Toluene	
		(ug/m³)	Flag	(ug/m³)	Flag	(ug/m³)	Flag	(ug/m³)	Flag	(ug/m³)	Flag
CGOSP-1-S-20250617	C37031	2.28		1.8		4.96		1.72		6.98	
CGOSP-2-S-20250617	C40120	1.58		1.37		3.26		1.16		4.52	
CGOSP-3-S-20250617	C35708	1.66		1.16		3.18		1.24		4.98	
CGOSP-3-D-20250617	C43629	1.56		1.09		3.62		1.45		5.21	
CGOSP-3-B-20250617	B52891	0.186	ND	0.272	ND	0.272	ND	0.272	ND	0.24	ND
CGOSP-4-S-20250617	C37466	2.28		1.44		4.37		1.62		6.78	
CGOSP-5-S-20250617	B46752	1.63	I	1.33	I	4.03	I	1.54	I	5.66	I
CGOSP-6-S-20250617	C33490	2.26		2.22		6.6		2.41		8.89	
CGOSP-7-S-20250617	C59911	2.1		1.66		5.24		2.03		7.45	
CGOSP-8-S-20250617	C31341	2.17		1.96		6.74		2.4		7.94	
CGOSP-9-S-20250617	C38994	2.01		1.28		4.56		1.65		7.55	
CGOSP-9-D-20250617	C00668	2.33		1.37		4.39		1.75		8.03	
CGOSP-9-B-20250617	B19904	0.186	ND	0.272	ND	0.272	ND	0.272	ND	0.24	ND
CGOSP-10-S-20250617	B35481	1.46		1.02		3.2		1.21		4.92	
CGOSP-11-S-20250617	C20439	1.83		1.34		4.09		1.57		6.5	
CGOSP-12-S-20250617	C17205	0.976	I	0.604	I	2.11	I	0.773	I	3.36	I
CGOSP-13-S-20250617	B42324	1.28		1.21		3.75		1.39		4.3	
CGOSP-14-S-20250617	C53656	1.36		1.09		3.62		1.3		4.53	
CGOSP-15-S-20250617	C24248	1.75		1.46		4.57		1.72		6.24	
CGOSP-16-S-20250617	C55554	2.35	I	0.965	I	3.25	I	1.26	I	5.36	I
CGOSP-17-S-20250617	B49685	2.78		1.37		3.9		1.42		7.21	
CGOSP-18-S-20250617	C38881	5.58		1.63		5.42		2.03		10.9	
CGOSP-1-S-20250701	C60236	2.6		1.71		5.61		2.25		9.09	
CGOSP-2-S-20250701	C00836	1.41		0.862		2.56		0.989		4.11	
CGOSP-3-S-20250701	C61486	1.58		0.916		3.19		1.34		4.48	
CGOSP-3-D-20250701	B46073	1.7		1.07		2.93		1.22		4.9	
CGOSP-3-B-20250701	B49391	0.186	ND	0.271	ND	0.271	ND	0.271	ND	0.24	ND
CGOSP-4-S-20250701	C20465	2.12		1.22		3.49		1.26		6.03	
CGOSP-5-S-20250701	B15780	2.12		1.51		4.52		1.77		6.62	
CGOSP-6-S-20250701	C24267	2.11		1.35		3.93		1.64		6.83	
CGOSP-7-S-20250701	B45024	2.31		1.36		4.05		1.55		7.4	

CITGO SOUTH PORTLAND MAINE TERMINAL FENCELINE MONITORING

Flags:		
	ND	The analyte was not present above the Method Detection Limit
	J	Estimated Value - The analyte was detected between the Method Detection Limit and Reporting Limit
	E	Concentration exceeds the calibration range. The analyte result is an estimated value
	P	Field duplicate(s) exceed 30%RPD
	I	Internal Standard recovery is outside acceptance limits
	Fe	Field Error. See report narrative for details

Sample Code	Tube ID	Benzene		Ethylbenzene		m-/p-Xylene		o-Xylene		Toluene	
		(ug/m³)	Flag	(ug/m³)	Flag	(ug/m³)	Flag	(ug/m³)	Flag	(ug/m³)	Flag
CGOSP-8-S-20250701	B17520	2.37		1.28		3.8		1.44		7.57	
CGOSP-9-S-20250701	B28072	1.88		0.878		2.54		1		5.46	
CGOSP-9-D-20250701	C01495	1.82		0.846		2.48		0.909		5.14	
CGOSP-9-B-20250701	B52720	0.186	ND	0.271	ND	0.271	ND	0.271	ND	0.24	ND
CGOSP-10-S-20250701	B10490	1.44		0.631		2.18		0.877		3.69	
CGOSP-11-S-20250701	B46939	2.3		1.01		3.35		1.31		7.07	
CGOSP-12-S-20250701	B50602	1.62		0.796		2.53		0.965		4.9	
CGOSP-13-S-20250701	B46127	1.61		1.06		3.68		1.47		5.34	
CGOSP-14-S-20250701	C55381	1.65		1.32		4.18		1.51		5.96	
CGOSP-15-S-20250701	B42747	1.95		1.81		4.55		1.79		6.7	
CGOSP-16-S-20250701	C56820	4.78		1.86		6.05		2.19		10.8	
CGOSP-17-S-20250701	C55705	4.23		1.57		5.29		2.02		9.83	
CGOSP-18-S-20250701	C40159	7.48		2.15		6.54		2.51		14.9	
CGOSP-1-S-20250715	B20658	2.8		2.46	P	5.31		2.22		8.27	
CGOSP-2-S-20250715	C43248	1.85		1.08	P	3.21		1.26		5.06	
CGOSP-3-S-20250715	C37419	2.2		1.91	P	4.38		1.85		6.42	
CGOSP-3-D-20250715	C16282	2.21		1.47	P	4.03		1.68		6.25	
CGOSP-3-B-20250715	C40686	0.186	ND	0.271	ND,P	0.271	ND	0.271	ND	0.24	ND
CGOSP-4-S-20250715	C17177	2.53		1.79	P	4.95		1.97		7.69	
CGOSP-5-S-20250715	C34153	2.83		2.3	P	6.87		2.71		9.61	
CGOSP-6-S-20250715	C17110	3.1		2.46	P	6.56		2.58		10.2	
CGOSP-7-S-20250715	B42754	3.66		2.58	P	7.39		2.99		12.5	
CGOSP-8-S-20250715	B29717	3.79		2.99	P	7.25		2.91		13.7	
CGOSP-9-S-20250715	B44225	4.02		2.3	P	6.92		2.82		13.6	
CGOSP-9-D-20250715	B16082	4.21		3.15	P	7.29		2.98		14.8	
CGOSP-9-B-20250715	B44234	0.22	J	0.271	ND,P	0.271	ND	0.271	ND	0.24	ND
CGOSP-10-S-20250715	C00823	2.66		1.96	P	4.77		1.97		8.84	
CGOSP-11-S-20250715	C40658	2.38		2.32	P	5.18		2.47		7.77	
CGOSP-12-S-20250715	B52922	1.95		1.34	P	3.67		1.52		5.88	
CGOSP-13-S-20250715	C55304	1.69		1.16	P	3.45		1.31		5.23	
CGOSP-14-S-20250715	B15751	1.96		1.59	P	3.66		1.47		6.16	

CITGO SOUTH PORTLAND MAINE TERMINAL FENCELINE MONITORING

Flags:		
	ND	The analyte was not present above the Method Detection Limit
	J	Estimated Value - The analyte was detected between the Method Detection Limit and Reporting Limit
	E	Concentration exceeds the calibration range. The analyte result is an estimated value
	P	Field duplicate(s) exceed 30%RPD
	I	Internal Standard recovery is outside acceptance limits
	Fe	Field Error. See report narrative for details

Sample Code	Tube ID	Benzene		Ethylbenzene		m-/p-Xylene		o-Xylene		Toluene	
		(ug/m³)	Flag	(ug/m³)	Flag	(ug/m³)	Flag	(ug/m³)	Flag	(ug/m³)	Flag
CGOSP-15-S-20250715	B46831	1.79		1.25	P	3.41		1.34		5.6	
CGOSP-16-S-20250715	B27785	3.18		1.3	P	3.43		1.31		6.99	
CGOSP-17-S-20250715	B20661	2.79		1.3	P	3.35		1.31		6.86	
CGOSP-18-S-20250715	B27925	5.53		1.66	P	4.82		1.87		11	
CGOSP-1-S-20250729	B47148	2.91		1.46		4.93		1.88		7.35	
CGOSP-2-S-20250729	C34197	1.83		2.89		10.3		2.7		5.44	
CGOSP-3-S-20250729	C55456	2.15		1.39		4.48		1.58		6.06	
CGOSP-3-D-20250729	B15550	2.35		1.35		4.49		1.78		6.08	
CGOSP-3-B-20250729	C20439	0.186	ND	0.271	ND	0.271	ND	0.271	ND	0.24	ND
CGOSP-4-S-20250729	B11621	3.13		2.03		6.68		2.59		9.03	
CGOSP-5-S-20250729	C01530	3.02		2.72		8.36		3.23		10.5	
CGOSP-6-S-20250729	C32749	3.47		3.1		9.48		3.58		11.3	
CGOSP-7-S-20250729	C55312	3.6		2.25		7.41		2.85		11.4	
CGOSP-8-S-20250729	C57490	4.18		2.11		7.72		2.89		13.7	
CGOSP-9-S-20250729	C43311	3.17		1.52		5.46		2		9.74	
CGOSP-9-D-20250729	C59911	3.29		1.74		5.98		2.27		10.3	
CGOSP-9-B-20250729	B19904	0.186	ND	0.271	ND	0.271	ND	0.271	ND	0.24	ND
CGOSP-10-S-20250729	B20846	2.09		1.25		3.87		1.42		6.42	
CGOSP-11-S-20250729	C57703	2.45		1.34		4.82		1.8		7.58	
CGOSP-12-S-20250729	C38881	1.77		1.13		3.57		1.33		5.25	
CGOSP-13-S-20250729	C35708	1.68		1.52		4.74		1.71		5.46	
CGOSP-14-S-20250729	B46898	1.84		1.5		4.81		1.89		6.06	
CGOSP-15-S-20250729	C37466	2.1		1.63		4.94		1.83		6.72	
CGOSP-16-S-20250729	B15031	3.93		1.41		4.95		1.85		8.31	
CGOSP-17-S-20250729	C60224	3.53		1.51		5.53		1.99		8.36	
CGOSP-18-S-20250729	C43855	7.71		2.15		7.3		2.69		13.8	
CGOSP-1-S-20250812	B20292	3.87		2.27		7.26		2.74		9.8	
CGOSP-2-S-20250812	B35493	2.43		111	E	450	E	119	E	10.3	
CGOSP-3-S-20250812	B50900	3.02		2.11		8.36		2.99		7.89	
CGOSP-3-D-20250812	C59920	3.06		1.62		6.52		2.47		7.53	
CGOSP-3-B-20250812	C43297	0.187	ND	0.272	ND	0.272	ND	0.272	ND	0.241	ND

CITGO SOUTH PORTLAND MAINE TERMINAL FENCELINE MONITORING

Flags:		
	ND	The analyte was not present above the Method Detection Limit
	J	Estimated Value - The analyte was detected between the Method Detection Limit and Reporting Limit
	E	Concentration exceeds the calibration range. The analyte result is an estimated value
	P	Field duplicate(s) exceed 30%RPD
	I	Internal Standard recovery is outside acceptance limits
	Fe	Field Error. See report narrative for details

Sample Code	Tube ID	Benzene		Ethylbenzene		m-/p-Xylene		o-Xylene		Toluene	
		(ug/m³)	Flag	(ug/m³)	Flag	(ug/m³)	Flag	(ug/m³)	Flag	(ug/m³)	Flag
CGOSP-4-S-20250812	C01564	3.78		2.19		7.11		2.88		10.1	
CGOSP-5-S-20250812	B43842	3.59		2.41		8.38		3.32		10.5	
CGOSP-6-S-20250812	B50665	3.3		2.56		8.52		3.47		10.8	
CGOSP-7-S-20250812	C60293	3.65		1.83		6.77		2.65		11	
CGOSP-8-S-20250812	B48130	3.84		1.62		5.9		2.33		11.7	
CGOSP-9-S-20250812	C40695	2.74		1.47		4.5		1.73		8.19	
CGOSP-9-D-20250812	C01612	2.93		1.38		4.78		1.96		8.48	
CGOSP-9-B-20250812	B50605	0.187	ND	0.272	ND	0.272	ND	0.272	ND	0.241	ND
CGOSP-10-S-20250812	C35730	1.86		1.16		3.48		1.37		5.61	
CGOSP-11-S-20250812	C57715	2.35		1.23		4.66		1.77		7.23	
CGOSP-12-S-20250812	C57814	1.66		1.07		4.15		1.63		5.3	
CGOSP-13-S-20250812	C40692	1.77		1.75		5.37		2.02		5.97	
CGOSP-14-S-20250812	B46813	2.11		1.77		5.65		2.13		6.66	
CGOSP-15-S-20250812	C57173	2.7		1.57		5.7		2.22		7.51	
CGOSP-16-S-20250812	B52747	6.07		1.83		6.86		2.56		11.8	
CGOSP-17-S-20250812	C43587	4.77		1.8		6.26		2.45		9.99	
CGOSP-18-S-20250812	C55306	11.8		2.72		10.6		3.79		20.4	
CGOSP-1-S-20250826	C60301	4.11		1.93		6.45		2.38		10.5	
CGOSP-2-S-20250826	C56787	2.85		1.39		4.63		1.68		7.45	
CGOSP-3-S-20250826	C39228	4.22		1.95		5.27		1.94		9.69	
CGOSP-3-D-20250826	C55438	3.81		2.03		6.62		2.48		10.9	
CGOSP-3-B-20250826	C55681	0.188	ND	0.273	ND	0.273	ND	0.273	ND	0.242	ND
CGOSP-4-S-20250826	B50574	5.3		2.8		8.07		3		13.4	
CGOSP-5-S-20250826	B46929	5.03		2.98		8.76		3.32		13.9	
CGOSP-6-S-20250826	B17557	5.95		3.21		8.64		3.29		13.9	
CGOSP-7-S-20250826	C00581	5.14		2.04		6.02		2.28		12.6	
CGOSP-8-S-20250826	C55454	4.42		1.63		5.32		1.9		12.1	
CGOSP-9-S-20250826	C40547	3.22		1.2		3.92		1.44		8.8	
CGOSP-9-D-20250826	C57536	3.28		1.31		4.49		1.65		9.01	
CGOSP-9-B-20250826	B14168	0.188	ND	0.273	ND	0.273	ND	0.273	ND	0.242	ND
CGOSP-10-S-20250826	C61650	2.15		0.991		3.43		1.3		5.74	

CITGO SOUTH PORTLAND MAINE TERMINAL FENCELINE MONITORING

Flags:		
	ND	The analyte was not present above the Method Detection Limit
	J	Estimated Value - The analyte was detected between the Method Detection Limit and Reporting Limit
	E	Concentration exceeds the calibration range. The analyte result is an estimated value
	P	Field duplicate(s) exceed 30%RPD
	I	Internal Standard recovery is outside acceptance limits
	Fe	Field Error. See report narrative for details

Sample Code	Tube ID	Benzene		Ethylbenzene		m-/p-Xylene		o-Xylene		Toluene	
		(ug/m³)	Flag	(ug/m³)	Flag	(ug/m³)	Flag	(ug/m³)	Flag	(ug/m³)	Flag
CGOSP-11-S-20250826	B48626	3.04		1.1		3.2		1.21		6.89	
CGOSP-12-S-20250826	B20256	2.65		1.15		3.07		1.14		5.76	
CGOSP-13-S-20250826	C43585	3.06		1.22		3.73		1.33		6.07	
CGOSP-14-S-20250826	B46953	2.71		1.22		3.53		1.32		6.52	
CGOSP-15-S-20250826	C32839	3.36		1.74		5.04		1.85		8.43	
CGOSP-16-S-20250826	C57095	4.76		1.93		6.58		2.42		11.1	
CGOSP-17-S-20250826	C00774	5.44		1.97		6.23		2.31		11.9	
CGOSP-18-S-20250826	C38878	10.1	Fe	3.12	Fe	10.7	Fe	3.79	Fe	23.3	Fe
CGOSP-1-S-20250909	B19968	3.98	Fe	1.62	Fe	4.07	Fe	1.53	Fe	13.4	Fe
CGOSP-2-S-20250909	C40509	1.56		0.977		2.31		0.836		4.82	
CGOSP-3-S-20250909	C43614	2.35		1.16		2.92		1.11		5.79	
CGOSP-3-D-20250909	C40569	2		1.07		2.85		1.05		5.39	
CGOSP-3-B-20250909	C20547	0.232	J	0.273	ND	0.273	ND	0.273	ND	0.241	ND
CGOSP-4-S-20250909	C38955	2.39		1.21		3.38		1.27		6.21	
CGOSP-5-S-20250909	C57432	2.39		2.09		6		2.25		8.27	
CGOSP-6-S-20250909	C01637	2.14		1.51		4.27		1.65		6.89	
CGOSP-7-S-20250909	C40523	2.2		1.04		2.88		1.06		6.16	
CGOSP-8-S-20250909	C00720	3.44		1.24		3.59		1.3		8.41	
CGOSP-9-S-20250909	C69769	2.14		1.02		3.21		1.21		6.19	
CGOSP-9-D-20250909	C40563	2.24		1.07		2.92		1.08		6.3	
CGOSP-9-B-20250909	C36880	0.187	ND	0.273	ND	0.273	ND	0.273	ND	0.241	ND
CGOSP-10-S-20250909	C55776	2.48		1.01		2.8		1.08		6.36	
CGOSP-11-S-20250909	C56861	2.01		1.11		3.08		1.17		5.96	
CGOSP-12-S-20250909	B37373	2.31		1.34		3.4		1.27		5.56	
CGOSP-13-S-20250909	C69699	1.68		1.54		4.67		1.7		5.92	
CGOSP-14-S-20250909	B49651	2.17		1.51		4.07		1.5		6.68	
CGOSP-15-S-20250909	C17134	2.58		1.2		3.21		1.18		5.66	
CGOSP-16-S-20250909	C38521	2.74		1.06		2.87		1.05		5.99	
CGOSP-17-S-20250909	B15104	2.74		1.06		2.87		1.12		5.71	
CGOSP-18-S-20250909	C55443	3.43		1.23		3.93		1.44		7.62	

CITGO SOUTH PORTLAND MAINE TERMINAL FENCELINE MONITORING

Flags:	ND	The analyte was not present above the Method Detection Limit
`	J	Estimated Value - The analyte was detected between the Method Detection Limit and Reporting Limit
	E	Concentration exceeds the calibration range. The analyte result is an estimated value
	P	Field duplicate(s) exceed 30%RPD
	I	Internal Standard recovery is outside acceptance limits
	Fe	Field Error. See report narrative for details

Sample Code	Tube ID	Benzene		Ethylbenzene		m-/p-Xylene		o-Xylene		Toluene	
		(ug/m³)	Flag	(ug/m³)	Flag	(ug/m³)	Flag	(ug/m³)	Flag	(ug/m³)	Flag
Quarter 3, 2025 Maximum		11.80		111.00		450.00		119.00		23.30	
Quarter 3, 2025 Average		2.98		2.49		8.51		2.82		8.14	
Rolling Annual Maximum		11.80		111.00		450.00		119.00		35.40	
Rolling Annual Average		2.134		4.660		18.655		6.121		8.006	

CITGO SOUTH PORTLAND MAINE TERMINAL FENCELINE MONITORING

SAMPLE ID	SAMPLE LOC.	COMPOUND NAME	SAMPLE TYPE	RESULT 3	RESULT UNITS3	MDL3	MDL UNITS3	LAB FLAGS	DETECT FLAG	SAMPLE START DATE	SAMPLE START TIME	SAMPLE END DATE	SAMPLE END TIME
CGOSP-1-S-20250617	1	Benzene	Sample	2.28	ug/m3	0.186	ug/m3		Y	6/17/2025	09:05	7/1/2025	09:00
CGOSP-1-S-20250617	1	Ethylbenzene	Sample	1.8	ug/m3	0.272	ug/m3		Y	6/17/2025	09:05	7/1/2025	09:00
CGOSP-1-S-20250617	1	m-/p-Xylenes	Sample	4.96	ug/m3	0.272	ug/m3		Y	6/17/2025	09:05	7/1/2025	09:00
CGOSP-1-S-20250617	1	o-Xylene	Sample	1.72	ug/m3	0.272	ug/m3		Y	6/17/2025	09:05	7/1/2025	09:00
CGOSP-1-S-20250617	1	Toluene	Sample	6.98	ug/m3	0.24	ug/m3		Y	6/17/2025	09:05	7/1/2025	09:00
CGOSP-2-S-20250617	2	Benzene	Sample	1.58	ug/m3	0.186	ug/m3		Y	6/17/2025	09:15	7/1/2025	09:10
CGOSP-2-S-20250617	2	Ethylbenzene	Sample	1.37	ug/m3	0.272	ug/m3		Y	6/17/2025	09:15	7/1/2025	09:10
CGOSP-2-S-20250617	2	m-/p-Xylenes	Sample	3.26	ug/m3	0.272	ug/m3		Y	6/17/2025	09:15	7/1/2025	09:10
CGOSP-2-S-20250617	2	o-Xylene	Sample	1.16	ug/m3	0.272	ug/m3		Y	6/17/2025	09:15	7/1/2025	09:10
CGOSP-2-S-20250617	2	Toluene	Sample	4.52	ug/m3	0.24	ug/m3		Y	6/17/2025	09:15	7/1/2025	09:10
CGOSP-3-S-20250617	3	Benzene	Sample	1.66	ug/m3	0.186	ug/m3		Y	6/17/2025	09:30	7/1/2025	09:25
CGOSP-3-S-20250617	3	Ethylbenzene	Sample	1.16	ug/m3	0.272	ug/m3		Y	6/17/2025	09:30	7/1/2025	09:25
CGOSP-3-S-20250617	3	m-/p-Xylenes	Sample	3.18	ug/m3	0.272	ug/m3		Y	6/17/2025	09:30	7/1/2025	09:25
CGOSP-3-S-20250617	3	o-Xylene	Sample	1.24	ug/m3	0.272	ug/m3		Y	6/17/2025	09:30	7/1/2025	09:25
CGOSP-3-S-20250617	3	Toluene	Sample	4.98	ug/m3	0.24	ug/m3		Y	6/17/2025	09:30	7/1/2025	09:25
CGOSP-3-D-20250617	3	Benzene	Duplicate	1.56	ug/m3	0.186	ug/m3		Y	6/17/2025	09:30	7/1/2025	09:25
CGOSP-3-D-20250617	3	Ethylbenzene	Duplicate	1.09	ug/m3	0.272	ug/m3		Y	6/17/2025	09:30	7/1/2025	09:25
CGOSP-3-D-20250617	3	m-/p-Xylenes	Duplicate	3.62	ug/m3	0.272	ug/m3		Y	6/17/2025	09:30	7/1/2025	09:25
CGOSP-3-D-20250617	3	o-Xylene	Duplicate	1.45	ug/m3	0.272	ug/m3		Y	6/17/2025	09:30	7/1/2025	09:25
CGOSP-3-D-20250617	3	Toluene	Duplicate	5.21	ug/m3	0.24	ug/m3		Y	6/17/2025	09:30	7/1/2025	09:25
CGOSP-3-B-20250617	3	Benzene	Blank	<0.186	ug/m3	0.186	ug/m3	ND	N	6/17/2025	09:30	7/1/2025	09:25
CGOSP-3-B-20250617	3	Ethylbenzene	Blank	<0.272	ug/m3	0.272	ug/m3	ND	N	6/17/2025	09:30	7/1/2025	09:25
CGOSP-3-B-20250617	3	m-/p-Xylenes	Blank	<0.272	ug/m3	0.272	ug/m3	ND	N	6/17/2025	09:30	7/1/2025	09:25
CGOSP-3-B-20250617	3	o-Xylene	Blank	<0.272	ug/m3	0.272	ug/m3	ND	N	6/17/2025	09:30	7/1/2025	09:25
CGOSP-3-B-20250617	3	Toluene	Blank	<0.24	ug/m3	0.24	ug/m3	ND	N	6/17/2025	09:30	7/1/2025	09:25
CGOSP-4-S-20250617	4	Benzene	Sample	2.28	ug/m3	0.186	ug/m3		Y	6/17/2025	09:40	7/1/2025	09:35
CGOSP-4-S-20250617	4	Ethylbenzene	Sample	1.44	ug/m3	0.272	ug/m3		Y	6/17/2025	09:40	7/1/2025	09:35
CGOSP-4-S-20250617	4	m-/p-Xylenes	Sample	4.37	ug/m3	0.272	ug/m3		Y	6/17/2025	09:40	7/1/2025	09:35
CGOSP-4-S-20250617	4	o-Xylene	Sample	1.62	ug/m3	0.272	ug/m3		Y	6/17/2025	09:40	7/1/2025	09:35

CITGO SOUTH PORTLAND MAINE TERMINAL FENCELINE MONITORING

SAMPLE ID	SAMPLE LOC.	COMPOUND NAME	SAMPLE TYPE	RESULT 3	RESULT UNITS3	MDL3	MDL UNITS3	LAB FLAGS	DETECT FLAG	SAMPLE START DATE	SAMPLE START TIME	SAMPLE END DATE	SAMPLE END TIME
CGOSP-4-S-20250617	4	Toluene	Sample	6.78	ug/m3	0.24	ug/m3		Y	6/17/2025	09:40	7/1/2025	09:35
CGOSP-5-S-20250617	5	Benzene	Sample	1.63	ug/m3	0.186	ug/m3	I	Y	6/17/2025	09:50	7/1/2025	09:45
CGOSP-5-S-20250617	5	Ethylbenzene	Sample	1.33	ug/m3	0.272	ug/m3	I	Y	6/17/2025	09:50	7/1/2025	09:45
CGOSP-5-S-20250617	5	m-/p-Xylenes	Sample	4.03	ug/m3	0.272	ug/m3	I	Y	6/17/2025	09:50	7/1/2025	09:45
CGOSP-5-S-20250617	5	o-Xylene	Sample	1.54	ug/m3	0.272	ug/m3	I	Y	6/17/2025	09:50	7/1/2025	09:45
CGOSP-5-S-20250617	5	Toluene	Sample	5.66	ug/m3	0.24	ug/m3	I	Y	6/17/2025	09:50	7/1/2025	09:45
CGOSP-6-S-20250617	6	Benzene	Sample	2.26	ug/m3	0.186	ug/m3		Y	6/17/2025	10:00	7/1/2025	09:55
CGOSP-6-S-20250617	6	Ethylbenzene	Sample	2.22	ug/m3	0.272	ug/m3		Y	6/17/2025	10:00	7/1/2025	09:55
CGOSP-6-S-20250617	6	m-/p-Xylenes	Sample	6.6	ug/m3	0.272	ug/m3		Y	6/17/2025	10:00	7/1/2025	09:55
CGOSP-6-S-20250617	6	o-Xylene	Sample	2.41	ug/m3	0.272	ug/m3		Y	6/17/2025	10:00	7/1/2025	09:55
CGOSP-6-S-20250617	6	Toluene	Sample	8.89	ug/m3	0.24	ug/m3		Y	6/17/2025	10:00	7/1/2025	09:55
CGOSP-7-S-20250617	7	Benzene	Sample	2.1	ug/m3	0.186	ug/m3		Y	6/17/2025	10:10	7/1/2025	10:05
CGOSP-7-S-20250617	7	Ethylbenzene	Sample	1.66	ug/m3	0.272	ug/m3		Y	6/17/2025	10:10	7/1/2025	10:05
CGOSP-7-S-20250617	7	m-/p-Xylenes	Sample	5.24	ug/m3	0.272	ug/m3		Y	6/17/2025	10:10	7/1/2025	10:05
CGOSP-7-S-20250617	7	o-Xylene	Sample	2.03	ug/m3	0.272	ug/m3		Y	6/17/2025	10:10	7/1/2025	10:05
CGOSP-7-S-20250617	7	Toluene	Sample	7.45	ug/m3	0.24	ug/m3		Y	6/17/2025	10:10	7/1/2025	10:05
CGOSP-8-S-20250617	8	Benzene	Sample	2.17	ug/m3	0.186	ug/m3		Y	6/17/2025	10:20	7/1/2025	10:15
CGOSP-8-S-20250617	8	Ethylbenzene	Sample	1.96	ug/m3	0.272	ug/m3		Y	6/17/2025	10:20	7/1/2025	10:15
CGOSP-8-S-20250617	8	m-/p-Xylenes	Sample	6.74	ug/m3	0.272	ug/m3		Y	6/17/2025	10:20	7/1/2025	10:15
CGOSP-8-S-20250617	8	o-Xylene	Sample	2.4	ug/m3	0.272	ug/m3		Y	6/17/2025	10:20	7/1/2025	10:15
CGOSP-8-S-20250617	8	Toluene	Sample	7.94	ug/m3	0.24	ug/m3		Y	6/17/2025	10:20	7/1/2025	10:15
CGOSP-9-S-20250617	9	Benzene	Sample	2.01	ug/m3	0.186	ug/m3		Y	6/17/2025	10:30	7/1/2025	10:25
CGOSP-9-S-20250617	9	Ethylbenzene	Sample	1.28	ug/m3	0.272	ug/m3		Y	6/17/2025	10:30	7/1/2025	10:25
CGOSP-9-S-20250617	9	m-/p-Xylenes	Sample	4.56	ug/m3	0.272	ug/m3		Y	6/17/2025	10:30	7/1/2025	10:25
CGOSP-9-S-20250617	9	o-Xylene	Sample	1.65	ug/m3	0.272	ug/m3		Y	6/17/2025	10:30	7/1/2025	10:25
CGOSP-9-S-20250617	9	Toluene	Sample	7.55	ug/m3	0.24	ug/m3		Y	6/17/2025	10:30	7/1/2025	10:25
CGOSP-9-D-20250617	9	Benzene	Duplicate	2.33	ug/m3	0.186	ug/m3		Y	6/17/2025	10:30	7/1/2025	10:25
CGOSP-9-D-20250617	9	Ethylbenzene	Duplicate	1.37	ug/m3	0.272	ug/m3		Y	6/17/2025	10:30	7/1/2025	10:25
CGOSP-9-D-20250617	9	m-/p-Xylenes	Duplicate	4.39	ug/m3	0.272	ug/m3		Y	6/17/2025	10:30	7/1/2025	10:25

CITGO SOUTH PORTLAND MAINE TERMINAL FENCELINE MONITORING

SAMPLE ID	SAMPLE LOC.	COMPOUND NAME	SAMPLE TYPE	RESULT 3	RESULT UNITS3	MDL3	MDL UNITS3	LAB FLAGS	DETECT FLAG	SAMPLE START DATE	SAMPLE START TIME	SAMPLE END DATE	SAMPLE END TIME
CGOSP-9-D-20250617	9	o-Xylene	Duplicate	1.75	ug/m3	0.272	ug/m3		Y	6/17/2025	10:30	7/1/2025	10:25
CGOSP-9-D-20250617	9	Toluene	Duplicate	8.03	ug/m3	0.24	ug/m3		Y	6/17/2025	10:30	7/1/2025	10:25
CGOSP-9-B-20250617	9	Benzene	Blank	<0.186	ug/m3	0.186	ug/m3	ND	N	6/17/2025	10:30	7/1/2025	10:25
CGOSP-9-B-20250617	9	Ethylbenzene	Blank	<0.272	ug/m3	0.272	ug/m3	ND	N	6/17/2025	10:30	7/1/2025	10:25
CGOSP-9-B-20250617	9	m-/p-Xylenes	Blank	<0.272	ug/m3	0.272	ug/m3	ND	N	6/17/2025	10:30	7/1/2025	10:25
CGOSP-9-B-20250617	9	o-Xylene	Blank	<0.272	ug/m3	0.272	ug/m3	ND	N	6/17/2025	10:30	7/1/2025	10:25
CGOSP-9-B-20250617	9	Toluene	Blank	<0.24	ug/m3	0.24	ug/m3	ND	N	6/17/2025	10:30	7/1/2025	10:25
CGOSP-10-S-20250617	10	Benzene	Sample	1.46	ug/m3	0.186	ug/m3		Y	6/17/2025	10:40	7/1/2025	10:40
CGOSP-10-S-20250617	10	Ethylbenzene	Sample	1.02	ug/m3	0.272	ug/m3		Y	6/17/2025	10:40	7/1/2025	10:40
CGOSP-10-S-20250617	10	m-/p-Xylenes	Sample	3.2	ug/m3	0.272	ug/m3		Y	6/17/2025	10:40	7/1/2025	10:40
CGOSP-10-S-20250617	10	o-Xylene	Sample	1.21	ug/m3	0.272	ug/m3		Y	6/17/2025	10:40	7/1/2025	10:40
CGOSP-10-S-20250617	10	Toluene	Sample	4.92	ug/m3	0.24	ug/m3		Y	6/17/2025	10:40	7/1/2025	10:40
CGOSP-11-S-20250617	11	Benzene	Sample	1.83	ug/m3	0.186	ug/m3		Y	6/17/2025	10:50	7/1/2025	10:50
CGOSP-11-S-20250617	11	Ethylbenzene	Sample	1.34	ug/m3	0.272	ug/m3		Y	6/17/2025	10:50	7/1/2025	10:50
CGOSP-11-S-20250617	11	m-/p-Xylenes	Sample	4.09	ug/m3	0.272	ug/m3		Y	6/17/2025	10:50	7/1/2025	10:50
CGOSP-11-S-20250617	11	o-Xylene	Sample	1.57	ug/m3	0.272	ug/m3		Y	6/17/2025	10:50	7/1/2025	10:50
CGOSP-11-S-20250617	11	Toluene	Sample	6.5	ug/m3	0.24	ug/m3		Y	6/17/2025	10:50	7/1/2025	10:50
CGOSP-12-S-20250617	12	Benzene	Sample	0.976	ug/m3	0.186	ug/m3	I	Y	6/17/2025	11:00	7/1/2025	11:00
CGOSP-12-S-20250617	12	Ethylbenzene	Sample	0.604	ug/m3	0.272	ug/m3	I	Y	6/17/2025	11:00	7/1/2025	11:00
CGOSP-12-S-20250617	12	m-/p-Xylenes	Sample	2.11	ug/m3	0.272	ug/m3	I	Y	6/17/2025	11:00	7/1/2025	11:00
CGOSP-12-S-20250617	12	o-Xylene	Sample	0.773	ug/m3	0.272	ug/m3	I	Y	6/17/2025	11:00	7/1/2025	11:00
CGOSP-12-S-20250617	12	Toluene	Sample	3.36	ug/m3	0.24	ug/m3	I	Y	6/17/2025	11:00	7/1/2025	11:00
CGOSP-13-S-20250617	13	Benzene	Sample	1.28	ug/m3	0.186	ug/m3		Y	6/17/2025	11:10	7/1/2025	11:10
CGOSP-13-S-20250617	13	Ethylbenzene	Sample	1.21	ug/m3	0.272	ug/m3		Y	6/17/2025	11:10	7/1/2025	11:10
CGOSP-13-S-20250617	13	m-/p-Xylenes	Sample	3.75	ug/m3	0.272	ug/m3		Y	6/17/2025	11:10	7/1/2025	11:10
CGOSP-13-S-20250617	13	o-Xylene	Sample	1.39	ug/m3	0.272	ug/m3		Y	6/17/2025	11:10	7/1/2025	11:10
CGOSP-13-S-20250617	13	Toluene	Sample	4.3	ug/m3	0.24	ug/m3		Y	6/17/2025	11:10	7/1/2025	11:10
CGOSP-14-S-20250617	14	Benzene	Sample	1.36	ug/m3	0.186	ug/m3		Y	6/17/2025	11:20	7/1/2025	11:20
CGOSP-14-S-20250617	14	Ethylbenzene	Sample	1.09	ug/m3	0.272	ug/m3		Y	6/17/2025	11:20	7/1/2025	11:20

CITGO SOUTH PORTLAND MAINE TERMINAL FENCELINE MONITORING

SAMPLE ID	SAMPLE LOC.	COMPOUND NAME	SAMPLE TYPE	RESULT 3	RESULT UNITS3	MDL3	MDL UNITS3	LAB FLAGS	DETECT FLAG	SAMPLE START DATE	SAMPLE START TIME	SAMPLE END DATE	SAMPLE END TIME
CGOSP-14-S-20250617	14	m-/p-Xylenes	Sample	3.62	ug/m3	0.272	ug/m3		Y	6/17/2025	11:20	7/1/2025	11:20
CGOSP-14-S-20250617	14	o-Xylene	Sample	1.3	ug/m3	0.272	ug/m3		Y	6/17/2025	11:20	7/1/2025	11:20
CGOSP-14-S-20250617	14	Toluene	Sample	4.53	ug/m3	0.24	ug/m3		Y	6/17/2025	11:20	7/1/2025	11:20
CGOSP-15-S-20250617	15	Benzene	Sample	1.75	ug/m3	0.186	ug/m3		Y	6/17/2025	11:30	7/1/2025	11:30
CGOSP-15-S-20250617	15	Ethylbenzene	Sample	1.46	ug/m3	0.272	ug/m3		Y	6/17/2025	11:30	7/1/2025	11:30
CGOSP-15-S-20250617	15	m-/p-Xylenes	Sample	4.57	ug/m3	0.272	ug/m3		Y	6/17/2025	11:30	7/1/2025	11:30
CGOSP-15-S-20250617	15	o-Xylene	Sample	1.72	ug/m3	0.272	ug/m3		Y	6/17/2025	11:30	7/1/2025	11:30
CGOSP-15-S-20250617	15	Toluene	Sample	6.24	ug/m3	0.24	ug/m3		Y	6/17/2025	11:30	7/1/2025	11:30
CGOSP-16-S-20250617	16	Benzene	Sample	2.35	ug/m3	0.186	ug/m3	I	Y	6/17/2025	11:40	7/1/2025	11:40
CGOSP-16-S-20250617	16	Ethylbenzene	Sample	0.965	ug/m3	0.272	ug/m3	I	Y	6/17/2025	11:40	7/1/2025	11:40
CGOSP-16-S-20250617	16	m-/p-Xylenes	Sample	3.25	ug/m3	0.272	ug/m3	I	Y	6/17/2025	11:40	7/1/2025	11:40
CGOSP-16-S-20250617	16	o-Xylene	Sample	1.26	ug/m3	0.272	ug/m3	I	Y	6/17/2025	11:40	7/1/2025	11:40
CGOSP-16-S-20250617	16	Toluene	Sample	5.36	ug/m3	0.24	ug/m3	I	Y	6/17/2025	11:40	7/1/2025	11:40
CGOSP-17-S-20250617	17	Benzene	Sample	2.78	ug/m3	0.186	ug/m3		Y	6/17/2025	11:50	7/1/2025	11:50
CGOSP-17-S-20250617	17	Ethylbenzene	Sample	1.37	ug/m3	0.272	ug/m3		Y	6/17/2025	11:50	7/1/2025	11:50
CGOSP-17-S-20250617	17	m-/p-Xylenes	Sample	3.9	ug/m3	0.272	ug/m3		Y	6/17/2025	11:50	7/1/2025	11:50
CGOSP-17-S-20250617	17	o-Xylene	Sample	1.42	ug/m3	0.272	ug/m3		Y	6/17/2025	11:50	7/1/2025	11:50
CGOSP-17-S-20250617	17	Toluene	Sample	7.21	ug/m3	0.24	ug/m3		Y	6/17/2025	11:50	7/1/2025	11:50
CGOSP-18-S-20250617	18	Benzene	Sample	5.58	ug/m3	0.186	ug/m3		Y	6/17/2025	12:00	7/1/2025	12:00
CGOSP-18-S-20250617	18	Ethylbenzene	Sample	1.63	ug/m3	0.272	ug/m3		Y	6/17/2025	12:00	7/1/2025	12:00
CGOSP-18-S-20250617	18	m-/p-Xylenes	Sample	5.42	ug/m3	0.272	ug/m3		Y	6/17/2025	12:00	7/1/2025	12:00
CGOSP-18-S-20250617	18	o-Xylene	Sample	2.03	ug/m3	0.272	ug/m3		Y	6/17/2025	12:00	7/1/2025	12:00
CGOSP-18-S-20250617	18	Toluene	Sample	10.9	ug/m3	0.24	ug/m3		Y	6/17/2025	12:00	7/1/2025	12:00
CGOSP-1-S-20250701	1	Benzene	Sample	2.6	ug/m3	0.186	ug/m3		Y	7/1/2025	09:00	7/15/2025	09:20
CGOSP-1-S-20250701	1	Ethylbenzene	Sample	1.71	ug/m3	0.271	ug/m3		Y	7/1/2025	09:00	7/15/2025	09:20
CGOSP-1-S-20250701	1	m-/p-Xylenes	Sample	5.61	ug/m3	0.271	ug/m3		Y	7/1/2025	09:00	7/15/2025	09:20
CGOSP-1-S-20250701	1	o-Xylene	Sample	2.25	ug/m3	0.271	ug/m3		Y	7/1/2025	09:00	7/15/2025	09:20
CGOSP-1-S-20250701	1	Toluene	Sample	9.09	ug/m3	0.24	ug/m3		Y	7/1/2025	09:00	7/15/2025	09:20
CGOSP-2-S-20250701	2	Benzene	Sample	1.41	ug/m3	0.186	ug/m3		Y	7/1/2025	09:10	7/15/2025	09:30

CITGO SOUTH PORTLAND MAINE TERMINAL FENCELINE MONITORING

SAMPLE ID	SAMPLE LOC.	COMPOUND NAME	SAMPLE TYPE	RESULT 3	RESULT UNITS3	MDL3	MDL UNITS3	LAB FLAGS	DETECT FLAG	SAMPLE START DATE	SAMPLE START TIME	SAMPLE END DATE	SAMPLE END TIME
CGOSP-2-S-20250701	2	Ethylbenzene	Sample	0.862	ug/m3	0.271	ug/m3		Y	7/1/2025	09:10	7/15/2025	09:30
CGOSP-2-S-20250701	2	m-/p-Xylenes	Sample	2.56	ug/m3	0.271	ug/m3		Y	7/1/2025	09:10	7/15/2025	09:30
CGOSP-2-S-20250701	2	o-Xylene	Sample	0.989	ug/m3	0.271	ug/m3		Y	7/1/2025	09:10	7/15/2025	09:30
CGOSP-2-S-20250701	2	Toluene	Sample	4.11	ug/m3	0.24	ug/m3		Y	7/1/2025	09:10	7/15/2025	09:30
CGOSP-3-S-20250701	3	Benzene	Sample	1.58	ug/m3	0.186	ug/m3		Y	7/1/2025	09:25	7/15/2025	09:45
CGOSP-3-S-20250701	3	Ethylbenzene	Sample	0.916	ug/m3	0.271	ug/m3		Y	7/1/2025	09:25	7/15/2025	09:45
CGOSP-3-S-20250701	3	m-/p-Xylenes	Sample	3.19	ug/m3	0.271	ug/m3		Y	7/1/2025	09:25	7/15/2025	09:45
CGOSP-3-S-20250701	3	o-Xylene	Sample	1.34	ug/m3	0.271	ug/m3		Y	7/1/2025	09:25	7/15/2025	09:45
CGOSP-3-S-20250701	3	Toluene	Sample	4.48	ug/m3	0.24	ug/m3		Y	7/1/2025	09:25	7/15/2025	09:45
CGOSP-3-D-20250701	3	Benzene	Duplicate	1.7	ug/m3	0.186	ug/m3		Y	7/1/2025	09:25	7/15/2025	09:45
CGOSP-3-D-20250701	3	Ethylbenzene	Duplicate	1.07	ug/m3	0.271	ug/m3		Y	7/1/2025	09:25	7/15/2025	09:45
CGOSP-3-D-20250701	3	m-/p-Xylenes	Duplicate	2.93	ug/m3	0.271	ug/m3		Y	7/1/2025	09:25	7/15/2025	09:45
CGOSP-3-D-20250701	3	o-Xylene	Duplicate	1.22	ug/m3	0.271	ug/m3		Y	7/1/2025	09:25	7/15/2025	09:45
CGOSP-3-D-20250701	3	Toluene	Duplicate	4.9	ug/m3	0.24	ug/m3		Y	7/1/2025	09:25	7/15/2025	09:45
CGOSP-3-B-20250701	3	Benzene	Blank	<0.186	ug/m3	0.186	ug/m3	ND	N	7/1/2025	09:25	7/15/2025	09:45
CGOSP-3-B-20250701	3	Ethylbenzene	Blank	<0.271	ug/m3	0.271	ug/m3	ND	N	7/1/2025	09:25	7/15/2025	09:45
CGOSP-3-B-20250701	3	m-/p-Xylenes	Blank	<0.271	ug/m3	0.271	ug/m3	ND	N	7/1/2025	09:25	7/15/2025	09:45
CGOSP-3-B-20250701	3	o-Xylene	Blank	<0.271	ug/m3	0.271	ug/m3	ND	N	7/1/2025	09:25	7/15/2025	09:45
CGOSP-3-B-20250701	3	Toluene	Blank	<0.24	ug/m3	0.24	ug/m3	ND	N	7/1/2025	09:25	7/15/2025	09:45
CGOSP-4-S-20250701	4	Benzene	Sample	2.12	ug/m3	0.186	ug/m3		Y	7/1/2025	09:35	7/15/2025	09:55
CGOSP-4-S-20250701	4	Ethylbenzene	Sample	1.22	ug/m3	0.271	ug/m3		Y	7/1/2025	09:35	7/15/2025	09:55
CGOSP-4-S-20250701	4	m-/p-Xylenes	Sample	3.49	ug/m3	0.271	ug/m3		Y	7/1/2025	09:35	7/15/2025	09:55
CGOSP-4-S-20250701	4	o-Xylene	Sample	1.26	ug/m3	0.271	ug/m3		Y	7/1/2025	09:35	7/15/2025	09:55
CGOSP-4-S-20250701	4	Toluene	Sample	6.03	ug/m3	0.24	ug/m3		Y	7/1/2025	09:35	7/15/2025	09:55
CGOSP-5-S-20250701	5	Benzene	Sample	2.12	ug/m3	0.186	ug/m3		Y	7/1/2025	09:45	7/15/2025	10:05
CGOSP-5-S-20250701	5	Ethylbenzene	Sample	1.51	ug/m3	0.271	ug/m3		Y	7/1/2025	09:45	7/15/2025	10:05
CGOSP-5-S-20250701	5	m-/p-Xylenes	Sample	4.52	ug/m3	0.271	ug/m3		Y	7/1/2025	09:45	7/15/2025	10:05
CGOSP-5-S-20250701	5	o-Xylene	Sample	1.77	ug/m3	0.271	ug/m3		Y	7/1/2025	09:45	7/15/2025	10:05
CGOSP-5-S-20250701	5	Toluene	Sample	6.62	ug/m3	0.24	ug/m3		Y	7/1/2025	09:45	7/15/2025	10:05

CITGO SOUTH PORTLAND MAINE TERMINAL FENCELINE MONITORING

SAMPLE ID	SAMPLE LOC.	COMPOUND NAME	SAMPLE TYPE	RESULT 3	RESULT UNITS3	MDL3	MDL UNITS3	LAB FLAGS	DETECT FLAG	SAMPLE START DATE	SAMPLE START TIME	SAMPLE END DATE	SAMPLE END TIME
CGOSP-6-S-20250701	6	Benzene	Sample	2.11	ug/m3	0.186	ug/m3		Y	7/1/2025	09:55	7/15/2025	10:15
CGOSP-6-S-20250701	6	Ethylbenzene	Sample	1.35	ug/m3	0.271	ug/m3		Y	7/1/2025	09:55	7/15/2025	10:15
CGOSP-6-S-20250701	6	m-/p-Xylenes	Sample	3.93	ug/m3	0.271	ug/m3		Y	7/1/2025	09:55	7/15/2025	10:15
CGOSP-6-S-20250701	6	o-Xylene	Sample	1.64	ug/m3	0.271	ug/m3		Y	7/1/2025	09:55	7/15/2025	10:15
CGOSP-6-S-20250701	6	Toluene	Sample	6.83	ug/m3	0.24	ug/m3		Y	7/1/2025	09:55	7/15/2025	10:15
CGOSP-7-S-20250701	7	Benzene	Sample	2.31	ug/m3	0.186	ug/m3		Y	7/1/2025	10:05	7/15/2025	10:25
CGOSP-7-S-20250701	7	Ethylbenzene	Sample	1.36	ug/m3	0.271	ug/m3		Y	7/1/2025	10:05	7/15/2025	10:25
CGOSP-7-S-20250701	7	m-/p-Xylenes	Sample	4.05	ug/m3	0.271	ug/m3		Y	7/1/2025	10:05	7/15/2025	10:25
CGOSP-7-S-20250701	7	o-Xylene	Sample	1.55	ug/m3	0.271	ug/m3		Y	7/1/2025	10:05	7/15/2025	10:25
CGOSP-7-S-20250701	7	Toluene	Sample	7.4	ug/m3	0.24	ug/m3		Y	7/1/2025	10:05	7/15/2025	10:25
CGOSP-8-S-20250701	8	Benzene	Sample	2.37	ug/m3	0.186	ug/m3		Y	7/1/2025	10:15	7/15/2025	10:35
CGOSP-8-S-20250701	8	Ethylbenzene	Sample	1.28	ug/m3	0.271	ug/m3		Y	7/1/2025	10:15	7/15/2025	10:35
CGOSP-8-S-20250701	8	m-/p-Xylenes	Sample	3.8	ug/m3	0.271	ug/m3		Y	7/1/2025	10:15	7/15/2025	10:35
CGOSP-8-S-20250701	8	o-Xylene	Sample	1.44	ug/m3	0.271	ug/m3		Y	7/1/2025	10:15	7/15/2025	10:35
CGOSP-8-S-20250701	8	Toluene	Sample	7.57	ug/m3	0.24	ug/m3		Y	7/1/2025	10:15	7/15/2025	10:35
CGOSP-9-S-20250701	9	Benzene	Sample	1.88	ug/m3	0.186	ug/m3		Y	7/1/2025	10:25	7/15/2025	10:50
CGOSP-9-S-20250701	9	Ethylbenzene	Sample	0.878	ug/m3	0.271	ug/m3		Y	7/1/2025	10:25	7/15/2025	10:50
CGOSP-9-S-20250701	9	m-/p-Xylenes	Sample	2.54	ug/m3	0.271	ug/m3		Y	7/1/2025	10:25	7/15/2025	10:50
CGOSP-9-S-20250701	9	o-Xylene	Sample	1	ug/m3	0.271	ug/m3		Y	7/1/2025	10:25	7/15/2025	10:50
CGOSP-9-S-20250701	9	Toluene	Sample	5.46	ug/m3	0.24	ug/m3		Y	7/1/2025	10:25	7/15/2025	10:50
CGOSP-9-D-20250701	9	Benzene	Duplicate	1.82	ug/m3	0.186	ug/m3		Y	7/1/2025	10:25	7/15/2025	10:50
CGOSP-9-D-20250701	9	Ethylbenzene	Duplicate	0.846	ug/m3	0.271	ug/m3		Y	7/1/2025	10:25	7/15/2025	10:50
CGOSP-9-D-20250701	9	m-/p-Xylenes	Duplicate	2.48	ug/m3	0.271	ug/m3		Y	7/1/2025	10:25	7/15/2025	10:50
CGOSP-9-D-20250701	9	o-Xylene	Duplicate	0.909	ug/m3	0.271	ug/m3		Y	7/1/2025	10:25	7/15/2025	10:50
CGOSP-9-D-20250701	9	Toluene	Duplicate	5.14	ug/m3	0.24	ug/m3		Y	7/1/2025	10:25	7/15/2025	10:50
CGOSP-9-B-20250701	9	Benzene	Blank	<0.186	ug/m3	0.186	ug/m3	ND	N	7/1/2025	10:25	7/15/2025	10:50
CGOSP-9-B-20250701	9	Ethylbenzene	Blank	<0.271	ug/m3	0.271	ug/m3	ND	N	7/1/2025	10:25	7/15/2025	10:50
CGOSP-9-B-20250701	9	m-/p-Xylenes	Blank	<0.271	ug/m3	0.271	ug/m3	ND	N	7/1/2025	10:25	7/15/2025	10:50
CGOSP-9-B-20250701	9	o-Xylene	Blank	<0.271	ug/m3	0.271	ug/m3	ND	N	7/1/2025	10:25	7/15/2025	10:50

CITGO SOUTH PORTLAND MAINE TERMINAL FENCELINE MONITORING

SAMPLE ID	SAMPLE LOC.	COMPOUND NAME	SAMPLE TYPE	RESULT 3	RESULT UNITS3	MDL3	MDL UNITS3	LAB FLAGS	DETECT FLAG	SAMPLE START DATE	SAMPLE START TIME	SAMPLE END DATE	SAMPLE END TIME
CGOSP-9-B-20250701	9	Toluene	Blank	<0.24	ug/m3	0.24	ug/m3	ND	N	7/1/2025	10:25	7/15/2025	10:50
CGOSP-10-S-20250701	10	Benzene	Sample	1.44	ug/m3	0.186	ug/m3		Y	7/1/2025	10:40	7/15/2025	11:00
CGOSP-10-S-20250701	10	Ethylbenzene	Sample	0.631	ug/m3	0.271	ug/m3		Y	7/1/2025	10:40	7/15/2025	11:00
CGOSP-10-S-20250701	10	m-/p-Xylenes	Sample	2.18	ug/m3	0.271	ug/m3		Y	7/1/2025	10:40	7/15/2025	11:00
CGOSP-10-S-20250701	10	o-Xylene	Sample	0.877	ug/m3	0.271	ug/m3		Y	7/1/2025	10:40	7/15/2025	11:00
CGOSP-10-S-20250701	10	Toluene	Sample	3.69	ug/m3	0.24	ug/m3		Y	7/1/2025	10:40	7/15/2025	11:00
CGOSP-11-S-20250701	11	Benzene	Sample	2.3	ug/m3	0.186	ug/m3		Y	7/1/2025	10:50	7/15/2025	11:10
CGOSP-11-S-20250701	11	Ethylbenzene	Sample	1.01	ug/m3	0.271	ug/m3		Y	7/1/2025	10:50	7/15/2025	11:10
CGOSP-11-S-20250701	11	m-/p-Xylenes	Sample	3.35	ug/m3	0.271	ug/m3		Y	7/1/2025	10:50	7/15/2025	11:10
CGOSP-11-S-20250701	11	o-Xylene	Sample	1.31	ug/m3	0.271	ug/m3		Y	7/1/2025	10:50	7/15/2025	11:10
CGOSP-11-S-20250701	11	Toluene	Sample	7.07	ug/m3	0.24	ug/m3		Y	7/1/2025	10:50	7/15/2025	11:10
CGOSP-12-S-20250701	12	Benzene	Sample	1.62	ug/m3	0.186	ug/m3		Y	7/1/2025	11:00	7/15/2025	11:20
CGOSP-12-S-20250701	12	Ethylbenzene	Sample	0.796	ug/m3	0.271	ug/m3		Y	7/1/2025	11:00	7/15/2025	11:20
CGOSP-12-S-20250701	12	m-/p-Xylenes	Sample	2.53	ug/m3	0.271	ug/m3		Y	7/1/2025	11:00	7/15/2025	11:20
CGOSP-12-S-20250701	12	o-Xylene	Sample	0.965	ug/m3	0.271	ug/m3		Y	7/1/2025	11:00	7/15/2025	11:20
CGOSP-12-S-20250701	12	Toluene	Sample	4.9	ug/m3	0.24	ug/m3		Y	7/1/2025	11:00	7/15/2025	11:20
CGOSP-13-S-20250701	13	Benzene	Sample	1.61	ug/m3	0.186	ug/m3		Y	7/1/2025	11:10	7/15/2025	11:30
CGOSP-13-S-20250701	13	Ethylbenzene	Sample	1.06	ug/m3	0.271	ug/m3		Y	7/1/2025	11:10	7/15/2025	11:30
CGOSP-13-S-20250701	13	m-/p-Xylenes	Sample	3.68	ug/m3	0.271	ug/m3		Y	7/1/2025	11:10	7/15/2025	11:30
CGOSP-13-S-20250701	13	o-Xylene	Sample	1.47	ug/m3	0.271	ug/m3		Y	7/1/2025	11:10	7/15/2025	11:30
CGOSP-13-S-20250701	13	Toluene	Sample	5.34	ug/m3	0.24	ug/m3		Y	7/1/2025	11:10	7/15/2025	11:30
CGOSP-14-S-20250701	14	Benzene	Sample	1.65	ug/m3	0.186	ug/m3		Y	7/1/2025	11:20	7/15/2025	11:40
CGOSP-14-S-20250701	14	Ethylbenzene	Sample	1.32	ug/m3	0.271	ug/m3		Y	7/1/2025	11:20	7/15/2025	11:40
CGOSP-14-S-20250701	14	m-/p-Xylenes	Sample	4.18	ug/m3	0.271	ug/m3		Y	7/1/2025	11:20	7/15/2025	11:40
CGOSP-14-S-20250701	14	o-Xylene	Sample	1.51	ug/m3	0.271	ug/m3		Y	7/1/2025	11:20	7/15/2025	11:40
CGOSP-14-S-20250701	14	Toluene	Sample	5.96	ug/m3	0.24	ug/m3		Y	7/1/2025	11:20	7/15/2025	11:40
CGOSP-15-S-20250701	15	Benzene	Sample	1.95	ug/m3	0.186	ug/m3		Y	7/1/2025	11:30	7/15/2025	11:50
CGOSP-15-S-20250701	15	Ethylbenzene	Sample	1.81	ug/m3	0.271	ug/m3		Y	7/1/2025	11:30	7/15/2025	11:50
CGOSP-15-S-20250701	15	m-/p-Xylenes	Sample	4.55	ug/m3	0.271	ug/m3		Y	7/1/2025	11:30	7/15/2025	11:50

CITGO SOUTH PORTLAND MAINE TERMINAL FENCELINE MONITORING

SAMPLE ID	SAMPLE LOC.	COMPOUND NAME	SAMPLE TYPE	RESULT 3	RESULT UNITS3	MDL3	MDL UNITS3	LAB FLAGS	DETECT FLAG	SAMPLE START DATE	SAMPLE START TIME	SAMPLE END DATE	SAMPLE END TIME
CGOSP-15-S-20250701	15	o-Xylene	Sample	1.79	ug/m3	0.271	ug/m3		Y	7/1/2025	11:30	7/15/2025	11:50
CGOSP-15-S-20250701	15	Toluene	Sample	6.7	ug/m3	0.24	ug/m3		Y	7/1/2025	11:30	7/15/2025	11:50
CGOSP-16-S-20250701	16	Benzene	Sample	4.78	ug/m3	0.186	ug/m3		Y	7/1/2025	11:40	7/15/2025	12:00
CGOSP-16-S-20250701	16	Ethylbenzene	Sample	1.86	ug/m3	0.271	ug/m3		Y	7/1/2025	11:40	7/15/2025	12:00
CGOSP-16-S-20250701	16	m-/p-Xylenes	Sample	6.05	ug/m3	0.271	ug/m3		Y	7/1/2025	11:40	7/15/2025	12:00
CGOSP-16-S-20250701	16	o-Xylene	Sample	2.19	ug/m3	0.271	ug/m3		Y	7/1/2025	11:40	7/15/2025	12:00
CGOSP-16-S-20250701	16	Toluene	Sample	10.8	ug/m3	0.24	ug/m3		Y	7/1/2025	11:40	7/15/2025	12:00
CGOSP-17-S-20250701	17	Benzene	Sample	4.23	ug/m3	0.186	ug/m3		Y	7/1/2025	11:50	7/15/2025	12:10
CGOSP-17-S-20250701	17	Ethylbenzene	Sample	1.57	ug/m3	0.271	ug/m3		Y	7/1/2025	11:50	7/15/2025	12:10
CGOSP-17-S-20250701	17	m-/p-Xylenes	Sample	5.29	ug/m3	0.271	ug/m3		Y	7/1/2025	11:50	7/15/2025	12:10
CGOSP-17-S-20250701	17	o-Xylene	Sample	2.02	ug/m3	0.271	ug/m3		Y	7/1/2025	11:50	7/15/2025	12:10
CGOSP-17-S-20250701	17	Toluene	Sample	9.83	ug/m3	0.24	ug/m3		Y	7/1/2025	11:50	7/15/2025	12:10
CGOSP-18-S-20250701	18	Benzene	Sample	7.48	ug/m3	0.186	ug/m3		Y	7/1/2025	12:00	7/15/2025	12:20
CGOSP-18-S-20250701	18	Ethylbenzene	Sample	2.15	ug/m3	0.271	ug/m3		Y	7/1/2025	12:00	7/15/2025	12:20
CGOSP-18-S-20250701	18	m-/p-Xylenes	Sample	6.54	ug/m3	0.271	ug/m3		Y	7/1/2025	12:00	7/15/2025	12:20
CGOSP-18-S-20250701	18	o-Xylene	Sample	2.51	ug/m3	0.271	ug/m3		Y	7/1/2025	12:00	7/15/2025	12:20
CGOSP-18-S-20250701	18	Toluene	Sample	14.9	ug/m3	0.24	ug/m3		Y	7/1/2025	12:00	7/15/2025	12:20
CGOSP-1-S-20250715	1	Benzene	Sample	2.8	ug/m3	0.186	ug/m3		Y	7/15/2025	09:20	7/29/2025	09:05
CGOSP-1-S-20250715	1	Ethylbenzene	Sample	2.46	ug/m3	0.271	ug/m3	P	Y	7/15/2025	09:20	7/29/2025	09:05
CGOSP-1-S-20250715	1	m-/p-Xylenes	Sample	5.31	ug/m3	0.271	ug/m3		Y	7/15/2025	09:20	7/29/2025	09:05
CGOSP-1-S-20250715	1	o-Xylene	Sample	2.22	ug/m3	0.271	ug/m3		Y	7/15/2025	09:20	7/29/2025	09:05
CGOSP-1-S-20250715	1	Toluene	Sample	8.27	ug/m3	0.24	ug/m3		Y	7/15/2025	09:20	7/29/2025	09:05
CGOSP-2-S-20250715	2	Benzene	Sample	1.85	ug/m3	0.186	ug/m3		Y	7/15/2025	09:30	7/29/2025	09:15
CGOSP-2-S-20250715	2	Ethylbenzene	Sample	1.08	ug/m3	0.271	ug/m3	P	Y	7/15/2025	09:30	7/29/2025	09:15
CGOSP-2-S-20250715	2	m-/p-Xylenes	Sample	3.21	ug/m3	0.271	ug/m3		Y	7/15/2025	09:30	7/29/2025	09:15
CGOSP-2-S-20250715	2	o-Xylene	Sample	1.26	ug/m3	0.271	ug/m3		Y	7/15/2025	09:30	7/29/2025	09:15
CGOSP-2-S-20250715	2	Toluene	Sample	5.06	ug/m3	0.24	ug/m3		Y	7/15/2025	09:30	7/29/2025	09:15
CGOSP-3-S-20250715	3	Benzene	Sample	2.2	ug/m3	0.186	ug/m3		Y	7/15/2025	09:45	7/29/2025	09:30
CGOSP-3-S-20250715	3	Ethylbenzene	Sample	1.91	ug/m3	0.271	ug/m3	P	Y	7/15/2025	09:45	7/29/2025	09:30

CITGO SOUTH PORTLAND MAINE TERMINAL FENCELINE MONITORING

SAMPLE ID	SAMPLE LOC.	COMPOUND NAME	SAMPLE TYPE	RESULT 3	RESULT UNITS3	MDL3	MDL UNITS3	LAB FLAGS	DETECT FLAG	SAMPLE START DATE	SAMPLE START TIME	SAMPLE END DATE	SAMPLE END TIME
CGOSP-3-S-20250715	3	m-/p-Xylenes	Sample	4.38	ug/m3	0.271	ug/m3		Y	7/15/2025	09:45	7/29/2025	09:30
CGOSP-3-S-20250715	3	o-Xylene	Sample	1.85	ug/m3	0.271	ug/m3		Y	7/15/2025	09:45	7/29/2025	09:30
CGOSP-3-S-20250715	3	Toluene	Sample	6.42	ug/m3	0.24	ug/m3		Y	7/15/2025	09:45	7/29/2025	09:30
CGOSP-3-D-20250715	3	Benzene	Duplicate	2.21	ug/m3	0.186	ug/m3		Y	7/15/2025	09:45	7/29/2025	09:30
CGOSP-3-D-20250715	3	Ethylbenzene	Duplicate	1.47	ug/m3	0.271	ug/m3	P	Y	7/15/2025	09:45	7/29/2025	09:30
CGOSP-3-D-20250715	3	m-/p-Xylenes	Duplicate	4.03	ug/m3	0.271	ug/m3		Y	7/15/2025	09:45	7/29/2025	09:30
CGOSP-3-D-20250715	3	o-Xylene	Duplicate	1.68	ug/m3	0.271	ug/m3		Y	7/15/2025	09:45	7/29/2025	09:30
CGOSP-3-D-20250715	3	Toluene	Duplicate	6.25	ug/m3	0.24	ug/m3		Y	7/15/2025	09:45	7/29/2025	09:30
CGOSP-3-B-20250715	3	Benzene	Blank	<0.186	ug/m3	0.186	ug/m3	ND	N	7/15/2025	09:45	7/29/2025	09:30
CGOSP-3-B-20250715	3	Ethylbenzene	Blank	<0.271	ug/m3	0.271	ug/m3	ND,P	N	7/15/2025	09:45	7/29/2025	09:30
CGOSP-3-B-20250715	3	m-/p-Xylenes	Blank	<0.271	ug/m3	0.271	ug/m3	ND	N	7/15/2025	09:45	7/29/2025	09:30
CGOSP-3-B-20250715	3	o-Xylene	Blank	<0.271	ug/m3	0.271	ug/m3	ND	N	7/15/2025	09:45	7/29/2025	09:30
CGOSP-3-B-20250715	3	Toluene	Blank	<0.24	ug/m3	0.24	ug/m3	ND	N	7/15/2025	09:45	7/29/2025	09:30
CGOSP-4-S-20250715	4	Benzene	Sample	2.53	ug/m3	0.186	ug/m3		Y	7/15/2025	09:55	7/29/2025	09:40
CGOSP-4-S-20250715	4	Ethylbenzene	Sample	1.79	ug/m3	0.271	ug/m3	P	Y	7/15/2025	09:55	7/29/2025	09:40
CGOSP-4-S-20250715	4	m-/p-Xylenes	Sample	4.95	ug/m3	0.271	ug/m3		Y	7/15/2025	09:55	7/29/2025	09:40
CGOSP-4-S-20250715	4	o-Xylene	Sample	1.97	ug/m3	0.271	ug/m3		Y	7/15/2025	09:55	7/29/2025	09:40
CGOSP-4-S-20250715	4	Toluene	Sample	7.69	ug/m3	0.24	ug/m3		Y	7/15/2025	09:55	7/29/2025	09:40
CGOSP-5-S-20250715	5	Benzene	Sample	2.83	ug/m3	0.186	ug/m3		Y	7/15/2025	10:05	7/29/2025	09:50
CGOSP-5-S-20250715	5	Ethylbenzene	Sample	2.3	ug/m3	0.271	ug/m3	P	Y	7/15/2025	10:05	7/29/2025	09:50
CGOSP-5-S-20250715	5	m-/p-Xylenes	Sample	6.87	ug/m3	0.271	ug/m3		Y	7/15/2025	10:05	7/29/2025	09:50
CGOSP-5-S-20250715	5	o-Xylene	Sample	2.71	ug/m3	0.271	ug/m3		Y	7/15/2025	10:05	7/29/2025	09:50
CGOSP-5-S-20250715	5	Toluene	Sample	9.61	ug/m3	0.24	ug/m3		Y	7/15/2025	10:05	7/29/2025	09:50
CGOSP-6-S-20250715	6	Benzene	Sample	3.1	ug/m3	0.186	ug/m3		Y	7/15/2025	10:15	7/29/2025	10:00
CGOSP-6-S-20250715	6	Ethylbenzene	Sample	2.46	ug/m3	0.271	ug/m3	P	Y	7/15/2025	10:15	7/29/2025	10:00
CGOSP-6-S-20250715	6	m-/p-Xylenes	Sample	6.56	ug/m3	0.271	ug/m3		Y	7/15/2025	10:15	7/29/2025	10:00
CGOSP-6-S-20250715	6	o-Xylene	Sample	2.58	ug/m3	0.271	ug/m3		Y	7/15/2025	10:15	7/29/2025	10:00
CGOSP-6-S-20250715	6	Toluene	Sample	10.2	ug/m3	0.24	ug/m3		Y	7/15/2025	10:15	7/29/2025	10:00
CGOSP-7-S-20250715	7	Benzene	Sample	3.66	ug/m3	0.186	ug/m3		Y	7/15/2025	10:25	7/29/2025	10:10

CITGO SOUTH PORTLAND MAINE TERMINAL FENCELINE MONITORING

SAMPLE ID	SAMPLE LOC.	COMPOUND NAME	SAMPLE TYPE	RESULT 3	RESULT UNITS3	MDL3	MDL UNITS3	LAB FLAGS	DETECT FLAG	SAMPLE START DATE	SAMPLE START TIME	SAMPLE END DATE	SAMPLE END TIME
CGOSP-7-S-20250715	7	Ethylbenzene	Sample	2.58	ug/m3	0.271	ug/m3	P	Y	7/15/2025	10:25	7/29/2025	10:10
CGOSP-7-S-20250715	7	m-/p-Xylenes	Sample	7.39	ug/m3	0.271	ug/m3		Y	7/15/2025	10:25	7/29/2025	10:10
CGOSP-7-S-20250715	7	o-Xylene	Sample	2.99	ug/m3	0.271	ug/m3		Y	7/15/2025	10:25	7/29/2025	10:10
CGOSP-7-S-20250715	7	Toluene	Sample	12.5	ug/m3	0.24	ug/m3		Y	7/15/2025	10:25	7/29/2025	10:10
CGOSP-8-S-20250715	8	Benzene	Sample	3.79	ug/m3	0.186	ug/m3		Y	7/15/2025	10:35	7/29/2025	10:20
CGOSP-8-S-20250715	8	Ethylbenzene	Sample	2.99	ug/m3	0.271	ug/m3	P	Y	7/15/2025	10:35	7/29/2025	10:20
CGOSP-8-S-20250715	8	m-/p-Xylenes	Sample	7.25	ug/m3	0.271	ug/m3		Y	7/15/2025	10:35	7/29/2025	10:20
CGOSP-8-S-20250715	8	o-Xylene	Sample	2.91	ug/m3	0.271	ug/m3		Y	7/15/2025	10:35	7/29/2025	10:20
CGOSP-8-S-20250715	8	Toluene	Sample	13.7	ug/m3	0.24	ug/m3		Y	7/15/2025	10:35	7/29/2025	10:20
CGOSP-9-S-20250715	9	Benzene	Sample	4.02	ug/m3	0.186	ug/m3		Y	7/15/2025	10:50	7/29/2025	10:30
CGOSP-9-S-20250715	9	Ethylbenzene	Sample	2.3	ug/m3	0.271	ug/m3	P	Y	7/15/2025	10:50	7/29/2025	10:30
CGOSP-9-S-20250715	9	m-/p-Xylenes	Sample	6.92	ug/m3	0.271	ug/m3		Y	7/15/2025	10:50	7/29/2025	10:30
CGOSP-9-S-20250715	9	o-Xylene	Sample	2.82	ug/m3	0.271	ug/m3		Y	7/15/2025	10:50	7/29/2025	10:30
CGOSP-9-S-20250715	9	Toluene	Sample	13.6	ug/m3	0.24	ug/m3		Y	7/15/2025	10:50	7/29/2025	10:30
CGOSP-9-D-20250715	9	Benzene	Duplicate	4.21	ug/m3	0.186	ug/m3		Y	7/15/2025	10:50	7/29/2025	10:30
CGOSP-9-D-20250715	9	Ethylbenzene	Duplicate	3.15	ug/m3	0.271	ug/m3	P	Y	7/15/2025	10:50	7/29/2025	10:30
CGOSP-9-D-20250715	9	m-/p-Xylenes	Duplicate	7.29	ug/m3	0.271	ug/m3		Y	7/15/2025	10:50	7/29/2025	10:30
CGOSP-9-D-20250715	9	o-Xylene	Duplicate	2.98	ug/m3	0.271	ug/m3		Y	7/15/2025	10:50	7/29/2025	10:30
CGOSP-9-D-20250715	9	Toluene	Duplicate	14.8	ug/m3	0.24	ug/m3		Y	7/15/2025	10:50	7/29/2025	10:30
CGOSP-9-B-20250715	9	Benzene	Blank	0.22	ug/m3	0.186	ug/m3	J	Y	7/15/2025	10:50	7/29/2025	10:30
CGOSP-9-B-20250715	9	Ethylbenzene	Blank	<0.271	ug/m3	0.271	ug/m3	ND,P	N	7/15/2025	10:50	7/29/2025	10:30
CGOSP-9-B-20250715	9	m-/p-Xylenes	Blank	<0.271	ug/m3	0.271	ug/m3	ND	N	7/15/2025	10:50	7/29/2025	10:30
CGOSP-9-B-20250715	9	o-Xylene	Blank	<0.271	ug/m3	0.271	ug/m3	ND	N	7/15/2025	10:50	7/29/2025	10:30
CGOSP-9-B-20250715	9	Toluene	Blank	<0.24	ug/m3	0.24	ug/m3	ND	N	7/15/2025	10:50	7/29/2025	10:30
CGOSP-10-S-20250715	10	Benzene	Sample	2.66	ug/m3	0.186	ug/m3		Y	7/15/2025	11:00	7/29/2025	10:40
CGOSP-10-S-20250715	10	Ethylbenzene	Sample	1.96	ug/m3	0.271	ug/m3	P	Y	7/15/2025	11:00	7/29/2025	10:40
CGOSP-10-S-20250715	10	m-/p-Xylenes	Sample	4.77	ug/m3	0.271	ug/m3		Y	7/15/2025	11:00	7/29/2025	10:40
CGOSP-10-S-20250715	10	o-Xylene	Sample	1.97	ug/m3	0.271	ug/m3		Y	7/15/2025	11:00	7/29/2025	10:40
CGOSP-10-S-20250715	10	Toluene	Sample	8.84	ug/m3	0.24	ug/m3		Y	7/15/2025	11:00	7/29/2025	10:40

CITGO SOUTH PORTLAND MAINE TERMINAL FENCELINE MONITORING

SAMPLE ID	SAMPLE LOC.	COMPOUND NAME	SAMPLE TYPE	RESULT 3	RESULT UNITS3	MDL3	MDL UNITS3	LAB FLAGS	DETECT FLAG	SAMPLE START DATE	SAMPLE START TIME	SAMPLE END DATE	SAMPLE END TIME
CGOSP-11-S-20250715	11	Benzene	Sample	2.38	ug/m3	0.186	ug/m3		Y	7/15/2025	11:10	7/29/2025	10:50
CGOSP-11-S-20250715	11	Ethylbenzene	Sample	2.32	ug/m3	0.271	ug/m3	P	Y	7/15/2025	11:10	7/29/2025	10:50
CGOSP-11-S-20250715	11	m-/p-Xylenes	Sample	5.18	ug/m3	0.271	ug/m3		Y	7/15/2025	11:10	7/29/2025	10:50
CGOSP-11-S-20250715	11	o-Xylene	Sample	2.47	ug/m3	0.271	ug/m3		Y	7/15/2025	11:10	7/29/2025	10:50
CGOSP-11-S-20250715	11	Toluene	Sample	7.77	ug/m3	0.24	ug/m3		Y	7/15/2025	11:10	7/29/2025	10:50
CGOSP-12-S-20250715	12	Benzene	Sample	1.95	ug/m3	0.186	ug/m3		Y	7/15/2025	11:20	7/29/2025	11:00
CGOSP-12-S-20250715	12	Ethylbenzene	Sample	1.34	ug/m3	0.271	ug/m3	P	Y	7/15/2025	11:20	7/29/2025	11:00
CGOSP-12-S-20250715	12	m-/p-Xylenes	Sample	3.67	ug/m3	0.271	ug/m3		Y	7/15/2025	11:20	7/29/2025	11:00
CGOSP-12-S-20250715	12	o-Xylene	Sample	1.52	ug/m3	0.271	ug/m3		Y	7/15/2025	11:20	7/29/2025	11:00
CGOSP-12-S-20250715	12	Toluene	Sample	5.88	ug/m3	0.24	ug/m3		Y	7/15/2025	11:20	7/29/2025	11:00
CGOSP-13-S-20250715	13	Benzene	Sample	1.69	ug/m3	0.186	ug/m3		Y	7/15/2025	11:30	7/29/2025	11:10
CGOSP-13-S-20250715	13	Ethylbenzene	Sample	1.16	ug/m3	0.271	ug/m3	P	Y	7/15/2025	11:30	7/29/2025	11:10
CGOSP-13-S-20250715	13	m-/p-Xylenes	Sample	3.45	ug/m3	0.271	ug/m3		Y	7/15/2025	11:30	7/29/2025	11:10
CGOSP-13-S-20250715	13	o-Xylene	Sample	1.31	ug/m3	0.271	ug/m3		Y	7/15/2025	11:30	7/29/2025	11:10
CGOSP-13-S-20250715	13	Toluene	Sample	5.23	ug/m3	0.24	ug/m3		Y	7/15/2025	11:30	7/29/2025	11:10
CGOSP-14-S-20250715	14	Benzene	Sample	1.96	ug/m3	0.186	ug/m3		Y	7/15/2025	11:40	7/29/2025	11:20
CGOSP-14-S-20250715	14	Ethylbenzene	Sample	1.59	ug/m3	0.271	ug/m3	P	Y	7/15/2025	11:40	7/29/2025	11:20
CGOSP-14-S-20250715	14	m-/p-Xylenes	Sample	3.66	ug/m3	0.271	ug/m3		Y	7/15/2025	11:40	7/29/2025	11:20
CGOSP-14-S-20250715	14	o-Xylene	Sample	1.47	ug/m3	0.271	ug/m3		Y	7/15/2025	11:40	7/29/2025	11:20
CGOSP-14-S-20250715	14	Toluene	Sample	6.16	ug/m3	0.24	ug/m3		Y	7/15/2025	11:40	7/29/2025	11:20
CGOSP-15-S-20250715	15	Benzene	Sample	1.79	ug/m3	0.186	ug/m3		Y	7/15/2025	11:50	7/29/2025	11:30
CGOSP-15-S-20250715	15	Ethylbenzene	Sample	1.25	ug/m3	0.271	ug/m3	P	Y	7/15/2025	11:50	7/29/2025	11:30
CGOSP-15-S-20250715	15	m-/p-Xylenes	Sample	3.41	ug/m3	0.271	ug/m3		Y	7/15/2025	11:50	7/29/2025	11:30
CGOSP-15-S-20250715	15	o-Xylene	Sample	1.34	ug/m3	0.271	ug/m3		Y	7/15/2025	11:50	7/29/2025	11:30
CGOSP-15-S-20250715	15	Toluene	Sample	5.6	ug/m3	0.24	ug/m3		Y	7/15/2025	11:50	7/29/2025	11:30
CGOSP-16-S-20250715	16	Benzene	Sample	3.18	ug/m3	0.186	ug/m3		Y	7/15/2025	12:00	7/29/2025	11:40
CGOSP-16-S-20250715	16	Ethylbenzene	Sample	1.3	ug/m3	0.271	ug/m3	P	Y	7/15/2025	12:00	7/29/2025	11:40
CGOSP-16-S-20250715	16	m-/p-Xylenes	Sample	3.43	ug/m3	0.271	ug/m3		Y	7/15/2025	12:00	7/29/2025	11:40
CGOSP-16-S-20250715	16	o-Xylene	Sample	1.31	ug/m3	0.271	ug/m3		Y	7/15/2025	12:00	7/29/2025	11:40

CITGO SOUTH PORTLAND MAINE TERMINAL FENCELINE MONITORING

SAMPLE ID	SAMPLE LOC.	COMPOUND NAME	SAMPLE TYPE	RESULT 3	RESULT UNITS3	MDL3	MDL UNITS3	LAB FLAGS	DETECT FLAG	SAMPLE START DATE	SAMPLE START TIME	SAMPLE END DATE	SAMPLE END TIME
CGOSP-16-S-20250715	16	Toluene	Sample	6.99	ug/m3	0.24	ug/m3		Y	7/15/2025	12:00	7/29/2025	11:40
CGOSP-17-S-20250715	17	Benzene	Sample	2.79	ug/m3	0.186	ug/m3		Y	7/15/2025	12:10	7/29/2025	11:50
CGOSP-17-S-20250715	17	Ethylbenzene	Sample	1.3	ug/m3	0.271	ug/m3	P	Y	7/15/2025	12:10	7/29/2025	11:50
CGOSP-17-S-20250715	17	m-/p-Xylenes	Sample	3.35	ug/m3	0.271	ug/m3		Y	7/15/2025	12:10	7/29/2025	11:50
CGOSP-17-S-20250715	17	o-Xylene	Sample	1.31	ug/m3	0.271	ug/m3		Y	7/15/2025	12:10	7/29/2025	11:50
CGOSP-17-S-20250715	17	Toluene	Sample	6.86	ug/m3	0.24	ug/m3		Y	7/15/2025	12:10	7/29/2025	11:50
CGOSP-18-S-20250715	18	Benzene	Sample	5.53	ug/m3	0.186	ug/m3		Y	7/15/2025	12:20	7/29/2025	12:00
CGOSP-18-S-20250715	18	Ethylbenzene	Sample	1.66	ug/m3	0.271	ug/m3	P	Y	7/15/2025	12:20	7/29/2025	12:00
CGOSP-18-S-20250715	18	m-/p-Xylenes	Sample	4.82	ug/m3	0.271	ug/m3		Y	7/15/2025	12:20	7/29/2025	12:00
CGOSP-18-S-20250715	18	o-Xylene	Sample	1.87	ug/m3	0.271	ug/m3		Y	7/15/2025	12:20	7/29/2025	12:00
CGOSP-18-S-20250715	18	Toluene	Sample	11	ug/m3	0.24	ug/m3		Y	7/15/2025	12:20	7/29/2025	12:00
CGOSP-1-S-20250729	1	Benzene	Sample	2.91	ug/m3	0.186	ug/m3		Y	7/29/2025	09:05	8/12/2025	09:30
CGOSP-1-S-20250729	1	Ethylbenzene	Sample	1.46	ug/m3	0.271	ug/m3		Y	7/29/2025	09:05	8/12/2025	09:30
CGOSP-1-S-20250729	1	m-/p-Xylenes	Sample	4.93	ug/m3	0.271	ug/m3		Y	7/29/2025	09:05	8/12/2025	09:30
CGOSP-1-S-20250729	1	o-Xylene	Sample	1.88	ug/m3	0.271	ug/m3		Y	7/29/2025	09:05	8/12/2025	09:30
CGOSP-1-S-20250729	1	Toluene	Sample	7.35	ug/m3	0.24	ug/m3		Y	7/29/2025	09:05	8/12/2025	09:30
CGOSP-2-S-20250729	2	Benzene	Sample	1.83	ug/m3	0.186	ug/m3		Y	7/29/2025	09:15	8/12/2025	09:40
CGOSP-2-S-20250729	2	Ethylbenzene	Sample	2.89	ug/m3	0.271	ug/m3		Y	7/29/2025	09:15	8/12/2025	09:40
CGOSP-2-S-20250729	2	m-/p-Xylenes	Sample	10.3	ug/m3	0.271	ug/m3		Y	7/29/2025	09:15	8/12/2025	09:40
CGOSP-2-S-20250729	2	o-Xylene	Sample	2.7	ug/m3	0.271	ug/m3		Y	7/29/2025	09:15	8/12/2025	09:40
CGOSP-2-S-20250729	2	Toluene	Sample	5.44	ug/m3	0.24	ug/m3		Y	7/29/2025	09:15	8/12/2025	09:40
CGOSP-3-S-20250729	3	Benzene	Sample	2.15	ug/m3	0.186	ug/m3		Y	7/29/2025	09:30	8/12/2025	09:55
CGOSP-3-S-20250729	3	Ethylbenzene	Sample	1.39	ug/m3	0.271	ug/m3		Y	7/29/2025	09:30	8/12/2025	09:55
CGOSP-3-S-20250729	3	m-/p-Xylenes	Sample	4.48	ug/m3	0.271	ug/m3		Y	7/29/2025	09:30	8/12/2025	09:55
CGOSP-3-S-20250729	3	o-Xylene	Sample	1.58	ug/m3	0.271	ug/m3		Y	7/29/2025	09:30	8/12/2025	09:55
CGOSP-3-S-20250729	3	Toluene	Sample	6.06	ug/m3	0.24	ug/m3		Y	7/29/2025	09:30	8/12/2025	09:55
CGOSP-3-D-20250729	3	Benzene	Duplicate	2.35	ug/m3	0.186	ug/m3		Y	7/29/2025	09:30	8/12/2025	09:55
CGOSP-3-D-20250729	3	Ethylbenzene	Duplicate	1.35	ug/m3	0.271	ug/m3		Y	7/29/2025	09:30	8/12/2025	09:55
CGOSP-3-D-20250729	3	m-/p-Xylenes	Duplicate	4.49	ug/m3	0.271	ug/m3		Y	7/29/2025	09:30	8/12/2025	09:55

CITGO SOUTH PORTLAND MAINE TERMINAL FENCELINE MONITORING

SAMPLE ID	SAMPLE LOC.	COMPOUND NAME	SAMPLE TYPE	RESULT 3	RESULT UNITS3	MDL3	MDL UNITS3	LAB FLAGS	DETECT FLAG	SAMPLE START DATE	SAMPLE START TIME	SAMPLE END DATE	SAMPLE END TIME
CGOSP-3-D-20250729	3	o-Xylene	Duplicate	1.78	ug/m3	0.271	ug/m3		Y	7/29/2025	09:30	8/12/2025	09:55
CGOSP-3-D-20250729	3	Toluene	Duplicate	6.08	ug/m3	0.24	ug/m3		Y	7/29/2025	09:30	8/12/2025	09:55
CGOSP-3-B-20250729	3	Benzene	Blank	<0.186	ug/m3	0.186	ug/m3	ND	N	7/29/2025	09:30	8/12/2025	09:55
CGOSP-3-B-20250729	3	Ethylbenzene	Blank	<0.271	ug/m3	0.271	ug/m3	ND	N	7/29/2025	09:30	8/12/2025	09:55
CGOSP-3-B-20250729	3	m-/p-Xylenes	Blank	<0.271	ug/m3	0.271	ug/m3	ND	N	7/29/2025	09:30	8/12/2025	09:55
CGOSP-3-B-20250729	3	o-Xylene	Blank	<0.271	ug/m3	0.271	ug/m3	ND	N	7/29/2025	09:30	8/12/2025	09:55
CGOSP-3-B-20250729	3	Toluene	Blank	<0.24	ug/m3	0.24	ug/m3	ND	N	7/29/2025	09:30	8/12/2025	09:55
CGOSP-4-S-20250729	4	Benzene	Sample	3.13	ug/m3	0.186	ug/m3		Y	7/29/2025	09:40	8/12/2025	10:05
CGOSP-4-S-20250729	4	Ethylbenzene	Sample	2.03	ug/m3	0.271	ug/m3		Y	7/29/2025	09:40	8/12/2025	10:05
CGOSP-4-S-20250729	4	m-/p-Xylenes	Sample	6.68	ug/m3	0.271	ug/m3		Y	7/29/2025	09:40	8/12/2025	10:05
CGOSP-4-S-20250729	4	o-Xylene	Sample	2.59	ug/m3	0.271	ug/m3		Y	7/29/2025	09:40	8/12/2025	10:05
CGOSP-4-S-20250729	4	Toluene	Sample	9.03	ug/m3	0.24	ug/m3		Y	7/29/2025	09:40	8/12/2025	10:05
CGOSP-5-S-20250729	5	Benzene	Sample	3.02	ug/m3	0.186	ug/m3		Y	7/29/2025	09:50	8/12/2025	10:15
CGOSP-5-S-20250729	5	Ethylbenzene	Sample	2.72	ug/m3	0.271	ug/m3		Y	7/29/2025	09:50	8/12/2025	10:15
CGOSP-5-S-20250729	5	m-/p-Xylenes	Sample	8.36	ug/m3	0.271	ug/m3		Y	7/29/2025	09:50	8/12/2025	10:15
CGOSP-5-S-20250729	5	o-Xylene	Sample	3.23	ug/m3	0.271	ug/m3		Y	7/29/2025	09:50	8/12/2025	10:15
CGOSP-5-S-20250729	5	Toluene	Sample	10.5	ug/m3	0.24	ug/m3		Y	7/29/2025	09:50	8/12/2025	10:15
CGOSP-6-S-20250729	6	Benzene	Sample	3.47	ug/m3	0.186	ug/m3		Y	7/29/2025	10:00	8/12/2025	10:25
CGOSP-6-S-20250729	6	Ethylbenzene	Sample	3.1	ug/m3	0.271	ug/m3		Y	7/29/2025	10:00	8/12/2025	10:25
CGOSP-6-S-20250729	6	m-/p-Xylenes	Sample	9.48	ug/m3	0.271	ug/m3		Y	7/29/2025	10:00	8/12/2025	10:25
CGOSP-6-S-20250729	6	o-Xylene	Sample	3.58	ug/m3	0.271	ug/m3		Y	7/29/2025	10:00	8/12/2025	10:25
CGOSP-6-S-20250729	6	Toluene	Sample	11.3	ug/m3	0.24	ug/m3		Y	7/29/2025	10:00	8/12/2025	10:25
CGOSP-7-S-20250729	7	Benzene	Sample	3.6	ug/m3	0.186	ug/m3		Y	7/29/2025	10:10	8/12/2025	10:35
CGOSP-7-S-20250729	7	Ethylbenzene	Sample	2.25	ug/m3	0.271	ug/m3		Y	7/29/2025	10:10	8/12/2025	10:35
CGOSP-7-S-20250729	7	m-/p-Xylenes	Sample	7.41	ug/m3	0.271	ug/m3		Y	7/29/2025	10:10	8/12/2025	10:35
CGOSP-7-S-20250729	7	o-Xylene	Sample	2.85	ug/m3	0.271	ug/m3		Y	7/29/2025	10:10	8/12/2025	10:35
CGOSP-7-S-20250729	7	Toluene	Sample	11.4	ug/m3	0.24	ug/m3		Y	7/29/2025	10:10	8/12/2025	10:35
CGOSP-8-S-20250729	8	Benzene	Sample	4.18	ug/m3	0.186	ug/m3		Y	7/29/2025	10:20	8/12/2025	10:45
CGOSP-8-S-20250729	8	Ethylbenzene	Sample	2.11	ug/m3	0.271	ug/m3		Y	7/29/2025	10:20	8/12/2025	10:45

CITGO SOUTH PORTLAND MAINE TERMINAL FENCELINE MONITORING

SAMPLE ID	SAMPLE LOC.	COMPOUND NAME	SAMPLE TYPE	RESULT 3	RESULT UNITS3	MDL3	MDL UNITS3	LAB FLAGS	DETECT FLAG	SAMPLE START DATE	SAMPLE START TIME	SAMPLE END DATE	SAMPLE END TIME
CGOSP-8-S-20250729	8	m-/p-Xylenes	Sample	7.72	ug/m3	0.271	ug/m3		Y	7/29/2025	10:20	8/12/2025	10:45
CGOSP-8-S-20250729	8	o-Xylene	Sample	2.89	ug/m3	0.271	ug/m3		Y	7/29/2025	10:20	8/12/2025	10:45
CGOSP-8-S-20250729	8	Toluene	Sample	13.7	ug/m3	0.24	ug/m3		Y	7/29/2025	10:20	8/12/2025	10:45
CGOSP-9-S-20250729	9	Benzene	Sample	3.17	ug/m3	0.186	ug/m3		Y	7/29/2025	10:30	8/12/2025	11:00
CGOSP-9-S-20250729	9	Ethylbenzene	Sample	1.52	ug/m3	0.271	ug/m3		Y	7/29/2025	10:30	8/12/2025	11:00
CGOSP-9-S-20250729	9	m-/p-Xylenes	Sample	5.46	ug/m3	0.271	ug/m3		Y	7/29/2025	10:30	8/12/2025	11:00
CGOSP-9-S-20250729	9	o-Xylene	Sample	2	ug/m3	0.271	ug/m3		Y	7/29/2025	10:30	8/12/2025	11:00
CGOSP-9-S-20250729	9	Toluene	Sample	9.74	ug/m3	0.24	ug/m3		Y	7/29/2025	10:30	8/12/2025	11:00
CGOSP-9-D-20250729	9	Benzene	Duplicate	3.29	ug/m3	0.186	ug/m3		Y	7/29/2025	10:30	8/12/2025	11:00
CGOSP-9-D-20250729	9	Ethylbenzene	Duplicate	1.74	ug/m3	0.271	ug/m3		Y	7/29/2025	10:30	8/12/2025	11:00
CGOSP-9-D-20250729	9	m-/p-Xylenes	Duplicate	5.98	ug/m3	0.271	ug/m3		Y	7/29/2025	10:30	8/12/2025	11:00
CGOSP-9-D-20250729	9	o-Xylene	Duplicate	2.27	ug/m3	0.271	ug/m3		Y	7/29/2025	10:30	8/12/2025	11:00
CGOSP-9-D-20250729	9	Toluene	Duplicate	10.3	ug/m3	0.24	ug/m3		Y	7/29/2025	10:30	8/12/2025	11:00
CGOSP-9-B-20250729	9	Benzene	Blank	<0.186	ug/m3	0.186	ug/m3	ND	N	7/29/2025	10:30	8/12/2025	11:00
CGOSP-9-B-20250729	9	Ethylbenzene	Blank	<0.271	ug/m3	0.271	ug/m3	ND	N	7/29/2025	10:30	8/12/2025	11:00
CGOSP-9-B-20250729	9	m-/p-Xylenes	Blank	<0.271	ug/m3	0.271	ug/m3	ND	N	7/29/2025	10:30	8/12/2025	11:00
CGOSP-9-B-20250729	9	o-Xylene	Blank	<0.271	ug/m3	0.271	ug/m3	ND	N	7/29/2025	10:30	8/12/2025	11:00
CGOSP-9-B-20250729	9	Toluene	Blank	<0.24	ug/m3	0.24	ug/m3	ND	N	7/29/2025	10:30	8/12/2025	11:00
CGOSP-10-S-20250729	10	Benzene	Sample	2.09	ug/m3	0.186	ug/m3		Y	7/29/2025	10:40	8/12/2025	11:10
CGOSP-10-S-20250729	10	Ethylbenzene	Sample	1.25	ug/m3	0.271	ug/m3		Y	7/29/2025	10:40	8/12/2025	11:10
CGOSP-10-S-20250729	10	m-/p-Xylenes	Sample	3.87	ug/m3	0.271	ug/m3		Y	7/29/2025	10:40	8/12/2025	11:10
CGOSP-10-S-20250729	10	o-Xylene	Sample	1.42	ug/m3	0.271	ug/m3		Y	7/29/2025	10:40	8/12/2025	11:10
CGOSP-10-S-20250729	10	Toluene	Sample	6.42	ug/m3	0.24	ug/m3		Y	7/29/2025	10:40	8/12/2025	11:10
CGOSP-11-S-20250729	11	Benzene	Sample	2.45	ug/m3	0.186	ug/m3		Y	7/29/2025	10:50	8/12/2025	11:20
CGOSP-11-S-20250729	11	Ethylbenzene	Sample	1.34	ug/m3	0.271	ug/m3		Y	7/29/2025	10:50	8/12/2025	11:20
CGOSP-11-S-20250729	11	m-/p-Xylenes	Sample	4.82	ug/m3	0.271	ug/m3		Y	7/29/2025	10:50	8/12/2025	11:20
CGOSP-11-S-20250729	11	o-Xylene	Sample	1.8	ug/m3	0.271	ug/m3		Y	7/29/2025	10:50	8/12/2025	11:20
CGOSP-11-S-20250729	11	Toluene	Sample	7.58	ug/m3	0.24	ug/m3		Y	7/29/2025	10:50	8/12/2025	11:20
CGOSP-12-S-20250729	12	Benzene	Sample	1.77	ug/m3	0.186	ug/m3		Y	7/29/2025	11:00	8/12/2025	11:30

CITGO SOUTH PORTLAND MAINE TERMINAL FENCELINE MONITORING

SAMPLE ID	SAMPLE LOC.	COMPOUND NAME	SAMPLE TYPE	RESULT 3	RESULT UNITS3	MDL3	MDL UNITS3	LAB FLAGS	DETECT FLAG	SAMPLE START DATE	SAMPLE START TIME	SAMPLE END DATE	SAMPLE END TIME
CGOSP-12-S-20250729	12	Ethylbenzene	Sample	1.13	ug/m3	0.271	ug/m3		Y	7/29/2025	11:00	8/12/2025	11:30
CGOSP-12-S-20250729	12	m-/p-Xylenes	Sample	3.57	ug/m3	0.271	ug/m3		Y	7/29/2025	11:00	8/12/2025	11:30
CGOSP-12-S-20250729	12	o-Xylene	Sample	1.33	ug/m3	0.271	ug/m3		Y	7/29/2025	11:00	8/12/2025	11:30
CGOSP-12-S-20250729	12	Toluene	Sample	5.25	ug/m3	0.24	ug/m3		Y	7/29/2025	11:00	8/12/2025	11:30
CGOSP-13-S-20250729	13	Benzene	Sample	1.68	ug/m3	0.186	ug/m3		Y	7/29/2025	11:10	8/12/2025	11:40
CGOSP-13-S-20250729	13	Ethylbenzene	Sample	1.52	ug/m3	0.271	ug/m3		Y	7/29/2025	11:10	8/12/2025	11:40
CGOSP-13-S-20250729	13	m-/p-Xylenes	Sample	4.74	ug/m3	0.271	ug/m3		Y	7/29/2025	11:10	8/12/2025	11:40
CGOSP-13-S-20250729	13	o-Xylene	Sample	1.71	ug/m3	0.271	ug/m3		Y	7/29/2025	11:10	8/12/2025	11:40
CGOSP-13-S-20250729	13	Toluene	Sample	5.46	ug/m3	0.24	ug/m3		Y	7/29/2025	11:10	8/12/2025	11:40
CGOSP-14-S-20250729	14	Benzene	Sample	1.84	ug/m3	0.186	ug/m3		Y	7/29/2025	11:20	8/12/2025	11:50
CGOSP-14-S-20250729	14	Ethylbenzene	Sample	1.5	ug/m3	0.271	ug/m3		Y	7/29/2025	11:20	8/12/2025	11:50
CGOSP-14-S-20250729	14	m-/p-Xylenes	Sample	4.81	ug/m3	0.271	ug/m3		Y	7/29/2025	11:20	8/12/2025	11:50
CGOSP-14-S-20250729	14	o-Xylene	Sample	1.89	ug/m3	0.271	ug/m3		Y	7/29/2025	11:20	8/12/2025	11:50
CGOSP-14-S-20250729	14	Toluene	Sample	6.06	ug/m3	0.24	ug/m3		Y	7/29/2025	11:20	8/12/2025	11:50
CGOSP-15-S-20250729	15	Benzene	Sample	2.1	ug/m3	0.186	ug/m3		Y	7/29/2025	11:30	8/12/2025	12:00
CGOSP-15-S-20250729	15	Ethylbenzene	Sample	1.63	ug/m3	0.271	ug/m3		Y	7/29/2025	11:30	8/12/2025	12:00
CGOSP-15-S-20250729	15	m-/p-Xylenes	Sample	4.94	ug/m3	0.271	ug/m3		Y	7/29/2025	11:30	8/12/2025	12:00
CGOSP-15-S-20250729	15	o-Xylene	Sample	1.83	ug/m3	0.271	ug/m3		Y	7/29/2025	11:30	8/12/2025	12:00
CGOSP-15-S-20250729	15	Toluene	Sample	6.72	ug/m3	0.24	ug/m3		Y	7/29/2025	11:30	8/12/2025	12:00
CGOSP-16-S-20250729	16	Benzene	Sample	3.93	ug/m3	0.186	ug/m3		Y	7/29/2025	11:40	8/12/2025	12:10
CGOSP-16-S-20250729	16	Ethylbenzene	Sample	1.41	ug/m3	0.271	ug/m3		Y	7/29/2025	11:40	8/12/2025	12:10
CGOSP-16-S-20250729	16	m-/p-Xylenes	Sample	4.95	ug/m3	0.271	ug/m3		Y	7/29/2025	11:40	8/12/2025	12:10
CGOSP-16-S-20250729	16	o-Xylene	Sample	1.85	ug/m3	0.271	ug/m3		Y	7/29/2025	11:40	8/12/2025	12:10
CGOSP-16-S-20250729	16	Toluene	Sample	8.31	ug/m3	0.24	ug/m3		Y	7/29/2025	11:40	8/12/2025	12:10
CGOSP-17-S-20250729	17	Benzene	Sample	3.53	ug/m3	0.186	ug/m3		Y	7/29/2025	11:50	8/12/2025	12:20
CGOSP-17-S-20250729	17	Ethylbenzene	Sample	1.51	ug/m3	0.271	ug/m3		Y	7/29/2025	11:50	8/12/2025	12:20
CGOSP-17-S-20250729	17	m-/p-Xylenes	Sample	5.53	ug/m3	0.271	ug/m3		Y	7/29/2025	11:50	8/12/2025	12:20
CGOSP-17-S-20250729	17	o-Xylene	Sample	1.99	ug/m3	0.271	ug/m3		Y	7/29/2025	11:50	8/12/2025	12:20
CGOSP-17-S-20250729	17	Toluene	Sample	8.36	ug/m3	0.24	ug/m3		Y	7/29/2025	11:50	8/12/2025	12:20

CITGO SOUTH PORTLAND MAINE TERMINAL FENCELINE MONITORING

SAMPLE ID	SAMPLE LOC.	COMPOUND NAME	SAMPLE TYPE	RESULT 3	RESULT UNITS3	MDL3	MDL UNITS3	LAB FLAGS	DETECT FLAG	SAMPLE START DATE	SAMPLE START TIME	SAMPLE END DATE	SAMPLE END TIME
CGOSP-18-S-20250729	18	Benzene	Sample	7.71	ug/m3	0.186	ug/m3		Y	7/29/2025	12:00	8/12/2025	12:30
CGOSP-18-S-20250729	18	Ethylbenzene	Sample	2.15	ug/m3	0.271	ug/m3		Y	7/29/2025	12:00	8/12/2025	12:30
CGOSP-18-S-20250729	18	m-/p-Xylenes	Sample	7.3	ug/m3	0.271	ug/m3		Y	7/29/2025	12:00	8/12/2025	12:30
CGOSP-18-S-20250729	18	o-Xylene	Sample	2.69	ug/m3	0.271	ug/m3		Y	7/29/2025	12:00	8/12/2025	12:30
CGOSP-18-S-20250729	18	Toluene	Sample	13.8	ug/m3	0.24	ug/m3		Y	7/29/2025	12:00	8/12/2025	12:30
CGOSP-1-S-20250812	1	Benzene	Sample	3.87	ug/m3	0.187	ug/m3		Y	8/12/2025	09:30	8/26/2025	09:10
CGOSP-1-S-20250812	1	Ethylbenzene	Sample	2.27	ug/m3	0.272	ug/m3		Y	8/12/2025	09:30	8/26/2025	09:10
CGOSP-1-S-20250812	1	m-/p-Xylenes	Sample	7.26	ug/m3	0.272	ug/m3		Y	8/12/2025	09:30	8/26/2025	09:10
CGOSP-1-S-20250812	1	o-Xylene	Sample	2.74	ug/m3	0.272	ug/m3		Y	8/12/2025	09:30	8/26/2025	09:10
CGOSP-1-S-20250812	1	Toluene	Sample	9.8	ug/m3	0.241	ug/m3		Y	8/12/2025	09:30	8/26/2025	09:10
CGOSP-2-S-20250812	2	Benzene	Sample	2.43	ug/m3	0.187	ug/m3		Y	8/12/2025	09:40	8/26/2025	09:20
CGOSP-2-S-20250812	2	Ethylbenzene	Sample	111	ug/m3	0.272	ug/m3	E	Y	8/12/2025	09:40	8/26/2025	09:20
CGOSP-2-S-20250812	2	m-/p-Xylenes	Sample	450	ug/m3	0.272	ug/m3	E	Y	8/12/2025	09:40	8/26/2025	09:20
CGOSP-2-S-20250812	2	o-Xylene	Sample	119	ug/m3	0.272	ug/m3	E	Y	8/12/2025	09:40	8/26/2025	09:20
CGOSP-2-S-20250812	2	Toluene	Sample	10.3	ug/m3	0.241	ug/m3		Y	8/12/2025	09:40	8/26/2025	09:20
CGOSP-3-S-20250812	3	Benzene	Sample	3.02	ug/m3	0.187	ug/m3		Y	8/12/2025	09:55	8/26/2025	09:35
CGOSP-3-S-20250812	3	Ethylbenzene	Sample	2.11	ug/m3	0.272	ug/m3		Y	8/12/2025	09:55	8/26/2025	09:35
CGOSP-3-S-20250812	3	m-/p-Xylenes	Sample	8.36	ug/m3	0.272	ug/m3		Y	8/12/2025	09:55	8/26/2025	09:35
CGOSP-3-S-20250812	3	o-Xylene	Sample	2.99	ug/m3	0.272	ug/m3		Y	8/12/2025	09:55	8/26/2025	09:35
CGOSP-3-S-20250812	3	Toluene	Sample	7.89	ug/m3	0.241	ug/m3		Y	8/12/2025	09:55	8/26/2025	09:35
CGOSP-3-D-20250812	3	Benzene	Duplicate	3.06	ug/m3	0.187	ug/m3		Y	8/12/2025	09:55	8/26/2025	09:35
CGOSP-3-D-20250812	3	Ethylbenzene	Duplicate	1.62	ug/m3	0.272	ug/m3		Y	8/12/2025	09:55	8/26/2025	09:35
CGOSP-3-D-20250812	3	m-/p-Xylenes	Duplicate	6.52	ug/m3	0.272	ug/m3		Y	8/12/2025	09:55	8/26/2025	09:35
CGOSP-3-D-20250812	3	o-Xylene	Duplicate	2.47	ug/m3	0.272	ug/m3		Y	8/12/2025	09:55	8/26/2025	09:35
CGOSP-3-D-20250812	3	Toluene	Duplicate	7.53	ug/m3	0.241	ug/m3		Y	8/12/2025	09:55	8/26/2025	09:35
CGOSP-3-B-20250812	3	Benzene	Blank	<0.187	ug/m3	0.187	ug/m3	ND	N	8/12/2025	09:55	8/26/2025	09:35
CGOSP-3-B-20250812	3	Ethylbenzene	Blank	<0.272	ug/m3	0.272	ug/m3	ND	N	8/12/2025	09:55	8/26/2025	09:35
CGOSP-3-B-20250812	3	m-/p-Xylenes	Blank	<0.272	ug/m3	0.272	ug/m3	ND	N	8/12/2025	09:55	8/26/2025	09:35
CGOSP-3-B-20250812	3	o-Xylene	Blank	<0.272	ug/m3	0.272	ug/m3	ND	N	8/12/2025	09:55	8/26/2025	09:35

CITGO SOUTH PORTLAND MAINE TERMINAL FENCELINE MONITORING

SAMPLE ID	SAMPLE LOC.	COMPOUND NAME	SAMPLE TYPE	RESULT 3	RESULT UNITS3	MDL3	MDL UNITS3	LAB FLAGS	DETECT FLAG	SAMPLE START DATE	SAMPLE START TIME	SAMPLE END DATE	SAMPLE END TIME
CGOSP-3-B-20250812	3	Toluene	Blank	<0.241	ug/m3	0.241	ug/m3	ND	N	8/12/2025	09:55	8/26/2025	09:35
CGOSP-4-S-20250812	4	Benzene	Sample	3.78	ug/m3	0.187	ug/m3		Y	8/12/2025	10:05	8/26/2025	09:45
CGOSP-4-S-20250812	4	Ethylbenzene	Sample	2.19	ug/m3	0.272	ug/m3		Y	8/12/2025	10:05	8/26/2025	09:45
CGOSP-4-S-20250812	4	m-/p-Xylenes	Sample	7.11	ug/m3	0.272	ug/m3		Y	8/12/2025	10:05	8/26/2025	09:45
CGOSP-4-S-20250812	4	o-Xylene	Sample	2.88	ug/m3	0.272	ug/m3		Y	8/12/2025	10:05	8/26/2025	09:45
CGOSP-4-S-20250812	4	Toluene	Sample	10.1	ug/m3	0.241	ug/m3		Y	8/12/2025	10:05	8/26/2025	09:45
CGOSP-5-S-20250812	5	Benzene	Sample	3.59	ug/m3	0.187	ug/m3		Y	8/12/2025	10:15	8/26/2025	09:55
CGOSP-5-S-20250812	5	Ethylbenzene	Sample	2.41	ug/m3	0.272	ug/m3		Y	8/12/2025	10:15	8/26/2025	09:55
CGOSP-5-S-20250812	5	m-/p-Xylenes	Sample	8.38	ug/m3	0.272	ug/m3		Y	8/12/2025	10:15	8/26/2025	09:55
CGOSP-5-S-20250812	5	o-Xylene	Sample	3.32	ug/m3	0.272	ug/m3		Y	8/12/2025	10:15	8/26/2025	09:55
CGOSP-5-S-20250812	5	Toluene	Sample	10.5	ug/m3	0.241	ug/m3		Y	8/12/2025	10:15	8/26/2025	09:55
CGOSP-6-S-20250812	6	Benzene	Sample	3.3	ug/m3	0.187	ug/m3		Y	8/12/2025	10:25	8/26/2025	10:05
CGOSP-6-S-20250812	6	Ethylbenzene	Sample	2.56	ug/m3	0.272	ug/m3		Y	8/12/2025	10:25	8/26/2025	10:05
CGOSP-6-S-20250812	6	m-/p-Xylenes	Sample	8.52	ug/m3	0.272	ug/m3		Y	8/12/2025	10:25	8/26/2025	10:05
CGOSP-6-S-20250812	6	o-Xylene	Sample	3.47	ug/m3	0.272	ug/m3		Y	8/12/2025	10:25	8/26/2025	10:05
CGOSP-6-S-20250812	6	Toluene	Sample	10.8	ug/m3	0.241	ug/m3		Y	8/12/2025	10:25	8/26/2025	10:05
CGOSP-7-S-20250812	7	Benzene	Sample	3.65	ug/m3	0.187	ug/m3		Y	8/12/2025	10:35	8/26/2025	10:15
CGOSP-7-S-20250812	7	Ethylbenzene	Sample	1.83	ug/m3	0.272	ug/m3		Y	8/12/2025	10:35	8/26/2025	10:15
CGOSP-7-S-20250812	7	m-/p-Xylenes	Sample	6.77	ug/m3	0.272	ug/m3		Y	8/12/2025	10:35	8/26/2025	10:15
CGOSP-7-S-20250812	7	o-Xylene	Sample	2.65	ug/m3	0.272	ug/m3		Y	8/12/2025	10:35	8/26/2025	10:15
CGOSP-7-S-20250812	7	Toluene	Sample	11	ug/m3	0.241	ug/m3		Y	8/12/2025	10:35	8/26/2025	10:15
CGOSP-8-S-20250812	8	Benzene	Sample	3.84	ug/m3	0.187	ug/m3		Y	8/12/2025	10:45	8/26/2025	10:25
CGOSP-8-S-20250812	8	Ethylbenzene	Sample	1.62	ug/m3	0.272	ug/m3		Y	8/12/2025	10:45	8/26/2025	10:25
CGOSP-8-S-20250812	8	m-/p-Xylenes	Sample	5.9	ug/m3	0.272	ug/m3		Y	8/12/2025	10:45	8/26/2025	10:25
CGOSP-8-S-20250812	8	o-Xylene	Sample	2.33	ug/m3	0.272	ug/m3		Y	8/12/2025	10:45	8/26/2025	10:25
CGOSP-8-S-20250812	8	Toluene	Sample	11.7	ug/m3	0.241	ug/m3		Y	8/12/2025	10:45	8/26/2025	10:25
CGOSP-9-S-20250812	9	Benzene	Sample	2.74	ug/m3	0.187	ug/m3		Y	8/12/2025	11:00	8/26/2025	10:40
CGOSP-9-S-20250812	9	Ethylbenzene	Sample	1.47	ug/m3	0.272	ug/m3		Y	8/12/2025	11:00	8/26/2025	10:40
CGOSP-9-S-20250812	9	m-/p-Xylenes	Sample	4.5	ug/m3	0.272	ug/m3		Y	8/12/2025	11:00	8/26/2025	10:40

CITGO SOUTH PORTLAND MAINE TERMINAL FENCELINE MONITORING

SAMPLE ID	SAMPLE LOC.	COMPOUND NAME	SAMPLE TYPE	RESULT 3	RESULT UNITS3	MDL3	MDL UNITS3	LAB FLAGS	DETECT FLAG	SAMPLE START DATE	SAMPLE START TIME	SAMPLE END DATE	SAMPLE END TIME
CGOSP-9-S-20250812	9	o-Xylene	Sample	1.73	ug/m3	0.272	ug/m3		Y	8/12/2025	11:00	8/26/2025	10:40
CGOSP-9-S-20250812	9	Toluene	Sample	8.19	ug/m3	0.241	ug/m3		Y	8/12/2025	11:00	8/26/2025	10:40
CGOSP-9-D-20250812	9	Benzene	Duplicate	2.93	ug/m3	0.187	ug/m3		Y	8/12/2025	11:00	8/26/2025	10:40
CGOSP-9-D-20250812	9	Ethylbenzene	Duplicate	1.38	ug/m3	0.272	ug/m3		Y	8/12/2025	11:00	8/26/2025	10:40
CGOSP-9-D-20250812	9	m-/p-Xylenes	Duplicate	4.78	ug/m3	0.272	ug/m3		Y	8/12/2025	11:00	8/26/2025	10:40
CGOSP-9-D-20250812	9	o-Xylene	Duplicate	1.96	ug/m3	0.272	ug/m3		Y	8/12/2025	11:00	8/26/2025	10:40
CGOSP-9-D-20250812	9	Toluene	Duplicate	8.48	ug/m3	0.241	ug/m3		Y	8/12/2025	11:00	8/26/2025	10:40
CGOSP-9-B-20250812	9	Benzene	Blank	<0.187	ug/m3	0.187	ug/m3	ND	N	8/12/2025	11:00	8/26/2025	10:40
CGOSP-9-B-20250812	9	Ethylbenzene	Blank	<0.272	ug/m3	0.272	ug/m3	ND	N	8/12/2025	11:00	8/26/2025	10:40
CGOSP-9-B-20250812	9	m-/p-Xylenes	Blank	<0.272	ug/m3	0.272	ug/m3	ND	N	8/12/2025	11:00	8/26/2025	10:40
CGOSP-9-B-20250812	9	o-Xylene	Blank	<0.272	ug/m3	0.272	ug/m3	ND	N	8/12/2025	11:00	8/26/2025	10:40
CGOSP-9-B-20250812	9	Toluene	Blank	<0.241	ug/m3	0.241	ug/m3	ND	N	8/12/2025	11:00	8/26/2025	10:40
CGOSP-10-S-20250812	10	Benzene	Sample	1.86	ug/m3	0.187	ug/m3		Y	8/12/2025	11:10	8/26/2025	10:50
CGOSP-10-S-20250812	10	Ethylbenzene	Sample	1.16	ug/m3	0.272	ug/m3		Y	8/12/2025	11:10	8/26/2025	10:50
CGOSP-10-S-20250812	10	m-/p-Xylenes	Sample	3.48	ug/m3	0.272	ug/m3		Y	8/12/2025	11:10	8/26/2025	10:50
CGOSP-10-S-20250812	10	o-Xylene	Sample	1.37	ug/m3	0.272	ug/m3		Y	8/12/2025	11:10	8/26/2025	10:50
CGOSP-10-S-20250812	10	Toluene	Sample	5.61	ug/m3	0.241	ug/m3		Y	8/12/2025	11:10	8/26/2025	10:50
CGOSP-11-S-20250812	11	Benzene	Sample	2.35	ug/m3	0.187	ug/m3		Y	8/12/2025	11:20	8/26/2025	11:00
CGOSP-11-S-20250812	11	Ethylbenzene	Sample	1.23	ug/m3	0.272	ug/m3		Y	8/12/2025	11:20	8/26/2025	11:00
CGOSP-11-S-20250812	11	m-/p-Xylenes	Sample	4.66	ug/m3	0.272	ug/m3		Y	8/12/2025	11:20	8/26/2025	11:00
CGOSP-11-S-20250812	11	o-Xylene	Sample	1.77	ug/m3	0.272	ug/m3		Y	8/12/2025	11:20	8/26/2025	11:00
CGOSP-11-S-20250812	11	Toluene	Sample	7.23	ug/m3	0.241	ug/m3		Y	8/12/2025	11:20	8/26/2025	11:00
CGOSP-12-S-20250812	12	Benzene	Sample	1.66	ug/m3	0.187	ug/m3		Y	8/12/2025	11:30	8/26/2025	11:10
CGOSP-12-S-20250812	12	Ethylbenzene	Sample	1.07	ug/m3	0.272	ug/m3		Y	8/12/2025	11:30	8/26/2025	11:10
CGOSP-12-S-20250812	12	m-/p-Xylenes	Sample	4.15	ug/m3	0.272	ug/m3		Y	8/12/2025	11:30	8/26/2025	11:10
CGOSP-12-S-20250812	12	o-Xylene	Sample	1.63	ug/m3	0.272	ug/m3		Y	8/12/2025	11:30	8/26/2025	11:10
CGOSP-12-S-20250812	12	Toluene	Sample	5.3	ug/m3	0.241	ug/m3		Y	8/12/2025	11:30	8/26/2025	11:10
CGOSP-13-S-20250812	13	Benzene	Sample	1.77	ug/m3	0.187	ug/m3		Y	8/12/2025	11:40	8/26/2025	11:20
CGOSP-13-S-20250812	13	Ethylbenzene	Sample	1.75	ug/m3	0.272	ug/m3		Y	8/12/2025	11:40	8/26/2025	11:20

CITGO SOUTH PORTLAND MAINE TERMINAL FENCELINE MONITORING

SAMPLE ID	SAMPLE LOC.	COMPOUND NAME	SAMPLE TYPE	RESULT 3	RESULT UNITS3	MDL3	MDL UNITS3	LAB FLAGS	DETECT FLAG	SAMPLE START DATE	SAMPLE START TIME	SAMPLE END DATE	SAMPLE END TIME
CGOSP-13-S-20250812	13	m-/p-Xylenes	Sample	5.37	ug/m3	0.272	ug/m3		Y	8/12/2025	11:40	8/26/2025	11:20
CGOSP-13-S-20250812	13	o-Xylene	Sample	2.02	ug/m3	0.272	ug/m3		Y	8/12/2025	11:40	8/26/2025	11:20
CGOSP-13-S-20250812	13	Toluene	Sample	5.97	ug/m3	0.241	ug/m3		Y	8/12/2025	11:40	8/26/2025	11:20
CGOSP-14-S-20250812	14	Benzene	Sample	2.11	ug/m3	0.187	ug/m3		Y	8/12/2025	11:50	8/26/2025	11:30
CGOSP-14-S-20250812	14	Ethylbenzene	Sample	1.77	ug/m3	0.272	ug/m3		Y	8/12/2025	11:50	8/26/2025	11:30
CGOSP-14-S-20250812	14	m-/p-Xylenes	Sample	5.65	ug/m3	0.272	ug/m3		Y	8/12/2025	11:50	8/26/2025	11:30
CGOSP-14-S-20250812	14	o-Xylene	Sample	2.13	ug/m3	0.272	ug/m3		Y	8/12/2025	11:50	8/26/2025	11:30
CGOSP-14-S-20250812	14	Toluene	Sample	6.66	ug/m3	0.241	ug/m3		Y	8/12/2025	11:50	8/26/2025	11:30
CGOSP-15-S-20250812	15	Benzene	Sample	2.7	ug/m3	0.187	ug/m3		Y	8/12/2025	12:00	8/26/2025	11:40
CGOSP-15-S-20250812	15	Ethylbenzene	Sample	1.57	ug/m3	0.272	ug/m3		Y	8/12/2025	12:00	8/26/2025	11:40
CGOSP-15-S-20250812	15	m-/p-Xylenes	Sample	5.7	ug/m3	0.272	ug/m3		Y	8/12/2025	12:00	8/26/2025	11:40
CGOSP-15-S-20250812	15	o-Xylene	Sample	2.22	ug/m3	0.272	ug/m3		Y	8/12/2025	12:00	8/26/2025	11:40
CGOSP-15-S-20250812	15	Toluene	Sample	7.51	ug/m3	0.241	ug/m3		Y	8/12/2025	12:00	8/26/2025	11:40
CGOSP-16-S-20250812	16	Benzene	Sample	6.07	ug/m3	0.187	ug/m3		Y	8/12/2025	12:10	8/26/2025	11:50
CGOSP-16-S-20250812	16	Ethylbenzene	Sample	1.83	ug/m3	0.272	ug/m3		Y	8/12/2025	12:10	8/26/2025	11:50
CGOSP-16-S-20250812	16	m-/p-Xylenes	Sample	6.86	ug/m3	0.272	ug/m3		Y	8/12/2025	12:10	8/26/2025	11:50
CGOSP-16-S-20250812	16	o-Xylene	Sample	2.56	ug/m3	0.272	ug/m3		Y	8/12/2025	12:10	8/26/2025	11:50
CGOSP-16-S-20250812	16	Toluene	Sample	11.8	ug/m3	0.241	ug/m3		Y	8/12/2025	12:10	8/26/2025	11:50
CGOSP-17-S-20250812	17	Benzene	Sample	4.77	ug/m3	0.187	ug/m3		Y	8/12/2025	12:20	8/26/2025	12:00
CGOSP-17-S-20250812	17	Ethylbenzene	Sample	1.8	ug/m3	0.272	ug/m3		Y	8/12/2025	12:20	8/26/2025	12:00
CGOSP-17-S-20250812	17	m-/p-Xylenes	Sample	6.26	ug/m3	0.272	ug/m3		Y	8/12/2025	12:20	8/26/2025	12:00
CGOSP-17-S-20250812	17	o-Xylene	Sample	2.45	ug/m3	0.272	ug/m3		Y	8/12/2025	12:20	8/26/2025	12:00
CGOSP-17-S-20250812	17	Toluene	Sample	9.99	ug/m3	0.241	ug/m3		Y	8/12/2025	12:20	8/26/2025	12:00
CGOSP-18-S-20250812	18	Benzene	Sample	11.8	ug/m3	0.187	ug/m3		Y	8/12/2025	12:30	8/26/2025	12:10
CGOSP-18-S-20250812	18	Ethylbenzene	Sample	2.72	ug/m3	0.272	ug/m3		Y	8/12/2025	12:30	8/26/2025	12:10
CGOSP-18-S-20250812	18	m-/p-Xylenes	Sample	10.6	ug/m3	0.272	ug/m3		Y	8/12/2025	12:30	8/26/2025	12:10
CGOSP-18-S-20250812	18	o-Xylene	Sample	3.79	ug/m3	0.272	ug/m3		Y	8/12/2025	12:30	8/26/2025	12:10
CGOSP-18-S-20250812	18	Toluene	Sample	20.4	ug/m3	0.241	ug/m3		Y	8/12/2025	12:30	8/26/2025	12:10
CGOSP-1-S-20250826	1	Benzene	Sample	4.11	ug/m3	0.188	ug/m3		Y	8/26/2025	09:10	9/9/2025	09:00

CITGO SOUTH PORTLAND MAINE TERMINAL FENCELINE MONITORING

SAMPLE ID	SAMPLE LOC.	COMPOUND NAME	SAMPLE TYPE	RESULT 3	RESULT UNITS3	MDL3	MDL UNITS3	LAB FLAGS	DETECT FLAG	SAMPLE START DATE	SAMPLE START TIME	SAMPLE END DATE	SAMPLE END TIME
CGOSP-1-S-20250826	1	Ethylbenzene	Sample	1.93	ug/m3	0.273	ug/m3		Y	8/26/2025	09:10	9/9/2025	09:00
CGOSP-1-S-20250826	1	m-/p-Xylenes	Sample	6.45	ug/m3	0.273	ug/m3		Y	8/26/2025	09:10	9/9/2025	09:00
CGOSP-1-S-20250826	1	o-Xylene	Sample	2.38	ug/m3	0.273	ug/m3		Y	8/26/2025	09:10	9/9/2025	09:00
CGOSP-1-S-20250826	1	Toluene	Sample	10.5	ug/m3	0.242	ug/m3		Y	8/26/2025	09:10	9/9/2025	09:00
CGOSP-2-S-20250826	2	Benzene	Sample	2.85	ug/m3	0.188	ug/m3		Y	8/26/2025	09:20	9/9/2025	09:10
CGOSP-2-S-20250826	2	Ethylbenzene	Sample	1.39	ug/m3	0.273	ug/m3		Y	8/26/2025	09:20	9/9/2025	09:10
CGOSP-2-S-20250826	2	m-/p-Xylenes	Sample	4.63	ug/m3	0.273	ug/m3		Y	8/26/2025	09:20	9/9/2025	09:10
CGOSP-2-S-20250826	2	o-Xylene	Sample	1.68	ug/m3	0.273	ug/m3		Y	8/26/2025	09:20	9/9/2025	09:10
CGOSP-2-S-20250826	2	Toluene	Sample	7.45	ug/m3	0.242	ug/m3		Y	8/26/2025	09:20	9/9/2025	09:10
CGOSP-3-S-20250826	3	Benzene	Sample	4.22	ug/m3	0.188	ug/m3		Y	8/26/2025	09:35	9/9/2025	09:20
CGOSP-3-S-20250826	3	Ethylbenzene	Sample	1.95	ug/m3	0.273	ug/m3		Y	8/26/2025	09:35	9/9/2025	09:20
CGOSP-3-S-20250826	3	m-/p-Xylenes	Sample	5.27	ug/m3	0.273	ug/m3		Y	8/26/2025	09:35	9/9/2025	09:20
CGOSP-3-S-20250826	3	o-Xylene	Sample	1.94	ug/m3	0.273	ug/m3		Y	8/26/2025	09:35	9/9/2025	09:20
CGOSP-3-S-20250826	3	Toluene	Sample	9.69	ug/m3	0.242	ug/m3		Y	8/26/2025	09:35	9/9/2025	09:20
CGOSP-3-D-20250826	3	Benzene	Duplicate	3.81	ug/m3	0.188	ug/m3		Y	8/26/2025	09:35	9/9/2025	09:20
CGOSP-3-D-20250826	3	Ethylbenzene	Duplicate	2.03	ug/m3	0.273	ug/m3		Y	8/26/2025	09:35	9/9/2025	09:20
CGOSP-3-D-20250826	3	m-/p-Xylenes	Duplicate	6.62	ug/m3	0.273	ug/m3		Y	8/26/2025	09:35	9/9/2025	09:20
CGOSP-3-D-20250826	3	o-Xylene	Duplicate	2.48	ug/m3	0.273	ug/m3		Y	8/26/2025	09:35	9/9/2025	09:20
CGOSP-3-D-20250826	3	Toluene	Duplicate	10.9	ug/m3	0.242	ug/m3		Y	8/26/2025	09:35	9/9/2025	09:20
CGOSP-3-B-20250826	3	Benzene	Blank	<0.188	ug/m3	0.188	ug/m3	ND	N	8/26/2025	09:35	9/9/2025	09:20
CGOSP-3-B-20250826	3	Ethylbenzene	Blank	<0.273	ug/m3	0.273	ug/m3	ND	N	8/26/2025	09:35	9/9/2025	09:20
CGOSP-3-B-20250826	3	m-/p-Xylenes	Blank	<0.273	ug/m3	0.273	ug/m3	ND	N	8/26/2025	09:35	9/9/2025	09:20
CGOSP-3-B-20250826	3	o-Xylene	Blank	<0.273	ug/m3	0.273	ug/m3	ND	N	8/26/2025	09:35	9/9/2025	09:20
CGOSP-3-B-20250826	3	Toluene	Blank	<0.242	ug/m3	0.242	ug/m3	ND	N	8/26/2025	09:35	9/9/2025	09:20
CGOSP-4-S-20250826	4	Benzene	Sample	5.3	ug/m3	0.188	ug/m3		Y	8/26/2025	09:45	9/9/2025	09:30
CGOSP-4-S-20250826	4	Ethylbenzene	Sample	2.8	ug/m3	0.273	ug/m3		Y	8/26/2025	09:45	9/9/2025	09:30
CGOSP-4-S-20250826	4	m-/p-Xylenes	Sample	8.07	ug/m3	0.273	ug/m3		Y	8/26/2025	09:45	9/9/2025	09:30
CGOSP-4-S-20250826	4	o-Xylene	Sample	3	ug/m3	0.273	ug/m3		Y	8/26/2025	09:45	9/9/2025	09:30
CGOSP-4-S-20250826	4	Toluene	Sample	13.4	ug/m3	0.242	ug/m3		Y	8/26/2025	09:45	9/9/2025	09:30

CITGO SOUTH PORTLAND MAINE TERMINAL FENCELINE MONITORING

SAMPLE ID	SAMPLE LOC.	COMPOUND NAME	SAMPLE TYPE	RESULT 3	RESULT UNITS3	MDL3	MDL UNITS3	LAB FLAGS	DETECT FLAG	SAMPLE START DATE	SAMPLE START TIME	SAMPLE END DATE	SAMPLE END TIME
CGOSP-5-S-20250826	5	Benzene	Sample	5.03	ug/m3	0.188	ug/m3		Y	8/26/2025	09:55	9/9/2025	09:40
CGOSP-5-S-20250826	5	Ethylbenzene	Sample	2.98	ug/m3	0.273	ug/m3		Y	8/26/2025	09:55	9/9/2025	09:40
CGOSP-5-S-20250826	5	m-/p-Xylenes	Sample	8.76	ug/m3	0.273	ug/m3		Y	8/26/2025	09:55	9/9/2025	09:40
CGOSP-5-S-20250826	5	o-Xylene	Sample	3.32	ug/m3	0.273	ug/m3		Y	8/26/2025	09:55	9/9/2025	09:40
CGOSP-5-S-20250826	5	Toluene	Sample	13.9	ug/m3	0.242	ug/m3		Y	8/26/2025	09:55	9/9/2025	09:40
CGOSP-6-S-20250826	6	Benzene	Sample	5.95	ug/m3	0.188	ug/m3		Y	8/26/2025	10:05	9/9/2025	09:50
CGOSP-6-S-20250826	6	Ethylbenzene	Sample	3.21	ug/m3	0.273	ug/m3		Y	8/26/2025	10:05	9/9/2025	09:50
CGOSP-6-S-20250826	6	m-/p-Xylenes	Sample	8.64	ug/m3	0.273	ug/m3		Y	8/26/2025	10:05	9/9/2025	09:50
CGOSP-6-S-20250826	6	o-Xylene	Sample	3.29	ug/m3	0.273	ug/m3		Y	8/26/2025	10:05	9/9/2025	09:50
CGOSP-6-S-20250826	6	Toluene	Sample	13.9	ug/m3	0.242	ug/m3		Y	8/26/2025	10:05	9/9/2025	09:50
CGOSP-7-S-20250826	7	Benzene	Sample	5.14	ug/m3	0.188	ug/m3		Y	8/26/2025	10:15	9/9/2025	10:00
CGOSP-7-S-20250826	7	Ethylbenzene	Sample	2.04	ug/m3	0.273	ug/m3		Y	8/26/2025	10:15	9/9/2025	10:00
CGOSP-7-S-20250826	7	m-/p-Xylenes	Sample	6.02	ug/m3	0.273	ug/m3		Y	8/26/2025	10:15	9/9/2025	10:00
CGOSP-7-S-20250826	7	o-Xylene	Sample	2.28	ug/m3	0.273	ug/m3		Y	8/26/2025	10:15	9/9/2025	10:00
CGOSP-7-S-20250826	7	Toluene	Sample	12.6	ug/m3	0.242	ug/m3		Y	8/26/2025	10:15	9/9/2025	10:00
CGOSP-8-S-20250826	8	Benzene	Sample	4.42	ug/m3	0.188	ug/m3		Y	8/26/2025	10:25	9/9/2025	10:10
CGOSP-8-S-20250826	8	Ethylbenzene	Sample	1.63	ug/m3	0.273	ug/m3		Y	8/26/2025	10:25	9/9/2025	10:10
CGOSP-8-S-20250826	8	m-/p-Xylenes	Sample	5.32	ug/m3	0.273	ug/m3		Y	8/26/2025	10:25	9/9/2025	10:10
CGOSP-8-S-20250826	8	o-Xylene	Sample	1.9	ug/m3	0.273	ug/m3		Y	8/26/2025	10:25	9/9/2025	10:10
CGOSP-8-S-20250826	8	Toluene	Sample	12.1	ug/m3	0.242	ug/m3		Y	8/26/2025	10:25	9/9/2025	10:10
CGOSP-9-S-20250826	9	Benzene	Sample	3.22	ug/m3	0.188	ug/m3		Y	8/26/2025	10:40	9/9/2025	10:20
CGOSP-9-S-20250826	9	Ethylbenzene	Sample	1.2	ug/m3	0.273	ug/m3		Y	8/26/2025	10:40	9/9/2025	10:20
CGOSP-9-S-20250826	9	m-/p-Xylenes	Sample	3.92	ug/m3	0.273	ug/m3		Y	8/26/2025	10:40	9/9/2025	10:20
CGOSP-9-S-20250826	9	o-Xylene	Sample	1.44	ug/m3	0.273	ug/m3		Y	8/26/2025	10:40	9/9/2025	10:20
CGOSP-9-S-20250826	9	Toluene	Sample	8.8	ug/m3	0.242	ug/m3		Y	8/26/2025	10:40	9/9/2025	10:20
CGOSP-9-D-20250826	9	Benzene	Duplicate	3.28	ug/m3	0.188	ug/m3		Y	8/26/2025	10:40	9/9/2025	10:20
CGOSP-9-D-20250826	9	Ethylbenzene	Duplicate	1.31	ug/m3	0.273	ug/m3		Y	8/26/2025	10:40	9/9/2025	10:20
CGOSP-9-D-20250826	9	m-/p-Xylenes	Duplicate	4.49	ug/m3	0.273	ug/m3		Y	8/26/2025	10:40	9/9/2025	10:20
CGOSP-9-D-20250826	9	o-Xylene	Duplicate	1.65	ug/m3	0.273	ug/m3		Y	8/26/2025	10:40	9/9/2025	10:20

CITGO SOUTH PORTLAND MAINE TERMINAL FENCELINE MONITORING

SAMPLE ID	SAMPLE LOC.	COMPOUND NAME	SAMPLE TYPE	RESULT 3	RESULT UNITS3	MDL3	MDL UNITS3	LAB FLAGS	DETECT FLAG	SAMPLE START DATE	SAMPLE START TIME	SAMPLE END DATE	SAMPLE END TIME
CGOSP-9-D-20250826	9	Toluene	Duplicate	9.01	ug/m3	0.242	ug/m3		Y	8/26/2025	10:40	9/9/2025	10:20
CGOSP-9-B-20250826	9	Benzene	Blank	<0.188	ug/m3	0.188	ug/m3	ND	N	8/26/2025	10:40	9/9/2025	10:20
CGOSP-9-B-20250826	9	Ethylbenzene	Blank	<0.273	ug/m3	0.273	ug/m3	ND	N	8/26/2025	10:40	9/9/2025	10:20
CGOSP-9-B-20250826	9	m-/p-Xylenes	Blank	<0.273	ug/m3	0.273	ug/m3	ND	N	8/26/2025	10:40	9/9/2025	10:20
CGOSP-9-B-20250826	9	o-Xylene	Blank	<0.273	ug/m3	0.273	ug/m3	ND	N	8/26/2025	10:40	9/9/2025	10:20
CGOSP-9-B-20250826	9	Toluene	Blank	<0.242	ug/m3	0.242	ug/m3	ND	N	8/26/2025	10:40	9/9/2025	10:20
CGOSP-10-S-20250826	10	Benzene	Sample	2.15	ug/m3	0.188	ug/m3		Y	8/26/2025	10:50	9/9/2025	10:30
CGOSP-10-S-20250826	10	Ethylbenzene	Sample	0.991	ug/m3	0.273	ug/m3		Y	8/26/2025	10:50	9/9/2025	10:30
CGOSP-10-S-20250826	10	m-/p-Xylenes	Sample	3.43	ug/m3	0.273	ug/m3		Y	8/26/2025	10:50	9/9/2025	10:30
CGOSP-10-S-20250826	10	o-Xylene	Sample	1.3	ug/m3	0.273	ug/m3		Y	8/26/2025	10:50	9/9/2025	10:30
CGOSP-10-S-20250826	10	Toluene	Sample	5.74	ug/m3	0.242	ug/m3		Y	8/26/2025	10:50	9/9/2025	10:30
CGOSP-11-S-20250826	11	Benzene	Sample	3.04	ug/m3	0.188	ug/m3		Y	8/26/2025	11:00	9/9/2025	10:40
CGOSP-11-S-20250826	11	Ethylbenzene	Sample	1.1	ug/m3	0.273	ug/m3		Y	8/26/2025	11:00	9/9/2025	10:40
CGOSP-11-S-20250826	11	m-/p-Xylenes	Sample	3.2	ug/m3	0.273	ug/m3		Y	8/26/2025	11:00	9/9/2025	10:40
CGOSP-11-S-20250826	11	o-Xylene	Sample	1.21	ug/m3	0.273	ug/m3		Y	8/26/2025	11:00	9/9/2025	10:40
CGOSP-11-S-20250826	11	Toluene	Sample	6.89	ug/m3	0.242	ug/m3		Y	8/26/2025	11:00	9/9/2025	10:40
CGOSP-12-S-20250826	12	Benzene	Sample	2.65	ug/m3	0.188	ug/m3		Y	8/26/2025	11:10	9/9/2025	10:50
CGOSP-12-S-20250826	12	Ethylbenzene	Sample	1.15	ug/m3	0.273	ug/m3		Y	8/26/2025	11:10	9/9/2025	10:50
CGOSP-12-S-20250826	12	m-/p-Xylenes	Sample	3.07	ug/m3	0.273	ug/m3		Y	8/26/2025	11:10	9/9/2025	10:50
CGOSP-12-S-20250826	12	o-Xylene	Sample	1.14	ug/m3	0.273	ug/m3		Y	8/26/2025	11:10	9/9/2025	10:50
CGOSP-12-S-20250826	12	Toluene	Sample	5.76	ug/m3	0.242	ug/m3		Y	8/26/2025	11:10	9/9/2025	10:50
CGOSP-13-S-20250826	13	Benzene	Sample	3.06	ug/m3	0.188	ug/m3		Y	8/26/2025	11:20	9/9/2025	11:00
CGOSP-13-S-20250826	13	Ethylbenzene	Sample	1.22	ug/m3	0.273	ug/m3		Y	8/26/2025	11:20	9/9/2025	11:00
CGOSP-13-S-20250826	13	m-/p-Xylenes	Sample	3.73	ug/m3	0.273	ug/m3		Y	8/26/2025	11:20	9/9/2025	11:00
CGOSP-13-S-20250826	13	o-Xylene	Sample	1.33	ug/m3	0.273	ug/m3		Y	8/26/2025	11:20	9/9/2025	11:00
CGOSP-13-S-20250826	13	Toluene	Sample	6.07	ug/m3	0.242	ug/m3		Y	8/26/2025	11:20	9/9/2025	11:00
CGOSP-14-S-20250826	14	Benzene	Sample	2.71	ug/m3	0.188	ug/m3		Y	8/26/2025	11:30	9/9/2025	11:10
CGOSP-14-S-20250826	14	Ethylbenzene	Sample	1.22	ug/m3	0.273	ug/m3		Y	8/26/2025	11:30	9/9/2025	11:10
CGOSP-14-S-20250826	14	m-/p-Xylenes	Sample	3.53	ug/m3	0.273	ug/m3		Y	8/26/2025	11:30	9/9/2025	11:10

CITGO SOUTH PORTLAND MAINE TERMINAL FENCELINE MONITORING

SAMPLE ID	SAMPLE LOC.	COMPOUND NAME	SAMPLE TYPE	RESULT 3	RESULT UNITS3	MDL3	MDL UNITS3	LAB FLAGS	DETECT FLAG	SAMPLE START DATE	SAMPLE START TIME	SAMPLE END DATE	SAMPLE END TIME
CGOSP-14-S-20250826	14	o-Xylene	Sample	1.32	ug/m3	0.273	ug/m3		Y	8/26/2025	11:30	9/9/2025	11:10
CGOSP-14-S-20250826	14	Toluene	Sample	6.52	ug/m3	0.242	ug/m3		Y	8/26/2025	11:30	9/9/2025	11:10
CGOSP-15-S-20250826	15	Benzene	Sample	3.36	ug/m3	0.188	ug/m3		Y	8/26/2025	11:40	9/9/2025	11:20
CGOSP-15-S-20250826	15	Ethylbenzene	Sample	1.74	ug/m3	0.273	ug/m3		Y	8/26/2025	11:40	9/9/2025	11:20
CGOSP-15-S-20250826	15	m-/p-Xylenes	Sample	5.04	ug/m3	0.273	ug/m3		Y	8/26/2025	11:40	9/9/2025	11:20
CGOSP-15-S-20250826	15	o-Xylene	Sample	1.85	ug/m3	0.273	ug/m3		Y	8/26/2025	11:40	9/9/2025	11:20
CGOSP-15-S-20250826	15	Toluene	Sample	8.43	ug/m3	0.242	ug/m3		Y	8/26/2025	11:40	9/9/2025	11:20
CGOSP-16-S-20250826	16	Benzene	Sample	4.76	ug/m3	0.188	ug/m3		Y	8/26/2025	11:50	9/9/2025	11:30
CGOSP-16-S-20250826	16	Ethylbenzene	Sample	1.93	ug/m3	0.273	ug/m3		Y	8/26/2025	11:50	9/9/2025	11:30
CGOSP-16-S-20250826	16	m-/p-Xylenes	Sample	6.58	ug/m3	0.273	ug/m3		Y	8/26/2025	11:50	9/9/2025	11:30
CGOSP-16-S-20250826	16	o-Xylene	Sample	2.42	ug/m3	0.273	ug/m3		Y	8/26/2025	11:50	9/9/2025	11:30
CGOSP-16-S-20250826	16	Toluene	Sample	11.1	ug/m3	0.242	ug/m3		Y	8/26/2025	11:50	9/9/2025	11:30
CGOSP-17-S-20250826	17	Benzene	Sample	5.44	ug/m3	0.188	ug/m3		Y	8/26/2025	12:00	9/9/2025	11:40
CGOSP-17-S-20250826	17	Ethylbenzene	Sample	1.97	ug/m3	0.273	ug/m3		Y	8/26/2025	12:00	9/9/2025	11:40
CGOSP-17-S-20250826	17	m-/p-Xylenes	Sample	6.23	ug/m3	0.273	ug/m3		Y	8/26/2025	12:00	9/9/2025	11:40
CGOSP-17-S-20250826	17	o-Xylene	Sample	2.31	ug/m3	0.273	ug/m3		Y	8/26/2025	12:00	9/9/2025	11:40
CGOSP-17-S-20250826	17	Toluene	Sample	11.9	ug/m3	0.242	ug/m3		Y	8/26/2025	12:00	9/9/2025	11:40
CGOSP-18-S-20250826	18	Benzene	Sample	10.1	ug/m3	0.188	ug/m3	Fe	Y	8/26/2025	12:10	9/9/2025	11:50
CGOSP-18-S-20250826	18	Ethylbenzene	Sample	3.12	ug/m3	0.273	ug/m3	Fe	Y	8/26/2025	12:10	9/9/2025	11:50
CGOSP-18-S-20250826	18	m-/p-Xylenes	Sample	10.7	ug/m3	0.273	ug/m3	Fe	Y	8/26/2025	12:10	9/9/2025	11:50
CGOSP-18-S-20250826	18	o-Xylene	Sample	3.79	ug/m3	0.273	ug/m3	Fe	Y	8/26/2025	12:10	9/9/2025	11:50
CGOSP-18-S-20250826	18	Toluene	Sample	23.3	ug/m3	0.242	ug/m3	Fe	Y	8/26/2025	12:10	9/9/2025	11:50
CGOSP-1-S-20250909	1	Benzene	Sample	3.98	ug/m3	0.187	ug/m3	Fe	Y	9/9/2025	09:00	9/23/2025	10:05
CGOSP-1-S-20250909	1	Ethylbenzene	Sample	1.62	ug/m3	0.273	ug/m3	Fe	Y	9/9/2025	09:00	9/23/2025	10:05
CGOSP-1-S-20250909	1	m-/p-Xylenes	Sample	4.07	ug/m3	0.273	ug/m3	Fe	Y	9/9/2025	09:00	9/23/2025	10:05
CGOSP-1-S-20250909	1	o-Xylene	Sample	1.53	ug/m3	0.273	ug/m3	Fe	Y	9/9/2025	09:00	9/23/2025	10:05
CGOSP-1-S-20250909	1	Toluene	Sample	13.4	ug/m3	0.241	ug/m3	Fe	Y	9/9/2025	09:00	9/23/2025	10:05
CGOSP-2-S-20250909	2	Benzene	Sample	1.56	ug/m3	0.187	ug/m3		Y	9/9/2025	09:10	9/23/2025	10:15
CGOSP-2-S-20250909	2	Ethylbenzene	Sample	0.977	ug/m3	0.273	ug/m3		Y	9/9/2025	09:10	9/23/2025	10:15

CITGO SOUTH PORTLAND MAINE TERMINAL FENCELINE MONITORING

SAMPLE ID	SAMPLE LOC.	COMPOUND NAME	SAMPLE TYPE	RESULT 3	RESULT UNITS3	MDL3	MDL UNITS3	LAB FLAGS	DETECT FLAG	SAMPLE START DATE	SAMPLE START TIME	SAMPLE END DATE	SAMPLE END TIME
CGOSP-2-S-20250909	2	m-/p-Xylenes	Sample	2.31	ug/m3	0.273	ug/m3		Y	9/9/2025	09:10	9/23/2025	10:15
CGOSP-2-S-20250909	2	o-Xylene	Sample	0.836	ug/m3	0.273	ug/m3		Y	9/9/2025	09:10	9/23/2025	10:15
CGOSP-2-S-20250909	2	Toluene	Sample	4.82	ug/m3	0.241	ug/m3		Y	9/9/2025	09:10	9/23/2025	10:15
CGOSP-3-S-20250909	3	Benzene	Sample	2.35	ug/m3	0.187	ug/m3		Y	9/9/2025	09:20	9/23/2025	10:25
CGOSP-3-S-20250909	3	Ethylbenzene	Sample	1.16	ug/m3	0.273	ug/m3		Y	9/9/2025	09:20	9/23/2025	10:25
CGOSP-3-S-20250909	3	m-/p-Xylenes	Sample	2.92	ug/m3	0.273	ug/m3		Y	9/9/2025	09:20	9/23/2025	10:25
CGOSP-3-S-20250909	3	o-Xylene	Sample	1.11	ug/m3	0.273	ug/m3		Y	9/9/2025	09:20	9/23/2025	10:25
CGOSP-3-S-20250909	3	Toluene	Sample	5.79	ug/m3	0.241	ug/m3		Y	9/9/2025	09:20	9/23/2025	10:25
CGOSP-3-D-20250909	3	Benzene	Duplicate	2	ug/m3	0.187	ug/m3		Y	9/9/2025	09:20	9/23/2025	10:25
CGOSP-3-D-20250909	3	Ethylbenzene	Duplicate	1.07	ug/m3	0.273	ug/m3		Y	9/9/2025	09:20	9/23/2025	10:25
CGOSP-3-D-20250909	3	m-/p-Xylenes	Duplicate	2.85	ug/m3	0.273	ug/m3		Y	9/9/2025	09:20	9/23/2025	10:25
CGOSP-3-D-20250909	3	o-Xylene	Duplicate	1.05	ug/m3	0.273	ug/m3		Y	9/9/2025	09:20	9/23/2025	10:25
CGOSP-3-D-20250909	3	Toluene	Duplicate	5.39	ug/m3	0.241	ug/m3		Y	9/9/2025	09:20	9/23/2025	10:25
CGOSP-3-B-20250909	3	Benzene	Blank	0.232	ug/m3	0.187	ug/m3	J	Y	9/9/2025	09:20	9/23/2025	10:25
CGOSP-3-B-20250909	3	Ethylbenzene	Blank	<0.273	ug/m3	0.273	ug/m3	ND	N	9/9/2025	09:20	9/23/2025	10:25
CGOSP-3-B-20250909	3	m-/p-Xylenes	Blank	<0.273	ug/m3	0.273	ug/m3	ND	N	9/9/2025	09:20	9/23/2025	10:25
CGOSP-3-B-20250909	3	o-Xylene	Blank	<0.273	ug/m3	0.273	ug/m3	ND	N	9/9/2025	09:20	9/23/2025	10:25
CGOSP-3-B-20250909	3	Toluene	Blank	<0.241	ug/m3	0.241	ug/m3	ND	N	9/9/2025	09:20	9/23/2025	10:25
CGOSP-4-S-20250909	4	Benzene	Sample	2.39	ug/m3	0.187	ug/m3		Y	9/9/2025	09:30	9/23/2025	10:35
CGOSP-4-S-20250909	4	Ethylbenzene	Sample	1.21	ug/m3	0.273	ug/m3		Y	9/9/2025	09:30	9/23/2025	10:35
CGOSP-4-S-20250909	4	m-/p-Xylenes	Sample	3.38	ug/m3	0.273	ug/m3		Y	9/9/2025	09:30	9/23/2025	10:35
CGOSP-4-S-20250909	4	o-Xylene	Sample	1.27	ug/m3	0.273	ug/m3		Y	9/9/2025	09:30	9/23/2025	10:35
CGOSP-4-S-20250909	4	Toluene	Sample	6.21	ug/m3	0.241	ug/m3		Y	9/9/2025	09:30	9/23/2025	10:35
CGOSP-5-S-20250909	5	Benzene	Sample	2.39	ug/m3	0.187	ug/m3		Y	9/9/2025	09:40	9/23/2025	10:45
CGOSP-5-S-20250909	5	Ethylbenzene	Sample	2.09	ug/m3	0.273	ug/m3		Y	9/9/2025	09:40	9/23/2025	10:45
CGOSP-5-S-20250909	5	m-/p-Xylenes	Sample	6	ug/m3	0.273	ug/m3		Y	9/9/2025	09:40	9/23/2025	10:45
CGOSP-5-S-20250909	5	o-Xylene	Sample	2.25	ug/m3	0.273	ug/m3		Y	9/9/2025	09:40	9/23/2025	10:45
CGOSP-5-S-20250909	5	Toluene	Sample	8.27	ug/m3	0.241	ug/m3		Y	9/9/2025	09:40	9/23/2025	10:45
CGOSP-6-S-20250909	6	Benzene	Sample	2.14	ug/m3	0.187	ug/m3		Y	9/9/2025	09:50	9/23/2025	10:55

CITGO SOUTH PORTLAND MAINE TERMINAL FENCELINE MONITORING

SAMPLE ID	SAMPLE LOC.	COMPOUND NAME	SAMPLE TYPE	RESULT 3	RESULT UNITS3	MDL3	MDL UNITS3	LAB FLAGS	DETECT FLAG	SAMPLE START DATE	SAMPLE START TIME	SAMPLE END DATE	SAMPLE END TIME
CGOSP-6-S-20250909	6	Ethylbenzene	Sample	1.51	ug/m3	0.273	ug/m3		Y	9/9/2025	09:50	9/23/2025	10:55
CGOSP-6-S-20250909	6	m-/p-Xylenes	Sample	4.27	ug/m3	0.273	ug/m3		Y	9/9/2025	09:50	9/23/2025	10:55
CGOSP-6-S-20250909	6	o-Xylene	Sample	1.65	ug/m3	0.273	ug/m3		Y	9/9/2025	09:50	9/23/2025	10:55
CGOSP-6-S-20250909	6	Toluene	Sample	6.89	ug/m3	0.241	ug/m3		Y	9/9/2025	09:50	9/23/2025	10:55
CGOSP-7-S-20250909	7	Benzene	Sample	2.2	ug/m3	0.187	ug/m3		Y	9/9/2025	10:00	9/23/2025	11:05
CGOSP-7-S-20250909	7	Ethylbenzene	Sample	1.04	ug/m3	0.273	ug/m3		Y	9/9/2025	10:00	9/23/2025	11:05
CGOSP-7-S-20250909	7	m-/p-Xylenes	Sample	2.88	ug/m3	0.273	ug/m3		Y	9/9/2025	10:00	9/23/2025	11:05
CGOSP-7-S-20250909	7	o-Xylene	Sample	1.06	ug/m3	0.273	ug/m3		Y	9/9/2025	10:00	9/23/2025	11:05
CGOSP-7-S-20250909	7	Toluene	Sample	6.16	ug/m3	0.241	ug/m3		Y	9/9/2025	10:00	9/23/2025	11:05
CGOSP-8-S-20250909	8	Benzene	Sample	3.44	ug/m3	0.187	ug/m3		Y	9/9/2025	10:10	9/23/2025	11:15
CGOSP-8-S-20250909	8	Ethylbenzene	Sample	1.24	ug/m3	0.273	ug/m3		Y	9/9/2025	10:10	9/23/2025	11:15
CGOSP-8-S-20250909	8	m-/p-Xylenes	Sample	3.59	ug/m3	0.273	ug/m3		Y	9/9/2025	10:10	9/23/2025	11:15
CGOSP-8-S-20250909	8	o-Xylene	Sample	1.3	ug/m3	0.273	ug/m3		Y	9/9/2025	10:10	9/23/2025	11:15
CGOSP-8-S-20250909	8	Toluene	Sample	8.41	ug/m3	0.241	ug/m3		Y	9/9/2025	10:10	9/23/2025	11:15
CGOSP-9-S-20250909	9	Benzene	Sample	2.14	ug/m3	0.187	ug/m3		Y	9/9/2025	10:20	9/23/2025	11:30
CGOSP-9-S-20250909	9	Ethylbenzene	Sample	1.02	ug/m3	0.273	ug/m3		Y	9/9/2025	10:20	9/23/2025	11:30
CGOSP-9-S-20250909	9	m-/p-Xylenes	Sample	3.21	ug/m3	0.273	ug/m3		Y	9/9/2025	10:20	9/23/2025	11:30
CGOSP-9-S-20250909	9	o-Xylene	Sample	1.21	ug/m3	0.273	ug/m3		Y	9/9/2025	10:20	9/23/2025	11:30
CGOSP-9-S-20250909	9	Toluene	Sample	6.19	ug/m3	0.241	ug/m3		Y	9/9/2025	10:20	9/23/2025	11:30
CGOSP-9-D-20250909	9	Benzene	Duplicate	2.24	ug/m3	0.187	ug/m3		Y	9/9/2025	10:20	9/23/2025	11:30
CGOSP-9-D-20250909	9	Ethylbenzene	Duplicate	1.07	ug/m3	0.273	ug/m3		Y	9/9/2025	10:20	9/23/2025	11:30
CGOSP-9-D-20250909	9	m-/p-Xylenes	Duplicate	2.92	ug/m3	0.273	ug/m3		Y	9/9/2025	10:20	9/23/2025	11:30
CGOSP-9-D-20250909	9	o-Xylene	Duplicate	1.08	ug/m3	0.273	ug/m3		Y	9/9/2025	10:20	9/23/2025	11:30
CGOSP-9-D-20250909	9	Toluene	Duplicate	6.3	ug/m3	0.241	ug/m3		Y	9/9/2025	10:20	9/23/2025	11:30
CGOSP-9-B-20250909	9	Benzene	Blank	<0.187	ug/m3	0.187	ug/m3	ND	N	9/9/2025	10:20	9/23/2025	11:30
CGOSP-9-B-20250909	9	Ethylbenzene	Blank	<0.273	ug/m3	0.273	ug/m3	ND	N	9/9/2025	10:20	9/23/2025	11:30
CGOSP-9-B-20250909	9	m-/p-Xylenes	Blank	<0.273	ug/m3	0.273	ug/m3	ND	N	9/9/2025	10:20	9/23/2025	11:30
CGOSP-9-B-20250909	9	o-Xylene	Blank	<0.273	ug/m3	0.273	ug/m3	ND	N	9/9/2025	10:20	9/23/2025	11:30
CGOSP-9-B-20250909	9	Toluene	Blank	<0.241	ug/m3	0.241	ug/m3	ND	N	9/9/2025	10:20	9/23/2025	11:30

CITGO SOUTH PORTLAND MAINE TERMINAL FENCELINE MONITORING

SAMPLE ID	SAMPLE LOC.	COMPOUND NAME	SAMPLE TYPE	RESULT 3	RESULT UNITS3	MDL3	MDL UNITS3	LAB FLAGS	DETECT FLAG	SAMPLE START DATE	SAMPLE START TIME	SAMPLE END DATE	SAMPLE END TIME
CGOSP-10-S-20250909	10	Benzene	Sample	2.48	ug/m3	0.187	ug/m3		Y	9/9/2025	10:30	9/23/2025	11:40
CGOSP-10-S-20250909	10	Ethylbenzene	Sample	1.01	ug/m3	0.273	ug/m3		Y	9/9/2025	10:30	9/23/2025	11:40
CGOSP-10-S-20250909	10	m-/p-Xylenes	Sample	2.8	ug/m3	0.273	ug/m3		Y	9/9/2025	10:30	9/23/2025	11:40
CGOSP-10-S-20250909	10	o-Xylene	Sample	1.08	ug/m3	0.273	ug/m3		Y	9/9/2025	10:30	9/23/2025	11:40
CGOSP-10-S-20250909	10	Toluene	Sample	6.36	ug/m3	0.241	ug/m3		Y	9/9/2025	10:30	9/23/2025	11:40
CGOSP-11-S-20250909	11	Benzene	Sample	2.01	ug/m3	0.187	ug/m3		Y	9/9/2025	10:40	9/23/2025	11:50
CGOSP-11-S-20250909	11	Ethylbenzene	Sample	1.11	ug/m3	0.273	ug/m3		Y	9/9/2025	10:40	9/23/2025	11:50
CGOSP-11-S-20250909	11	m-/p-Xylenes	Sample	3.08	ug/m3	0.273	ug/m3		Y	9/9/2025	10:40	9/23/2025	11:50
CGOSP-11-S-20250909	11	o-Xylene	Sample	1.17	ug/m3	0.273	ug/m3		Y	9/9/2025	10:40	9/23/2025	11:50
CGOSP-11-S-20250909	11	Toluene	Sample	5.96	ug/m3	0.241	ug/m3		Y	9/9/2025	10:40	9/23/2025	11:50
CGOSP-12-S-20250909	12	Benzene	Sample	2.31	ug/m3	0.187	ug/m3		Y	9/9/2025	10:50	9/23/2025	12:00
CGOSP-12-S-20250909	12	Ethylbenzene	Sample	1.34	ug/m3	0.273	ug/m3		Y	9/9/2025	10:50	9/23/2025	12:00
CGOSP-12-S-20250909	12	m-/p-Xylenes	Sample	3.4	ug/m3	0.273	ug/m3		Y	9/9/2025	10:50	9/23/2025	12:00
CGOSP-12-S-20250909	12	o-Xylene	Sample	1.27	ug/m3	0.273	ug/m3		Y	9/9/2025	10:50	9/23/2025	12:00
CGOSP-12-S-20250909	12	Toluene	Sample	5.56	ug/m3	0.241	ug/m3		Y	9/9/2025	10:50	9/23/2025	12:00
CGOSP-13-S-20250909	13	Benzene	Sample	1.68	ug/m3	0.187	ug/m3		Y	9/9/2025	11:00	9/23/2025	12:10
CGOSP-13-S-20250909	13	Ethylbenzene	Sample	1.54	ug/m3	0.273	ug/m3		Y	9/9/2025	11:00	9/23/2025	12:10
CGOSP-13-S-20250909	13	m-/p-Xylenes	Sample	4.67	ug/m3	0.273	ug/m3		Y	9/9/2025	11:00	9/23/2025	12:10
CGOSP-13-S-20250909	13	o-Xylene	Sample	1.7	ug/m3	0.273	ug/m3		Y	9/9/2025	11:00	9/23/2025	12:10
CGOSP-13-S-20250909	13	Toluene	Sample	5.92	ug/m3	0.241	ug/m3		Y	9/9/2025	11:00	9/23/2025	12:10
CGOSP-14-S-20250909	14	Benzene	Sample	2.17	ug/m3	0.187	ug/m3		Y	9/9/2025	11:10	9/23/2025	12:20
CGOSP-14-S-20250909	14	Ethylbenzene	Sample	1.51	ug/m3	0.273	ug/m3		Y	9/9/2025	11:10	9/23/2025	12:20
CGOSP-14-S-20250909	14	m-/p-Xylenes	Sample	4.07	ug/m3	0.273	ug/m3		Y	9/9/2025	11:10	9/23/2025	12:20
CGOSP-14-S-20250909	14	o-Xylene	Sample	1.5	ug/m3	0.273	ug/m3		Y	9/9/2025	11:10	9/23/2025	12:20
CGOSP-14-S-20250909	14	Toluene	Sample	6.68	ug/m3	0.241	ug/m3		Y	9/9/2025	11:10	9/23/2025	12:20
CGOSP-15-S-20250909	15	Benzene	Sample	2.58	ug/m3	0.187	ug/m3		Y	9/9/2025	11:20	9/23/2025	12:30
CGOSP-15-S-20250909	15	Ethylbenzene	Sample	1.2	ug/m3	0.273	ug/m3		Y	9/9/2025	11:20	9/23/2025	12:30
CGOSP-15-S-20250909	15	m-/p-Xylenes	Sample	3.21	ug/m3	0.273	ug/m3		Y	9/9/2025	11:20	9/23/2025	12:30
CGOSP-15-S-20250909	15	o-Xylene	Sample	1.18	ug/m3	0.273	ug/m3		Y	9/9/2025	11:20	9/23/2025	12:30

CITGO SOUTH PORTLAND MAINE TERMINAL FENCELINE MONITORING

SAMPLE ID	SAMPLE LOC.	COMPOUND NAME	SAMPLE TYPE	RESULT 3	RESULT UNITS3	MDL3	MDL UNITS3	LAB FLAGS	DETECT FLAG	SAMPLE START DATE	SAMPLE START TIME	SAMPLE END DATE	SAMPLE END TIME
CGOSP-15-S-20250909	15	Toluene	Sample	5.66	ug/m3	0.241	ug/m3		Y	9/9/2025	11:20	9/23/2025	12:30
CGOSP-16-S-20250909	16	Benzene	Sample	2.74	ug/m3	0.187	ug/m3		Y	9/9/2025	11:30	9/23/2025	12:40
CGOSP-16-S-20250909	16	Ethylbenzene	Sample	1.06	ug/m3	0.273	ug/m3		Y	9/9/2025	11:30	9/23/2025	12:40
CGOSP-16-S-20250909	16	m-/p-Xylenes	Sample	2.87	ug/m3	0.273	ug/m3		Y	9/9/2025	11:30	9/23/2025	12:40
CGOSP-16-S-20250909	16	o-Xylene	Sample	1.05	ug/m3	0.273	ug/m3		Y	9/9/2025	11:30	9/23/2025	12:40
CGOSP-16-S-20250909	16	Toluene	Sample	5.99	ug/m3	0.241	ug/m3		Y	9/9/2025	11:30	9/23/2025	12:40
CGOSP-17-S-20250909	17	Benzene	Sample	2.74	ug/m3	0.187	ug/m3		Y	9/9/2025	11:40	9/23/2025	12:50
CGOSP-17-S-20250909	17	Ethylbenzene	Sample	1.06	ug/m3	0.273	ug/m3		Y	9/9/2025	11:40	9/23/2025	12:50
CGOSP-17-S-20250909	17	m-/p-Xylenes	Sample	2.87	ug/m3	0.273	ug/m3		Y	9/9/2025	11:40	9/23/2025	12:50
CGOSP-17-S-20250909	17	o-Xylene	Sample	1.12	ug/m3	0.273	ug/m3		Y	9/9/2025	11:40	9/23/2025	12:50
CGOSP-17-S-20250909	17	Toluene	Sample	5.71	ug/m3	0.241	ug/m3		Y	9/9/2025	11:40	9/23/2025	12:50
CGOSP-18-S-20250909	18	Benzene	Sample	3.43	ug/m3	0.187	ug/m3		Y	9/9/2025	11:50	9/23/2025	13:00
CGOSP-18-S-20250909	18	Ethylbenzene	Sample	1.23	ug/m3	0.273	ug/m3		Y	9/9/2025	11:50	9/23/2025	13:00
CGOSP-18-S-20250909	18	m-/p-Xylenes	Sample	3.93	ug/m3	0.273	ug/m3		Y	9/9/2025	11:50	9/23/2025	13:00
CGOSP-18-S-20250909	18	o-Xylene	Sample	1.44	ug/m3	0.273	ug/m3		Y	9/9/2025	11:50	9/23/2025	13:00
CGOSP-18-S-20250909	18	Toluene	Sample	7.62	ug/m3	0.241	ug/m3		Y	9/9/2025	11:50	9/23/2025	13:00

FLM DATA FLAG ABBREVIATIONS - EPA METHOD 325B	
FLAG	**EXPLANATION**
ND	The analyte was not present above the Method Detection Limit
J	Estimated Value - The analyte was detected between the Method Detection Limit and Reporting Limit
E	Concentration exceeds the calibration range. The analyte result is an estimated value
P	Field duplicate(s) exceed 30%RPD
I	Internal Standard recovery is outside acceptance limits
Fe	Field Error. See report narrative for details

Note: Meteorological data flagged ND was not available from the airport. Missing data can be due to instrument maintenance, instrument malfunction, data transmission issues, or other factors resulting in missing data.

CITGO SOUTH PORTLAND MAINE TERMINAL FENCELINE MONITORING

Portland International Jet Airport (PWM) Meteorological Data (6/17/25 9:00 to 7/1/25 11:00)

Date & Time	Wind Speed	Wind Direction	Temperature	Barometric Pressure
	m/s	Deg.	°C	mb
6/17/25 9:00	3.0	166	16.9	1017
6/17/25 10:00	3.0	189	17.1	1018
6/17/25 11:00	2.9	168	17.9	1018
6/17/25 12:00	4.1	175	18.0	1018
6/17/25 13:00	3.9	180	18.3	1018
6/17/25 14:00	4.2	160	18.7	1017
6/17/25 15:00	4.1	173	18.5	1017
6/17/25 16:00	3.5	164	18.0	1017
6/17/25 17:00	3.2	167	18.0	1016
6/17/25 18:00	3.4	159	17.3	1016
6/17/25 19:00	3.2	153	16.8	1016
6/17/25 20:00	2.6	136	16.0	1015
6/17/25 21:00	2.5	137	16.0	1015
6/17/25 22:00	2.5	150	16.0	1015
6/17/25 23:00	2.7	152	16.0	1015
6/18/25 0:00	2.7	162	16.0	1014
6/18/25 1:00	3.3	180	16.0	1013
6/18/25 2:00	3.1	172	16.0	1013
6/18/25 3:00	3.6	184	16.0	1013
6/18/25 4:00	4.0	187	16.0	1012
6/18/25 5:00	3.7	188	16.0	1012
6/18/25 6:00	3.7	189	16.0	1012
6/18/25 7:00	3.9	194	16.4	1012
6/18/25 8:00	4.2	191	16.6	1012
6/18/25 9:00	3.6	194	17.0	1012
6/18/25 10:00	3.5	187	17.3	1011
6/18/25 11:00	3.5	187	18.0	1011
6/18/25 12:00	3.3	178	18.0	1011
6/18/25 13:00	2.9	176	18.8	1011
6/18/25 14:00	3.1	185	18.8	1010
6/18/25 15:00	3.5	166	19.2	1010
6/18/25 16:00	3.1	183	19.4	1009
6/18/25 17:00	3.8	180	18.8	1009
6/18/25 18:00	3.0	185	18.0	1009
6/18/25 19:00	2.6	173	18.8	1009
6/18/25 20:00	3.0	173	18.7	1009
6/18/25 21:00	2.2	176	17.8	1008
6/18/25 22:00	1.3	170	17.0	1009
6/18/25 23:00	1.0	187	16.9	1009
6/19/25 0:00	1.5	60	16.2	1009
6/19/25 1:00	1.7	57	16.0	1008

CITGO SOUTH PORTLAND MAINE TERMINAL FENCELINE MONITORING

Portland International Jet Airport (PWM) Meteorological Data (6/17/25 9:00 to 7/1/25 11:00)

6/19/25 2:00	ND	ND	15.6	1008
6/19/25 3:00	1.5	65	15.9	1008
6/19/25 4:00	1.0	135	16.0	1007
6/19/25 5:00	ND	ND	16.0	1007
6/19/25 6:00	1.6	105	16.0	1007
6/19/25 7:00	1.7	103	16.1	1007
6/19/25 8:00	1.0	55	16.7	1007
6/19/25 9:00	0.3	298	17.0	1007
6/19/25 10:00	0.9	107	17.5	1007
6/19/25 11:00	1.3	134	20.3	1006
6/19/25 12:00	2.6	94	22.1	1005
6/19/25 13:00	2.9	99	23.2	1005
6/19/25 14:00	4.2	150	24.3	1004
6/19/25 15:00	4.3	163	24.0	1003
6/19/25 16:00	4.1	157	23.1	1003
6/19/25 17:00	5.1	157	24.6	1002
6/19/25 18:00	4.5	162	24.0	1001
6/19/25 19:00	4.2	172	23.2	1000
6/19/25 20:00	2.8	184	23.0	1000
6/19/25 21:00	3.3	186	23.0	1000
6/19/25 22:00	2.4	176	22.8	1000
6/19/25 23:00	2.9	178	22.2	999
6/20/25 0:00	3.0	176	21.7	999
6/20/25 1:00	3.4	184	21.0	998
6/20/25 2:00	4.0	182	20.0	997
6/20/25 3:00	3.8	189	19.0	997
6/20/25 4:00	4.1	189	19.0	997
6/20/25 5:00	3.3	187	19.0	996
6/20/25 6:00	2.7	198	19.0	996
6/20/25 7:00	3.5	222	21.4	996
6/20/25 8:00	5.9	243	22.9	996
6/20/25 9:00	7.3	254	22.4	996
6/20/25 10:00	8.0	266	22.4	997
6/20/25 11:00	8.5	268	23.0	997
6/20/25 12:00	8.9	265	23.6	997
6/20/25 13:00	10.2	266	23.9	998
6/20/25 14:00	11.2	276	23.8	999
6/20/25 15:00	11.0	289	23.2	1001
6/20/25 16:00	9.8	292	24.5	1002
6/20/25 17:00	10.2	281	24.5	1002
6/20/25 18:00	8.8	298	23.9	1004
6/20/25 19:00	5.8	317	23.0	1005
6/20/25 20:00	3.9	301	22.0	1006
6/20/25 21:00	5.1	297	20.7	1007

CITGO SOUTH PORTLAND MAINE TERMINAL FENCELINE MONITORING

Portland International Jet Airport (PWM) Meteorological Data (6/17/25 9:00 to 7/1/25 11:00)

6/20/25 22:00	2.5	309	19.2	1009
6/20/25 23:00	3.1	311	18.3	1010
6/21/25 0:00	3.5	263	17.1	1010
6/21/25 1:00	3.0	308	16.9	1010
6/21/25 2:00	1.9	317	17.0	1011
6/21/25 3:00	1.8	260	16.2	1012
6/21/25 4:00	1.4	289	13.6	1012
6/21/25 5:00	2.4	270	13.8	1013
6/21/25 6:00	3.1	275	13.8	1014
6/21/25 7:00	2.8	280	15.2	1014
6/21/25 8:00	2.9	275	17.9	1015
6/21/25 9:00	3.7	276	20.8	1015
6/21/25 10:00	3.7	283	22.3	1015
6/21/25 11:00	3.6	293	23.5	1015
6/21/25 12:00	3.3	265	24.4	1015
6/21/25 13:00	2.7	319	25.4	1015
6/21/25 14:00	1.6	331	26.3	1015
6/21/25 15:00	1.6	312	26.7	1015
6/21/25 16:00	5.3	158	24.7	1015
6/21/25 17:00	5.3	177	23.8	1015
6/21/25 18:00	4.2	183	22.7	1015
6/21/25 19:00	5.2	187	22.0	1015
6/21/25 20:00	4.7	193	20.5	1015
6/21/25 21:00	4.6	194	19.1	1015
6/21/25 22:00	3.1	202	19.0	1016
6/21/25 23:00	2.0	190	18.2	1016
6/22/25 0:00	2.4	202	17.9	1015
6/22/25 1:00	1.6	201	17.9	1015
6/22/25 2:00	1.9	166	17.4	1014
6/22/25 3:00	1.0	249	17.0	1013
6/22/25 4:00	1.2	181	17.0	1013
6/22/25 5:00	1.0	216	16.6	1012
6/22/25 6:00	2.0	214	17.0	1012
6/22/25 7:00	2.1	197	17.3	1011
6/22/25 8:00	2.7	212	18.3	1011
6/22/25 9:00	2.2	207	20.1	1010
6/22/25 10:00	3.9	220	22.6	1010
6/22/25 11:00	3.8	225	22.7	1010
6/22/25 12:00	4.2	193	24.6	1009
6/22/25 13:00	4.4	182	26.3	1008
6/22/25 14:00	5.5	249	29.7	1008
6/22/25 15:00	4.8	250	29.2	1008
6/22/25 16:00	2.9	280	28.9	1008
6/22/25 17:00	6.2	327	30.6	1008

CITGO SOUTH PORTLAND MAINE TERMINAL FENCELINE MONITORING

Portland International Jet Airport (PWM) Meteorological Data (6/17/25 9:00 to 7/1/25 11:00)

6/22/25 18:00	4.8	301	30.9	1009
6/22/25 19:00	4.0	323	29.9	1009
6/22/25 20:00	2.2	300	28.0	1010
6/22/25 21:00	3.1	315	26.7	1011
6/22/25 22:00	1.7	268	25.1	1011
6/22/25 23:00	1.9	326	24.2	1012
6/23/25 0:00	2.1	294	23.7	1012
6/23/25 1:00	2.0	316	22.5	1013
6/23/25 2:00	1.0	329	21.7	1013
6/23/25 3:00	1.7	253	20.6	1013
6/23/25 4:00	1.0	276	20.0	1013
6/23/25 5:00	1.3	297	19.5	1013
6/23/25 6:00	1.4	292	19.6	1014
6/23/25 7:00	1.3	300	21.4	1015
6/23/25 8:00	ND	ND	23.7	1015
6/23/25 9:00	1.0	273	26.6	1015
6/23/25 10:00	2.5	203	27.7	1015
6/23/25 11:00	3.7	163	28.0	1015
6/23/25 12:00	3.5	154	28.3	1015
6/23/25 13:00	5.0	156	27.6	1015
6/23/25 14:00	5.3	169	26.0	1014
6/23/25 15:00	5.2	173	25.9	1014
6/23/25 16:00	5.6	182	25.8	1014
6/23/25 17:00	4.1	182	26.0	1013
6/23/25 18:00	4.0	183	25.9	1013
6/23/25 19:00	3.5	185	24.8	1013
6/23/25 20:00	3.1	191	23.9	1012
6/23/25 21:00	2.2	184	23.0	1012
6/23/25 22:00	1.7	146	21.8	1013
6/23/25 23:00	1.7	152	20.8	1012
6/24/25 0:00	1.5	152	19.8	1012
6/24/25 1:00	ND	ND	19.0	1012
6/24/25 2:00	ND	ND	19.0	1012
6/24/25 3:00	0.4	301	19.0	1012
6/24/25 4:00	0.1	360	18.6	1011
6/24/25 5:00	ND	ND	18.4	1012
6/24/25 6:00	0.5	328	19.6	1012
6/24/25 7:00	0.2	360	22.7	1012
6/24/25 8:00	2.3	270	27.6	1012
6/24/25 9:00	3.1	277	30.5	1012
6/24/25 10:00	3.9	278	32.2	1012
6/24/25 11:00	3.5	261	33.3	1012
6/24/25 12:00	3.4	243	34.2	1012
6/24/25 13:00	3.7	238	35.0	1011

CITGO SOUTH PORTLAND MAINE TERMINAL FENCELINE MONITORING

Portland International Jet Airport (PWM) Meteorological Data (6/17/25 9:00 to 7/1/25 11:00)

6/24/25 14:00	4.4	251	35.9	1011
6/24/25 15:00	4.2	256	36.5	1010
6/24/25 16:00	4.3	275	36.6	1010
6/24/25 17:00	3.5	326	36.1	1009
6/24/25 18:00	3.8	309	36.4	1009
6/24/25 19:00	3.6	323	34.8	1009
6/24/25 20:00	4.4	264	25.8	1011
6/24/25 21:00	1.6	299	26.0	1011
6/24/25 22:00	3.3	283	25.8	1011
6/24/25 23:00	3.7	288	26.0	1011
6/25/25 0:00	2.2	291	25.7	1011
6/25/25 1:00	2.6	270	25.5	1010
6/25/25 2:00	2.4	253	24.8	1011
6/25/25 3:00	2.5	276	24.0	1011
6/25/25 4:00	1.5	279	24.0	1010
6/25/25 5:00	0.2	349	23.6	1011
6/25/25 6:00	1.6	305	23.3	1011
6/25/25 7:00	3.1	292	25.1	1011
6/25/25 8:00	3.0	301	26.8	1012
6/25/25 9:00	3.1	324	28.0	1012
6/25/25 10:00	4.1	321	27.3	1012
6/25/25 11:00	2.0	287	25.2	1013
6/25/25 12:00	0.9	289	26.1	1013
6/25/25 13:00	2.9	217	29.2	1013
6/25/25 14:00	3.5	311	31.0	1012
6/25/25 15:00	3.0	239	31.4	1012
6/25/25 16:00	3.8	319	32.0	1012
6/25/25 17:00	3.1	282	31.9	1011
6/25/25 18:00	3.4	186	28.6	1011
6/25/25 19:00	2.4	230	28.2	1011
6/25/25 20:00	2.5	203	27.3	1012
6/25/25 21:00	1.8	260	26.9	1013
6/25/25 22:00	3.3	289	26.0	1014
6/25/25 23:00	5.1	356	24.3	1015
6/26/25 0:00	3.7	356	22.8	1015
6/26/25 1:00	2.7	351	21.1	1016
6/26/25 2:00	2.5	346	20.7	1016
6/26/25 3:00	2.2	70	19.5	1016
6/26/25 4:00	2.6	36	18.1	1017
6/26/25 5:00	4.3	34	17.9	1017
6/26/25 6:00	4.3	47	17.9	1018
6/26/25 7:00	4.6	50	17.8	1019
6/26/25 8:00	4.9	53	18.1	1019
6/26/25 9:00	4.1	44	18.9	1019

CITGO SOUTH PORTLAND MAINE TERMINAL FENCELINE MONITORING

Portland International Jet Airport (PWM) Meteorological Data (6/17/25 9:00 to 7/1/25 11:00)

6/26/25 10:00	3.7	49	19.8	1020
6/26/25 11:00	3.6	105	20.5	1020
6/26/25 12:00	4.3	98	20.6	1020
6/26/25 13:00	3.8	133	18.6	1020
6/26/25 14:00	3.0	144	18.0	1020
6/26/25 15:00	2.5	172	17.9	1020
6/26/25 16:00	2.3	180	16.9	1020
6/26/25 17:00	2.7	182	16.0	1019
6/26/25 18:00	1.6	225	16.6	1019
6/26/25 19:00	2.4	189	16.9	1019
6/26/25 20:00	2.4	208	16.2	1019
6/26/25 21:00	2.1	220	15.9	1019
6/26/25 22:00	1.9	217	15.9	1019
6/26/25 23:00	1.3	240	14.2	1020
6/27/25 0:00	ND	ND	13.6	1020
6/27/25 1:00	ND	ND	12.7	1021
6/27/25 2:00	0.8	355	12.2	1021
6/27/25 3:00	1.5	337	11.9	1021
6/27/25 4:00	0.9	333	11.4	1021
6/27/25 5:00	0.2	353	10.9	1021
6/27/25 6:00	0.5	347	10.9	1022
6/27/25 7:00	1.5	254	12.9	1023
6/27/25 8:00	1.5	234	15.6	1023
6/27/25 9:00	1.7	102	18.1	1023
6/27/25 10:00	2.9	73	20.2	1023
6/27/25 11:00	3.2	86	21.0	1024
6/27/25 12:00	3.7	91	21.0	1023
6/27/25 13:00	3.8	90	21.8	1023
6/27/25 14:00	4.1	136	22.2	1023
6/27/25 15:00	4.3	172	22.0	1023
6/27/25 16:00	4.5	166	21.9	1023
6/27/25 17:00	4.5	171	21.1	1022
6/27/25 18:00	4.5	180	19.6	1022
6/27/25 19:00	3.6	184	19.0	1022
6/27/25 20:00	4.0	180	18.2	1022
6/27/25 21:00	3.2	177	17.3	1021
6/27/25 22:00	3.4	177	17.0	1021
6/27/25 23:00	3.0	179	17.0	1021
6/28/25 0:00	3.3	177	17.0	1021
6/28/25 1:00	3.0	175	16.9	1021
6/28/25 2:00	3.6	178	16.9	1020
6/28/25 3:00	3.5	178	16.6	1020
6/28/25 4:00	3.3	172	15.9	1019
6/28/25 5:00	3.1	158	15.9	1019

CITGO SOUTH PORTLAND MAINE TERMINAL FENCELINE MONITORING

Portland International Jet Airport (PWM) Meteorological Data (6/17/25 9:00 to 7/1/25 11:00)

6/28/25 6:00	3.6	167	15.9	1019
6/28/25 7:00	2.7	164	14.6	1019
6/28/25 8:00	3.1	187	13.3	1019
6/28/25 9:00	2.7	163	12.0	1019
6/28/25 10:00	2.5	115	12.4	1019
6/28/25 11:00	3.7	112	13.1	1018
6/28/25 12:00	4.3	97	13.0	1018
6/28/25 13:00	4.5	89	13.3	1017
6/28/25 14:00	3.3	131	15.4	1016
6/28/25 15:00	3.6	157	15.9	1015
6/28/25 16:00	2.4	171	15.9	1015
6/28/25 17:00	2.4	156	16.1	1014
6/28/25 18:00	0.7	221	16.6	1014
6/28/25 19:00	2.7	50	16.0	1013
6/28/25 20:00	2.6	77	14.8	1013
6/28/25 21:00	1.5	112	14.7	1013
6/28/25 22:00	1.3	133	15.0	1013
6/28/25 23:00	1.5	97	15.0	1013
6/29/25 0:00	2.2	43	14.8	1013
6/29/25 1:00	1.0	40	14.6	1012
6/29/25 2:00	2.0	60	14.1	1012
6/29/25 3:00	1.5	56	14.0	1011
6/29/25 4:00	1.2	180	14.5	1011
6/29/25 5:00	0.8	248	15.0	1011
6/29/25 6:00	ND	ND	14.9	1012
6/29/25 7:00	ND	ND	14.9	1012
6/29/25 8:00	0.5	257	15.7	1012
6/29/25 9:00	0.7	280	16.1	1012
6/29/25 10:00	1.6	263	17.0	1011
6/29/25 11:00	1.8	276	17.4	1011
6/29/25 12:00	2.6	307	20.0	1012
6/29/25 13:00	2.7	298	22.0	1011
6/29/25 14:00	3.3	326	23.6	1011
6/29/25 15:00	3.2	260	22.6	1011
6/29/25 16:00	3.6	196	21.4	1010
6/29/25 17:00	2.6	197	22.0	1011
6/29/25 18:00	2.6	209	23.0	1011
6/29/25 19:00	2.2	190	22.0	1011
6/29/25 20:00	1.2	233	22.0	1011
6/29/25 21:00	0.2	343	21.3	1011
6/29/25 22:00	ND	ND	20.9	1012
6/29/25 23:00	ND	ND	20.6	1012
6/30/25 0:00	0.3	329	20.3	1012
6/30/25 1:00	1.3	293	18.8	1013

CITGO SOUTH PORTLAND MAINE TERMINAL FENCELINE MONITORING

Portland International Jet Airport (PWM) Meteorological Data (6/17/25 9:00 to 7/1/25 11:00)

6/30/25 2:00	0.4	334	17.9	1012
6/30/25 3:00	1.1	305	17.2	1013
6/30/25 4:00	1.5	274	16.6	1013
6/30/25 5:00	1.5	280	15.7	1013
6/30/25 6:00	1.9	280	15.3	1014
6/30/25 7:00	1.9	282	16.7	1014
6/30/25 8:00	1.7	283	19.1	1014
6/30/25 9:00	0.4	343	21.6	1014
6/30/25 10:00	1.1	261	23.2	1014
6/30/25 11:00	2.1	221	24.2	1014
6/30/25 12:00	2.8	209	24.9	1013
6/30/25 13:00	4.3	161	25.3	1013
6/30/25 14:00	4.4	168	25.9	1012
6/30/25 15:00	5.2	167	25.0	1012
6/30/25 16:00	4.4	170	24.5	1012
6/30/25 17:00	4.7	177	24.1	1012
6/30/25 18:00	4.6	184	23.6	1011
6/30/25 19:00	4.5	193	22.9	1011
6/30/25 20:00	3.6	190	21.7	1011
6/30/25 21:00	2.0	190	20.8	1011
6/30/25 22:00	1.7	187	19.4	1011
6/30/25 23:00	1.5	127	18.3	1011
7/1/25 0:00	1.5	156	17.8	1010
7/1/25 1:00	1.5	158	17.9	1010
7/1/25 2:00	2.4	195	17.9	1010
7/1/25 3:00	1.9	206	17.9	1009
7/1/25 4:00	1.3	132	17.9	1008
7/1/25 5:00	1.6	143	17.2	1008
7/1/25 6:00	1.7	163	17.5	1008
7/1/25 7:00	1.7	175	18.1	1008
7/1/25 8:00	2.3	176	18.7	1007
7/1/25 9:00	2.9	175	19.4	1007
7/1/25 10:00	3.0	168	21.4	1006
7/1/25 11:00	2.5	191	23.3	1006

PWM Wind Rose 6/17/25 9:00 - 7/1/25 11:00

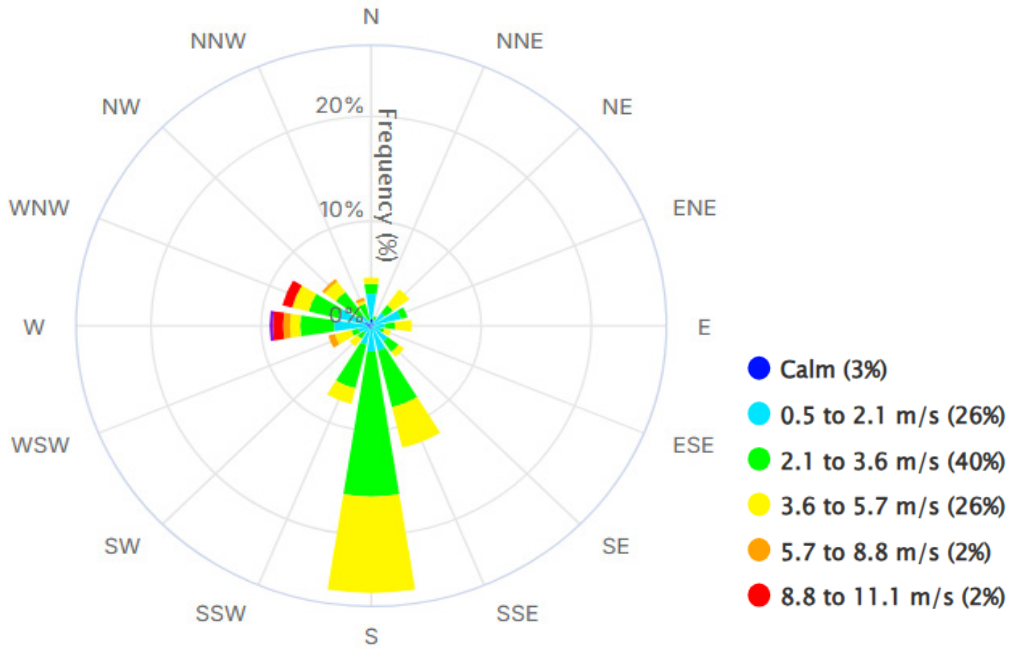

CITGO SOUTH PORTLAND MAINE TERMINAL FENCELINE MONITORING

Portland International Jet Airport (PWM) Meteorological Data (7/1/25 9:00 to 7/15/25 11:00)

Date & Time	Wind Speed	Wind Direction	Temperature	Barometric Pressure
	m/s	Deg.	°C	mb
7/1/25 9:00	3.0	168	21.4	1006
7/1/25 10:00	2.5	191	23.3	1006
7/1/25 11:00	2.7	183	25.1	1005
7/1/25 12:00	3.8	179	26.1	1004
7/1/25 13:00	4.3	211	28.4	1004
7/1/25 14:00	4.8	180	27.0	1003
7/1/25 15:00	4.2	195	27.8	1003
7/1/25 16:00	3.7	170	27.6	1002
7/1/25 17:00	2.9	182	27.7	1002
7/1/25 18:00	2.8	187	27.6	1002
7/1/25 19:00	2.3	195	26.1	1002
7/1/25 20:00	1.3	242	24.4	1002
7/1/25 21:00	1.0	244	23.9	1003
7/1/25 22:00	1.1	310	24.4	1004
7/1/25 23:00	3.8	231	25.8	1004
7/2/25 0:00	2.9	235	25.3	1003
7/2/25 1:00	3.4	235	24.0	1003
7/2/25 2:00	2.7	239	23.9	1003
7/2/25 3:00	2.0	258	23.9	1003
7/2/25 4:00	3.3	269	23.4	1004
7/2/25 5:00	2.5	285	23.2	1004
7/2/25 6:00	1.4	241	22.9	1005
7/2/25 7:00	2.0	293	23.6	1005
7/2/25 8:00	3.4	275	25.1	1005
7/2/25 9:00	2.9	270	27.4	1006
7/2/25 10:00	3.0	270	27.3	1006
7/2/25 11:00	2.5	271	28.4	1006
7/2/25 12:00	2.4	245	29.0	1006
7/2/25 13:00	2.8	249	29.7	1006
7/2/25 14:00	3.7	234	29.6	1005
7/2/25 15:00	4.1	191	28.9	1005
7/2/25 16:00	4.2	180	28.3	1005
7/2/25 17:00	3.9	194	28.0	1004
7/2/25 18:00	3.0	186	28.0	1004
7/2/25 19:00	2.5	199	28.0	1005
7/2/25 20:00	2.0	194	26.2	1005
7/2/25 21:00	1.7	223	25.0	1006
7/2/25 22:00	2.2	251	24.6	1006
7/2/25 23:00	1.5	283	22.3	1006
7/3/25 0:00	1.3	278	21.7	1005
7/3/25 1:00	1.4	300	20.2	1005

CITGO SOUTH PORTLAND MAINE TERMINAL FENCELINE MONITORING

Portland International Jet Airport (PWM) Meteorological Data (7/1/25 9:00 to 7/15/25 11:00)

7/3/25 2:00	ND	ND	18.8	1006
7/3/25 3:00	1.4	310	18.7	1006
7/3/25 4:00	2.1	287	18.1	1006
7/3/25 5:00	0.6	320	18.4	1006
7/3/25 6:00	1.1	244	20.1	1006
7/3/25 7:00	1.4	315	21.8	1006
7/3/25 8:00	1.5	15	23.9	1006
7/3/25 9:00	1.9	134	25.9	1006
7/3/25 10:00	4.3	156	26.9	1005
7/3/25 11:00	4.5	156	27.0	1005
7/3/25 12:00	4.7	181	27.0	1005
7/3/25 13:00	4.9	238	24.5	1005
7/3/25 14:00	1.1	284	20.5	1005
7/3/25 15:00	2.7	287	24.0	1004
7/3/25 16:00	5.3	283	26.0	1004
7/3/25 17:00	4.3	270	26.8	1004
7/3/25 18:00	6.3	320	24.9	1005
7/3/25 19:00	3.6	216	22.0	1006
7/3/25 20:00	3.5	352	20.9	1006
7/3/25 21:00	2.0	281	20.0	1007
7/3/25 22:00	1.4	329	19.3	1008
7/3/25 23:00	1.5	198	18.8	1008
7/4/25 0:00	1.3	274	18.6	1008
7/4/25 1:00	2.4	256	17.9	1008
7/4/25 2:00	2.8	265	16.8	1009
7/4/25 3:00	2.6	274	15.8	1009
7/4/25 4:00	3.2	282	15.2	1009
7/4/25 5:00	2.6	281	15.1	1010
7/4/25 6:00	2.0	288	16.5	1010
7/4/25 7:00	3.1	315	18.4	1011
7/4/25 8:00	4.0	321	20.0	1011
7/4/25 9:00	4.8	307	21.0	1012
7/4/25 10:00	5.5	341	21.3	1012
7/4/25 11:00	4.9	325	22.0	1012
7/4/25 12:00	4.6	316	21.9	1012
7/4/25 13:00	6.0	320	23.3	1012
7/4/25 14:00	7.3	312	23.0	1013
7/4/25 15:00	7.8	322	23.5	1013
7/4/25 16:00	7.2	307	23.7	1013
7/4/25 17:00	6.1	313	23.2	1013
7/4/25 18:00	5.2	318	22.8	1014
7/4/25 19:00	4.2	305	22.1	1014
7/4/25 20:00	3.4	282	19.8	1015
7/4/25 21:00	2.8	273	18.8	1016

CITGO SOUTH PORTLAND MAINE TERMINAL FENCELINE MONITORING

Portland International Jet Airport (PWM) Meteorological Data (7/1/25 9:00 to 7/15/25 11:00)

7/4/25 22:00	2.7	257	18.0	1016
7/4/25 23:00	2.7	259	17.2	1016
7/5/25 0:00	2.9	270	16.4	1016
7/5/25 1:00	2.8	279	15.8	1017
7/5/25 2:00	2.1	269	14.9	1017
7/5/25 3:00	1.5	275	14.1	1017
7/5/25 4:00	2.4	275	13.2	1016
7/5/25 5:00	2.6	263	14.1	1017
7/5/25 6:00	1.7	291	16.3	1017
7/5/25 7:00	2.6	277	17.9	1017
7/5/25 8:00	3.0	288	20.0	1018
7/5/25 9:00	2.7	305	22.6	1018
7/5/25 10:00	3.3	286	24.6	1018
7/5/25 11:00	3.7	209	24.1	1017
7/5/25 12:00	4.7	194	24.8	1017
7/5/25 13:00	4.4	190	25.3	1017
7/5/25 14:00	4.4	192	24.4	1017
7/5/25 15:00	4.3	188	24.1	1016
7/5/25 16:00	3.9	176	23.4	1016
7/5/25 17:00	3.8	193	22.5	1015
7/5/25 18:00	2.8	189	22.0	1015
7/5/25 19:00	3.0	196	22.0	1015
7/5/25 20:00	2.6	193	21.3	1015
7/5/25 21:00	2.0	201	20.4	1015
7/5/25 22:00	1.9	220	19.9	1015
7/5/25 23:00	1.3	240	20.0	1014
7/6/25 0:00	2.4	221	20.7	1013
7/6/25 1:00	2.4	222	20.5	1013
7/6/25 2:00	2.1	222	19.5	1012
7/6/25 3:00	2.9	220	19.0	1012
7/6/25 4:00	2.9	229	19.0	1012
7/6/25 5:00	2.8	236	19.8	1012
7/6/25 6:00	2.8	230	20.7	1012
7/6/25 7:00	3.4	239	22.3	1012
7/6/25 8:00	3.3	249	23.9	1012
7/6/25 9:00	3.5	245	25.9	1012
7/6/25 10:00	4.0	246	28.6	1011
7/6/25 11:00	4.4	248	30.4	1011
7/6/25 12:00	3.9	249	31.7	1011
7/6/25 13:00	4.4	259	32.3	1010
7/6/25 14:00	5.1	249	32.7	1010
7/6/25 15:00	3.6	220	32.7	1010
7/6/25 16:00	4.5	162	31.7	1009
7/6/25 17:00	3.8	166	30.3	1009

CITGO SOUTH PORTLAND MAINE TERMINAL FENCELINE MONITORING

Portland International Jet Airport (PWM) Meteorological Data (7/1/25 9:00 to 7/15/25 11:00)

7/6/25 18:00	3.6	173	29.1	1009
7/6/25 19:00	2.8	178	26.5	1009
7/6/25 20:00	2.3	192	25.2	1009
7/6/25 21:00	1.4	224	24.7	1010
7/6/25 22:00	2.6	211	25.8	1010
7/6/25 23:00	2.7	214	24.5	1010
7/7/25 0:00	2.9	222	25.9	1010
7/7/25 1:00	3.5	230	25.9	1010
7/7/25 2:00	2.6	227	25.4	1010
7/7/25 3:00	1.8	224	24.2	1010
7/7/25 4:00	1.6	224	23.2	1010
7/7/25 5:00	2.2	211	22.9	1011
7/7/25 6:00	2.8	223	23.4	1011
7/7/25 7:00	3.5	218	24.7	1011
7/7/25 8:00	3.7	228	26.7	1011
7/7/25 9:00	3.7	218	27.7	1011
7/7/25 10:00	3.4	188	28.0	1011
7/7/25 11:00	4.1	175	28.0	1011
7/7/25 12:00	4.2	178	28.2	1011
7/7/25 13:00	4.9	183	27.7	1010
7/7/25 14:00	3.2	190	27.2	1010
7/7/25 15:00	3.4	167	27.7	1010
7/7/25 16:00	3.0	178	27.0	1009
7/7/25 17:00	4.0	189	27.0	1009
7/7/25 18:00	3.4	190	26.0	1009
7/7/25 19:00	3.3	184	25.7	1009
7/7/25 20:00	2.6	185	25.0	1010
7/7/25 21:00	3.1	188	24.2	1010
7/7/25 22:00	3.3	186	23.3	1010
7/7/25 23:00	1.7	202	23.1	1010
7/8/25 0:00	1.3	231	22.6	1010
7/8/25 1:00	1.7	229	21.0	1010
7/8/25 2:00	1.9	239	21.1	1010
7/8/25 3:00	2.0	213	22.0	1009
7/8/25 4:00	1.3	247	21.3	1009
7/8/25 5:00	0.9	260	21.3	1009
7/8/25 6:00	1.6	247	22.0	1010
7/8/25 7:00	1.4	249	24.3	1010
7/8/25 8:00	1.8	137	25.8	1010
7/8/25 9:00	2.3	150	27.4	1010
7/8/25 10:00	2.9	97	27.5	1010
7/8/25 11:00	3.6	66	28.3	1010
7/8/25 12:00	2.6	93	26.1	1010
7/8/25 13:00	3.0	67	27.0	1011

CITGO SOUTH PORTLAND MAINE TERMINAL FENCELINE MONITORING

Portland International Jet Airport (PWM) Meteorological Data (7/1/25 9:00 to 7/15/25 11:00)

7/8/25 14:00	4.7	69	27.2	1011
7/8/25 15:00	5.0	94	24.1	1011
7/8/25 16:00	4.1	93	22.6	1012
7/8/25 17:00	3.9	88	20.7	1012
7/8/25 18:00	2.8	80	19.5	1012
7/8/25 19:00	2.8	82	18.8	1013
7/8/25 20:00	1.8	93	18.0	1014
7/8/25 21:00	2.1	78	18.1	1014
7/8/25 22:00	1.9	140	18.0	1014
7/8/25 23:00	1.5	75	18.0	1014
7/9/25 0:00	0.2	296	18.0	1014
7/9/25 1:00	1.2	85	18.0	1014
7/9/25 2:00	ND	ND	18.0	1014
7/9/25 3:00	0.7	253	18.1	1014
7/9/25 4:00	1.5	75	18.0	1013
7/9/25 5:00	1.8	114	18.0	1014
7/9/25 6:00	2.0	42	18.0	1014
7/9/25 7:00	1.5	173	18.6	1014
7/9/25 8:00	1.0	210	19.4	1015
7/9/25 9:00	0.4	293	20.2	1015
7/9/25 10:00	1.5	183	21.0	1015
7/9/25 11:00	2.7	88	21.4	1015
7/9/25 12:00	3.2	88	21.0	1015
7/9/25 13:00	2.5	86	21.9	1014
7/9/25 14:00	2.4	86	23.4	1014
7/9/25 15:00	2.6	117	23.2	1014
7/9/25 16:00	2.4	110	23.1	1014
7/9/25 17:00	3.4	173	21.9	1013
7/9/25 18:00	2.6	168	20.9	1013
7/9/25 19:00	2.7	184	19.2	1013
7/9/25 20:00	1.9	191	18.7	1014
7/9/25 21:00	1.5	188	18.3	1014
7/9/25 22:00	1.3	192	18.3	1014
7/9/25 23:00	0.6	360	18.0	1014
7/10/25 0:00	0.8	160	18.0	1014
7/10/25 1:00	1.3	170	18.0	1014
7/10/25 2:00	0.8	260	17.9	1014
7/10/25 3:00	1.7	123	17.9	1014
7/10/25 4:00	1.7	125	18.0	1014
7/10/25 5:00	1.7	104	17.7	1014
7/10/25 6:00	2.5	126	17.0	1014
7/10/25 7:00	2.7	103	17.0	1014
7/10/25 8:00	2.8	99	17.0	1014
7/10/25 9:00	2.8	118	17.0	1015

CITGO SOUTH PORTLAND MAINE TERMINAL FENCELINE MONITORING

Portland International Jet Airport (PWM) Meteorological Data (7/1/25 9:00 to 7/15/25 11:00)

7/10/25 10:00	2.6	136	17.0	1015
7/10/25 11:00	2.1	105	17.9	1015
7/10/25 12:00	2.7	81	18.3	1015
7/10/25 13:00	3.3	80	18.4	1015
7/10/25 14:00	3.3	93	17.6	1015
7/10/25 15:00	2.7	92	17.6	1015
7/10/25 16:00	2.7	61	18.8	1014
7/10/25 17:00	2.5	96	19.0	1014
7/10/25 18:00	2.9	103	19.0	1014
7/10/25 19:00	3.1	108	17.5	1014
7/10/25 20:00	2.9	106	16.0	1015
7/10/25 21:00	3.1	99	16.0	1014
7/10/25 22:00	1.9	81	16.0	1014
7/10/25 23:00	1.1	211	15.9	1015
7/11/25 0:00	1.7	74	15.9	1015
7/11/25 1:00	0.8	225	15.9	1015
7/11/25 2:00	1.6	87	15.9	1014
7/11/25 3:00	0.2	316	16.0	1014
7/11/25 4:00	0.5	328	16.5	1014
7/11/25 5:00	1.1	190	16.7	1014
7/11/25 6:00	1.1	232	16.9	1015
7/11/25 7:00	2.1	193	17.2	1014
7/11/25 8:00	2.4	183	18.2	1014
7/11/25 9:00	2.4	150	19.6	1015
7/11/25 10:00	4.5	92	18.7	1015
7/11/25 11:00	3.8	95	18.5	1015
7/11/25 12:00	4.0	93	19.5	1015
7/11/25 13:00	3.6	121	21.0	1015
7/11/25 14:00	2.8	158	21.9	1015
7/11/25 15:00	3.3	152	22.0	1014
7/11/25 16:00	4.6	170	19.9	1014
7/11/25 17:00	3.4	168	19.1	1014
7/11/25 18:00	3.8	154	19.0	1015
7/11/25 19:00	2.7	161	18.6	1015
7/11/25 20:00	2.4	181	18.0	1016
7/11/25 21:00	1.7	93	18.0	1016
7/11/25 22:00	1.4	163	18.0	1016
7/11/25 23:00	1.4	216	18.0	1016
7/12/25 0:00	1.6	199	18.0	1016
7/12/25 1:00	2.1	172	17.3	1016
7/12/25 2:00	1.5	ND	17.5	1016
7/12/25 3:00	1.1	235	17.9	1016
7/12/25 4:00	1.9	123	17.1	1016
7/12/25 5:00	2.2	94	17.0	1016

CITGO SOUTH PORTLAND MAINE TERMINAL FENCELINE MONITORING

Portland International Jet Airport (PWM) Meteorological Data (7/1/25 9:00 to 7/15/25 11:00)

7/12/25 6:00	2.2	69	17.0	1016
7/12/25 7:00	1.4	123	17.1	1017
7/12/25 8:00	1.8	49	17.4	1017
7/12/25 9:00	1.8	61	18.1	1017
7/12/25 10:00	2.3	105	19.1	1018
7/12/25 11:00	2.4	83	19.4	1018
7/12/25 12:00	3.7	154	21.0	1018
7/12/25 13:00	3.8	168	21.2	1018
7/12/25 14:00	4.0	158	22.0	1018
7/12/25 15:00	4.1	168	21.3	1018
7/12/25 16:00	4.7	158	20.4	1017
7/12/25 17:00	3.6	170	19.0	1017
7/12/25 18:00	3.5	165	19.0	1017
7/12/25 19:00	3.2	168	19.0	1018
7/12/25 20:00	3.3	160	18.0	1018
7/12/25 21:00	3.0	160	18.0	1018
7/12/25 22:00	2.9	155	18.0	1019
7/12/25 23:00	2.9	157	17.7	1019
7/13/25 0:00	2.2	143	17.3	1018
7/13/25 1:00	2.4	162	17.0	1018
7/13/25 2:00	2.7	161	17.0	1018
7/13/25 3:00	2.2	165	17.0	1017
7/13/25 4:00	1.9	167	17.6	1018
7/13/25 5:00	2.3	191	17.4	1018
7/13/25 6:00	2.3	182	17.3	1018
7/13/25 7:00	2.8	192	17.6	1018
7/13/25 8:00	2.8	181	18.0	1018
7/13/25 9:00	2.9	190	19.0	1018
7/13/25 10:00	3.2	164	20.9	1018
7/13/25 11:00	3.7	147	22.1	1018
7/13/25 12:00	4.5	165	22.0	1018
7/13/25 13:00	4.5	167	21.6	1017
7/13/25 14:00	5.0	167	21.7	1017
7/13/25 15:00	5.6	169	21.7	1016
7/13/25 16:00	5.5	185	20.8	1016
7/13/25 17:00	4.3	184	20.7	1016
7/13/25 18:00	4.0	185	20.7	1016
7/13/25 19:00	4.3	179	19.6	1016
7/13/25 20:00	4.2	182	19.0	1016
7/13/25 21:00	3.6	176	18.6	1017
7/13/25 22:00	3.0	180	18.0	1017
7/13/25 23:00	3.0	181	18.0	1017
7/14/25 0:00	2.5	184	18.0	1016
7/14/25 1:00	3.2	186	18.0	1016

CITGO SOUTH PORTLAND MAINE TERMINAL FENCELINE MONITORING

Portland International Jet Airport (PWM) Meteorological Data (7/1/25 9:00 to 7/15/25 11:00)

7/14/25 2:00	3.1	191	18.0	1016
7/14/25 3:00	2.2	204	18.0	1016
7/14/25 4:00	1.9	186	18.0	1015
7/14/25 5:00	2.1	189	18.1	1015
7/14/25 6:00	3.2	184	18.0	1015
7/14/25 7:00	2.7	187	18.2	1016
7/14/25 8:00	2.7	184	19.5	1015
7/14/25 9:00	2.8	170	22.0	1015
7/14/25 10:00	4.3	174	23.9	1015
7/14/25 11:00	5.1	187	23.8	1015
7/14/25 12:00	5.5	179	23.8	1015
7/14/25 13:00	5.4	171	23.6	1014
7/14/25 14:00	5.0	177	22.6	1014
7/14/25 15:00	6.2	185	23.0	1014
7/14/25 16:00	6.1	181	23.6	1013
7/14/25 17:00	5.1	187	23.3	1013
7/14/25 18:00	4.5	184	23.1	1013
7/14/25 19:00	3.7	184	22.1	1014
7/14/25 20:00	2.6	221	21.3	1014
7/14/25 21:00	3.1	140	20.9	1014
7/14/25 22:00	3.0	203	20.3	1014
7/14/25 23:00	2.0	256	20.0	1013
7/15/25 0:00	1.2	299	20.7	1013
7/15/25 1:00	0.6	321	21.0	1013
7/15/25 2:00	ND	ND	21.0	1013
7/15/25 3:00	0.8	145	21.0	1013
7/15/25 4:00	1.5	118	20.3	1014
7/15/25 5:00	0.5	260	19.3	1014
7/15/25 6:00	0.5	300	20.2	1015
7/15/25 7:00	1.5	175	21.9	1015
7/15/25 8:00	ND	ND	24.3	1015
7/15/25 9:00	0.0	360	26.0	1015
7/15/25 10:00	1.9	107	27.0	1015
7/15/25 11:00	3.1	94	28.1	1014

PWM Wind Rose 7/1/25 9:00 - 7/15/25 11:00

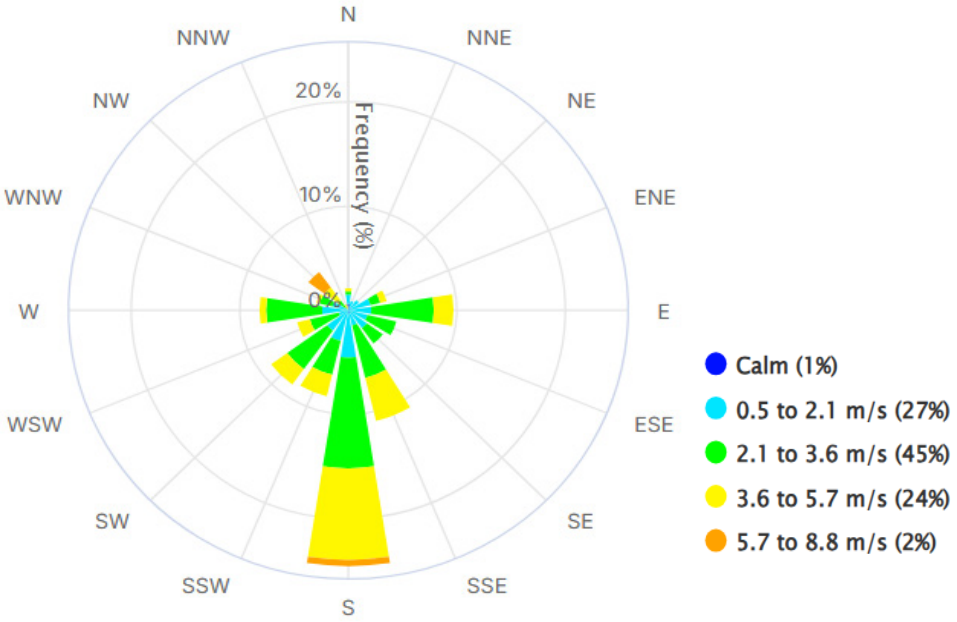

CITGO SOUTH PORTLAND MAINE TERMINAL FENCELINE MONITORING

Portland International Jet Airport (PWM) Meteorological Data (7/15/25 10:00 to 7/29/25 11:00)

Date & Time	Wind Speed	Wind Direction	Temperature	Barometric Pressure
	m/s	Deg.	°C	mb
7/15/25 10:00	1.9	107	27.0	1015
7/15/25 11:00	3.1	94	28.1	1014
7/15/25 12:00	3.0	160	28.6	1014
7/15/25 13:00	4.0	169	29.0	1014
7/15/25 14:00	3.7	169	29.0	1014
7/15/25 15:00	3.5	170	29.0	1014
7/15/25 16:00	4.0	169	27.8	1013
7/15/25 17:00	3.5	175	26.9	1013
7/15/25 18:00	2.9	188	26.7	1014
7/15/25 19:00	2.1	168	26.0	1014
7/15/25 20:00	1.8	196	24.7	1014
7/15/25 21:00	1.3	157	22.6	1014
7/15/25 22:00	1.0	150	21.9	1014
7/15/25 23:00	1.0	223	21.0	1013
7/16/25 0:00	ND	ND	20.9	1014
7/16/25 1:00	1.3	295	20.9	1014
7/16/25 2:00	1.5	290	20.9	1014
7/16/25 3:00	1.4	284	20.2	1014
7/16/25 4:00	1.3	305	19.6	1014
7/16/25 5:00	1.0	310	19.4	1014
7/16/25 6:00	0.2	290	20.9	1014
7/16/25 7:00	ND	ND	23.1	1014
7/16/25 8:00	1.5	90	25.7	1014
7/16/25 9:00	2.1	112	27.3	1014
7/16/25 10:00	2.6	99	28.1	1013
7/16/25 11:00	3.4	166	28.5	1013
7/16/25 12:00	3.1	151	29.7	1013
7/16/25 13:00	3.8	160	31.1	1013
7/16/25 14:00	4.8	158	30.7	1013
7/16/25 15:00	4.3	163	30.3	1012
7/16/25 16:00	4.3	175	28.6	1011
7/16/25 17:00	4.2	180	28.0	1011
7/16/25 18:00	3.9	176	26.1	1011
7/16/25 19:00	3.9	189	24.1	1011
7/16/25 20:00	3.0	177	23.4	1010
7/16/25 21:00	1.6	176	22.9	1011
7/16/25 22:00	1.9	125	22.2	1011
7/16/25 23:00	1.5	151	21.9	1010
7/17/25 0:00	0.5	150	21.6	1010
7/17/25 1:00	1.0	244	20.9	1010
7/17/25 2:00	1.0	254	21.0	1010

CITGO SOUTH PORTLAND MAINE TERMINAL FENCELINE MONITORING

Portland International Jet Airport (PWM) Meteorological Data (7/15/25 10:00 to 7/29/25 11:00)

7/17/25 3:00	ND	ND	21.0	1009
7/17/25 4:00	1.0	247	21.0	1009
7/17/25 5:00	1.0	247	21.0	1008
7/17/25 6:00	1.7	192	22.0	1008
7/17/25 7:00	2.5	173	22.9	1008
7/17/25 8:00	2.8	187	23.5	1008
7/17/25 9:00	4.0	190	25.6	1008
7/17/25 10:00	4.0	173	27.6	1007
7/17/25 11:00	5.0	170	27.3	1006
7/17/25 12:00	5.6	168	27.7	1005
7/17/25 13:00	5.8	175	27.2	1005
7/17/25 14:00	4.0	171	26.3	1004
7/17/25 15:00	4.3	170	25.5	1003
7/17/25 16:00	3.3	184	25.7	1002
7/17/25 17:00	2.7	166	26.6	1002
7/17/25 18:00	3.2	175	27.4	1001
7/17/25 19:00	3.1	174	24.4	1001
7/17/25 20:00	2.9	171	23.3	1001
7/17/25 21:00	4.4	206	24.7	1001
7/17/25 22:00	4.9	241	25.9	1001
7/17/25 23:00	3.8	255	25.9	1002
7/18/25 0:00	3.6	252	25.3	1002
7/18/25 1:00	5.7	272	24.8	1002
7/18/25 2:00	6.5	289	23.4	1003
7/18/25 3:00	5.1	303	22.7	1004
7/18/25 4:00	4.6	314	21.9	1005
7/18/25 5:00	4.0	322	21.9	1006
7/18/25 6:00	3.7	309	21.9	1007
7/18/25 7:00	5.2	313	22.5	1008
7/18/25 8:00	7.4	321	23.1	1009
7/18/25 9:00	8.6	334	22.9	1010
7/18/25 10:00	8.8	338	22.9	1011
7/18/25 11:00	7.9	344	23.5	1012
7/18/25 12:00	7.6	340	24.5	1013
7/18/25 13:00	7.9	330	25.8	1012
7/18/25 14:00	7.5	324	25.9	1013
7/18/25 15:00	6.8	318	26.0	1013
7/18/25 16:00	6.9	311	26.0	1013
7/18/25 17:00	6.2	325	26.0	1013
7/18/25 18:00	5.0	321	25.0	1014
7/18/25 19:00	4.6	323	23.7	1015
7/18/25 20:00	3.2	344	21.7	1015
7/18/25 21:00	2.2	344	20.6	1015
7/18/25 22:00	2.4	314	18.2	1016

CITGO SOUTH PORTLAND MAINE TERMINAL FENCELINE MONITORING

Portland International Jet Airport (PWM) Meteorological Data (7/15/25 10:00 to 7/29/25 11:00)

7/18/25 23:00	2.0	290	17.7	1016
7/19/25 0:00	0.2	355	16.6	1016
7/19/25 1:00	0.7	317	15.6	1017
7/19/25 2:00	1.0	310	14.3	1017
7/19/25 3:00	0.8	324	13.1	1017
7/19/25 4:00	0.2	351	13.3	1017
7/19/25 5:00	2.2	280	12.8	1017
7/19/25 6:00	1.4	284	14.2	1017
7/19/25 7:00	1.9	285	17.1	1017
7/19/25 8:00	0.8	328	20.7	1017
7/19/25 9:00	1.5	251	22.7	1017
7/19/25 10:00	1.2	273	23.8	1016
7/19/25 11:00	3.9	177	24.4	1016
7/19/25 12:00	4.3	172	24.3	1015
7/19/25 13:00	4.5	172	24.4	1015
7/19/25 14:00	5.5	156	24.1	1014
7/19/25 15:00	4.9	169	23.5	1014
7/19/25 16:00	5.2	185	23.0	1013
7/19/25 17:00	4.5	171	23.5	1013
7/19/25 18:00	4.8	187	22.8	1012
7/19/25 19:00	3.7	186	21.4	1012
7/19/25 20:00	2.8	191	20.3	1012
7/19/25 21:00	1.7	190	19.1	1012
7/19/25 22:00	ND	ND	18.9	1012
7/19/25 23:00	1.5	160	18.0	1012
7/20/25 0:00	1.4	180	17.8	1011
7/20/25 1:00	1.7	224	18.6	1010
7/20/25 2:00	1.5	230	18.9	1010
7/20/25 3:00	1.7	215	18.9	1009
7/20/25 4:00	1.5	247	18.9	1009
7/20/25 5:00	2.3	195	18.9	1009
7/20/25 6:00	2.3	189	19.0	1009
7/20/25 7:00	2.4	201	20.5	1008
7/20/25 8:00	2.9	190	22.2	1008
7/20/25 9:00	3.4	196	24.2	1007
7/20/25 10:00	4.8	186	25.3	1007
7/20/25 11:00	4.9	187	25.1	1006
7/20/25 12:00	4.8	167	26.6	1005
7/20/25 13:00	6.0	181	25.6	1004
7/20/25 14:00	6.8	186	25.1	1003
7/20/25 15:00	4.2	134	21.2	1004
7/20/25 16:00	2.6	131	21.0	1004
7/20/25 17:00	2.5	53	21.0	1003
7/20/25 18:00	1.9	40	19.2	1004

7/20/25 19:00	2.4	87	19.7	1004
7/20/25 20:00	2.5	224	19.6	1004
7/20/25 21:00	1.4	351	19.1	1004
7/20/25 22:00	2.3	317	18.8	1004
7/20/25 23:00	2.9	322	18.9	1005
7/21/25 0:00	2.7	303	18.1	1004
7/21/25 1:00	3.1	283	17.7	1004
7/21/25 2:00	4.1	301	17.0	1004
7/21/25 3:00	2.6	295	16.5	1004
7/21/25 4:00	2.5	296	16.2	1004
7/21/25 5:00	2.2	325	15.9	1005
7/21/25 6:00	3.7	309	16.7	1006
7/21/25 7:00	5.3	317	17.8	1006
7/21/25 8:00	6.3	320	19.0	1007
7/21/25 9:00	7.9	325	19.9	1008
7/21/25 10:00	8.4	325	20.8	1008
7/21/25 11:00	7.6	322	21.3	1009
7/21/25 12:00	6.1	333	22.0	1009
7/21/25 13:00	9.1	318	22.1	1009
7/21/25 14:00	8.1	324	22.8	1009
7/21/25 15:00	7.8	327	22.6	1009
7/21/25 16:00	6.8	327	22.7	1010
7/21/25 17:00	7.9	332	22.1	1010
7/21/25 18:00	6.9	328	21.8	1011
7/21/25 19:00	5.5	332	20.3	1012
7/21/25 20:00	4.8	326	18.5	1012
7/21/25 21:00	3.9	339	17.3	1013
7/21/25 22:00	2.9	340	16.0	1013
7/21/25 23:00	2.6	317	15.7	1014
7/22/25 0:00	2.1	287	14.5	1014
7/22/25 1:00	2.5	279	13.3	1015
7/22/25 2:00	2.7	273	12.4	1015
7/22/25 3:00	4.0	301	12.4	1015
7/22/25 4:00	2.8	294	12.0	1015
7/22/25 5:00	1.5	208	11.7	1016
7/22/25 6:00	1.8	297	13.6	1016
7/22/25 7:00	3.1	316	16.3	1017
7/22/25 8:00	4.3	336	18.1	1017
7/22/25 9:00	2.7	341	20.0	1018
7/22/25 10:00	2.2	257	21.2	1018
7/22/25 11:00	2.1	110	21.9	1018
7/22/25 12:00	2.2	184	22.7	1017
7/22/25 13:00	2.9	171	22.4	1017
7/22/25 14:00	4.4	169	23.0	1017

CITGO SOUTH PORTLAND MAINE TERMINAL FENCELINE MONITORING

Portland International Jet Airport (PWM) Meteorological Data (7/15/25 10:00 to 7/29/25 11:00)

7/22/25 15:00	5.0	164	23.0	1017
7/22/25 16:00	4.3	176	22.6	1017
7/22/25 17:00	3.2	188	22.1	1017
7/22/25 18:00	4.2	168	22.0	1017
7/22/25 19:00	3.4	192	20.5	1018
7/22/25 20:00	2.7	203	18.7	1018
7/22/25 21:00	2.0	212	17.8	1019
7/22/25 22:00	0.2	343	17.4	1019
7/22/25 23:00	1.0	306	16.6	1020
7/23/25 0:00	1.5	224	16.7	1020
7/23/25 1:00	1.0	290	15.8	1020
7/23/25 2:00	0.4	330	14.4	1020
7/23/25 3:00	1.3	273	13.9	1020
7/23/25 4:00	ND	ND	13.1	1020
7/23/25 5:00	0.7	345	12.7	1021
7/23/25 6:00	1.1	270	14.5	1021
7/23/25 7:00	2.4	297	17.0	1022
7/23/25 8:00	1.9	329	19.9	1022
7/23/25 9:00	1.5	222	21.9	1022
7/23/25 10:00	2.1	117	22.7	1022
7/23/25 11:00	2.6	85	23.7	1021
7/23/25 12:00	3.7	106	24.1	1021
7/23/25 13:00	4.3	158	24.0	1020
7/23/25 14:00	5.4	169	23.5	1020
7/23/25 15:00	5.2	183	23.5	1020
7/23/25 16:00	5.1	177	23.0	1020
7/23/25 17:00	6.0	187	22.8	1020
7/23/25 18:00	5.5	186	21.9	1019
7/23/25 19:00	4.8	192	20.8	1019
7/23/25 20:00	4.2	192	20.0	1019
7/23/25 21:00	4.6	194	19.1	1020
7/23/25 22:00	4.0	195	18.9	1020
7/23/25 23:00	3.8	196	18.4	1019
7/24/25 0:00	2.9	192	17.9	1019
7/24/25 1:00	1.9	210	17.9	1018
7/24/25 2:00	1.5	225	17.9	1018
7/24/25 3:00	1.9	220	17.9	1018
7/24/25 4:00	2.1	205	17.2	1017
7/24/25 5:00	2.6	213	16.9	1017
7/24/25 6:00	2.7	212	17.9	1017
7/24/25 7:00	3.6	214	19.8	1017
7/24/25 8:00	3.9	227	22.2	1017
7/24/25 9:00	3.2	213	24.2	1016
7/24/25 10:00	3.8	223	26.7	1016

CITGO SOUTH PORTLAND MAINE TERMINAL FENCELINE MONITORING

Portland International Jet Airport (PWM) Meteorological Data (7/15/25 10:00 to 7/29/25 11:00)

7/24/25 11:00	4.1	202	28.0	1016
7/24/25 12:00	4.5	176	28.0	1015
7/24/25 13:00	5.5	181	28.0	1014
7/24/25 14:00	5.4	183	28.0	1013
7/24/25 15:00	5.3	188	27.6	1012
7/24/25 16:00	6.1	186	26.3	1011
7/24/25 17:00	5.0	183	25.8	1011
7/24/25 18:00	5.1	181	24.4	1011
7/24/25 19:00	4.4	182	22.7	1011
7/24/25 20:00	3.2	188	21.1	1011
7/24/25 21:00	2.9	191	21.5	1011
7/24/25 22:00	2.5	198	21.2	1011
7/24/25 23:00	1.9	224	21.0	1010
7/25/25 0:00	2.4	199	21.0	1010
7/25/25 1:00	2.3	206	21.0	1009
7/25/25 2:00	2.3	214	21.0	1009
7/25/25 3:00	2.1	225	21.7	1008
7/25/25 4:00	0.8	300	22.4	1008
7/25/25 5:00	2.5	241	22.9	1008
7/25/25 6:00	2.6	242	23.5	1008
7/25/25 7:00	3.9	239	25.2	1008
7/25/25 8:00	4.0	239	27.0	1008
7/25/25 9:00	3.8	238	28.0	1007
7/25/25 10:00	3.8	245	28.9	1007
7/25/25 11:00	3.9	268	28.8	1007
7/25/25 12:00	3.7	256	28.2	1006
7/25/25 13:00	6.1	275	29.9	1006
7/25/25 14:00	5.4	270	31.1	1006
7/25/25 15:00	5.0	299	31.3	1006
7/25/25 16:00	6.3	305	31.3	1006
7/25/25 17:00	5.9	323	29.0	1007
7/25/25 18:00	4.7	331	27.2	1008
7/25/25 19:00	3.8	344	26.7	1009
7/25/25 20:00	4.7	336	25.8	1010
7/25/25 21:00	4.5	330	24.1	1011
7/25/25 22:00	5.2	345	23.6	1011
7/25/25 23:00	4.8	343	22.7	1012
7/26/25 0:00	3.8	344	21.5	1013
7/26/25 1:00	2.5	331	19.9	1013
7/26/25 2:00	2.8	328	18.6	1014
7/26/25 3:00	2.8	326	17.4	1014
7/26/25 4:00	3.1	321	16.7	1015
7/26/25 5:00	2.8	309	15.9	1016
7/26/25 6:00	3.0	321	17.2	1016

CITGO SOUTH PORTLAND MAINE TERMINAL FENCELINE MONITORING

Portland International Jet Airport (PWM) Meteorological Data (7/15/25 10:00 to 7/29/25 11:00)

7/26/25 7:00	3.8	329	19.6	1017
7/26/25 8:00	4.0	339	22.2	1017
7/26/25 9:00	4.0	289	23.8	1017
7/26/25 10:00	3.7	50	25.4	1017
7/26/25 11:00	3.1	102	25.8	1017
7/26/25 12:00	2.5	88	26.3	1017
7/26/25 13:00	3.4	176	26.8	1016
7/26/25 14:00	4.4	167	26.1	1016
7/26/25 15:00	4.7	188	25.6	1016
7/26/25 16:00	4.4	189	24.8	1016
7/26/25 17:00	4.7	188	24.0	1015
7/26/25 18:00	4.0	186	23.2	1015
7/26/25 19:00	3.1	195	21.8	1015
7/26/25 20:00	3.4	207	20.9	1016
7/26/25 21:00	2.7	211	20.4	1016
7/26/25 22:00	2.7	216	19.7	1016
7/26/25 23:00	2.0	217	19.6	1016
7/27/25 0:00	2.0	209	19.2	1015
7/27/25 1:00	1.1	266	18.5	1015
7/27/25 2:00	0.9	278	17.5	1015
7/27/25 3:00	0.3	346	16.6	1014
7/27/25 4:00	0.8	288	15.9	1014
7/27/25 5:00	0.6	307	15.9	1014
7/27/25 6:00	2.1	197	17.1	1014
7/27/25 7:00	2.6	198	18.5	1014
7/27/25 8:00	3.3	210	20.6	1013
7/27/25 9:00	4.4	217	22.0	1013
7/27/25 10:00	4.5	213	23.3	1013
7/27/25 11:00	4.5	220	22.9	1012
7/27/25 12:00	4.7	212	22.5	1012
7/27/25 13:00	5.1	196	22.5	1012
7/27/25 14:00	4.5	201	19.1	1011
7/27/25 15:00	4.9	183	17.8	1011
7/27/25 16:00	4.5	190	17.6	1010
7/27/25 17:00	2.6	198	18.0	1010
7/27/25 18:00	3.0	190	17.6	1010
7/27/25 19:00	3.1	198	18.0	1010
7/27/25 20:00	2.2	178	18.0	1010
7/27/25 21:00	0.1	360	18.0	1011
7/27/25 22:00	ND	ND	18.0	1011
7/27/25 23:00	1.5	ND	18.0	1010
7/28/25 0:00	1.0	40	18.0	1010
7/28/25 1:00	1.1	151	18.0	1010
7/28/25 2:00	1.0	209	17.1	1010

CITGO SOUTH PORTLAND MAINE TERMINAL FENCELINE MONITORING

Portland International Jet Airport (PWM) Meteorological Data (7/15/25 10:00 to 7/29/25 11:00)

7/28/25 3:00	0.5	264	17.0	1011
7/28/25 4:00	1.5	117	17.0	1011
7/28/25 5:00	1.5	110	16.9	1012
7/28/25 6:00	1.1	206	17.0	1012
7/28/25 7:00	1.7	173	17.7	1012
7/28/25 8:00	1.9	199	18.0	1012
7/28/25 9:00	1.2	271	19.3	1013
7/28/25 10:00	0.5	294	22.4	1013
7/28/25 11:00	1.4	290	26.4	1012
7/28/25 12:00	3.3	197	29.0	1012
7/28/25 13:00	3.2	154	27.3	1012
7/28/25 14:00	3.7	177	27.3	1012
7/28/25 15:00	4.3	183	27.0	1012
7/28/25 16:00	4.4	181	26.5	1011
7/28/25 17:00	4.0	186	26.0	1011
7/28/25 18:00	3.8	190	25.4	1011
7/28/25 19:00	2.6	198	24.5	1011
7/28/25 20:00	2.4	200	23.1	1011
7/28/25 21:00	2.6	205	22.3	1012
7/28/25 22:00	1.9	203	21.9	1012
7/28/25 23:00	1.3	211	20.3	1012
7/29/25 0:00	0.8	235	19.7	1012
7/29/25 1:00	ND	ND	18.8	1011
7/29/25 2:00	1.9	227	18.7	1011
7/29/25 3:00	0.6	297	18.7	1010
7/29/25 4:00	1.5	265	18.5	1010
7/29/25 5:00	1.4	232	18.9	1010
7/29/25 6:00	1.7	198	19.6	1010
7/29/25 7:00	1.6	258	23.0	1011
7/29/25 8:00	1.4	298	26.9	1011
7/29/25 9:00	2.3	273	29.5	1011
7/29/25 10:00	2.7	281	31.5	1011
7/29/25 11:00	3.3	272	32.2	1010

PWM Wind Rose 7/15/25 10:00 - 7/29/25 11:00

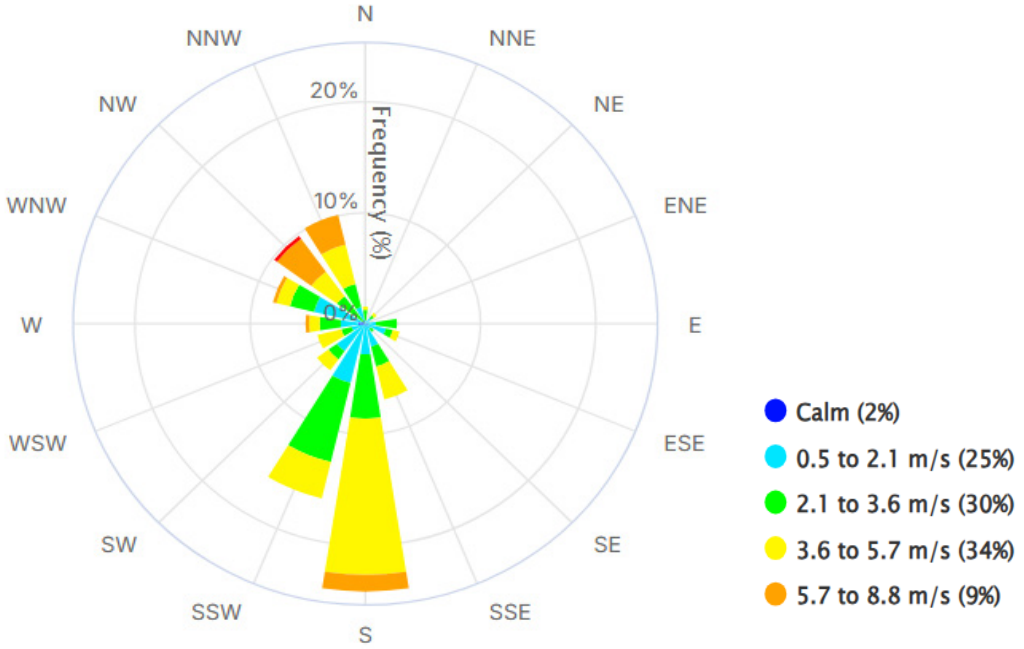

CITGO SOUTH PORTLAND MAINE TERMINAL FENCELINE MONITORING

Portland International Jet Airport (PWM) Meteorological Data (7/29/25 9:00 to 8/12/25 11:00)

Date & Time	Wind Speed	Wind Direction	Temperature	Barometric Pressure
	m/s	Deg.	°C	mb
7/29/25 9:00	2.3	273	29.5	1011
7/29/25 10:00	2.7	281	31.5	1011
7/29/25 11:00	3.3	272	32.2	1010
7/29/25 12:00	2.6	286	33.0	1010
7/29/25 13:00	3.0	314	33.0	1010
7/29/25 14:00	3.8	304	32.6	1010
7/29/25 15:00	4.3	326	33.7	1010
7/29/25 16:00	4.5	327	33.6	1010
7/29/25 17:00	5.0	323	33.0	1010
7/29/25 18:00	3.9	320	32.2	1010
7/29/25 19:00	3.1	317	30.2	1010
7/29/25 20:00	3.3	317	27.9	1011
7/29/25 21:00	2.3	343	26.9	1011
7/29/25 22:00	1.5	301	26.1	1012
7/29/25 23:00	1.5	310	24.0	1012
7/30/25 0:00	0.9	320	22.4	1012
7/30/25 1:00	ND	ND	21.7	1012
7/30/25 2:00	1.5	340	21.3	1012
7/30/25 3:00	2.1	301	20.2	1012
7/30/25 4:00	0.5	340	19.9	1012
7/30/25 5:00	1.8	285	19.1	1012
7/30/25 6:00	0.8	325	19.9	1012
7/30/25 7:00	0.7	344	22.7	1013
7/30/25 8:00	0.5	299	25.0	1013
7/30/25 9:00	0.9	225	26.0	1013
7/30/25 10:00	2.6	102	26.7	1013
7/30/25 11:00	2.9	117	27.6	1012
7/30/25 12:00	3.8	106	27.6	1012
7/30/25 13:00	3.4	117	27.7	1012
7/30/25 14:00	4.0	168	28.0	1011
7/30/25 15:00	4.0	161	27.4	1011
7/30/25 16:00	3.7	156	27.1	1011
7/30/25 17:00	3.0	164	26.0	1010
7/30/25 18:00	2.3	164	24.1	1010
7/30/25 19:00	2.0	77	23.3	1010
7/30/25 20:00	1.0	230	22.0	1011
7/30/25 21:00	1.3	230	22.2	1011
7/30/25 22:00	ND	ND	21.7	1012
7/30/25 23:00	0.6	252	21.1	1012
7/31/25 0:00	1.2	356	21.2	1012
7/31/25 1:00	0.7	300	21.6	1012

CITGO SOUTH PORTLAND MAINE TERMINAL FENCELINE MONITORING

Portland International Jet Airport (PWM) Meteorological Data (7/29/25 9:00 to 8/12/25 11:00)

7/31/25 2:00	0.6	353	21.5	1012
7/31/25 3:00	0.9	348	21.4	1012
7/31/25 4:00	1.6	316	21.0	1013
7/31/25 5:00	1.8	353	20.9	1013
7/31/25 6:00	1.7	355	21.0	1014
7/31/25 7:00	3.2	288	21.8	1014
7/31/25 8:00	3.2	81	21.9	1015
7/31/25 9:00	3.2	25	21.9	1016
7/31/25 10:00	3.7	218	21.3	1016
7/31/25 11:00	4.3	184	21.7	1017
7/31/25 12:00	3.6	320	20.9	1017
7/31/25 13:00	3.5	347	20.1	1017
7/31/25 14:00	3.6	116	19.9	1017
7/31/25 15:00	1.4	163	18.9	1017
7/31/25 16:00	0.9	270	18.7	1018
7/31/25 17:00	2.1	98	17.5	1017
7/31/25 18:00	1.4	131	16.7	1017
7/31/25 19:00	0.8	256	16.0	1018
7/31/25 20:00	ND	ND	16.0	1019
7/31/25 21:00	0.5	167	16.0	1019
7/31/25 22:00	1.0	175	16.0	1019
7/31/25 23:00	2.1	311	16.0	1019
8/1/25 0:00	1.4	89	15.9	1019
8/1/25 1:00	0.6	320	15.5	1019
8/1/25 2:00	0.5	340	14.7	1019
8/1/25 3:00	1.2	297	14.8	1019
8/1/25 4:00	2.1	345	15.5	1019
8/1/25 5:00	1.7	342	14.7	1019
8/1/25 6:00	1.9	335	15.6	1020
8/1/25 7:00	3.5	255	16.4	1020
8/1/25 8:00	3.9	25	18.0	1020
8/1/25 9:00	3.2	39	19.3	1020
8/1/25 10:00	3.4	63	20.6	1020
8/1/25 11:00	3.8	57	21.8	1020
8/1/25 12:00	4.5	83	22.4	1020
8/1/25 13:00	5.6	93	21.9	1020
8/1/25 14:00	4.4	96	22.0	1020
8/1/25 15:00	2.7	112	22.0	1020
8/1/25 16:00	3.3	163	22.0	1019
8/1/25 17:00	3.6	190	21.4	1019
8/1/25 18:00	3.2	192	20.3	1020
8/1/25 19:00	2.3	196	18.7	1020
8/1/25 20:00	1.8	210	17.6	1020
8/1/25 21:00	1.6	275	16.8	1020

CITGO SOUTH PORTLAND MAINE TERMINAL FENCELINE MONITORING

Portland International Jet Airport (PWM) Meteorological Data (7/29/25 9:00 to 8/12/25 11:00)

8/1/25 22:00	1.8	275	16.6	1020
8/1/25 23:00	2.2	266	15.5	1020
8/2/25 0:00	1.9	269	15.0	1020
8/2/25 1:00	1.5	306	13.8	1020
8/2/25 2:00	1.5	310	13.9	1020
8/2/25 3:00	1.5	319	13.3	1020
8/2/25 4:00	1.7	300	13.3	1020
8/2/25 5:00	2.1	307	12.9	1020
8/2/25 6:00	ND	ND	13.8	1021
8/2/25 7:00	1.6	167	15.9	1021
8/2/25 8:00	2.7	254	19.0	1022
8/2/25 9:00	3.5	51	21.6	1021
8/2/25 10:00	3.5	212	22.9	1021
8/2/25 11:00	1.8	245	23.4	1021
8/2/25 12:00	1.0	348	24.2	1020
8/2/25 13:00	3.0	295	24.7	1020
8/2/25 14:00	3.5	284	24.5	1019
8/2/25 15:00	4.5	182	23.2	1019
8/2/25 16:00	4.7	176	23.0	1019
8/2/25 17:00	5.5	192	22.3	1019
8/2/25 18:00	4.4	194	21.5	1019
8/2/25 19:00	3.7	206	20.6	1019
8/2/25 20:00	3.3	202	18.9	1019
8/2/25 21:00	2.7	213	17.9	1019
8/2/25 22:00	1.1	269	17.2	1019
8/2/25 23:00	1.3	244	16.4	1019
8/3/25 0:00	1.5	238	15.7	1019
8/3/25 1:00	0.8	298	14.5	1018
8/3/25 2:00	2.2	278	13.8	1018
8/3/25 3:00	1.0	273	13.8	1018
8/3/25 4:00	1.5	270	12.8	1018
8/3/25 5:00	1.9	277	12.8	1018
8/3/25 6:00	1.4	273	14.2	1018
8/3/25 7:00	1.6	279	16.8	1018
8/3/25 8:00	0.6	329	19.9	1018
8/3/25 9:00	0.9	284	21.9	1018
8/3/25 10:00	1.7	201	23.9	1018
8/3/25 11:00	3.1	167	25.0	1018
8/3/25 12:00	4.3	171	25.6	1017
8/3/25 13:00	5.5	163	26.2	1017
8/3/25 14:00	5.4	184	26.5	1016
8/3/25 15:00	5.5	181	26.2	1016
8/3/25 16:00	5.0	175	25.3	1015
8/3/25 17:00	4.4	183	23.8	1015

CITGO SOUTH PORTLAND MAINE TERMINAL FENCELINE MONITORING

Portland International Jet Airport (PWM) Meteorological Data (7/29/25 9:00 to 8/12/25 11:00)

8/3/25 18:00	4.0	184	22.8	1015
8/3/25 19:00	4.2	188	21.8	1015
8/3/25 20:00	3.8	197	21.0	1016
8/3/25 21:00	3.4	203	20.9	1016
8/3/25 22:00	2.3	208	20.5	1016
8/3/25 23:00	1.4	253	19.0	1016
8/4/25 0:00	0.7	216	17.9	1015
8/4/25 1:00	0.8	360	16.9	1015
8/4/25 2:00	1.4	213	16.1	1015
8/4/25 3:00	1.1	213	15.8	1015
8/4/25 4:00	0.9	297	14.9	1016
8/4/25 5:00	1.8	284	14.2	1016
8/4/25 6:00	0.7	332	15.2	1016
8/4/25 7:00	1.0	308	17.6	1017
8/4/25 8:00	1.5	309	20.6	1017
8/4/25 9:00	1.6	310	23.9	1017
8/4/25 10:00	0.6	338	26.5	1017
8/4/25 11:00	0.8	298	27.6	1017
8/4/25 12:00	2.7	209	27.4	1017
8/4/25 13:00	3.7	158	27.3	1017
8/4/25 14:00	3.7	170	27.6	1016
8/4/25 15:00	3.3	181	27.8	1017
8/4/25 16:00	3.4	187	27.0	1017
8/4/25 17:00	3.3	192	26.3	1017
8/4/25 18:00	2.6	189	25.3	1017
8/4/25 19:00	2.3	193	23.6	1017
8/4/25 20:00	1.3	233	22.7	1018
8/4/25 21:00	2.7	218	22.3	1019
8/4/25 22:00	0.4	350	21.9	1020
8/4/25 23:00	2.1	244	20.8	1020
8/5/25 0:00	3.9	26	21.9	1021
8/5/25 1:00	4.2	35	21.5	1021
8/5/25 2:00	3.1	31	20.5	1022
8/5/25 3:00	3.3	24	19.9	1022
8/5/25 4:00	3.0	20	18.9	1022
8/5/25 5:00	2.9	18	18.2	1023
8/5/25 6:00	1.8	55	17.9	1024
8/5/25 7:00	3.6	85	18.9	1025
8/5/25 8:00	3.7	22	19.2	1025
8/5/25 9:00	3.2	61	20.8	1025
8/5/25 10:00	2.7	111	21.7	1026
8/5/25 11:00	2.6	60	22.8	1026
8/5/25 12:00	2.9	64	23.0	1026
8/5/25 13:00	3.0	97	23.0	1026

CITGO SOUTH PORTLAND MAINE TERMINAL FENCELINE MONITORING

Portland International Jet Airport (PWM) Meteorological Data (7/29/25 9:00 to 8/12/25 11:00)

8/5/25 14:00	2.8	119	23.9	1026
8/5/25 15:00	2.2	136	24.2	1025
8/5/25 16:00	3.6	175	23.3	1025
8/5/25 17:00	3.4	160	22.4	1025
8/5/25 18:00	2.6	154	21.5	1025
8/5/25 19:00	1.7	193	20.2	1025
8/5/25 20:00	1.0	260	18.9	1026
8/5/25 21:00	0.8	262	18.5	1026
8/5/25 22:00	ND	ND	18.5	1026
8/5/25 23:00	1.5	280	17.3	1026
8/6/25 0:00	1.3	306	16.5	1027
8/6/25 1:00	1.1	307	16.6	1027
8/6/25 2:00	1.5	312	15.9	1026
8/6/25 3:00	0.3	185	15.8	1026
8/6/25 4:00	1.3	313	16.4	1027
8/6/25 5:00	1.7	293	16.9	1027
8/6/25 6:00	1.3	210	17.7	1028
8/6/25 7:00	2.5	71	18.6	1028
8/6/25 8:00	2.6	49	19.9	1029
8/6/25 9:00	2.4	71	20.9	1029
8/6/25 10:00	2.3	93	20.9	1029
8/6/25 11:00	3.1	97	21.7	1029
8/6/25 12:00	3.0	92	22.0	1029
8/6/25 13:00	3.0	88	22.8	1029
8/6/25 14:00	3.7	111	23.9	1028
8/6/25 15:00	3.9	147	23.7	1028
8/6/25 16:00	3.3	174	23.1	1028
8/6/25 17:00	3.0	155	22.2	1028
8/6/25 18:00	2.3	169	21.2	1027
8/6/25 19:00	2.0	189	19.4	1027
8/6/25 20:00	1.9	201	18.4	1027
8/6/25 21:00	1.6	219	17.9	1028
8/6/25 22:00	1.5	218	17.7	1028
8/6/25 23:00	1.5	232	17.6	1027
8/7/25 0:00	1.0	250	17.2	1027
8/7/25 1:00	1.4	360	16.8	1027
8/7/25 2:00	ND	ND	16.3	1027
8/7/25 3:00	0.4	200	16.2	1026
8/7/25 4:00	ND	ND	15.6	1026
8/7/25 5:00	ND	ND	15.0	1026
8/7/25 6:00	ND	ND	15.8	1026
8/7/25 7:00	ND	ND	17.1	1027
8/7/25 8:00	ND	ND	18.1	1027
8/7/25 9:00	ND	ND	19.8	1026

CITGO SOUTH PORTLAND MAINE TERMINAL FENCELINE MONITORING

Portland International Jet Airport (PWM) Meteorological Data (7/29/25 9:00 to 8/12/25 11:00)

8/7/25 10:00	0.4	307	22.7	1026
8/7/25 11:00	2.2	262	25.6	1026
8/7/25 12:00	1.8	242	26.5	1025
8/7/25 13:00	4.1	173	26.7	1025
8/7/25 14:00	4.5	185	24.8	1024
8/7/25 15:00	5.4	178	24.6	1023
8/7/25 16:00	6.0	186	24.0	1023
8/7/25 17:00	5.2	189	23.3	1023
8/7/25 18:00	3.7	192	22.6	1023
8/7/25 19:00	3.1	194	21.4	1023
8/7/25 20:00	2.5	200	20.3	1023
8/7/25 21:00	2.1	201	19.5	1023
8/7/25 22:00	2.2	200	18.6	1023
8/7/25 23:00	1.2	273	18.9	1023
8/8/25 0:00	0.5	318	18.8	1023
8/8/25 1:00	1.0	278	18.1	1023
8/8/25 2:00	1.0	260	16.5	1022
8/8/25 3:00	0.4	360	15.4	1022
8/8/25 4:00	ND	ND	14.2	1022
8/8/25 5:00	1.6	253	14.8	1022
8/8/25 6:00	ND	ND	15.1	1022
8/8/25 7:00	ND	ND	17.7	1022
8/8/25 8:00	0.9	300	20.3	1022
8/8/25 9:00	1.3	276	22.7	1022
8/8/25 10:00	1.8	217	24.7	1022
8/8/25 11:00	4.0	176	26.1	1022
8/8/25 12:00	5.0	178	26.2	1022
8/8/25 13:00	6.4	186	26.3	1022
8/8/25 14:00	5.3	185	26.2	1021
8/8/25 15:00	4.9	182	25.9	1021
8/8/25 16:00	6.7	185	24.4	1021
8/8/25 17:00	6.6	192	22.8	1021
8/8/25 18:00	5.2	189	22.2	1021
8/8/25 19:00	3.9	191	20.8	1021
8/8/25 20:00	3.2	194	19.4	1021
8/8/25 21:00	1.9	220	19.0	1022
8/8/25 22:00	1.3	221	18.6	1022
8/8/25 23:00	0.4	314	17.8	1022
8/9/25 0:00	1.0	217	16.5	1022
8/9/25 1:00	1.5	150	16.2	1021
8/9/25 2:00	ND	ND	15.7	1021
8/9/25 3:00	0.5	ND	16.0	1021
8/9/25 4:00	1.1	235	15.8	1021
8/9/25 5:00	ND	ND	15.1	1021

CITGO SOUTH PORTLAND MAINE TERMINAL FENCELINE MONITORING

Portland International Jet Airport (PWM) Meteorological Data (7/29/25 9:00 to 8/12/25 11:00)

8/9/25 6:00	ND	ND	15.5	1021
8/9/25 7:00	2.1	212	17.9	1022
8/9/25 8:00	2.0	188	20.1	1022
8/9/25 9:00	3.0	169	21.9	1022
8/9/25 10:00	4.2	159	23.0	1022
8/9/25 11:00	4.2	169	23.8	1022
8/9/25 12:00	4.6	184	24.5	1021
8/9/25 13:00	5.1	168	24.4	1021
8/9/25 14:00	5.6	160	23.8	1020
8/9/25 15:00	4.0	167	23.4	1020
8/9/25 16:00	3.6	171	22.9	1020
8/9/25 17:00	4.1	168	22.1	1020
8/9/25 18:00	3.1	178	21.4	1020
8/9/25 19:00	3.1	173	19.8	1020
8/9/25 20:00	2.4	180	18.9	1020
8/9/25 21:00	2.0	197	18.2	1021
8/9/25 22:00	1.6	213	18.0	1021
8/9/25 23:00	ND	ND	17.9	1021
8/10/25 0:00	1.1	290	17.2	1021
8/10/25 1:00	ND	ND	16.8	1020
8/10/25 2:00	ND	ND	16.5	1020
8/10/25 3:00	0.2	300	15.9	1020
8/10/25 4:00	0.8	280	15.9	1020
8/10/25 5:00	ND	ND	15.5	1020
8/10/25 6:00	0.4	325	16.0	1020
8/10/25 7:00	0.8	295	17.7	1020
8/10/25 8:00	0.8	293	20.2	1021
8/10/25 9:00	0.5	145	22.2	1021
8/10/25 10:00	1.1	187	24.5	1021
8/10/25 11:00	2.6	144	26.3	1020
8/10/25 12:00	2.6	162	27.1	1020
8/10/25 13:00	3.7	152	28.0	1020
8/10/25 14:00	3.9	160	27.5	1019
8/10/25 15:00	3.7	156	27.2	1019
8/10/25 16:00	4.3	155	26.1	1019
8/10/25 17:00	3.9	170	25.1	1019
8/10/25 18:00	3.4	182	23.4	1019
8/10/25 19:00	2.6	186	22.4	1019
8/10/25 20:00	2.4	180	21.7	1019
8/10/25 21:00	1.7	193	21.0	1019
8/10/25 22:00	1.2	212	20.9	1019
8/10/25 23:00	0.5	283	20.0	1019
8/11/25 0:00	0.6	303	19.0	1019
8/11/25 1:00	ND	ND	18.8	1018

CITGO SOUTH PORTLAND MAINE TERMINAL FENCELINE MONITORING

Portland International Jet Airport (PWM) Meteorological Data (7/29/25 9:00 to 8/12/25 11:00)

8/11/25 2:00	ND	ND	18.2	1018
8/11/25 3:00	1.5	10	18.1	1018
8/11/25 4:00	1.5	345	17.9	1018
8/11/25 5:00	0.9	356	17.9	1018
8/11/25 6:00	ND	ND	18.4	1019
8/11/25 7:00	ND	ND	21.2	1019
8/11/25 8:00	0.8	200	24.0	1019
8/11/25 9:00	1.5	68	26.9	1019
8/11/25 10:00	1.4	169	28.8	1019
8/11/25 11:00	2.0	74	31.6	1019
8/11/25 12:00	3.2	120	32.2	1018
8/11/25 13:00	4.5	112	31.8	1017
8/11/25 14:00	4.3	163	31.1	1017
8/11/25 15:00	3.7	164	30.1	1017
8/11/25 16:00	3.7	185	29.0	1017
8/11/25 17:00	3.4	182	28.6	1016
8/11/25 18:00	2.8	179	27.8	1016
8/11/25 19:00	2.6	183	26.0	1016
8/11/25 20:00	1.9	191	24.0	1016
8/11/25 21:00	0.4	316	23.6	1016
8/11/25 22:00	0.3	318	22.3	1016
8/11/25 23:00	1.5	210	21.4	1016
8/12/25 0:00	ND	ND	21.0	1016
8/12/25 1:00	ND	ND	20.3	1015
8/12/25 2:00	ND	ND	19.3	1015
8/12/25 3:00	ND	ND	18.9	1015
8/12/25 4:00	ND	ND	18.9	1014
8/12/25 5:00	2.1	280	18.5	1015
8/12/25 6:00	0.9	293	19.1	1015
8/12/25 7:00	1.6	298	21.9	1015
8/12/25 8:00	1.7	313	25.6	1015
8/12/25 9:00	1.6	317	28.3	1015
8/12/25 10:00	1.4	144	31.1	1015
8/12/25 11:00	2.2	189	32.1	1014

PWM Wind Rose 7/29/25 9:00 - 8/12/25 11:00

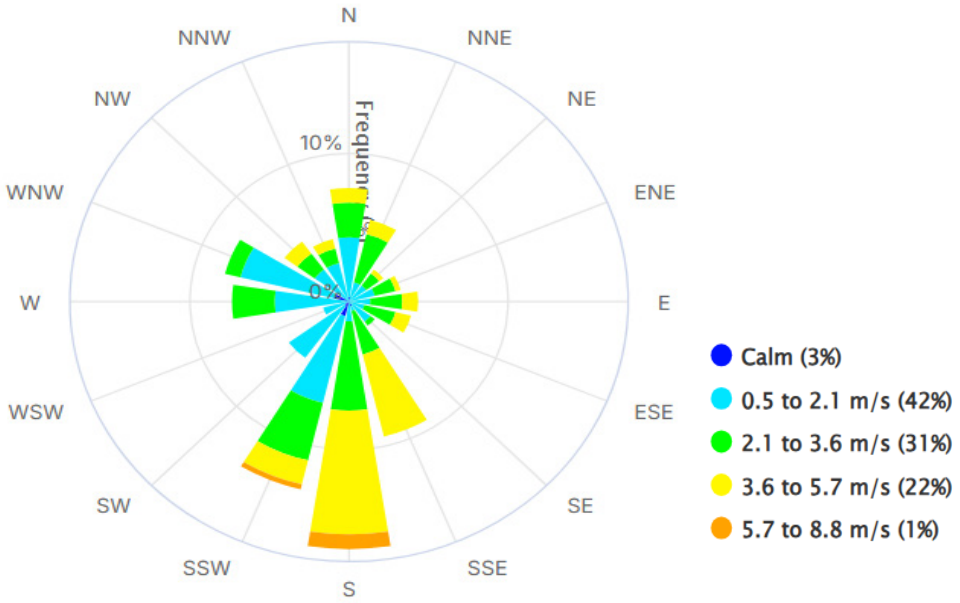

CITGO SOUTH PORTLAND MAINE TERMINAL FENCELINE MONITORING

Portland International Jet Airport (PWM) Meteorological Data (8/12/25 10:00 to 8/26/25 11:00)

Date & Time	Wind Speed	Wind Direction	Temperature	Barometric Pressure
	m/s	Deg.	°C	mb
8/12/25 10:00	1.4	144	31.1	1015
8/12/25 11:00	2.2	189	32.1	1014
8/12/25 12:00	3.8	164	32.2	1013
8/12/25 13:00	4.1	164	32.8	1013
8/12/25 14:00	5.1	167	31.9	1012
8/12/25 15:00	4.7	169	31.0	1012
8/12/25 16:00	4.1	180	30.5	1012
8/12/25 17:00	4.2	185	29.2	1011
8/12/25 18:00	3.8	178	28.4	1011
8/12/25 19:00	3.3	187	25.6	1011
8/12/25 20:00	3.2	195	24.0	1011
8/12/25 21:00	2.9	200	23.9	1011
8/12/25 22:00	2.0	193	22.9	1011
8/12/25 23:00	1.5	200	22.2	1011
8/13/25 0:00	ND	ND	20.8	1011
8/13/25 1:00	ND	ND	19.9	1010
8/13/25 2:00	ND	ND	19.0	1010
8/13/25 3:00	0.5	320	18.9	1010
8/13/25 4:00	0.5	330	18.9	1010
8/13/25 5:00	1.5	275	18.4	1009
8/13/25 6:00	0.8	290	18.6	1010
8/13/25 7:00	1.6	286	21.9	1010
8/13/25 8:00	0.7	318	24.6	1009
8/13/25 9:00	1.4	206	27.2	1009
8/13/25 10:00	2.7	142	28.3	1009
8/13/25 11:00	4.1	153	27.8	1009
8/13/25 12:00	5.1	157	27.2	1008
8/13/25 13:00	4.9	167	26.6	1008
8/13/25 14:00	5.4	167	27.1	1007
8/13/25 15:00	6.4	181	26.9	1006
8/13/25 16:00	6.2	185	26.6	1006
8/13/25 17:00	5.4	182	24.7	1006
8/13/25 18:00	4.3	185	23.3	1006
8/13/25 19:00	2.5	192	23.0	1006
8/13/25 20:00	1.6	230	23.2	1006
8/13/25 21:00	1.9	216	23.7	1007
8/13/25 22:00	3.0	214	23.9	1007
8/13/25 23:00	2.8	228	23.9	1006
8/14/25 0:00	2.5	260	23.7	1007
8/14/25 1:00	1.9	226	23.2	1007
8/14/25 2:00	1.9	232	22.9	1006

Portland International Jet Airport (PWM) Meteorological Data (8/12/25 10:00 to 8/26/25 11:00)

8/14/25 3:00	1.8	290	22.5	1006
8/14/25 4:00	0.7	306	22.6	1006
8/14/25 5:00	1.1	273	21.9	1007
8/14/25 6:00	1.6	287	22.0	1007
8/14/25 7:00	0.5	343	23.5	1008
8/14/25 8:00	1.1	310	26.1	1009
8/14/25 9:00	3.0	39	28.3	1009
8/14/25 10:00	2.2	137	29.1	1009
8/14/25 11:00	2.9	137	29.5	1009
8/14/25 12:00	3.2	102	29.8	1009
8/14/25 13:00	3.5	120	29.2	1009
8/14/25 14:00	4.0	170	28.8	1009
8/14/25 15:00	3.5	268	22.9	1010
8/14/25 16:00	2.5	257	25.0	1010
8/14/25 17:00	2.8	292	25.8	1010
8/14/25 18:00	2.8	287	24.7	1011
8/14/25 19:00	2.6	286	24.6	1011
8/14/25 20:00	2.5	336	24.0	1012
8/14/25 21:00	3.0	338	24.2	1013
8/14/25 22:00	3.5	333	23.9	1014
8/14/25 23:00	3.5	328	23.0	1014
8/15/25 0:00	3.4	334	22.4	1014
8/15/25 1:00	2.8	338	21.3	1015
8/15/25 2:00	2.5	323	19.2	1015
8/15/25 3:00	3.8	332	19.6	1015
8/15/25 4:00	3.6	113	20.4	1016
8/15/25 5:00	4.4	115	19.7	1017
8/15/25 6:00	4.2	25	19.3	1018
8/15/25 7:00	3.5	18	19.7	1019
8/15/25 8:00	4.3	32	21.3	1020
8/15/25 9:00	4.8	51	22.0	1020
8/15/25 10:00	5.0	55	23.1	1020
8/15/25 11:00	3.4	81	24.1	1020
8/15/25 12:00	3.0	103	25.2	1020
8/15/25 13:00	3.3	90	26.0	1020
8/15/25 14:00	3.6	161	26.1	1019
8/15/25 15:00	3.9	174	25.9	1019
8/15/25 16:00	4.0	184	25.3	1019
8/15/25 17:00	3.7	176	24.1	1019
8/15/25 18:00	2.8	179	23.3	1019
8/15/25 19:00	2.4	186	21.8	1019
8/15/25 20:00	2.2	199	20.6	1019
8/15/25 21:00	1.2	244	19.6	1020
8/15/25 22:00	0.3	338	17.9	1020

CITGO SOUTH PORTLAND MAINE TERMINAL FENCELINE MONITORING

Portland International Jet Airport (PWM) Meteorological Data (8/12/25 10:00 to 8/26/25 11:00)

8/15/25 23:00	ND	ND	16.5	1020
8/16/25 0:00	ND	ND	16.0	1019
8/16/25 1:00	1.5	290	14.9	1019
8/16/25 2:00	ND	ND	14.6	1019
8/16/25 3:00	0.1	360	14.0	1019
8/16/25 4:00	ND	ND	13.0	1019
8/16/25 5:00	ND	ND	13.3	1020
8/16/25 6:00	ND	ND	14.3	1020
8/16/25 7:00	ND	ND	17.7	1019
8/16/25 8:00	1.5	197	21.6	1019
8/16/25 9:00	1.5	223	23.6	1018
8/16/25 10:00	2.9	165	24.4	1018
8/16/25 11:00	3.7	171	26.8	1018
8/16/25 12:00	4.7	170	26.9	1017
8/16/25 13:00	5.6	180	26.1	1017
8/16/25 14:00	6.4	177	25.2	1016
8/16/25 15:00	6.6	184	24.2	1016
8/16/25 16:00	5.9	176	24.0	1015
8/16/25 17:00	4.9	180	23.5	1015
8/16/25 18:00	5.4	191	22.3	1015
8/16/25 19:00	4.1	190	21.1	1014
8/16/25 20:00	3.3	196	20.5	1014
8/16/25 21:00	2.4	189	19.9	1014
8/16/25 22:00	1.8	186	19.0	1014
8/16/25 23:00	1.6	144	18.4	1013
8/17/25 0:00	0.2	360	18.1	1013
8/17/25 1:00	ND	ND	17.8	1012
8/17/25 2:00	ND	ND	17.0	1011
8/17/25 3:00	ND	ND	16.9	1011
8/17/25 4:00	1.5	250	16.5	1010
8/17/25 5:00	1.5	215	16.7	1010
8/17/25 6:00	0.6	311	17.1	1010
8/17/25 7:00	1.4	226	18.9	1010
8/17/25 8:00	1.6	226	21.8	1009
8/17/25 9:00	1.6	245	24.9	1009
8/17/25 10:00	2.2	188	26.6	1008
8/17/25 11:00	3.9	161	27.4	1008
8/17/25 12:00	4.2	165	28.0	1007
8/17/25 13:00	5.1	163	27.8	1006
8/17/25 14:00	5.3	168	27.2	1006
8/17/25 15:00	6.1	181	28.3	1005
8/17/25 16:00	5.6	178	28.6	1005
8/17/25 17:00	4.6	178	26.7	1006
8/17/25 18:00	7.3	27	22.2	1008

CITGO SOUTH PORTLAND MAINE TERMINAL FENCELINE MONITORING

Portland International Jet Airport (PWM) Meteorological Data (8/12/25 10:00 to 8/26/25 11:00)

8/17/25 19:00	5.6	26	21.1	1009
8/17/25 20:00	5.5	22	20.3	1010
8/17/25 21:00	5.4	20	19.2	1011
8/17/25 22:00	6.9	17	18.9	1012
8/17/25 23:00	5.8	52	17.5	1013
8/18/25 0:00	4.2	19	16.6	1014
8/18/25 1:00	3.8	17	15.9	1015
8/18/25 2:00	3.9	15	15.3	1015
8/18/25 3:00	3.5	89	14.0	1016
8/18/25 4:00	4.0	255	13.0	1016
8/18/25 5:00	3.6	216	12.6	1017
8/18/25 6:00	3.5	357	12.6	1018
8/18/25 7:00	4.5	359	14.3	1019
8/18/25 8:00	6.1	253	15.9	1019
8/18/25 9:00	6.3	213	16.9	1019
8/18/25 10:00	6.6	246	18.1	1020
8/18/25 11:00	5.7	255	19.0	1019
8/18/25 12:00	4.2	186	20.6	1019
8/18/25 13:00	3.9	183	21.7	1019
8/18/25 14:00	3.5	264	22.4	1019
8/18/25 15:00	2.7	209	22.9	1018
8/18/25 16:00	3.2	118	23.0	1019
8/18/25 17:00	2.6	311	22.9	1019
8/18/25 18:00	2.4	204	21.3	1019
8/18/25 19:00	2.0	200	18.0	1020
8/18/25 20:00	1.1	203	16.9	1020
8/18/25 21:00	ND	ND	15.4	1021
8/18/25 22:00	1.9	290	14.4	1021
8/18/25 23:00	1.5	298	14.0	1021
8/19/25 0:00	1.7	352	13.3	1021
8/19/25 1:00	0.6	358	13.8	1022
8/19/25 2:00	ND	ND	13.3	1022
8/19/25 3:00	1.0	82	13.1	1022
8/19/25 4:00	2.0	65	12.2	1022
8/19/25 5:00	1.6	181	11.4	1022
8/19/25 6:00	2.3	30	11.9	1023
8/19/25 7:00	2.4	42	14.9	1023
8/19/25 8:00	3.2	48	16.1	1023
8/19/25 9:00	3.1	73	17.0	1023
8/19/25 10:00	3.4	91	17.8	1023
8/19/25 11:00	3.5	87	18.9	1023
8/19/25 12:00	3.8	90	19.9	1022
8/19/25 13:00	4.5	93	20.3	1022
8/19/25 14:00	3.1	153	20.6	1022

CITGO SOUTH PORTLAND MAINE TERMINAL FENCELINE MONITORING

Portland International Jet Airport (PWM) Meteorological Data (8/12/25 10:00 to 8/26/25 11:00)

8/19/25 15:00	4.5	174	20.7	1021
8/19/25 16:00	5.1	154	19.7	1021
8/19/25 17:00	4.0	178	18.7	1021
8/19/25 18:00	3.3	182	18.0	1020
8/19/25 19:00	2.7	190	17.1	1020
8/19/25 20:00	2.2	189	16.9	1020
8/19/25 21:00	1.8	195	16.9	1020
8/19/25 22:00	1.4	218	16.9	1020
8/19/25 23:00	1.2	247	16.9	1020
8/20/25 0:00	ND	ND	16.8	1020
8/20/25 1:00	1.4	250	16.0	1020
8/20/25 2:00	1.7	250	15.9	1019
8/20/25 3:00	1.8	279	15.7	1019
8/20/25 4:00	1.5	285	15.9	1019
8/20/25 5:00	1.5	228	15.6	1019
8/20/25 6:00	1.5	163	15.2	1019
8/20/25 7:00	ND	ND	15.5	1019
8/20/25 8:00	1.1	198	15.9	1019
8/20/25 9:00	0.4	265	16.5	1019
8/20/25 10:00	0.6	310	17.0	1020
8/20/25 11:00	0.6	270	17.9	1020
8/20/25 12:00	2.8	115	18.2	1020
8/20/25 13:00	3.2	157	18.7	1020
8/20/25 14:00	2.5	158	18.4	1019
8/20/25 15:00	2.4	183	18.2	1019
8/20/25 16:00	2.7	171	18.0	1019
8/20/25 17:00	2.2	164	18.1	1019
8/20/25 18:00	2.1	133	17.9	1019
8/20/25 19:00	2.0	115	16.5	1019
8/20/25 20:00	1.8	115	15.4	1019
8/20/25 21:00	1.5	113	14.0	1020
8/20/25 22:00	ND	ND	12.9	1019
8/20/25 23:00	1.9	326	11.6	1019
8/21/25 0:00	0.8	330	11.1	1019
8/21/25 1:00	0.5	347	10.9	1019
8/21/25 2:00	1.2	336	9.8	1018
8/21/25 3:00	0.9	333	9.2	1018
8/21/25 4:00	1.6	353	8.9	1018
8/21/25 5:00	1.0	353	8.9	1018
8/21/25 6:00	1.3	345	9.5	1018
8/21/25 7:00	1.6	23	12.9	1018
8/21/25 8:00	2.7	58	15.9	1018
8/21/25 9:00	3.0	55	17.4	1018
8/21/25 10:00	3.1	89	18.5	1018

CITGO SOUTH PORTLAND MAINE TERMINAL FENCELINE MONITORING

Portland International Jet Airport (PWM) Meteorological Data (8/12/25 10:00 to 8/26/25 11:00)

8/21/25 11:00	3.6	88	19.9	1018
8/21/25 12:00	4.0	93	20.6	1017
8/21/25 13:00	4.6	102	21.0	1017
8/21/25 14:00	4.5	95	21.1	1016
8/21/25 15:00	4.0	101	21.0	1016
8/21/25 16:00	4.8	85	19.4	1015
8/21/25 17:00	4.1	90	18.8	1015
8/21/25 18:00	4.2	94	17.5	1014
8/21/25 19:00	2.9	100	16.1	1014
8/21/25 20:00	2.4	81	14.6	1014
8/21/25 21:00	1.9	113	13.8	1014
8/21/25 22:00	1.7	344	12.7	1013
8/21/25 23:00	2.8	347	11.9	1013
8/22/25 0:00	1.6	338	12.1	1013
8/22/25 1:00	1.9	316	11.2	1012
8/22/25 2:00	1.9	286	10.9	1012
8/22/25 3:00	2.5	299	10.8	1011
8/22/25 4:00	2.3	327	11.6	1011
8/22/25 5:00	0.8	358	11.7	1011
8/22/25 6:00	1.3	336	12.1	1011
8/22/25 7:00	2.4	326	16.0	1012
8/22/25 8:00	2.8	331	19.9	1012
8/22/25 9:00	4.7	219	22.9	1012
8/22/25 10:00	4.7	156	25.0	1012
8/22/25 11:00	5.2	22	26.2	1012
8/22/25 12:00	4.5	45	26.9	1012
8/22/25 13:00	3.8	62	26.8	1012
8/22/25 14:00	3.9	90	27.3	1011
8/22/25 15:00	3.9	101	27.6	1011
8/22/25 16:00	3.5	94	27.3	1011
8/22/25 17:00	3.6	148	26.5	1011
8/22/25 18:00	3.6	187	22.5	1011
8/22/25 19:00	3.4	182	20.3	1012
8/22/25 20:00	3.0	199	19.0	1013
8/22/25 21:00	2.1	194	18.2	1013
8/22/25 22:00	1.7	195	17.9	1014
8/22/25 23:00	1.1	246	17.4	1014
8/23/25 0:00	1.8	200	16.9	1014
8/23/25 1:00	ND	ND	15.2	1014
8/23/25 2:00	1.1	260	15.6	1014
8/23/25 3:00	0.0	360	14.9	1014
8/23/25 4:00	0.6	318	13.0	1014
8/23/25 5:00	0.6	ND	13.0	1014
8/23/25 6:00	0.8	300	14.0	1015

CITGO SOUTH PORTLAND MAINE TERMINAL FENCELINE MONITORING

Portland International Jet Airport (PWM) Meteorological Data (8/12/25 10:00 to 8/26/25 11:00)

8/23/25 7:00	1.9	193	16.6	1015
8/23/25 8:00	2.1	202	18.9	1015
8/23/25 9:00	2.4	197	21.7	1015
8/23/25 10:00	2.3	231	23.6	1015
8/23/25 11:00	2.4	211	26.5	1014
8/23/25 12:00	4.7	165	26.2	1014
8/23/25 13:00	6.0	164	26.0	1013
8/23/25 14:00	6.6	170	25.9	1013
8/23/25 15:00	6.8	177	25.9	1012
8/23/25 16:00	7.6	190	24.2	1012
8/23/25 17:00	6.9	186	23.4	1012
8/23/25 18:00	6.0	189	22.5	1012
8/23/25 19:00	5.4	187	21.2	1012
8/23/25 20:00	6.3	190	21.0	1012
8/23/25 21:00	6.2	189	20.5	1013
8/23/25 22:00	5.0	190	20.3	1013
8/23/25 23:00	4.6	190	19.2	1013
8/24/25 0:00	3.1	196	19.0	1014
8/24/25 1:00	2.0	206	18.5	1014
8/24/25 2:00	1.9	215	17.9	1014
8/24/25 3:00	3.3	201	17.9	1013
8/24/25 4:00	3.0	182	16.9	1013
8/24/25 5:00	2.1	201	16.6	1013
8/24/25 6:00	2.5	200	16.8	1013
8/24/25 7:00	3.4	190	17.9	1013
8/24/25 8:00	4.3	189	19.7	1013
8/24/25 9:00	5.0	189	21.4	1013
8/24/25 10:00	6.1	186	22.1	1013
8/24/25 11:00	6.7	193	22.2	1013
8/24/25 12:00	6.7	191	22.9	1012
8/24/25 13:00	6.3	185	23.6	1012
8/24/25 14:00	7.1	189	23.9	1011
8/24/25 15:00	7.4	186	23.8	1011
8/24/25 16:00	7.3	179	22.5	1011
8/24/25 17:00	5.3	195	21.7	1011
8/24/25 18:00	5.1	190	21.0	1010
8/24/25 19:00	5.0	189	20.0	1010
8/24/25 20:00	5.0	190	20.0	1011
8/24/25 21:00	4.8	191	19.7	1011
8/24/25 22:00	3.8	185	19.0	1010
8/24/25 23:00	3.0	181	19.0	1010
8/25/25 0:00	3.1	184	19.0	1010
8/25/25 1:00	3.2	187	18.9	1010
8/25/25 2:00	2.4	194	18.9	1009

CITGO SOUTH PORTLAND MAINE TERMINAL FENCELINE MONITORING

Portland International Jet Airport (PWM) Meteorological Data (8/12/25 10:00 to 8/26/25 11:00)

8/25/25 3:00	1.8	175	18.9	1009
8/25/25 4:00	2.0	153	18.0	1008
8/25/25 5:00	1.9	154	17.9	1008
8/25/25 6:00	1.7	163	17.9	1007
8/25/25 7:00	1.8	167	17.9	1007
8/25/25 8:00	2.0	159	18.7	1007
8/25/25 9:00	2.1	169	20.3	1007
8/25/25 10:00	2.3	184	21.4	1007
8/25/25 11:00	2.9	144	22.7	1006
8/25/25 12:00	3.6	138	23.2	1006
8/25/25 13:00	3.9	140	24.1	1005
8/25/25 14:00	4.3	140	24.4	1005
8/25/25 15:00	3.7	145	23.4	1004
8/25/25 16:00	3.9	177	22.6	1004
8/25/25 17:00	3.5	169	20.8	1005
8/25/25 18:00	3.4	167	19.1	1005
8/25/25 19:00	2.5	177	19.0	1005
8/25/25 20:00	2.0	157	18.5	1005
8/25/25 21:00	1.8	170	18.0	1006
8/25/25 22:00	1.7	238	17.9	1006
8/25/25 23:00	1.6	244	17.5	1006
8/26/25 0:00	0.8	304	16.9	1006
8/26/25 1:00	0.3	359	17.0	1006
8/26/25 2:00	0.5	352	16.6	1006
8/26/25 3:00	0.0	338	15.7	1007
8/26/25 4:00	0.9	283	15.0	1007
8/26/25 5:00	1.7	287	14.1	1007
8/26/25 6:00	2.0	274	14.4	1008
8/26/25 7:00	3.2	282	16.8	1008
8/26/25 8:00	4.6	271	18.9	1008
8/26/25 9:00	4.1	262	21.4	1009
8/26/25 10:00	3.9	276	22.8	1009
8/26/25 11:00	5.1	268	23.9	1009

PWM Wind Rose 8/12/25 10:00 - 8/26/25 11:00

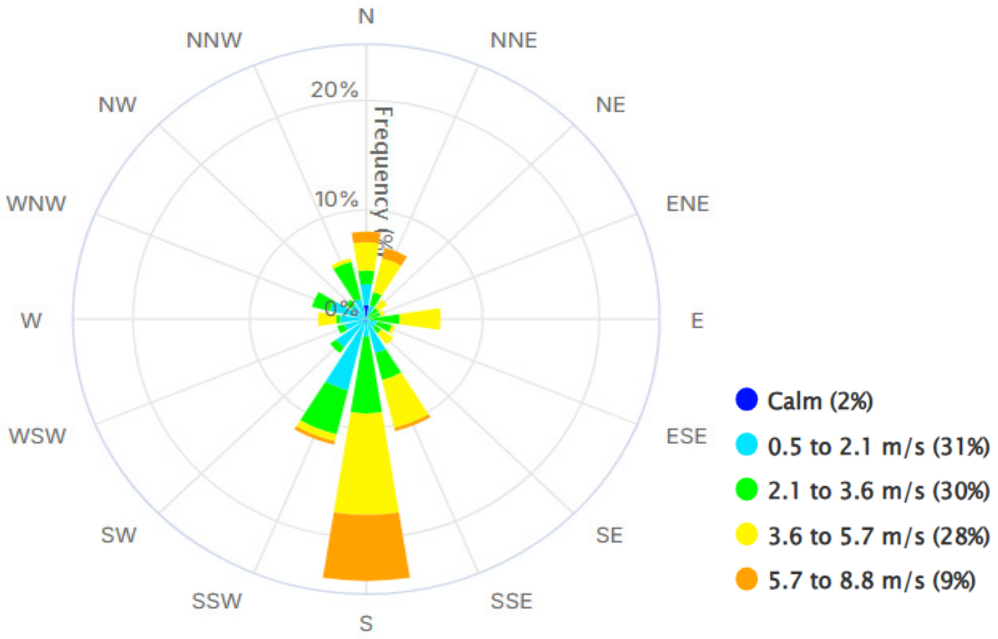

CITGO SOUTH PORTLAND MAINE TERMINAL FENCELINE MONITORING

Portland International Jet Airport (PWM) Meteorological Data (8/26/25 9:00 to 9/9/25 11:00)

Date & Time	Wind Speed	Wind Direction	Temperature	Barometric Pressure
	m/s	Deg.	°C	mb
8/26/25 9:00	4.1	262	21.4	1009
8/26/25 10:00	3.9	276	22.8	1009
8/26/25 11:00	5.1	268	23.9	1009
8/26/25 12:00	5.4	280	24.7	1009
8/26/25 13:00	6.1	271	25.8	1009
8/26/25 14:00	6.3	294	25.2	1009
8/26/25 15:00	4.8	276	24.5	1009
8/26/25 16:00	5.4	273	24.7	1010
8/26/25 17:00	5.0	278	23.1	1010
8/26/25 18:00	4.3	279	22.7	1010
8/26/25 19:00	3.8	280	21.0	1011
8/26/25 20:00	1.8	259	19.5	1011
8/26/25 21:00	0.8	283	18.3	1012
8/26/25 22:00	1.0	299	17.0	1012
8/26/25 23:00	1.9	289	16.1	1012
8/27/25 0:00	1.8	275	14.4	1012
8/27/25 1:00	ND	ND	13.4	1012
8/27/25 2:00	1.0	316	12.4	1012
8/27/25 3:00	0.7	309	11.6	1012
8/27/25 4:00	0.5	322	11.0	1012
8/27/25 5:00	1.5	286	11.0	1012
8/27/25 6:00	ND	ND	11.1	1013
8/27/25 7:00	1.5	286	14.1	1013
8/27/25 8:00	1.8	316	18.1	1013
8/27/25 9:00	2.5	301	19.5	1013
8/27/25 10:00	1.1	242	21.2	1012
8/27/25 11:00	1.6	296	22.6	1012
8/27/25 12:00	2.3	284	23.2	1011
8/27/25 13:00	5.0	166	21.0	1011
8/27/25 14:00	2.7	241	18.5	1011
8/27/25 15:00	1.0	284	17.2	1012
8/27/25 16:00	2.4	220	17.0	1012
8/27/25 17:00	2.6	238	17.0	1012
8/27/25 18:00	1.8	232	16.5	1012
8/27/25 19:00	2.6	264	16.0	1013
8/27/25 20:00	2.6	312	15.6	1014
8/27/25 21:00	2.3	307	15.9	1014
8/27/25 22:00	1.5	281	14.7	1014
8/27/25 23:00	1.5	302	13.2	1015
8/28/25 0:00	1.8	273	12.5	1015
8/28/25 1:00	2.4	279	11.7	1015

CITGO SOUTH PORTLAND MAINE TERMINAL FENCELINE MONITORING

Portland International Jet Airport (PWM) Meteorological Data (8/26/25 9:00 to 9/9/25 11:00)

8/28/25 2:00	2.5	274	11.9	1015
8/28/25 3:00	2.1	270	11.5	1015
8/28/25 4:00	2.0	274	10.7	1016
8/28/25 5:00	1.5	281	9.6	1016
8/28/25 6:00	1.6	260	10.1	1016
8/28/25 7:00	2.0	278	11.8	1017
8/28/25 8:00	1.6	284	15.1	1017
8/28/25 9:00	0.9	312	18.5	1017
8/28/25 10:00	2.0	236	21.0	1017
8/28/25 11:00	3.6	190	21.8	1017
8/28/25 12:00	5.9	165	21.7	1016
8/28/25 13:00	5.7	167	22.0	1016
8/28/25 14:00	6.6	167	22.0	1015
8/28/25 15:00	5.5	168	21.8	1015
8/28/25 16:00	6.4	182	21.1	1015
8/28/25 17:00	4.8	173	21.0	1015
8/28/25 18:00	4.9	188	19.3	1015
8/28/25 19:00	3.7	182	18.0	1015
8/28/25 20:00	3.4	183	17.9	1015
8/28/25 21:00	3.0	186	17.9	1015
8/28/25 22:00	2.9	196	17.8	1015
8/28/25 23:00	2.4	205	17.8	1015
8/29/25 0:00	1.9	190	16.9	1014
8/29/25 1:00	2.0	172	16.2	1014
8/29/25 2:00	2.0	188	15.9	1014
8/29/25 3:00	2.1	190	15.9	1014
8/29/25 4:00	2.0	187	15.0	1013
8/29/25 5:00	1.6	196	14.8	1013
8/29/25 6:00	1.6	200	15.2	1013
8/29/25 7:00	3.0	189	17.1	1013
8/29/25 8:00	3.8	202	18.1	1013
8/29/25 9:00	4.5	203	17.5	1013
8/29/25 10:00	2.5	172	17.0	1013
8/29/25 11:00	4.5	179	18.9	1013
8/29/25 12:00	4.7	185	19.1	1012
8/29/25 13:00	5.8	184	20.6	1012
8/29/25 14:00	5.9	192	20.4	1011
8/29/25 15:00	3.3	197	17.8	1011
8/29/25 16:00	2.6	202	17.8	1011
8/29/25 17:00	2.2	175	17.1	1011
8/29/25 18:00	1.4	226	17.1	1011
8/29/25 19:00	2.0	190	16.7	1010
8/29/25 20:00	1.0	217	15.9	1010
8/29/25 21:00	1.8	291	15.9	1010

CITGO SOUTH PORTLAND MAINE TERMINAL FENCELINE MONITORING

Portland International Jet Airport (PWM) Meteorological Data (8/26/25 9:00 to 9/9/25 11:00)

8/29/25 22:00	0.9	327	15.7	1010
8/29/25 23:00	1.5	295	14.9	1010
8/30/25 0:00	1.3	328	14.5	1010
8/30/25 1:00	0.3	353	13.9	1009
8/30/25 2:00	1.7	289	13.9	1009
8/30/25 3:00	1.6	271	13.6	1009
8/30/25 4:00	1.5	277	12.9	1009
8/30/25 5:00	1.5	281	12.2	1009
8/30/25 6:00	1.9	272	12.6	1010
8/30/25 7:00	2.6	281	13.9	1011
8/30/25 8:00	3.6	284	15.8	1011
8/30/25 9:00	3.1	297	17.5	1011
8/30/25 10:00	4.0	301	19.0	1011
8/30/25 11:00	3.8	322	19.5	1011
8/30/25 12:00	3.2	279	20.5	1011
8/30/25 13:00	2.7	292	20.7	1011
8/30/25 14:00	3.3	210	20.8	1011
8/30/25 15:00	3.3	169	19.0	1011
8/30/25 16:00	2.6	155	18.9	1012
8/30/25 17:00	2.1	249	19.2	1012
8/30/25 18:00	1.5	255	18.1	1013
8/30/25 19:00	0.6	243	17.7	1013
8/30/25 20:00	0.5	294	16.6	1014
8/30/25 21:00	0.5	248	15.7	1015
8/30/25 22:00	1.7	294	14.8	1015
8/30/25 23:00	0.2	334	13.9	1015
8/31/25 0:00	1.3	262	12.0	1015
8/31/25 1:00	0.3	356	11.5	1016
8/31/25 2:00	0.7	326	11.1	1016
8/31/25 3:00	2.5	290	10.2	1016
8/31/25 4:00	1.7	278	10.3	1017
8/31/25 5:00	1.9	288	9.3	1017
8/31/25 6:00	1.5	282	10.0	1018
8/31/25 7:00	1.9	288	12.4	1018
8/31/25 8:00	2.4	316	15.5	1019
8/31/25 9:00	2.8	303	18.7	1019
8/31/25 10:00	3.3	297	21.0	1020
8/31/25 11:00	2.4	294	21.8	1019
8/31/25 12:00	2.1	291	23.1	1019
8/31/25 13:00	3.1	282	24.4	1019
8/31/25 14:00	3.3	209	24.1	1018
8/31/25 15:00	2.3	195	24.5	1018
8/31/25 16:00	4.5	163	23.5	1018
8/31/25 17:00	4.1	180	21.9	1019

CITGO SOUTH PORTLAND MAINE TERMINAL FENCELINE MONITORING

Portland International Jet Airport (PWM) Meteorological Data (8/26/25 9:00 to 9/9/25 11:00)

8/31/25 18:00	2.9	189	21.1	1019
8/31/25 19:00	2.0	230	19.0	1020
8/31/25 20:00	0.5	305	17.3	1020
8/31/25 21:00	ND	ND	16.5	1021
8/31/25 22:00	ND	ND	15.0	1021
8/31/25 23:00	1.5	285	14.8	1021
9/1/25 0:00	0.7	331	14.0	1021
9/1/25 1:00	1.1	300	13.8	1021
9/1/25 2:00	1.1	313	13.9	1021
9/1/25 3:00	1.3	296	12.7	1021
9/1/25 4:00	1.3	299	13.3	1022
9/1/25 5:00	1.5	294	12.2	1022
9/1/25 6:00	1.3	303	12.8	1022
9/1/25 7:00	1.6	294	14.6	1023
9/1/25 8:00	2.5	313	18.5	1023
9/1/25 9:00	3.2	29	22.0	1023
9/1/25 10:00	3.5	59	23.4	1023
9/1/25 11:00	3.5	88	24.0	1023
9/1/25 12:00	4.2	101	24.0	1023
9/1/25 13:00	4.3	116	24.3	1023
9/1/25 14:00	4.2	129	24.7	1023
9/1/25 15:00	3.8	162	23.9	1022
9/1/25 16:00	4.0	169	23.0	1022
9/1/25 17:00	2.3	169	22.3	1022
9/1/25 18:00	2.3	188	20.9	1022
9/1/25 19:00	1.7	193	18.8	1022
9/1/25 20:00	ND	ND	17.9	1022
9/1/25 21:00	ND	ND	17.0	1022
9/1/25 22:00	ND	ND	16.3	1022
9/1/25 23:00	1.2	300	16.6	1022
9/2/25 0:00	ND	ND	16.1	1021
9/2/25 1:00	1.1	337	15.7	1021
9/2/25 2:00	1.8	260	15.2	1021
9/2/25 3:00	ND	ND	14.9	1020
9/2/25 4:00	0.8	335	14.4	1020
9/2/25 5:00	ND	ND	14.0	1020
9/2/25 6:00	0.8	325	13.9	1020
9/2/25 7:00	0.8	283	14.7	1020
9/2/25 8:00	0.6	320	18.6	1020
9/2/25 9:00	1.2	248	21.6	1020
9/2/25 10:00	1.6	178	23.7	1019
9/2/25 11:00	3.0	81	24.8	1019
9/2/25 12:00	3.9	91	25.6	1018
9/2/25 13:00	4.0	153	24.9	1018

CITGO SOUTH PORTLAND MAINE TERMINAL FENCELINE MONITORING

Portland International Jet Airport (PWM) Meteorological Data (8/26/25 9:00 to 9/9/25 11:00)

9/2/25 14:00	4.7	168	23.7	1017
9/2/25 15:00	4.3	169	23.1	1017
9/2/25 16:00	4.4	164	22.5	1016
9/2/25 17:00	4.3	162	21.6	1016
9/2/25 18:00	3.2	188	20.4	1016
9/2/25 19:00	2.5	184	18.4	1016
9/2/25 20:00	1.5	208	17.8	1016
9/2/25 21:00	ND	ND	16.6	1016
9/2/25 22:00	ND	ND	14.6	1015
9/2/25 23:00	1.5	250	14.0	1015
9/3/25 0:00	1.7	261	13.6	1015
9/3/25 1:00	1.5	70	12.8	1014
9/3/25 2:00	ND	ND	12.5	1014
9/3/25 3:00	ND	ND	11.9	1013
9/3/25 4:00	ND	ND	11.9	1013
9/3/25 5:00	ND	ND	11.9	1012
9/3/25 6:00	1.4	295	11.2	1013
9/3/25 7:00	1.5	275	13.9	1013
9/3/25 8:00	1.6	206	17.0	1013
9/3/25 9:00	1.9	210	19.4	1012
9/3/25 10:00	2.6	191	21.2	1012
9/3/25 11:00	4.3	154	21.9	1012
9/3/25 12:00	5.5	167	22.1	1011
9/3/25 13:00	6.8	164	22.0	1011
9/3/25 14:00	6.5	168	22.0	1010
9/3/25 15:00	5.9	166	21.4	1010
9/3/25 16:00	6.1	176	20.9	1009
9/3/25 17:00	5.1	176	20.5	1009
9/3/25 18:00	4.2	175	19.1	1009
9/3/25 19:00	2.5	170	18.0	1009
9/3/25 20:00	1.8	153	16.9	1010
9/3/25 21:00	1.3	160	16.8	1010
9/3/25 22:00	ND	ND	16.4	1010
9/3/25 23:00	ND	ND	15.9	1010
9/4/25 0:00	2.0	178	16.1	1010
9/4/25 1:00	1.5	212	16.7	1010
9/4/25 2:00	1.8	212	15.9	1010
9/4/25 3:00	1.6	224	15.1	1010
9/4/25 4:00	1.5	283	13.4	1010
9/4/25 5:00	1.7	288	12.1	1010
9/4/25 6:00	0.5	305	11.9	1010
9/4/25 7:00	ND	ND	14.0	1011
9/4/25 8:00	ND	ND	16.3	1011
9/4/25 9:00	1.3	220	19.0	1011

CITGO SOUTH PORTLAND MAINE TERMINAL FENCELINE MONITORING

Portland International Jet Airport (PWM) Meteorological Data (8/26/25 9:00 to 9/9/25 11:00)

9/4/25 10:00	3.2	166	21.5	1011
9/4/25 11:00	3.9	179	22.1	1011
9/4/25 12:00	5.8	166	22.1	1010
9/4/25 13:00	5.7	169	22.2	1010
9/4/25 14:00	6.3	166	21.8	1010
9/4/25 15:00	6.3	166	21.5	1009
9/4/25 16:00	5.9	159	21.0	1009
9/4/25 17:00	5.6	164	20.2	1009
9/4/25 18:00	4.5	169	18.8	1009
9/4/25 19:00	2.9	160	17.9	1009
9/4/25 20:00	2.4	139	17.8	1009
9/4/25 21:00	2.5	154	17.8	1009
9/4/25 22:00	2.5	178	17.9	1009
9/4/25 23:00	3.6	194	17.9	1009
9/5/25 0:00	3.6	194	17.8	1010
9/5/25 1:00	3.6	195	17.9	1010
9/5/25 2:00	3.1	195	17.9	1010
9/5/25 3:00	3.8	184	17.9	1010
9/5/25 4:00	3.4	186	17.9	1010
9/5/25 5:00	4.0	185	17.9	1010
9/5/25 6:00	3.5	190	17.9	1011
9/5/25 7:00	2.9	198	18.0	1011
9/5/25 8:00	3.3	189	18.6	1011
9/5/25 9:00	3.2	187	18.7	1012
9/5/25 10:00	3.9	190	19.6	1012
9/5/25 11:00	4.2	189	19.9	1012
9/5/25 12:00	4.6	194	20.0	1011
9/5/25 13:00	4.3	190	21.5	1011
9/5/25 14:00	5.0	182	21.3	1010
9/5/25 15:00	5.2	172	21.7	1010
9/5/25 16:00	4.2	176	21.9	1010
9/5/25 17:00	4.2	174	21.0	1009
9/5/25 18:00	3.7	176	20.6	1009
9/5/25 19:00	3.0	177	19.3	1009
9/5/25 20:00	3.8	193	20.1	1010
9/5/25 21:00	3.1	194	20.9	1010
9/5/25 22:00	3.5	193	20.8	1010
9/5/25 23:00	3.4	188	19.2	1010
9/6/25 0:00	3.6	194	18.9	1010
9/6/25 1:00	3.1	198	18.3	1010
9/6/25 2:00	3.0	194	18.0	1010
9/6/25 3:00	3.1	198	18.0	1010
9/6/25 4:00	1.6	223	17.6	1010
9/6/25 5:00	0.8	282	17.3	1011

CITGO SOUTH PORTLAND MAINE TERMINAL FENCELINE MONITORING

Portland International Jet Airport (PWM) Meteorological Data (8/26/25 9:00 to 9/9/25 11:00)

9/6/25 6:00	2.1	199	18.2	1012
9/6/25 7:00	2.0	216	18.9	1012
9/6/25 8:00	3.0	199	19.4	1012
9/6/25 9:00	3.7	203	21.0	1012
9/6/25 10:00	3.6	179	21.9	1012
9/6/25 11:00	3.5	184	23.2	1011
9/6/25 12:00	4.3	165	24.0	1011
9/6/25 13:00	6.0	177	24.1	1010
9/6/25 14:00	5.6	189	23.6	1009
9/6/25 15:00	5.9	186	21.6	1008
9/6/25 16:00	4.9	186	21.3	1008
9/6/25 17:00	3.6	209	20.9	1010
9/6/25 18:00	2.3	218	20.9	1010
9/6/25 19:00	2.5	210	20.4	1011
9/6/25 20:00	3.4	254	17.9	1011
9/6/25 21:00	2.3	92	17.1	1011
9/6/25 22:00	2.1	167	17.0	1012
9/6/25 23:00	1.9	300	16.9	1013
9/7/25 0:00	2.4	344	16.9	1013
9/7/25 1:00	2.0	99	16.5	1013
9/7/25 2:00	2.5	45	16.0	1013
9/7/25 3:00	2.5	58	15.9	1013
9/7/25 4:00	2.0	68	15.9	1013
9/7/25 5:00	1.6	18	15.0	1014
9/7/25 6:00	1.6	39	14.9	1014
9/7/25 7:00	2.7	73	14.9	1014
9/7/25 8:00	2.7	83	14.5	1015
9/7/25 9:00	2.9	96	14.3	1015
9/7/25 10:00	2.5	85	14.2	1015
9/7/25 11:00	2.4	97	14.9	1015
9/7/25 12:00	2.1	111	15.1	1014
9/7/25 13:00	1.8	130	15.8	1014
9/7/25 14:00	0.8	287	16.0	1014
9/7/25 15:00	1.4	239	16.5	1014
9/7/25 16:00	1.7	196	16.3	1013
9/7/25 17:00	1.1	256	16.9	1013
9/7/25 18:00	2.5	185	16.0	1014
9/7/25 19:00	2.0	186	15.0	1014
9/7/25 20:00	1.9	222	14.2	1015
9/7/25 21:00	2.4	213	14.8	1015
9/7/25 22:00	2.2	249	15.3	1016
9/7/25 23:00	1.7	210	15.4	1016
9/8/25 0:00	0.8	195	14.0	1017
9/8/25 1:00	1.5	225	12.9	1017

CITGO SOUTH PORTLAND MAINE TERMINAL FENCELINE MONITORING

Portland International Jet Airport (PWM) Meteorological Data (8/26/25 9:00 to 9/9/25 11:00)

9/8/25 2:00	1.1	290	12.4	1018
9/8/25 3:00	1.1	312	11.6	1018
9/8/25 4:00	1.5	290	10.7	1018
9/8/25 5:00	1.4	294	9.6	1019
9/8/25 6:00	1.7	273	9.4	1020
9/8/25 7:00	2.1	285	10.7	1020
9/8/25 8:00	2.6	303	13.7	1021
9/8/25 9:00	1.6	309	16.6	1021
9/8/25 10:00	2.9	334	17.9	1022
9/8/25 11:00	1.7	258	19.1	1022
9/8/25 12:00	1.8	236	20.3	1022
9/8/25 13:00	2.2	294	20.7	1022
9/8/25 14:00	3.5	158	19.3	1021
9/8/25 15:00	4.0	155	18.8	1021
9/8/25 16:00	4.2	173	18.0	1022
9/8/25 17:00	4.0	175	18.0	1022
9/8/25 18:00	3.3	187	17.6	1022
9/8/25 19:00	2.0	199	16.2	1022
9/8/25 20:00	ND	ND	13.9	1023
9/8/25 21:00	0.9	360	12.9	1023
9/8/25 22:00	0.6	300	11.9	1024
9/8/25 23:00	1.5	352	11.5	1024
9/9/25 0:00	0.4	307	10.8	1025
9/9/25 1:00	1.0	335	9.9	1025
9/9/25 2:00	1.2	309	9.0	1025
9/9/25 3:00	1.9	297	8.1	1025
9/9/25 4:00	1.4	318	8.1	1025
9/9/25 5:00	1.9	306	7.4	1025
9/9/25 6:00	0.6	328	7.8	1026
9/9/25 7:00	0.6	340	10.4	1027
9/9/25 8:00	1.1	353	13.5	1027
9/9/25 9:00	1.8	111	16.9	1027
9/9/25 10:00	2.6	87	18.1	1027
9/9/25 11:00	2.8	93	18.9	1027

PWM Wind Rose 8/26/25 9:00 - 9/9/25 11:00

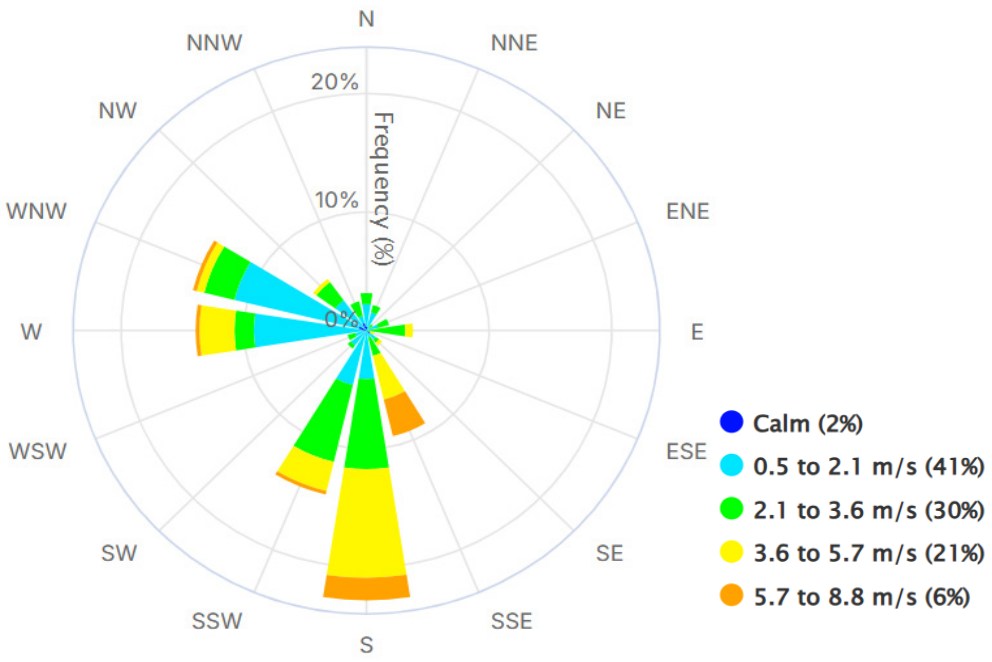

CITGO SOUTH PORTLAND MAINE TERMINAL FENCELINE MONITORING

Portland International Jet Airport (PWM) Meteorological Data (9/9/25 9:00 to 9/23/25 12:00)

Date & Time	Wind Speed	Wind Direction	Temperature	Barometric Pressure
	m/s	Deg.	°C	mb
9/9/25 9:00	1.1	353	13.5	1027
9/9/25 10:00	1.8	111	16.9	1027
9/9/25 11:00	2.6	87	18.1	1027
9/9/25 12:00	2.8	93	18.9	1027
9/9/25 13:00	3.5	97	20.2	1027
9/9/25 14:00	4.4	91	20.2	1026
9/9/25 15:00	4.2	88	20.1	1026
9/9/25 16:00	3.7	107	20.7	1025
9/9/25 17:00	3.4	138	19.8	1025
9/9/25 18:00	3.5	157	18.4	1025
9/9/25 19:00	2.7	171	17.0	1025
9/9/25 20:00	2.1	173	15.5	1025
9/9/25 21:00	ND	ND	13.7	1025
9/9/25 22:00	ND	ND	12.9	1025
9/9/25 23:00	0.4	334	11.8	1025
9/10/25 0:00	1.1	315	11.2	1025
9/10/25 1:00	1.5	290	9.9	1025
9/10/25 2:00	1.5	300	9.3	1025
9/10/25 3:00	1.8	299	8.5	1025
9/10/25 4:00	0.6	321	8.1	1025
9/10/25 5:00	1.7	296	8.0	1025
9/10/25 6:00	1.5	307	7.3	1024
9/10/25 7:00	1.3	343	8.6	1024
9/10/25 8:00	1.7	334	8.8	1025
9/10/25 9:00	0.2	360	10.8	1025
9/10/25 10:00	1.2	171	13.7	1024
9/10/25 11:00	2.4	63	16.8	1024
9/10/25 12:00	3.6	59	18.0	1023
9/10/25 13:00	3.2	96	18.9	1023
9/10/25 14:00	4.6	89	19.0	1022
9/10/25 15:00	4.8	101	19.0	1022
9/10/25 16:00	4.4	97	19.0	1020
9/10/25 17:00	4.1	87	18.4	1020
9/10/25 18:00	3.1	84	17.8	1019
9/10/25 19:00	2.6	88	16.5	1019
9/10/25 20:00	1.5	90	15.0	1019
9/10/25 21:00	0.9	355	13.8	1018
9/10/25 22:00	1.3	332	12.3	1018
9/10/25 23:00	1.7	293	11.4	1017
9/11/25 0:00	2.2	289	10.1	1017
9/11/25 1:00	0.4	342	9.6	1017

CITGO SOUTH PORTLAND MAINE TERMINAL FENCELINE MONITORING

Portland International Jet Airport (PWM) Meteorological Data (9/9/25 9:00 to 9/23/25 12:00)

9/11/25 2:00	0.5	337	9.6	1016
9/11/25 3:00	2.3	282	8.5	1016
9/11/25 4:00	1.9	296	8.4	1015
9/11/25 5:00	1.3	293	8.9	1015
9/11/25 6:00	2.1	282	8.8	1015
9/11/25 7:00	2.0	275	9.0	1015
9/11/25 8:00	0.9	324	11.3	1015
9/11/25 9:00	2.8	328	15.6	1015
9/11/25 10:00	4.2	343	19.4	1016
9/11/25 11:00	4.5	349	22.1	1016
9/11/25 12:00	4.2	244	23.8	1015
9/11/25 13:00	4.7	347	24.9	1015
9/11/25 14:00	4.1	308	26.2	1015
9/11/25 15:00	5.0	240	26.1	1014
9/11/25 16:00	4.8	331	26.0	1014
9/11/25 17:00	4.2	333	24.8	1014
9/11/25 18:00	2.7	340	24.2	1015
9/11/25 19:00	2.4	348	23.0	1015
9/11/25 20:00	2.4	348	20.3	1015
9/11/25 21:00	3.2	338	19.0	1016
9/11/25 22:00	3.9	337	18.5	1017
9/11/25 23:00	3.9	342	18.1	1017
9/12/25 0:00	4.4	343	17.4	1018
9/12/25 1:00	3.2	333	15.7	1018
9/12/25 2:00	3.3	332	14.8	1018
9/12/25 3:00	2.3	337	13.3	1019
9/12/25 4:00	1.6	349	12.6	1019
9/12/25 5:00	0.3	300	11.9	1020
9/12/25 6:00	2.0	351	11.8	1020
9/12/25 7:00	1.9	345	11.3	1021
9/12/25 8:00	2.1	119	12.9	1022
9/12/25 9:00	3.1	38	15.4	1022
9/12/25 10:00	3.0	55	16.9	1022
9/12/25 11:00	2.9	96	17.9	1022
9/12/25 12:00	2.2	116	18.7	1022
9/12/25 13:00	2.5	138	19.2	1021
9/12/25 14:00	3.7	171	19.6	1021
9/12/25 15:00	4.6	159	19.4	1021
9/12/25 16:00	3.6	167	19.1	1020
9/12/25 17:00	3.9	187	18.6	1020
9/12/25 18:00	3.5	188	17.9	1020
9/12/25 19:00	3.4	193	16.6	1020
9/12/25 20:00	2.3	202	15.4	1020
9/12/25 21:00	1.8	216	14.1	1020

CITGO SOUTH PORTLAND MAINE TERMINAL FENCELINE MONITORING

Portland International Jet Airport (PWM) Meteorological Data (9/9/25 9:00 to 9/23/25 12:00)

9/12/25 22:00	1.6	248	13.6	1020
9/12/25 23:00	1.5	254	12.8	1020
9/13/25 0:00	1.7	252	12.1	1020
9/13/25 1:00	1.3	265	11.9	1020
9/13/25 2:00	1.3	282	10.9	1020
9/13/25 3:00	1.5	145	10.1	1020
9/13/25 4:00	0.4	ND	10.2	1019
9/13/25 5:00	1.5	217	10.4	1019
9/13/25 6:00	1.8	232	11.9	1019
9/13/25 7:00	2.0	242	11.9	1019
9/13/25 8:00	2.3	237	13.5	1019
9/13/25 9:00	2.3	217	15.2	1019
9/13/25 10:00	2.1	215	17.8	1018
9/13/25 11:00	4.1	193	18.8	1018
9/13/25 12:00	5.1	183	20.2	1017
9/13/25 13:00	5.3	176	20.8	1017
9/13/25 14:00	5.0	175	19.3	1017
9/13/25 15:00	5.6	175	19.0	1016
9/13/25 16:00	4.5	181	18.5	1016
9/13/25 17:00	4.9	184	18.0	1015
9/13/25 18:00	4.0	184	17.9	1015
9/13/25 19:00	2.7	190	17.0	1015
9/13/25 20:00	1.8	184	16.5	1015
9/13/25 21:00	0.5	297	15.6	1015
9/13/25 22:00	ND	ND	14.0	1015
9/13/25 23:00	ND	ND	13.2	1015
9/14/25 0:00	1.5	343	11.9	1015
9/14/25 1:00	ND	ND	12.4	1014
9/14/25 2:00	ND	330	12.8	1014
9/14/25 3:00	1.5	295	12.7	1013
9/14/25 4:00	1.0	304	12.9	1013
9/14/25 5:00	ND	ND	13.0	1013
9/14/25 6:00	0.6	350	12.9	1013
9/14/25 7:00	1.7	340	13.0	1013
9/14/25 8:00	1.9	287	13.9	1014
9/14/25 9:00	1.4	337	16.0	1014
9/14/25 10:00	0.8	216	18.5	1014
9/14/25 11:00	2.0	108	20.0	1014
9/14/25 12:00	2.2	150	21.9	1014
9/14/25 13:00	3.0	101	23.0	1014
9/14/25 14:00	3.1	98	23.0	1014
9/14/25 15:00	3.2	100	23.9	1014
9/14/25 16:00	3.5	139	23.7	1014
9/14/25 17:00	3.2	175	22.5	1014

CITGO SOUTH PORTLAND MAINE TERMINAL FENCELINE MONITORING

Portland International Jet Airport (PWM) Meteorological Data (9/9/25 9:00 to 9/23/25 12:00)

9/14/25 18:00	2.7	168	21.8	1015
9/14/25 19:00	2.2	172	19.9	1015
9/14/25 20:00	1.5	150	17.4	1016
9/14/25 21:00	ND	ND	16.5	1016
9/14/25 22:00	0.5	310	15.9	1017
9/14/25 23:00	0.7	320	15.2	1017
9/15/25 0:00	0.6	333	14.3	1018
9/15/25 1:00	0.9	321	13.9	1018
9/15/25 2:00	1.1	336	13.7	1019
9/15/25 3:00	2.6	257	13.2	1019
9/15/25 4:00	3.2	27	14.9	1019
9/15/25 5:00	3.1	56	14.8	1020
9/15/25 6:00	3.0	220	13.9	1021
9/15/25 7:00	1.9	312	13.8	1021
9/15/25 8:00	2.0	290	15.1	1022
9/15/25 9:00	2.9	33	17.4	1023
9/15/25 10:00	2.6	51	18.8	1023
9/15/25 11:00	3.3	62	20.8	1023
9/15/25 12:00	3.7	96	21.3	1023
9/15/25 13:00	3.3	101	22.0	1023
9/15/25 14:00	3.3	139	22.3	1023
9/15/25 15:00	4.0	167	22.1	1023
9/15/25 16:00	4.2	162	21.3	1022
9/15/25 17:00	3.6	169	20.9	1022
9/15/25 18:00	3.9	186	19.4	1022
9/15/25 19:00	2.8	182	17.9	1023
9/15/25 20:00	1.8	197	16.8	1023
9/15/25 21:00	0.9	245	15.9	1023
9/15/25 22:00	ND	ND	13.9	1023
9/15/25 23:00	0.2	ND	13.4	1023
9/16/25 0:00	ND	ND	12.7	1023
9/16/25 1:00	0.3	280	11.8	1023
9/16/25 2:00	1.5	283	11.6	1023
9/16/25 3:00	ND	ND	11.0	1023
9/16/25 4:00	ND	ND	10.8	1023
9/16/25 5:00	1.5	290	10.5	1022
9/16/25 6:00	0.4	323	9.9	1022
9/16/25 7:00	1.0	302	10.1	1023
9/16/25 8:00	1.2	320	12.0	1023
9/16/25 9:00	ND	ND	15.3	1024
9/16/25 10:00	1.0	218	18.6	1024
9/16/25 11:00	2.5	110	19.1	1024
9/16/25 12:00	2.3	95	20.8	1023
9/16/25 13:00	2.8	96	22.2	1023

CITGO SOUTH PORTLAND MAINE TERMINAL FENCELINE MONITORING

Portland International Jet Airport (PWM) Meteorological Data (9/9/25 9:00 to 9/23/25 12:00)

9/16/25 14:00	3.5	94	23.0	1023
9/16/25 15:00	3.8	158	22.9	1023
9/16/25 16:00	4.0	170	21.9	1022
9/16/25 17:00	3.6	196	21.0	1022
9/16/25 18:00	2.7	194	19.3	1022
9/16/25 19:00	1.8	189	18.7	1022
9/16/25 20:00	0.7	ND	17.0	1022
9/16/25 21:00	ND	ND	15.7	1022
9/16/25 22:00	ND	ND	14.5	1022
9/16/25 23:00	1.5	275	14.0	1022
9/17/25 0:00	1.2	294	13.6	1022
9/17/25 1:00	1.0	285	13.3	1021
9/17/25 2:00	1.5	285	12.7	1021
9/17/25 3:00	1.5	290	12.1	1021
9/17/25 4:00	0.8	288	11.1	1021
9/17/25 5:00	0.6	220	10.9	1021
9/17/25 6:00	1.3	297	9.5	1021
9/17/25 7:00	1.3	295	9.6	1021
9/17/25 8:00	1.2	304	10.6	1021
9/17/25 9:00	0.5	330	13.6	1020
9/17/25 10:00	0.5	170	16.2	1020
9/17/25 11:00	1.5	58	17.9	1020
9/17/25 12:00	1.7	157	19.2	1020
9/17/25 13:00	2.1	142	21.1	1020
9/17/25 14:00	2.7	173	21.8	1019
9/17/25 15:00	3.6	162	21.3	1019
9/17/25 16:00	3.1	171	20.9	1018
9/17/25 17:00	2.7	168	20.0	1017
9/17/25 18:00	2.8	176	18.6	1017
9/17/25 19:00	1.9	176	17.6	1017
9/17/25 20:00	1.5	160	15.9	1017
9/17/25 21:00	1.6	158	14.3	1016
9/17/25 22:00	1.0	167	14.7	1016
9/17/25 23:00	1.2	293	13.9	1016
9/18/25 0:00	1.6	314	13.9	1015
9/18/25 1:00	1.7	309	13.9	1015
9/18/25 2:00	ND	ND	13.8	1015
9/18/25 3:00	1.6	290	13.9	1014
9/18/25 4:00	1.5	309	13.9	1014
9/18/25 5:00	2.3	260	13.9	1013
9/18/25 6:00	1.1	360	13.9	1013
9/18/25 7:00	ND	ND	13.9	1013
9/18/25 8:00	0.9	316	14.7	1012
9/18/25 9:00	1.5	300	16.9	1012

CITGO SOUTH PORTLAND MAINE TERMINAL FENCELINE MONITORING

Portland International Jet Airport (PWM) Meteorological Data (9/9/25 9:00 to 9/23/25 12:00)

9/18/25 10:00	1.0	95	19.2	1012
9/18/25 11:00	1.8	151	21.4	1012
9/18/25 12:00	3.3	91	21.5	1012
9/18/25 13:00	3.1	146	22.2	1011
9/18/25 14:00	3.3	172	22.8	1010
9/18/25 15:00	4.2	156	22.8	1009
9/18/25 16:00	4.5	182	22.1	1009
9/18/25 17:00	4.4	186	21.5	1008
9/18/25 18:00	3.7	189	20.7	1008
9/18/25 19:00	3.3	191	18.8	1008
9/18/25 20:00	2.1	191	17.9	1008
9/18/25 21:00	2.5	211	17.8	1008
9/18/25 22:00	2.6	209	16.9	1008
9/18/25 23:00	2.3	221	16.9	1008
9/19/25 0:00	0.9	292	16.7	1008
9/19/25 1:00	0.3	343	15.7	1007
9/19/25 2:00	1.6	301	15.0	1007
9/19/25 3:00	1.2	311	14.5	1007
9/19/25 4:00	1.5	312	14.8	1007
9/19/25 5:00	2.4	284	14.4	1007
9/19/25 6:00	1.5	291	14.0	1008
9/19/25 7:00	0.3	346	13.4	1008
9/19/25 8:00	0.5	344	15.6	1009
9/19/25 9:00	2.6	309	18.6	1009
9/19/25 10:00	3.8	328	21.7	1010
9/19/25 11:00	5.3	341	23.1	1010
9/19/25 12:00	4.9	322	23.4	1010
9/19/25 13:00	5.2	325	23.9	1010
9/19/25 14:00	5.5	298	24.3	1010
9/19/25 15:00	5.3	335	24.5	1010
9/19/25 16:00	5.2	333	24.3	1010
9/19/25 17:00	6.0	349	23.4	1011
9/19/25 18:00	6.5	349	22.3	1012
9/19/25 19:00	3.8	348	20.0	1013
9/19/25 20:00	4.0	350	17.7	1014
9/19/25 21:00	5.0	352	16.5	1015
9/19/25 22:00	5.7	352	15.7	1016
9/19/25 23:00	4.0	331	14.2	1017
9/20/25 0:00	3.6	349	13.3	1018
9/20/25 1:00	2.1	288	11.9	1018
9/20/25 2:00	1.8	358	11.3	1019
9/20/25 3:00	1.7	349	10.8	1019
9/20/25 4:00	2.6	344	9.0	1020
9/20/25 5:00	2.8	342	7.9	1020

CITGO SOUTH PORTLAND MAINE TERMINAL FENCELINE MONITORING

Portland International Jet Airport (PWM) Meteorological Data (9/9/25 9:00 to 9/23/25 12:00)

9/20/25 6:00	1.8	125	7.3	1021
9/20/25 7:00	1.3	265	7.4	1022
9/20/25 8:00	1.3	350	8.4	1023
9/20/25 9:00	2.6	118	12.1	1023
9/20/25 10:00	2.5	50	13.2	1023
9/20/25 11:00	1.3	169	14.2	1023
9/20/25 12:00	2.0	244	16.3	1023
9/20/25 13:00	2.5	280	17.6	1023
9/20/25 14:00	3.7	204	17.5	1023
9/20/25 15:00	4.0	169	17.0	1022
9/20/25 16:00	4.7	165	17.0	1022
9/20/25 17:00	3.8	183	16.8	1022
9/20/25 18:00	3.0	177	16.2	1023
9/20/25 19:00	2.4	185	14.5	1023
9/20/25 20:00	2.1	202	12.9	1023
9/20/25 21:00	1.6	226	12.6	1024
9/20/25 22:00	2.1	252	11.4	1024
9/20/25 23:00	1.2	316	9.6	1025
9/21/25 0:00	0.9	332	8.3	1025
9/21/25 1:00	0.3	345	7.6	1025
9/21/25 2:00	1.2	322	7.0	1025
9/21/25 3:00	1.3	314	6.4	1025
9/21/25 4:00	1.7	298	5.6	1025
9/21/25 5:00	1.9	326	4.5	1025
9/21/25 6:00	0.6	344	6.2	1026
9/21/25 7:00	2.5	297	3.9	1026
9/21/25 8:00	2.2	334	6.8	1026
9/21/25 9:00	1.5	243	10.8	1027
9/21/25 10:00	1.2	144	13.1	1027
9/21/25 11:00	1.8	82	15.5	1027
9/21/25 12:00	2.6	78	17.7	1026
9/21/25 13:00	1.9	196	18.8	1026
9/21/25 14:00	3.0	185	19.1	1025
9/21/25 15:00	4.8	158	19.9	1024
9/21/25 16:00	5.4	158	18.7	1024
9/21/25 17:00	5.4	159	17.9	1023
9/21/25 18:00	5.2	174	17.0	1023
9/21/25 19:00	2.5	178	15.4	1023
9/21/25 20:00	1.6	182	13.8	1023
9/21/25 21:00	1.7	190	13.0	1022
9/21/25 22:00	1.6	206	12.6	1022
9/21/25 23:00	1.5	235	12.1	1021
9/22/25 0:00	1.5	270	11.2	1021
9/22/25 1:00	1.9	279	10.0	1021

CITGO SOUTH PORTLAND MAINE TERMINAL FENCELINE MONITORING

Portland International Jet Airport (PWM) Meteorological Data (9/9/25 9:00 to 9/23/25 12:00)

9/22/25 2:00	0.8	325	9.2	1021
9/22/25 3:00	ND	ND	8.1	1021
9/22/25 4:00	ND	ND	7.4	1020
9/22/25 5:00	1.2	282	7.1	1020
9/22/25 6:00	1.7	278	7.1	1020
9/22/25 7:00	0.4	140	6.4	1020
9/22/25 8:00	1.5	223	8.5	1020
9/22/25 9:00	1.5	238	12.3	1020
9/22/25 10:00	3.1	224	15.7	1019
9/22/25 11:00	4.0	225	17.1	1019
9/22/25 12:00	4.8	176	18.3	1018
9/22/25 13:00	6.1	172	19.0	1018
9/22/25 14:00	5.9	184	19.0	1017
9/22/25 15:00	6.0	175	18.6	1016
9/22/25 16:00	6.3	170	18.2	1015
9/22/25 17:00	5.8	176	17.9	1015
9/22/25 18:00	4.4	179	17.8	1014
9/22/25 19:00	3.3	185	16.9	1014
9/22/25 20:00	2.5	184	15.9	1014
9/22/25 21:00	2.1	201	15.9	1014
9/22/25 22:00	1.7	208	15.9	1013
9/22/25 23:00	1.5	220	15.7	1013
9/23/25 0:00	1.7	233	15.2	1012
9/23/25 1:00	2.9	210	15.8	1012
9/23/25 2:00	2.6	215	14.9	1012
9/23/25 3:00	3.1	220	14.9	1012
9/23/25 4:00	1.7	251	14.4	1012
9/23/25 5:00	1.4	233	13.9	1011
9/23/25 6:00	1.3	265	13.6	1011
9/23/25 7:00	ND	ND	12.6	1011
9/23/25 8:00	1.5	210	14.2	1012
9/23/25 9:00	1.7	222	16.4	1012
9/23/25 10:00	1.3	258	18.6	1012
9/23/25 11:00	0.4	303	21.4	1012
9/23/25 12:00	2.1	111	23.1	1012

PWM Wind Rose 9/9/25 9:00 - 9/23/25 12:00

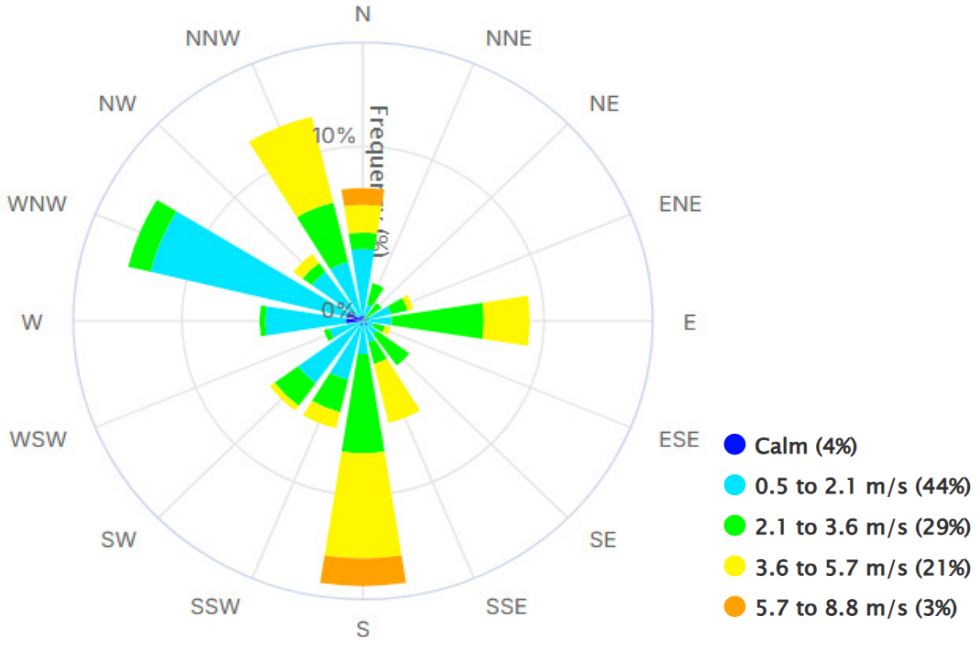

CITGO SOUTH PORTLAND MAINE SITE COORDINATES

Terminal Fenceline Perimeter Length = 1,309 m Monitor Location Method: EPA Method 325A Option 2
Terminal Fenceline Area = 23.6 Acres Spacing Between Monitors: 109.1 m (± 10.9 m)

Sampling Station	Target Compounds	Latitude	Longitude	Distances To Adjacent Sites (m)	Notes
Site 1	BTEX	43.637871°	-70.267646°	to Site 18: 105.1 to Site 2: 103.5	Site 1 is located on the northwestern fenceline of the terminal. Railroad tracks and a metals scrapyard border this terminal fenceline near Site 1. The licensed emission unit loading racks are located 80 m to the south and SW of Site 1. Private residences occupy the areas to the NW, west and SW of Site 1.
Site 2	BTEX	43.638643°	-70.266930°	to Site 1: 103.5 to Site 3: 99.1	Site 2 is on the fenceline near the northernmost section of the terminal. Site 2 is within 20 m of the terminal dock area and is approximately 10 m from the Fore River shoreline. A metals scrapyard borders this terminal fenceline near Site 2.
Site 3	BTEX	43.638226°	-70.265928°	to Site 2: 99.1 to Site 4: 118.6	Site 3 is located on the fenceline at the northeastern terminal boundary that borders the Fore River. Site 3 is approximately 5m from the Fore River shoreline. The Vapor Combustion Unit (equipped with a 48-ft. high stack) is located approximately 26 m to the SW of Site 3. This licensed emissions unit is <50 m from fenceline.
Site 4	BTEX	43.637291°	-70.266556°	to Site 3: 118.6 to Site 5: 118.5	Site 4 is located on the fenceline at the eastern terminal boundary that borders the Fore River. Site 4 is approximately 5 m from the Fore River shoreline.
Site 5	BTEX	43.636766°	-70.265537°	to Site 4: 59.2 to Site 6: 59.3	Site 5 is located on the southeastern fenceline bordering the Fore River and is located halfway between Sites 4 & 6. Site 5 is an additional monitor & is required because licensed emission unit Tank 1 is located between Sites 4 and 6 and is <50 m from the fenceline.

CITGO SOUTH PORTLAND MAINE SITE COORDINATES

Terminal Fenceline Perimeter Length = 1,309 m Monitor Location Method: EPA Method 325A Option 2
Terminal Fenceline Area = 23.6 Acres Spacing Between Monitors: 109.1 m (± 10.9 m)

Sampling Station	Target Compounds	Latitude	Longitude	Distances To Adjacent Sites (m)	Notes
Site 6	BTEX	43.636251°	-70.265520°	to Site 5: 118.5 to Site 7: 115.2	Site 6 is located on the fenceline at the eastern terminal boundary that borders the Fore River. Site 6 is approximately 5m from the Fore River shoreline. Licensed emission unit Tank 1 is located approximately 56 m to the NW of Site 11. Licensed emission unit Tank 2 is located approximately 47 m to the SW of Site 6. Tanks 1 and 2 are both <50 m from the fenceline.
Site 7	BTEX	43.635725°	-70.265512°	to Site 6: 57.6 to Site 8: 57.6	Site 7 is located on the southeastern fenceline bordering the Fore River and is located halfway between Sites 6 & 8. Site 7 is an additional monitor and is required because licensed emission unit Tank 2 is located between Sites 5 and 6 and is <50 m from the fenceline.
Site 8	BTEX	43.635202°	-70.265497°	to Site 7: 115.2 to Site 9: 116.0	Site 8 is located on the fenceline at the eastern terminal boundary that borders the Fore River. Site 8 is approximately 5m from the Fore River shoreline. Licensed emission units Tanks 3 and 4 are located approximately 30m and 80m, respectively, to the SW of Site 8. Tanks 3 and 4 are both <50 m from the fenceline.
Site 9	BTEX	43.634826°	-70.265819°	to Site 8: 58.0 to Site 10: 58.0	Site 9 is located on the southeastern fenceline bordering the Fore River and is located halfway between Sites 8 & 10. Site 9 is an additional monitor & is required because licensed emission unit Tank 3 is located between Sites 8 and 10 and is <50 m from the fenceline.
Site 10	BTEX	43.634504°	-70.266083°	to Site 9: 116.0 to Site 11: 113.0	Site 10 is located on the fenceline at the southeastern terminal boundary that borders Pearl St. Site 10 is approximately 32m from the shoreline of the Fore River. Licensed emission units Tanks 3 and 4 are located in this area and are <50 m from fenceline.

CITGO SOUTH PORTLAND MAINE SITE COORDINATES

Terminal Fenceline Perimeter Length = 1,309 m Monitor Location Method: EPA Method 325A Option 2
Terminal Fenceline Area = 23.6 Acres Spacing Between Monitors: 109.1 m (± 10.9 m)

Sampling Station	Target Compounds	Latitude	Longitude	Distances To Adjacent Sites (m)	Notes
Site 11	BTEX	43.634390°	-70.266759°	to Site 10: 56.5 to Site 12: 56.5	Site 11 is located on the fenceline halfway between Sites 10 & 12. Site 11 is an additional monitor and is required because licensed emission unit Tank 4 is located between Sites 10 and 12 and Tank 4 is <50 m from the fenceline.
Site 12	BTEX	43.634436°	-70.267407°	to Site 11: 113.0 to Site 13: 101.9	Site 12 is on the fenceline at the southeastern terminal boundary that borders the South Portland Greenbelt Pathway. Private residences occupy the areas to the South, SW, West and NW of Site 12.
Site13	BTEX	43.634784°	-70.267791°	to Site 12: 51.0 to Site 14: 51.0	Site 13 is located on the fenceline halfway between Sites 12 & 14. Site 13 is an additional monitor and is required because licensed emission unit Tank 5 is located between Sites 12 and 14 and Tank 5 is <50 m from the fenceline.
Site14	BTEX	43.635151°	-70.268058°	to Site 13: 101.9 to Site 15: 100.1	Site 14 is on the fenceline at the southwestern terminal boundary near the terminus of Forest Ave. Licensed emission unit Tank 6 is located approximately 43 m E-NE of Site 14. Private residences occupy the areas to the SE, South, SW, West and NW of Site 14.

CITGO SOUTH PORTLAND MAINE SITE COORDINATES

Terminal Fenceline Perimeter Length = 1,309 m Monitor Location Method: EPA Method 325A Option 2
Terminal Fenceline Area = 23.6 Acres Spacing Between Monitors: 109.1 m (± 10.9 m)

Sampling Station	Target Compounds	Latitude	Longitude	Distances To Adjacent Sites (m)	Notes
Site 15	BTEX	43.635574°	-70.268754°	to Site 14: 100.1 to Site 16: 119.9	Site 15 is on the fenceline at the southwestern terminal boundary near the terminus of Atlantic Ave. Licensed emission unit Tank 7 is located approximately 52 m E-NE of Site 15. Private residences occupy the areas to the SE, south, SW, west and NW of Site 15.
Site 16	BTEX	43.636415°	-70.268879°	to Site 15: 119.9 to Site 17: 98.5	Site 16 is located on the northwestern fenceline of the terminal. Railroad tracks and Elm St. border this terminal fenceline near Site 16. Licensed emission unit Tank 9 is located 22 m to the east of Site 16. Tank 9 is <50 m from the fenceline. Private residences occupy the areas to the south, west and north of Site 16.
Site 17	BTEX	43.636786°	-70.268548°	to Site 16: 49.2 to Site 18: 49.3	Site 17 is located on the fenceline halfway between Sites 16 & 18. Site 17 is an additional monitor and is required because licensed emission units Tanks 9 and 10 are located between Sites 16 and 18 and Tanks 9 and 10 are <50 m from the fenceline.
Site 18	BTEX	43.637133°	-70.268182°	to Site 17: 98.5 to Site 1: 105.1	Site 18 is located on the northwestern fenceline of the terminal. Railroad tracks and Elm St. border this terminal fenceline near Site 18. Licensed emission unit Tank 10 is located 24 m to the south of Site 18. Tank 10 is <50 m from the fenceline. Private residences occupy the areas to the north, west and SW of Site 18.

Aerial View of the CITGO South Portland Terminal Fenceline Sampling Locations

APPENDIX A – LAB RESULTS

CITGO - South Portland Terminal

102 Mechanic St.

South Portland, ME 04106

Sampling Event 30 CITGO - South Portland Terminal

Client Project# PROJ-050158
Samples Received: 7/7/2025

Analytical Report
2025FP301

EPA Method 325B Analysis

Report Issue Date: 7/22/2025

I certify that to the best of my knowledge all analytical data presented in this report have been checked for completeness, accuracy, errors and legibility in addition to having been conducted in accordance with approved protocol, and that all deviations and analytical problems are summarized in the appropriate narrative(s). This report shall not be reproduced except in full without approval of the laboratory. This will provide assurance that parts of the report are not taken out of context.

Amendment(s):

Signature: Brianna Berry

QA REVIEW PERFORMED BY
Brianna Berry
QA Associate I

Matt Cavanaugh
mcavanaugh@montrose-env.com / www.enthalpy.com
O: (919) 850-4392
Enthalpy Analytical
800 Capitola Drive Suite 1 Durham, NC 27713

Table of Contents

Case Narrative . . . 3
Results . . . 6
    Summary of Results . . . 7
    Detailed Results . . . 8
QC Data . . . 12
Chromatograms . . . 15
Initial Calibration . . . 85
Sample Custody . . . 88
    Chain of Custody . . . 89

Narrative Summary

Enthalpy Analytical Narrative Summary

Company	Montrose Air Quality Services, LLC - New Jersey
Job No.	2025FP301-1
Client ID.	PROJ-050158 Site: CITGO - South Portland Terminal

1. Custody

The samples were received at Enthalpy Analytical on July 7, 2025 at 23 °C. The samples were received in good condition. Prior to, during, and after analysis, the samples were kept under lock with access only to authorized personnel by Enthalpy Analytical, LLC

Table 1 - Sample Inventory

Sample ID	Tube ID	Sample Type
CGOSP-1-S-20250617	C37031	Sample
CGOSP-2-S-20250617	C40120	Sample
CGOSP-3-S-20250617	C35708	Sample
CGOSP-3-D-20250617	C43629	Duplicate
CGOSP-3-B-20250617	B52891	Blank
CGOSP-4-S-20250617	C37466	Sample
CGOSP-5-S-20250617	B46752	Sample
CGOSP-6-S-20250617	C33490	Sample
CGOSP-7-S-20250617	C59911	Sample
CGOSP-8-S-20250617	C31341	Sample
CGOSP-9-S-20250617	C38994	Sample
CGOSP-9-D-20250617	C00668	Duplicate
CGOSP-9-B-20250617	B19904	Blank
CGOSP-10-S-20250617	B35481	Sample
CGOSP-11-S-20250617	C20439	Sample
CGOSP-12-S-20250617	C17205	Sample
CGOSP-13-S-20250617	B42324	Sample
CGOSP-14-S-20250617	C53656	Sample
CGOSP-15-S-20250617	C24248	Sample
CGOSP-16-S-20250617	C55554	Sample
CGOSP-17-S-20250617	B49685	Sample
CGOSP-18-S-20250617	C38881	Sample

2. Analysis

The samples were analyzed for Benzene, Toluene, Ethylbenzene, m-/p-Xylenes, and o-Xylene using EPA Method 325B – Volatile Organic Compounds from Fugitive and Area Sources by Thermal Desorption and GC/MS. A copy of the acquisition method M325B-TD is not included in this report but may be available upon request.

The sample tube media used for this sampling period was CarbopackX. All calibration standards and laboratory QC were prepared using the same media.

Enthalpy Analytical Narrative Summary

Company Job No. Client ID.	Montrose Air Quality Services, LLC - New Jersey 2025FP301-1 PROJ-050158 Site: CITGO - South Portland Terminal

3. Calibration

All BFB tune criteria have been met for this analysis.

The initial calibration (B032725A_CC252679_R1) met all 30% RSD criteria. The initial calibration verification met 30% difference criteria. The continuing calibration verifications met 30% difference criteria. The initial and continuing calibration raw data are not included in this report but are available upon request.

5. QC Notes

All quality control criteria required by the method and/or the laboratory SOP have been met unless noted otherwise below.

6. Reporting Notes

Samples CGOSP-12-S-20250617 (tube ID C17205), CGOSP-16-S-20250617 (tube ID C55554), CGOSP-5-S-20250617 (tube ID B46752), and the Method Blank (tube ID B43693) exceeded 40% difference in the internal standard (IS) response from the daily CCV due to being inadvertently spiked with additional internal standard. The samples have been flagged “I” to denote the IS recovery being outside acceptance limits.

All tubes used for this sampling period met the method criteria for number of uses; no tube exceeded 50 field uses.

As specified in EPA Method 325B, the response factor of the daily continuing calibration standard was used to quantitate all field samples and blanks.

All samples were reported as amount in ng catch, and concentration in ug/m³ and ppbv.

The results presented in this report are representative of the samples as provided to the laboratory. These analyses met the requirements of the TNI Standard. Any deviations from the requirements of the reference method or TNI Standard have been stated above.

Enthalpy Analytical, located at 800 Capitola Drive, Suite 1, Durham NC, 27713 is accredited by the Louisiana Department of Environmental Quality (LDEQ) for EPA Method 325B for all analytes included in this report under **Certificate Number 04010**.

Results

Enthalpy Analytical

Company: Montrose Air Quality Services, LLC - New Jersey
Job No.: 2025FP301-1 EPA Method 325B Analysis
Client No.: PROJ-050158 Site: CITGO - South Portland Terminal

Summary

Sample Code	Tube ID	Benzene		Toluene		Ethylbenzene		m-/p-Xylenes		o-Xylene	
		(ug/m³)	Flag	(ug/m³)	Flag	(ug/m³)	Flag	(ug/m³)	Flag	(ug/m³)	Flag
CGOSP-1-S-20250617	C37031	2.28		6.98		1.80		4.96		1.72	
CGOSP-2-S-20250617	C40120	1.58		4.52		1.37		3.26		1.16	
CGOSP-3-S-20250617	C35708	1.66		4.98		1.16		3.18		1.24	
CGOSP-3-D-20250617	C43629	1.56		5.21		1.09		3.62		1.45	
CGOSP-3-B-20250617	B52891	0.186	ND	0.240	ND	0.272	ND	0.272	ND	0.272	ND
CGOSP-4-S-20250617	C37466	2.28		6.78		1.44		4.37		1.62	
CGOSP-5-S-20250617	B46752	1.63	I	5.66	I	1.33	I	4.03	I	1.54	I
CGOSP-6-S-20250617	C33490	2.26		8.89		2.22		6.60		2.41	
CGOSP-7-S-20250617	C59911	2.10		7.45		1.66		5.24		2.03	
CGOSP-8-S-20250617	C31341	2.17		7.94		1.96		6.74		2.40	
CGOSP-9-S-20250617	C38994	2.01		7.55		1.28		4.56		1.65	
CGOSP-9-D-20250617	C00668	2.33		8.03		1.37		4.39		1.75	
CGOSP-9-B-20250617	B19904	0.186	ND	0.240	ND	0.272	ND	0.272	ND	0.272	ND
CGOSP-10-S-20250617	B35481	1.46		4.92		1.02		3.20		1.21	
CGOSP-11-S-20250617	C20439	1.83		6.50		1.34		4.09		1.57	
CGOSP-12-S-20250617	C17205	0.976	I	3.36	I	0.604	I	2.11	I	0.773	I
CGOSP-13-S-20250617	B42324	1.28		4.30		1.21		3.75		1.39	
CGOSP-14-S-20250617	C53656	1.36		4.53		1.09		3.62		1.30	
CGOSP-15-S-20250617	C24248	1.75		6.24		1.46		4.57		1.72	
CGOSP-16-S-20250617	C55554	2.35	I	5.36	I	0.965	I	3.25	I	1.26	I
CGOSP-17-S-20250617	B49685	2.78		7.21		1.37		3.90		1.42	
CGOSP-18-S-20250617	C38881	5.58		10.9		1.63		5.42		2.03	

I: Internal Standard recovery is outside acceptance limits
ND: The analyte was not present above the Method Detection Limit

Enthalpy Analytical

Company: Montrose Air Quality Services, LLC - New Jersey
Job No.: 2025FP301-1 EPA Method 325B Analysis
Client No.: PROJ-050158 Site: CITGO - South Portland Terminal

Benzene

Sample Code	Tube ID	Conc (ug/m³)	Conc (ppbv)	Calc Amt (ng)	Temp (°F)	Uptake Rate (mL/min	Sample Time (min)	LOD (ug/m³)	LOQ (ug/m³)	LOD (ppbv)	LOQ (ppbv)	Flags	Data File	Inj DateTime	CCV RRF	Ret Time (min)	Target Area	ISTD Area	ISTD Amt	ISTD RT	ISTD Change
CGOSP-1-S-20250617	C37031	2.28	0.714	30.5	69.2	0.665	20155	0.186	0.374	0.0584	0.117		B2504591.D	2025-07-07 20:34	0.865	7.856	349220	1216455	92.1	7.797	-5.5%
CGOSP-2-S-20250617	C40120	1.58	0.496	21.2	69.2	0.665	20155	0.186	0.374	0.0584	0.117		B2504592.D	2025-07-07 21:11	0.865	7.862	255211	1279894	92.1	7.791	-0.6%
CGOSP-3-S-20250617	C35708	1.66	0.518	22.2	69.2	0.665	20155	0.186	0.374	0.0584	0.117		B2504593.D	2025-07-07 21:49	0.865	7.856	259944	1246026	92.1	7.791	-3.2%
CGOSP-3-D-20250617	C43629	1.56	0.489	20.9	69.2	0.665	20155	0.186	0.374	0.0584	0.117		B2504594.D	2025-07-07 22:26	0.865	7.850	252606	1282782	92.1	7.791	-0.4%
CGOSP-3-B-20250617	B52891	0.186	0.0584		69.2	0.665	20155	0.186	0.374	0.0584	0.117	ND	B2504589.D	2025-07-07 19:19	0.865	7.791	13000	1271875	92.1	7.803	-1.2%
CGOSP-4-S-20250617	C37466	2.28	0.714	30.5	69.2	0.665	20155	0.186	0.374	0.0584	0.117		B2504595.D	2025-07-07 23:03	0.865	7.856	357848	1246187	92.1	7.791	-3.2%
CGOSP-5-S-20250617	B46752	1.63	0.510	21.8	69.2	0.665	20155	0.186	0.374	0.0584	0.117	I	B2504596.D	2025-07-07 23:41	0.865	7.851	409800	1998928	92.1	7.791	55.2%
CGOSP-6-S-20250617	C33490	2.26	0.709	30.3	69.2	0.665	20155	0.186	0.374	0.0584	0.117		B2504597.D	2025-07-08 00:18	0.865	7.850	359025	1259408	92.1	7.791	-2.2%
CGOSP-7-S-20250617	C59911	2.10	0.658	28.1	69.2	0.665	20155	0.186	0.374	0.0584	0.117		B2504598.D	2025-07-08 00:56	0.865	7.850	344571	1302181	92.1	7.791	1.1%
CGOSP-8-S-20250617	C31341	2.17	0.680	29.1	69.2	0.665	20155	0.186	0.374	0.0584	0.117		B2504599.D	2025-07-08 01:33	0.865	7.850	216644	791789	92.1	7.785	-38.5%
CGOSP-9-S-20250617	C38994	2.01	0.630	27.0	69.2	0.665	20155	0.186	0.374	0.0584	0.117		B2504600.D	2025-07-08 02:10	0.865	7.851	319199	1258395	92.1	7.797	-2.3%
CGOSP-9-D-20250617	C00668	2.33	0.728	31.2	69.2	0.665	20155	0.186	0.374	0.0584	0.117		B2504602.D	2025-07-08 03:25	0.865	7.850	374598	1278245	92.1	7.797	-0.7%
CGOSP-9-B-20250617	B19904	0.186	0.0584		69.2	0.665	20155	0.186	0.374	0.0584	0.117	ND	B2504590.D	2025-07-07 19:56	0.865	7.856	15320	1292015	92.1	7.797	0.3%
CGOSP-10-S-20250617	B35481	1.46	0.459	19.6	69.2	0.665	20160	0.186	0.374	0.0584	0.117		B2504603.D	2025-07-08 04:02	0.865	7.857	228243	1236282	92.1	7.791	-4.0%
CGOSP-11-S-20250617	C20439	1.83	0.575	24.6	69.2	0.665	20160	0.186	0.374	0.0584	0.117		B2504604.D	2025-07-08 04:40	0.865	7.856	283423	1225720	92.1	7.797	-4.8%
CGOSP-12-S-20250617	C17205	0.976	0.306	13.1	69.2	0.665	20160	0.186	0.374	0.0584	0.117	I	B2504605.D	2025-07-08 05:17	0.865	7.845	236708	1923742	92.1	7.791	49.4%
CGOSP-13-S-20250617	B42324	1.28	0.401	17.2	69.2	0.665	20160	0.186	0.374	0.0584	0.117		B2504606.D	2025-07-08 05:55	0.865	7.856	207574	1284696	92.1	7.797	-0.2%
CGOSP-14-S-20250617	C53656	1.36	0.427	18.3	69.2	0.665	20160	0.186	0.374	0.0584	0.117		B2504607.D	2025-07-08 06:32	0.865	7.857	217672	1266700	92.1	7.785	-1.6%
CGOSP-15-S-20250617	C24248	1.75	0.550	23.5	69.2	0.665	20160	0.186	0.374	0.0584	0.117		B2504608.D	2025-07-08 07:09	0.865	7.851	263939	1193041	92.1	7.785	-7.4%
CGOSP-16-S-20250617	C55554	2.35	0.736	31.5	69.2	0.665	20160	0.186	0.374	0.0584	0.117	I	B2504609.D	2025-07-08 07:47	0.865	7.850	575818	1943604	92.1	7.791	50.9%
CGOSP-17-S-20250617	B49685	2.78	0.870	37.3	69.3	0.665	20160	0.186	0.374	0.0584	0.117		B2504610.D	2025-07-08 08:24	0.865	7.850	454611	1298156	92.1	7.791	0.8%
CGOSP-18-S-20250617	C38881	5.58	1.75	74.8	69.3	0.665	20160	0.186	0.374	0.0584	0.117		B2504611.D	2025-07-08 09:01	0.865	7.856	918732	1307088	92.1	7.791	1.5%

Toluene

Sample Code	Tube ID	Conc (ug/m³)	Conc (ppbv)	Calc Amt (ng)	Temp (°F)	Uptake Rate (mL/min	Sample Time (min)	LOD (ug/m³)	LOQ (ug/m³)	LOD (ppbv)	LOQ (ppbv)	Flags	Data File	Inj DateTime	CCV RRF	Ret Time (min)	Target Area	ISTD Area	ISTD Amt	ISTD RT	ISTD Change
CGOSP-1-S-20250617	C37031	6.98	1.85	72.6	69.2	0.516	20155	0.240	0.521	0.0638	0.138		B2504591.D	2025-07-07 20:34	0.993	10.771	794941	1197205	108.6	10.664	-4.7%
CGOSP-2-S-20250617	C40120	4.52	1.20	47.0	69.2	0.516	20155	0.240	0.521	0.0638	0.138		B2504592.D	2025-07-07 21:11	0.993	10.771	508724	1182983	108.6	10.664	-5.8%
CGOSP-3-S-20250617	C35708	4.98	1.32	51.8	69.2	0.516	20155	0.240	0.521	0.0638	0.138		B2504593.D	2025-07-07 21:49	0.993	10.765	560518	1182346	108.6	10.664	-5.9%
CGOSP-3-D-20250617	C43629	5.21	1.38	54.2	69.2	0.516	20155	0.240	0.521	0.0638	0.138		B2504594.D	2025-07-07 22:26	0.993	10.764	569140	1147259	108.6	10.663	-8.7%
CGOSP-3-B-20250617	B52891	0.240	0.0638		69.2	0.516	20155	0.240	0.521	0.0638	0.138	ND	B2504589.D	2025-07-07 19:19	0.993	10.771	14559	1230957	108.6	10.670	-2.0%
CGOSP-4-S-20250617	C37466	6.78	1.80	70.6	69.2	0.516	20155	0.240	0.521	0.0638	0.138		B2504595.D	2025-07-07 23:03	0.993	10.765	750292	1162635	108.6	10.658	-7.5%
CGOSP-5-S-20250617	B46752	5.66	1.50	58.9	69.2	0.516	20155	0.240	0.521	0.0638	0.138	I	B2504596.D	2025-07-07 23:41	0.993	10.765	1009369	1873633	108.6	10.658	49.1%
CGOSP-6-S-20250617	C33490	8.89	2.36	92.5	69.2	0.516	20155	0.240	0.521	0.0638	0.138		B2504597.D	2025-07-08 00:18	0.993	10.764	1011523	1195746	108.6	10.658	-4.8%
CGOSP-7-S-20250617	C59911	7.45	1.98	77.5	69.2	0.516	20155	0.240	0.521	0.0638	0.138		B2504598.D	2025-07-08 00:56	0.993	10.765	927731	1308325	108.6	10.658	4.1%
CGOSP-8-S-20250617	C31341	7.94	2.11	82.6	69.2	0.516	20155	0.240	0.521	0.0638	0.138		B2504599.D	2025-07-08 01:33	0.993	10.759	608574	805890	108.6	10.658	-35.9%
CGOSP-9-S-20250617	C38994	7.55	2.00	78.5	69.2	0.516	20155	0.240	0.521	0.0638	0.138		B2504600.D	2025-07-08 02:10	0.993	10.771	881713	1227374	108.6	10.670	-2.3%
CGOSP-9-D-20250617	C00668	8.03	2.13	83.5	69.2	0.516	20155	0.240	0.521	0.0638	0.138		B2504602.D	2025-07-08 03:25	0.993	10.765	941562	1232769	108.6	10.664	-1.9%
CGOSP-9-B-20250617	B19904	0.240	0.0638		69.2	0.516	20155	0.240	0.521	0.0638	0.138	ND	B2504590.D	2025-07-07 19:56	0.993	10.782	18534	1229839	108.6	10.664	-2.1%
CGOSP-10-S-20250617	B35481	4.92	1.31	51.2	69.2	0.516	20160	0.240	0.521	0.0638	0.138		B2504603.D	2025-07-08 04:02	0.993	10.765	558342	1192423	108.6	10.664	-5.1%
CGOSP-11-S-20250617	C20439	6.50	1.73	67.6	69.2	0.516	20160	0.240	0.521	0.0638	0.138		B2504604.D	2025-07-08 04:40	0.993	10.765	720505	1164810	108.6	10.670	-7.3%

Enthalpy Analytical

Company: Montrose Air Quality Services, LLC - New Jersey
Job No.: 2025FP301-1 EPA Method 325B Analysis
Client No.: PROJ-050158 Site: CITGO - South Portland Terminal

Toluene

Sample Code	Tube ID	Conc (ug/m³)	Conc (ppbv)	Calc Amt (ng)	Temp (°F)	Uptake Rate (mL/min	Sample Time (min)	LOD (ug/m³)	LOQ (ug/m³)	LOD (ppbv)	LOQ (ppbv)	Flags	Data File	Inj DateTime	CCV RRF	Ret Time (min)	Target Area	ISTD Area	ISTD Amt	ISTD RT	ISTD Change
CGOSP-12-S-20250617	C17205	3.36	0.893	35.0	69.2	0.516	20160	0.240	0.521	0.0638	0.138	I	B2504605.D	2025-07-08 05:17	0.993	10.765	601038	1877757	108.6	10.664	49.5%
CGOSP-13-S-20250617	B42324	4.30	1.14	44.8	69.2	0.516	20160	0.240	0.521	0.0638	0.138		B2504606.D	2025-07-08 05:55	0.993	10.765	513605	1253713	108.6	10.664	-0.2%
CGOSP-14-S-20250617	C53656	4.53	1.20	47.1	69.2	0.516	20160	0.240	0.521	0.0638	0.138		B2504607.D	2025-07-08 06:32	0.993	10.765	545263	1265006	108.6	10.658	0.7%
CGOSP-15-S-20250617	C24248	6.24	1.66	64.9	69.2	0.516	20160	0.240	0.521	0.0638	0.138		B2504608.D	2025-07-08 07:09	0.993	10.759	715921	1205654	108.6	10.658	-4.0%
CGOSP-16-S-20250617	C55554	5.36	1.42	55.8	69.2	0.516	20160	0.240	0.521	0.0638	0.138	I	B2504609.D	2025-07-08 07:47	0.993	10.765	997428	1954024	108.6	10.658	55.5%
CGOSP-17-S-20250617	B49685	7.21	1.92	75.1	69.3	0.516	20160	0.240	0.521	0.0638	0.138		B2504610.D	2025-07-08 08:24	0.993	10.759	871705	1269863	108.6	10.658	1.1%
CGOSP-18-S-20250617	C38881	10.9	2.91	114	69.3	0.516	20160	0.240	0.521	0.0638	0.138		B2504611.D	2025-07-08 09:01	0.993	10.758	1361915	1307457	108.6	10.658	4.1%

Ethylbenzene

Sample Code	Tube ID	Conc (ug/m³)	Conc (ppbv)	Calc Amt (ng)	Temp (°F)	Uptake Rate (mL/min	Sample Time (min)	LOD (ug/m³)	LOQ (ug/m³)	LOD (ppbv)	LOQ (ppbv)	Flags	Data File	Inj DateTime	CCV RRF	Ret Time (min)	Target Area	ISTD Area	ISTD Amt	ISTD RT	ISTD Change
CGOSP-1-S-20250617	C37031	1.80	0.414	16.6	69.2	0.457	20155	0.272	0.567	0.0626	0.131		B2504591.D	2025-07-07 20:34	1.133	13.168	206720	1197205	108.6	10.664	-4.7%
CGOSP-2-S-20250617	C40120	1.37	0.315	12.6	69.2	0.457	20155	0.272	0.567	0.0626	0.131		B2504592.D	2025-07-07 21:11	1.133	13.169	155143	1182983	108.6	10.664	-5.8%
CGOSP-3-S-20250617	C35708	1.16	0.266	10.6	69.2	0.457	20155	0.272	0.567	0.0626	0.131		B2504593.D	2025-07-07 21:49	1.133	13.169	131183	1182346	108.6	10.664	-5.9%
CGOSP-3-D-20250617	C43629	1.09	0.250	9.99	69.2	0.457	20155	0.272	0.567	0.0626	0.131		B2504594.D	2025-07-07 22:26	1.133	13.162	119564	1147259	108.6	10.663	-8.7%
CGOSP-3-B-20250617	B52891	0.272	0.0626		69.2	0.457	20155	0.272	0.567	0.0626	0.131	ND	B2504589.D	2025-07-07 19:19	1.133	13.192	1323	1230957	108.6	10.670	-2.0%
CGOSP-4-S-20250617	C37466	1.44	0.332	13.2	69.2	0.457	20155	0.272	0.567	0.0626	0.131		B2504595.D	2025-07-07 23:03	1.133	13.168	160677	1162635	108.6	10.658	-7.5%
CGOSP-5-S-20250617	B46752	1.33	0.307	12.3	69.2	0.457	20155	0.272	0.567	0.0626	0.131	I	B2504596.D	2025-07-07 23:41	1.133	13.163	240007	1873633	108.6	10.658	49.1%
CGOSP-6-S-20250617	C33490	2.22	0.512	20.4	69.2	0.457	20155	0.272	0.567	0.0626	0.131		B2504597.D	2025-07-08 00:18	1.133	13.162	255003	1195746	108.6	10.658	-4.8%
CGOSP-7-S-20250617	C59911	1.66	0.384	15.3	69.2	0.457	20155	0.272	0.567	0.0626	0.131		B2504598.D	2025-07-08 00:56	1.133	13.163	209076	1308325	108.6	10.658	4.1%
CGOSP-8-S-20250617	C31341	1.96	0.452	18.0	69.2	0.457	20155	0.272	0.567	0.0626	0.131		B2504599.D	2025-07-08 01:33	1.133	13.168	151619	805890	108.6	10.658	-35.9%
CGOSP-9-S-20250617	C38994	1.28	0.295	11.8	69.2	0.457	20155	0.272	0.567	0.0626	0.131		B2504600.D	2025-07-08 02:10	1.133	13.175	151075	1227374	108.6	10.670	-2.3%
CGOSP-9-D-20250617	C00668	1.37	0.316	12.6	69.2	0.457	20155	0.272	0.567	0.0626	0.131		B2504602.D	2025-07-08 03:25	1.133	13.174	162244	1232769	108.6	10.664	-1.9%
CGOSP-9-B-20250617	B19904	0.272	0.0626		69.2	0.457	20155	0.272	0.567	0.0626	0.131	ND	B2504590.D	2025-07-07 19:56	1.133	13.204	1196	1229839	108.6	10.664	-2.1%
CGOSP-10-S-20250617	B35481	1.02	0.236	9.42	69.2	0.457	20160	0.272	0.566	0.0626	0.131		B2504603.D	2025-07-08 04:02	1.133	13.169	117203	1192423	108.6	10.664	-5.1%
CGOSP-11-S-20250617	C20439	1.34	0.308	12.3	69.2	0.457	20160	0.272	0.566	0.0626	0.131		B2504604.D	2025-07-08 04:40	1.133	13.169	149346	1164810	108.6	10.670	-7.3%
CGOSP-12-S-20250617	C17205	0.604	0.139	5.56	69.2	0.457	20160	0.272	0.566	0.0626	0.131	I	B2504605.D	2025-07-08 05:17	1.133	13.175	109013	1877757	108.6	10.664	49.5%
CGOSP-13-S-20250617	B42324	1.21	0.280	11.2	69.2	0.457	20160	0.272	0.566	0.0626	0.131		B2504606.D	2025-07-08 05:55	1.133	13.174	146107	1253713	108.6	10.664	-0.2%
CGOSP-14-S-20250617	C53656	1.09	0.251	10.0	69.2	0.457	20160	0.272	0.566	0.0626	0.131		B2504607.D	2025-07-08 06:32	1.133	13.169	132506	1265006	108.6	10.658	0.7%
CGOSP-15-S-20250617	C24248	1.46	0.338	13.5	69.2	0.457	20160	0.272	0.566	0.0626	0.131		B2504608.D	2025-07-08 07:09	1.133	13.163	169627	1205654	108.6	10.658	-4.0%
CGOSP-16-S-20250617	C55554	0.965	0.222	8.88	69.2	0.457	20160	0.272	0.566	0.0626	0.131	I	B2504609.D	2025-07-08 07:47	1.133	13.163	181077	1954024	108.6	10.658	55.5%
CGOSP-17-S-20250617	B49685	1.37	0.315	12.6	69.3	0.457	20160	0.272	0.566	0.0626	0.131		B2504610.D	2025-07-08 08:24	1.133	13.163	166744	1269863	108.6	10.658	1.1%
CGOSP-18-S-20250617	C38881	1.63	0.375	15.0	69.3	0.457	20160	0.272	0.566	0.0626	0.131		B2504611.D	2025-07-08 09:01	1.133	13.162	204198	1307457	108.6	10.658	4.1%

m-/p-Xylenes

Sample Code	Tube ID	Conc (ug/m³)	Conc (ppbv)	Calc Amt (ng)	Temp (°F)	Uptake Rate (mL/min	Sample Time (min)	LOD (ug/m³)	LOQ (ug/m³)	LOD (ppbv)	LOQ (ppbv)	Flags	Data File	Inj DateTime	CCV RRF	Ret Time (min)	Target Area	ISTD Area	ISTD Amt	ISTD RT	ISTD Change
CGOSP-1-S-20250617	C37031	4.96	1.14	45.6	69.2	0.457	20155	0.272	0.535	0.0626	0.123		B2504591.D	2025-07-07 20:34	0.905	13.364	455367	1197205	108.6	10.664	-4.7%
CGOSP-2-S-20250617	C40120	3.26	0.752	30.0	69.2	0.457	20155	0.272	0.535	0.0626	0.123		B2504592.D	2025-07-07 21:11	0.905	13.364	296003	1182983	108.6	10.664	-5.8%
CGOSP-3-S-20250617	C35708	3.18	0.734	29.3	69.2	0.457	20155	0.272	0.535	0.0626	0.123		B2504593.D	2025-07-07 21:49	0.905	13.364	288677	1182346	108.6	10.664	-5.9%
CGOSP-3-D-20250617	C43629	3.62	0.835	33.3	69.2	0.457	20155	0.272	0.535	0.0626	0.123		B2504594.D	2025-07-07 22:26	0.905	13.358	318798	1147259	108.6	10.663	-8.7%

Enthalpy Analytical

Company: Montrose Air Quality Services, LLC - New Jersey
Job No.: 2025FP301-1 EPA Method 325B Analysis
Client No.: PROJ-050158 Site: CITGO - South Portland Terminal

m-/p-Xylenes

Sample Code	Tube ID	Conc (ug/m³)	Conc (ppbv)	Calc Amt (ng)	Temp (°F)	Uptake Rate (mL/min	Sample Time (min)	LOD (ug/m³)	LOQ (ug/m³)	LOD (ppbv)	LOQ (ppbv)	Flags	Data File	Inj DateTime	CCV RRF	Ret Time (min)	Target Area	ISTD Area	ISTD Amt	ISTD RT	ISTD Change
CGOSP-3-B-20250617	B52891	0.272	0.0626		69.2	0.457	20155	0.272	0.535	0.0626	0.123	ND	B2504589.D	2025-07-07 19:19	0.905	13.453	165	1230957	108.6	10.670	-2.0%
CGOSP-4-S-20250617	C37466	4.37	1.01	40.3	69.2	0.457	20155	0.272	0.535	0.0626	0.123		B2504595.D	2025-07-07 23:03	0.905	13.364	390056	1162635	108.6	10.658	-7.5%
CGOSP-5-S-20250617	B46752	4.03	0.929	37.1	69.2	0.457	20155	0.272	0.535	0.0626	0.123	I	B2504596.D	2025-07-07 23:41	0.905	13.359	579397	1873633	108.6	10.658	49.1%
CGOSP-6-S-20250617	C33490	6.60	1.52	60.7	69.2	0.457	20155	0.272	0.535	0.0626	0.123		B2504597.D	2025-07-08 00:18	0.905	13.358	604863	1195746	108.6	10.658	-4.8%
CGOSP-7-S-20250617	C59911	5.24	1.21	48.3	69.2	0.457	20155	0.272	0.535	0.0626	0.123		B2504598.D	2025-07-08 00:56	0.905	13.358	526206	1308325	108.6	10.658	4.1%
CGOSP-8-S-20250617	C31341	6.74	1.55	62.0	69.2	0.457	20155	0.272	0.535	0.0626	0.123		B2504599.D	2025-07-08 01:33	0.905	13.358	416681	805890	108.6	10.658	-35.9%
CGOSP-9-S-20250617	C38994	4.56	1.05	42.0	69.2	0.457	20155	0.272	0.535	0.0626	0.123		B2504600.D	2025-07-08 02:10	0.905	13.364	429319	1227374	108.6	10.670	-2.3%
CGOSP-9-D-20250617	C00668	4.39	1.01	40.4	69.2	0.457	20155	0.272	0.535	0.0626	0.123		B2504602.D	2025-07-08 03:25	0.905	13.364	415352	1232769	108.6	10.664	-1.9%
CGOSP-9-B-20250617	B19904	0.272	0.0626		69.2	0.457	20155	0.272	0.535	0.0626	0.123	ND	B2504590.D	2025-07-07 19:56	0.905	13.400	181	1229839	108.6	10.664	-2.1%
CGOSP-10-S-20250617	B35481	3.20	0.738	29.5	69.2	0.457	20160	0.272	0.535	0.0626	0.123		B2504603.D	2025-07-08 04:02	0.905	13.365	292866	1192423	108.6	10.664	-5.1%
CGOSP-11-S-20250617	C20439	4.09	0.942	37.6	69.2	0.457	20160	0.272	0.535	0.0626	0.123		B2504604.D	2025-07-08 04:40	0.905	13.364	365286	1164810	108.6	10.670	-7.3%
CGOSP-12-S-20250617	C17205	2.11	0.486	19.4	69.2	0.457	20160	0.272	0.535	0.0626	0.123	I	B2504605.D	2025-07-08 05:17	0.905	13.364	303667	1877757	108.6	10.664	49.5%
CGOSP-13-S-20250617	B42324	3.75	0.864	34.5	69.2	0.457	20160	0.272	0.535	0.0626	0.123		B2504606.D	2025-07-08 05:55	0.905	13.370	360694	1253713	108.6	10.664	-0.2%
CGOSP-14-S-20250617	C53656	3.62	0.835	33.3	69.2	0.457	20160	0.272	0.535	0.0626	0.123		B2504607.D	2025-07-08 06:32	0.905	13.359	351533	1265006	108.6	10.658	0.7%
CGOSP-15-S-20250617	C24248	4.57	1.05	42.1	69.2	0.457	20160	0.272	0.535	0.0626	0.123		B2504608.D	2025-07-08 07:09	0.905	13.359	423031	1205654	108.6	10.658	-4.0%
CGOSP-16-S-20250617	C55554	3.25	0.748	29.9	69.2	0.457	20160	0.272	0.535	0.0626	0.123	I	B2504609.D	2025-07-08 07:47	0.905	13.353	486671	1954024	108.6	10.658	55.5%
CGOSP-17-S-20250617	B49685	3.90	0.899	35.9	69.3	0.457	20160	0.272	0.535	0.0626	0.123		B2504610.D	2025-07-08 08:24	0.905	13.358	379891	1269863	108.6	10.658	1.1%
CGOSP-18-S-20250617	C38881	5.42	1.25	49.9	69.3	0.457	20160	0.272	0.535	0.0626	0.123		B2504611.D	2025-07-08 09:01	0.905	13.352	543382	1307457	108.6	10.658	4.1%

o-Xylene

Sample Code	Tube ID	Conc (ug/m³)	Conc (ppbv)	Calc Amt (ng)	Temp (°F)	Uptake Rate (mL/min	Sample Time (min)	LOD (ug/m³)	LOQ (ug/m³)	LOD (ppbv)	LOQ (ppbv)	Flags	Data File	Inj DateTime	CCV RRF	Ret Time (min)	Target Area	ISTD Area	ISTD Amt	ISTD RT	ISTD Change
CGOSP-1-S-20250617	C37031	1.72	0.396	15.8	69.2	0.457	20155	0.272	0.558	0.0626	0.129		B2504591.D	2025-07-07 20:34	0.922	13.910	160765	1197205	108.6	10.664	-4.7%
CGOSP-2-S-20250617	C40120	1.16	0.266	10.6	69.2	0.457	20155	0.272	0.558	0.0626	0.129		B2504592.D	2025-07-07 21:11	0.922	13.911	106741	1182983	108.6	10.664	-5.8%
CGOSP-3-S-20250617	C35708	1.24	0.287	11.5	69.2	0.457	20155	0.272	0.558	0.0626	0.129		B2504593.D	2025-07-07 21:49	0.922	13.905	114918	1182346	108.6	10.664	-5.9%
CGOSP-3-D-20250617	C43629	1.45	0.335	13.4	69.2	0.457	20155	0.272	0.558	0.0626	0.129		B2504594.D	2025-07-07 22:26	0.922	13.904	130187	1147259	108.6	10.663	-8.7%
CGOSP-3-B-20250617	B52891	0.272	0.0626		69.2	0.457	20155	0.272	0.558	0.0626	0.129	ND	B2504589.D	2025-07-07 19:19	0.922	13.982	212	1230957	108.6	10.670	-2.0%
CGOSP-4-S-20250617	C37466	1.62	0.374	14.9	69.2	0.457	20155	0.272	0.558	0.0626	0.129		B2504595.D	2025-07-07 23:03	0.922	13.904	147508	1162635	108.6	10.658	-7.5%
CGOSP-5-S-20250617	B46752	1.54	0.354	14.1	69.2	0.457	20155	0.272	0.558	0.0626	0.129	I	B2504596.D	2025-07-07 23:41	0.922	13.899	224727	1873633	108.6	10.658	49.1%
CGOSP-6-S-20250617	C33490	2.41	0.554	22.1	69.2	0.457	20155	0.272	0.558	0.0626	0.129		B2504597.D	2025-07-08 00:18	0.922	13.904	224707	1195746	108.6	10.658	-4.8%
CGOSP-7-S-20250617	C59911	2.03	0.468	18.7	69.2	0.457	20155	0.272	0.558	0.0626	0.129		B2504598.D	2025-07-08 00:56	0.922	13.904	207529	1308325	108.6	10.658	4.1%
CGOSP-8-S-20250617	C31341	2.40	0.552	22.1	69.2	0.457	20155	0.272	0.558	0.0626	0.129		B2504599.D	2025-07-08 01:33	0.922	13.898	150895	805890	108.6	10.658	-35.9%
CGOSP-9-S-20250617	C38994	1.65	0.379	15.2	69.2	0.457	20155	0.272	0.558	0.0626	0.129		B2504600.D	2025-07-08 02:10	0.922	13.905	157897	1227374	108.6	10.670	-2.3%
CGOSP-9-D-20250617	C00668	1.75	0.404	16.1	69.2	0.457	20155	0.272	0.558	0.0626	0.129		B2504602.D	2025-07-08 03:25	0.922	13.910	168752	1232769	108.6	10.664	-1.9%
CGOSP-9-B-20250617	B19904	0.272	0.0626		69.2	0.457	20155	0.272	0.558	0.0626	0.129	ND	B2504590.D	2025-07-07 19:56	0.922	13.946	203	1229839	108.6	10.664	-2.1%
CGOSP-10-S-20250617	B35481	1.21	0.279	11.1	69.2	0.457	20160	0.272	0.558	0.0626	0.129		B2504603.D	2025-07-08 04:02	0.922	13.911	112770	1192423	108.6	10.664	-5.1%
CGOSP-11-S-20250617	C20439	1.57	0.362	14.5	69.2	0.457	20160	0.272	0.558	0.0626	0.129		B2504604.D	2025-07-08 04:40	0.922	13.905	142994	1164810	108.6	10.670	-7.3%
CGOSP-12-S-20250617	C17205	0.773	0.178	7.11	69.2	0.457	20160	0.272	0.558	0.0626	0.129	I	B2504605.D	2025-07-08 05:17	0.922	13.905	113351	1877757	108.6	10.664	49.5%
CGOSP-13-S-20250617	B42324	1.39	0.321	12.8	69.2	0.457	20160	0.272	0.558	0.0626	0.129		B2504606.D	2025-07-08 05:55	0.922	13.904	136301	1253713	108.6	10.664	-0.2%
CGOSP-14-S-20250617	C53656	1.30	0.300	12.0	69.2	0.457	20160	0.272	0.558	0.0626	0.129		B2504607.D	2025-07-08 06:32	0.922	13.905	128857	1265006	108.6	10.658	0.7%
CGOSP-15-S-20250617	C24248	1.72	0.397	15.9	69.2	0.457	20160	0.272	0.558	0.0626	0.129		B2504608.D	2025-07-08 07:09	0.922	13.899	162464	1205654	108.6	10.658	-4.0%

Enthalpy Analytical

Company: Montrose Air Quality Services, LLC - New Jersey

Job No.: 2025FP301-1 EPA Method 325B Analysis

Client No.: PROJ-050158 Site: CITGO - South Portland Terminal

o-Xylene

Sample Code	Tube ID	Conc (ug/m³)	Conc (ppbv)	Calc Amt (ng)	Temp (°F)	Uptake Rate (mL/min	Sample Time (min)	LOD (ug/m³)	LOQ (ug/m³)	LOD (ppbv)	LOQ (ppbv)	Flags	Data File	Inj DateTime	CCV RRF	Ret Time (min)	Target Area	ISTD Area	ISTD Amt	ISTD RT	ISTD Change
CGOSP-16-S-20250617	C55554	1.26	0.291	11.6	69.2	0.457	20160	0.272	0.558	0.0626	0.129	I	B2504609.D	2025-07-08 07:47	0.922	13.899	193112	1954024	108.6	10.658	55.5%
CGOSP-17-S-20250617	B49685	1.42	0.328	13.1	69.3	0.457	20160	0.272	0.558	0.0626	0.129		B2504610.D	2025-07-08 08:24	0.922	13.899	141053	1269863	108.6	10.658	1.1%
CGOSP-18-S-20250617	C38881	2.03	0.469	18.7	69.3	0.457	20160	0.272	0.558	0.0626	0.129		B2504611.D	2025-07-08 09:01	0.922	13.898	207872	1307457	108.6	10.658	4.1%

I: Internal Standard recovery is outside acceptance limits
ND: The analyte was not present above the Method Detection Limit

QC Data

Enthalpy Analytical

Company: Montrose Air Quality Services, LLC - New Jersey
Job No.: 2025FP301-1 EPA Method 325B Analysis
Client No.: PROJ-050158 Site: CITGO - South Portland Terminal

QC Samples

Field Sample Type	Sample Code	Benzene		Toluene		Ethylbenzene		m-/p-Xylenes		o-Xylene	
Blanks (ug/m³)	CGOSP-3-B-20250617	ND	Pass	ND	Pass	ND	Pass	ND	Pass	ND	Pass
	CGOSP-9-B-20250617	ND	Pass	ND	Pass	ND	Pass	ND	Pass	ND	Pass
Duplicates (difference)	CGOSP-3-D-20250617	5.8%	Pass	4.5%	Pass	6.3%	Pass	13%	Pass	15%	Pass
	CGOSP-9-D-20250617	14%	Pass	6.1%	Pass	6.7%	Pass	3.7%	Pass	6.2%	Pass

Enthalpy Analytical

Company: Montrose Air Quality Services, LLC - New Jersey
Job No.: 2025FP301-1 EPA Method 325B Analysis
Client No.: PROJ-050158 Site: CITGO - South Portland Terminal

Benzene Calibration and Blanks

Sample Code	Data File	Tube ID	Type	RRF	ICAL RRF	Last CCV RRF	RRF Change	ISTD Change vs ICal	ISTD Change vs Concal	Pass/ Fail	Flags
M325B CCV 5	B2504587.D	C24115	Cal	0.865	0.941	0.865	-8.0%	13%		Pass	
2025FP301 Method Blank-1	B2504588.D	B43693	Blank		0.941	0.865			54%	Pass	ND,I
M325B CCV 5	B2504601.D	C54984	Check	0.867	0.941	0.865	-7.9%		1.0%	Pass	
M325B CCV 5	B2504612.D	C57088	Check	0.839	0.941	0.865	-11%		3.1%	Pass	

Toluene Calibration and Blanks

Sample Code	Data File	Tube ID	Type	RRF	ICAL RRF	Last CCV RRF	RRF Change	ISTD Change vs ICal	ISTD Change vs Concal	Pass/ Fail	Flags
M325B CCV 5	B2504587.D	C24115	Cal	0.993	1.042	0.993	-4.7%	2.2%		Pass	
2025FP301 Method Blank-1	B2504588.D	B43693	Blank		1.042	0.993			55%	Pass	ND,I
M325B CCV 5	B2504601.D	C54984	Check	1.009	1.042	0.993	-3.2%		-3.1%	Pass	
M325B CCV 5	B2504612.D	C57088	Check	0.936	1.042	0.993	-10%		6.2%	Pass	

Ethylbenzene Calibration and Blanks

Sample Code	Data File	Tube ID	Type	RRF	ICAL RRF	Last CCV RRF	RRF Change	ISTD Change vs ICal	ISTD Change vs Concal	Pass/ Fail	Flags
M325B CCV 5	B2504587.D	C24115	Cal	1.133	1.262	1.133	-10%	2.2%		Pass	
2025FP301 Method Blank-1	B2504588.D	B43693	Blank		1.262	1.133			55%	Pass	ND,I
M325B CCV 5	B2504601.D	C54984	Check	1.149	1.262	1.133	-8.9%		-3.1%	Pass	
M325B CCV 5	B2504612.D	C57088	Check	1.087	1.262	1.133	-14%		6.2%	Pass	

m-/p-Xylenes Calibration and Blanks

Sample Code	Data File	Tube ID	Type	RRF	ICAL RRF	Last CCV RRF	RRF Change	ISTD Change vs ICal	ISTD Change vs Concal	Pass/ Fail	Flags
M325B CCV 5	B2504587.D	C24115	Cal	0.905	1.015	0.905	-11%	2.2%		Pass	
2025FP301 Method Blank-1	B2504588.D	B43693	Blank		1.015	0.905			55%	Pass	ND,I
M325B CCV 5	B2504601.D	C54984	Check	0.941	1.015	0.905	-7.3%		-3.1%	Pass	
M325B CCV 5	B2504612.D	C57088	Check	0.902	1.015	0.905	-11%		6.2%	Pass	

o-Xylene Calibration and Blanks

Sample Code	Data File	Tube ID	Type	RRF	ICAL RRF	Last CCV RRF	RRF Change	ISTD Change vs ICal	ISTD Change vs Concal	Pass/ Fail	Flags
M325B CCV 5	B2504587.D	C24115	Cal	0.922	1.005	0.922	-8.3%	2.2%		Pass	
2025FP301 Method Blank-1	B2504588.D	B43693	Blank		1.005	0.922			55%	Pass	ND,I
M325B CCV 5	B2504601.D	C54984	Check	0.949	1.005	0.922	-5.6%		-3.1%	Pass	
M325B CCV 5	B2504612.D	C57088	Check	0.927	1.005	0.922	-7.8%		6.2%	Pass	

Chromatograms

Name	2025FP301 Method Blank-1
Comment	B43693
Data File	B2504588.D
Acq. Date-Time	7/7/2025 6:42:10 PM
Acq. Method File	M325B-TD
Tube Sorbent	Carbopack X
Analyze Quant Version	12.1
Report Quant Version	12.1

Sample Chromatogram

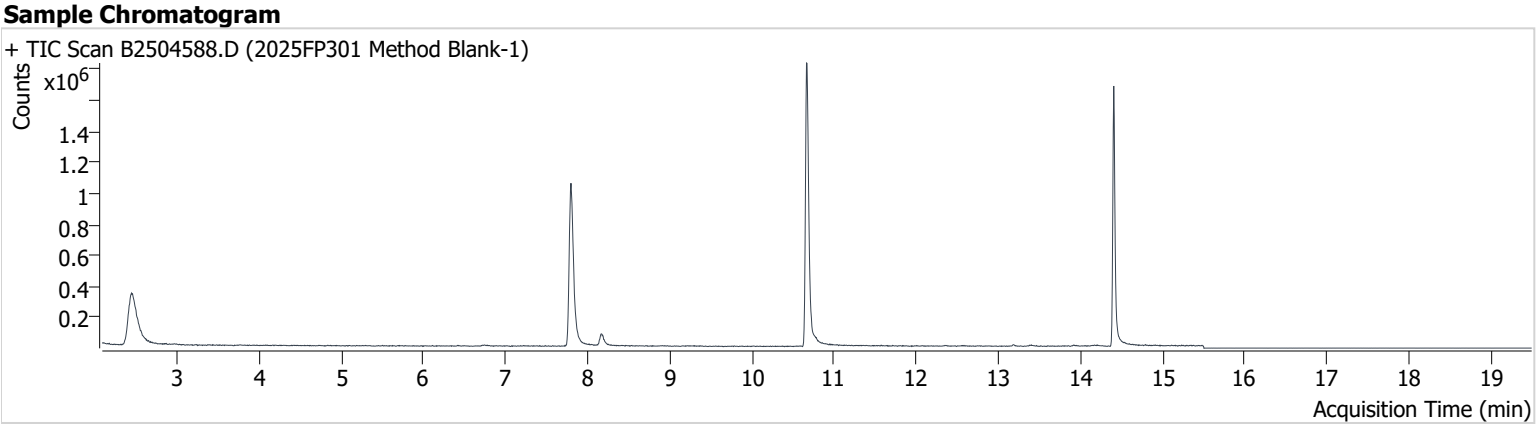

Name	ISTD	RT	ICAL RT	Resp.	Int. Flag
Benzene-d6 (IS)		7.797	7.779	1,984,303	
Benzene	Benzene-d6 (IS)	7.850	7.842	24,083	
Toluene-d8 (IS)		10.664	10.652	1,949,522	
Toluene	Toluene-d8 (IS)	10.771	10.758	19,708	
Ethylbenzene	Toluene-d8 (IS)	13.174	13.156	6,066	
m-/p-Xylenes	Toluene-d8 (IS)	13.394	13.370	7,076	
o-Xylene	Toluene-d8 (IS)	13.916	13.892	4,545	

Benzene-d6 (IS)

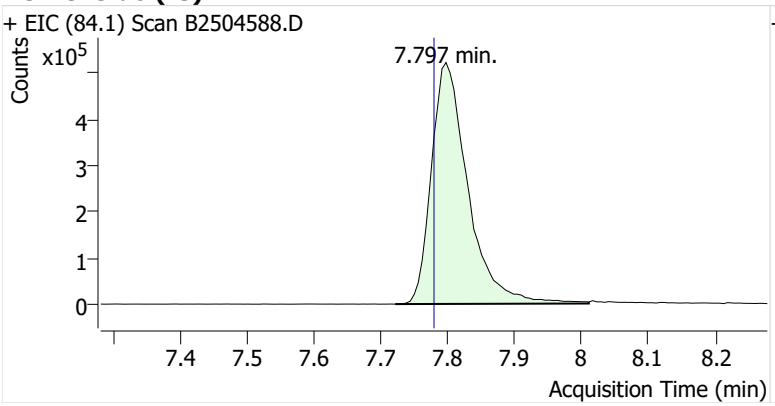

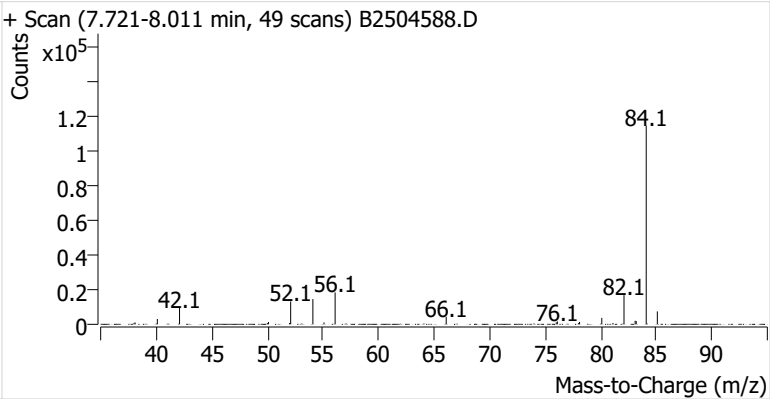

Benzene

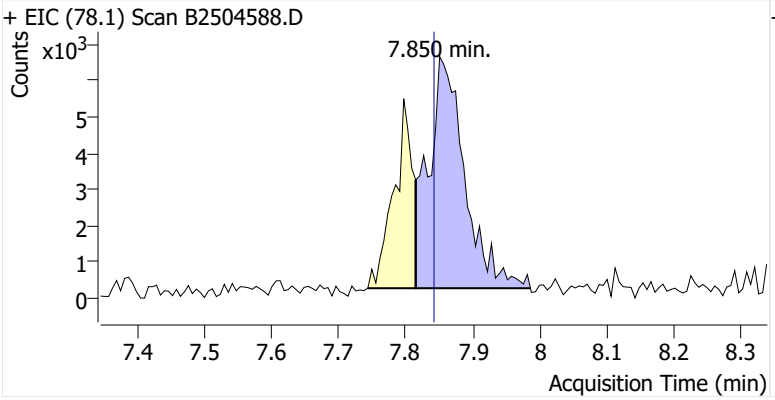

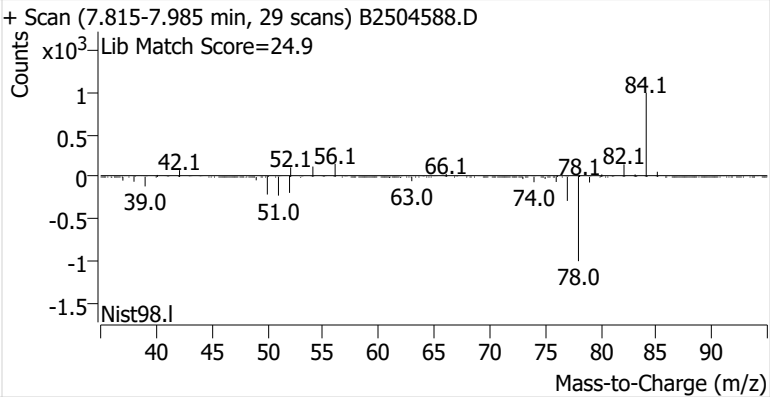

Toluene-d8 (IS)

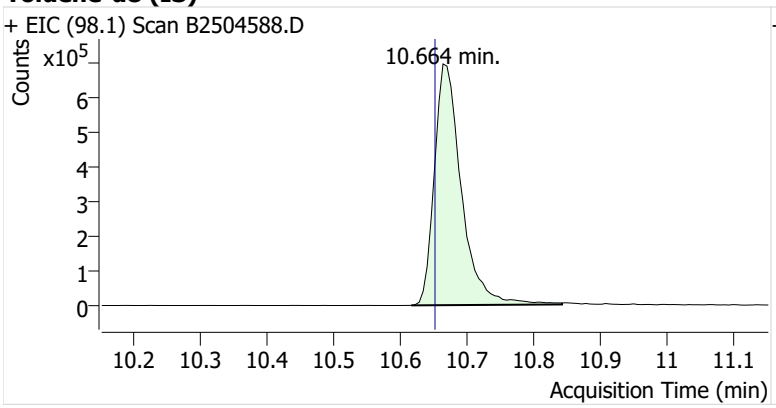

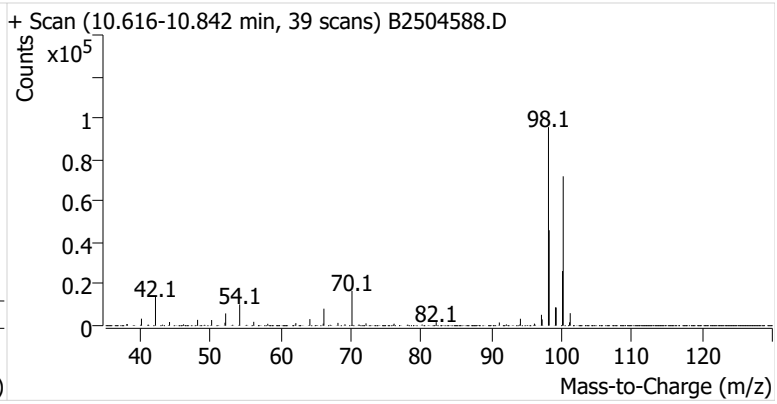

Toluene

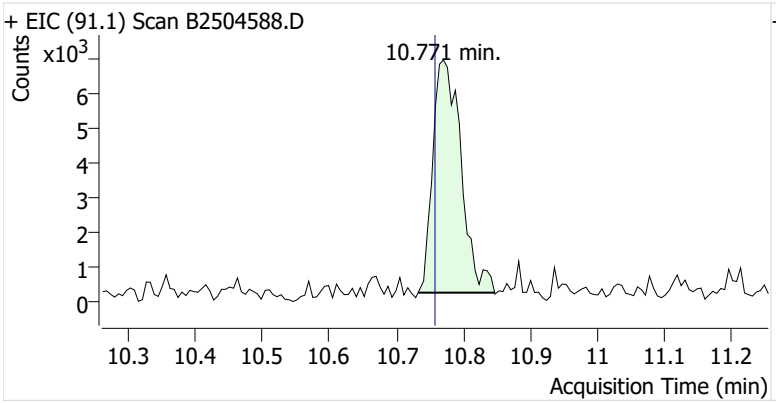

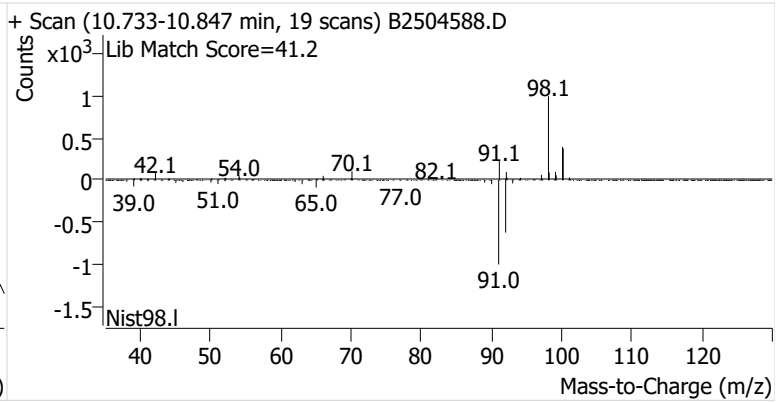

Ethylbenzene

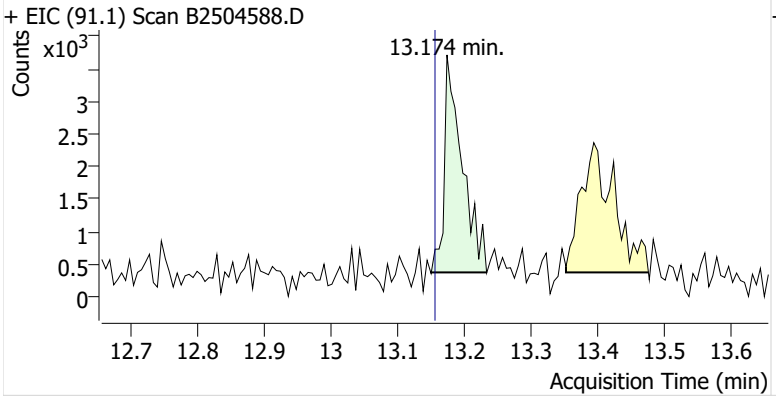

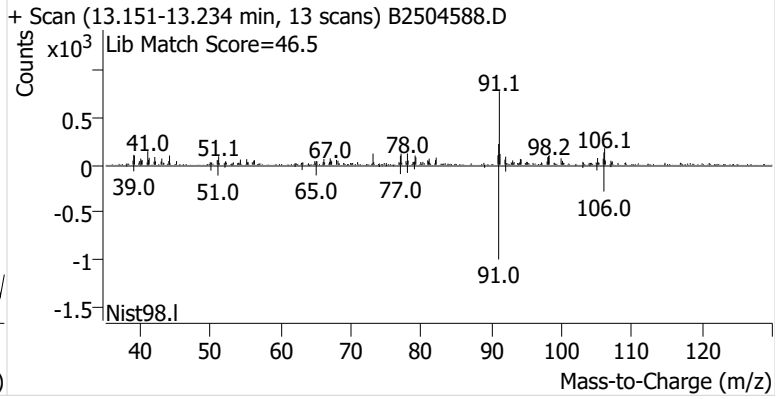

m-/p-Xylenes

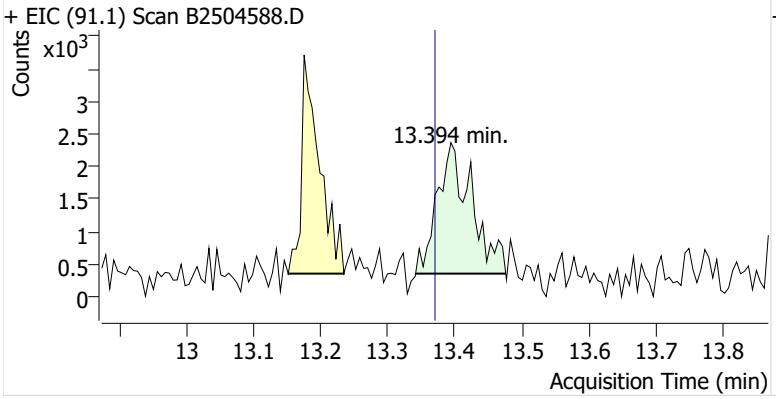

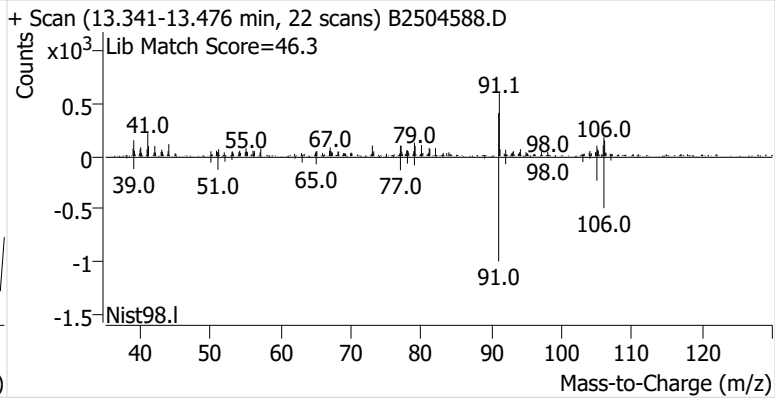

o-Xylene

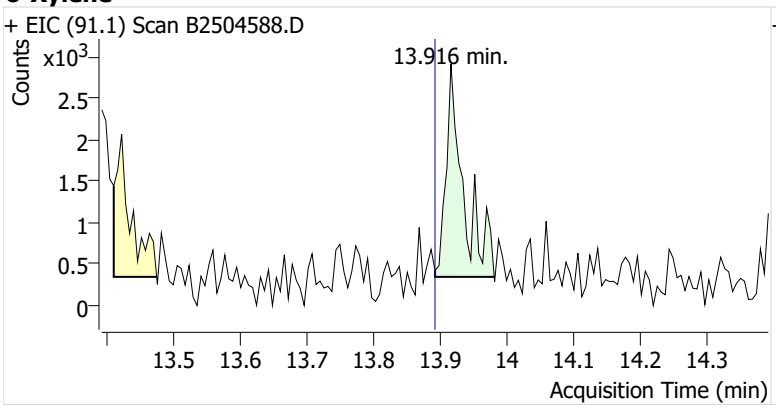
+ EIC (91.1) Scan B2504588.D
Counts
x10^3
13.916 min.
2.5
2
1.5
1
0.5
0
13.5
13.6
13.7
13.8
13.9
14
14.1
14.2
14.3
Acquisition Time (min)

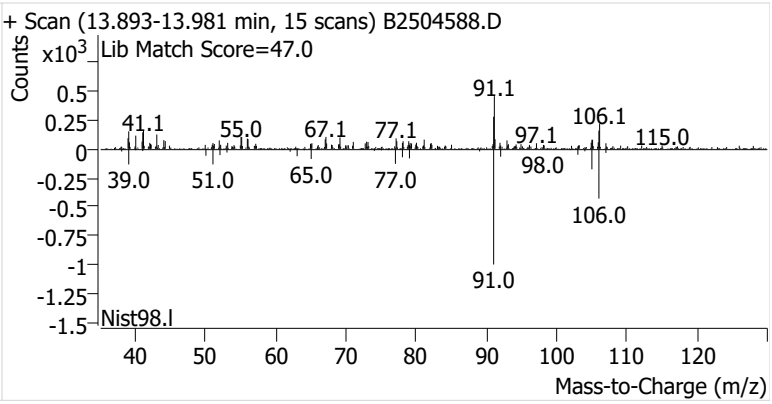
+ Scan (13.893-13.981 min, 15 scans) B2504588.D
Counts
x10^3
Lib Match Score=47.0
91.1
41.1
55.0
67.1
77.1
97.1
106.1
115.0
98.0
39.0
51.0
65.0
77.0
106.0
91.0
Nist98.l
0.5
0.25
0
-0.25
-0.5
-0.75
-1
-1.25
-1.5
40
50
60
70
80
90
100
110
120
Mass-to-Charge (m/z)

Name	CGOSP-3-B-20250617
Comment	B52891
Data File	B2504589.D
Acq. Date-Time	7/7/2025 7:19:36 PM
Acq. Method File	M325B-TD
Tube Sorbent	Carbopack X
Analyze Quant Version	12.1
Report Quant Version	12.1

Sample Chromatogram

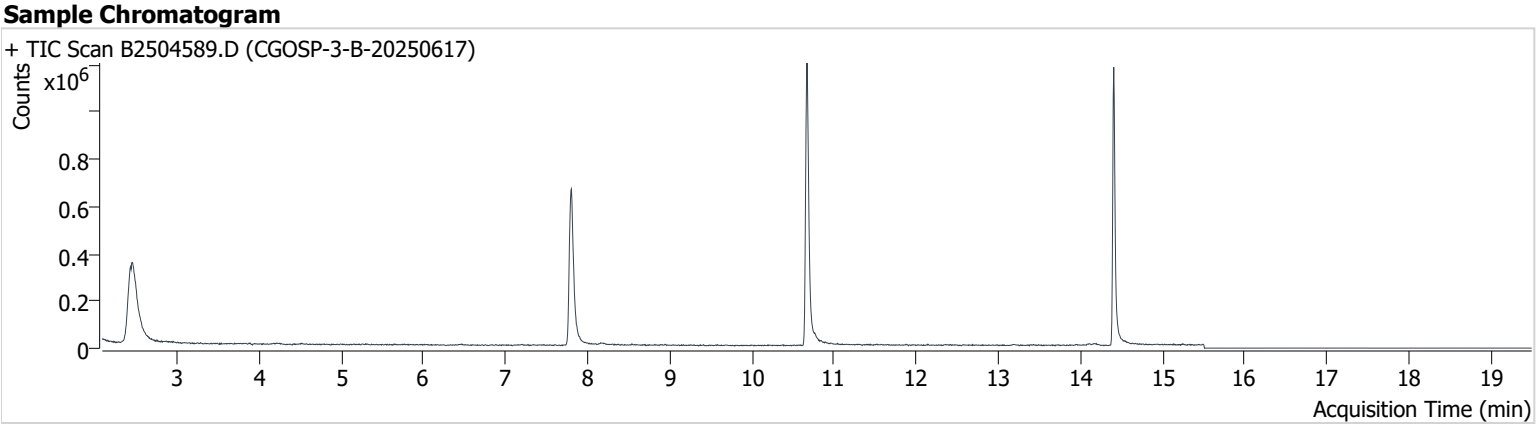

Name	ISTD	RT	ICAL RT	Resp.	Int. Flag
Benzene-d6 (IS)		7.803	7.779	1,271,875	
Benzene	Benzene-d6 (IS)	7.791	7.842	13,000	
Toluene-d8 (IS)		10.670	10.652	1,230,957	
Toluene	Toluene-d8 (IS)	10.771	10.758	14,559	
Ethylbenzene	Toluene-d8 (IS)	13.192	13.156	1,323	
m-/p-Xylenes	Toluene-d8 (IS)	13.453	13.370	165	
o-Xylene	Toluene-d8 (IS)	13.982	13.892	212	

Benzene-d6 (IS)

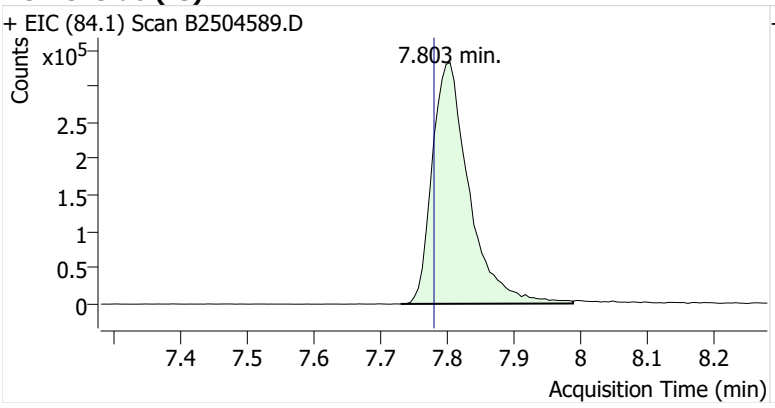

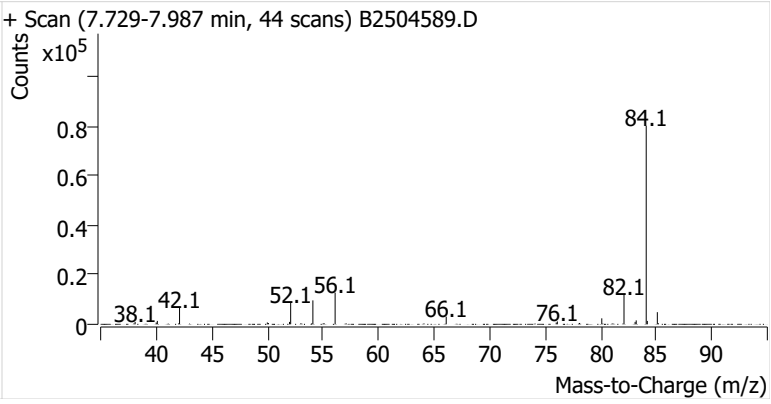

Benzene

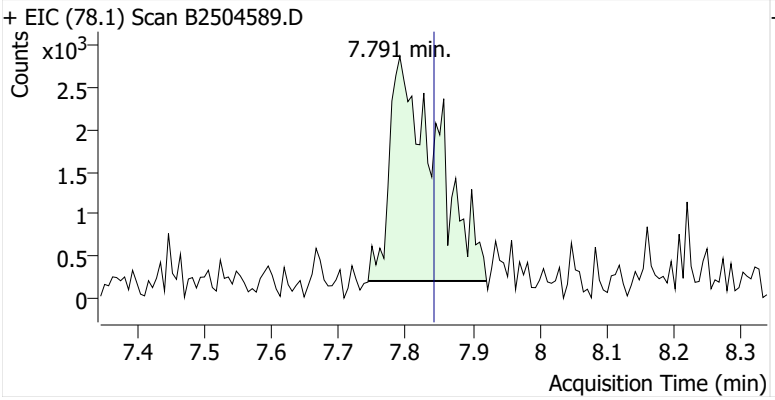

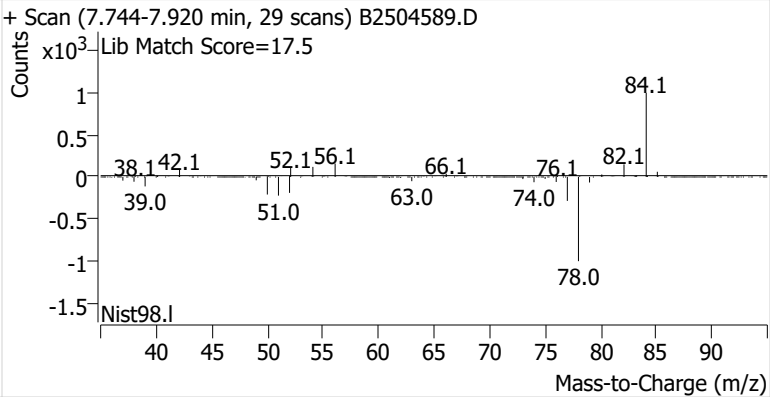

Toluene-d8 (IS)

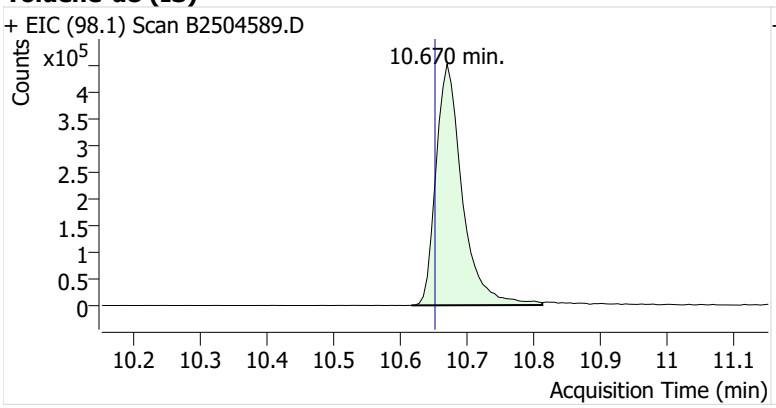

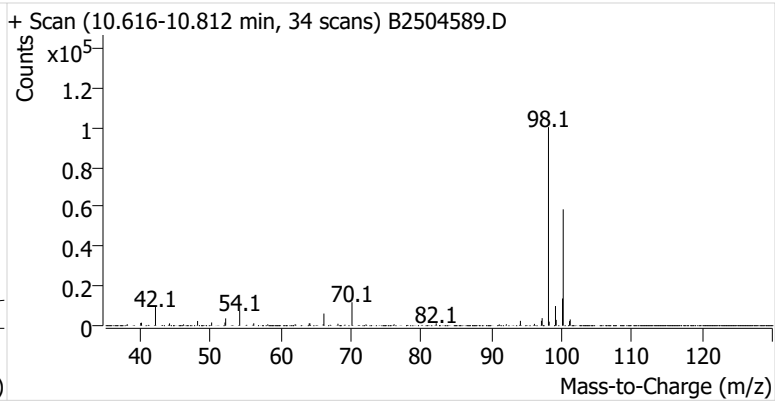

Toluene

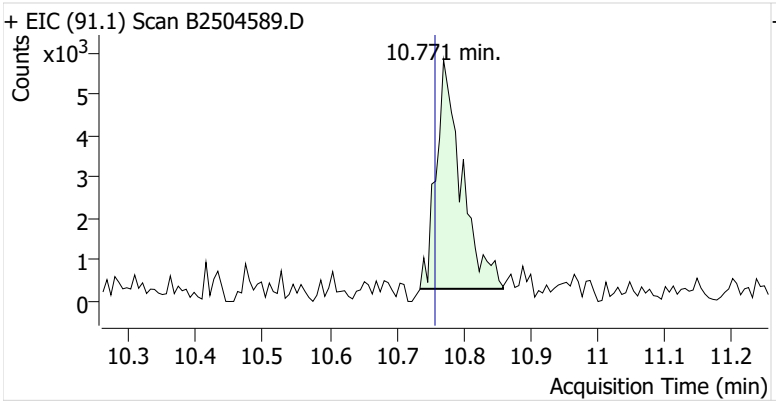

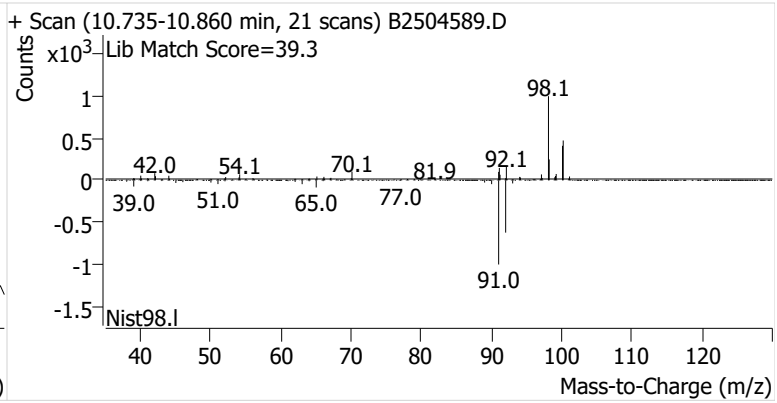

Ethylbenzene

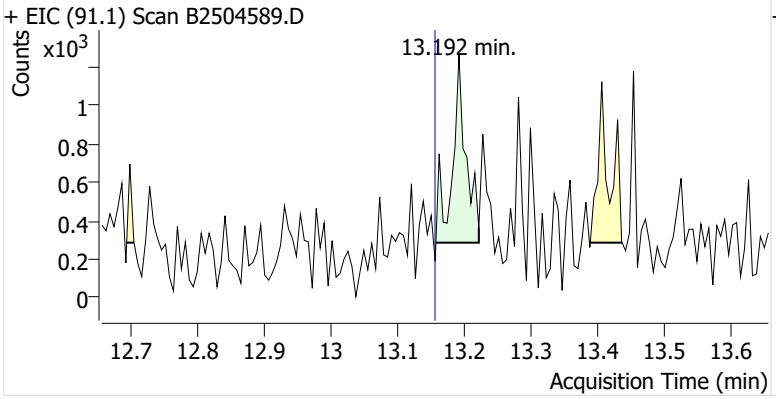

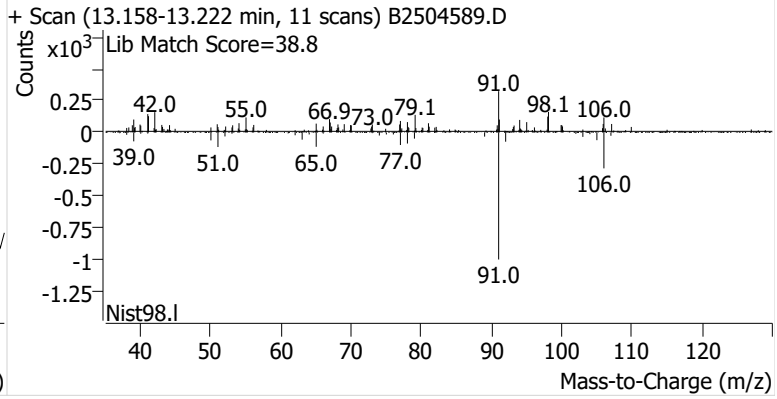

m-/p-Xylenes

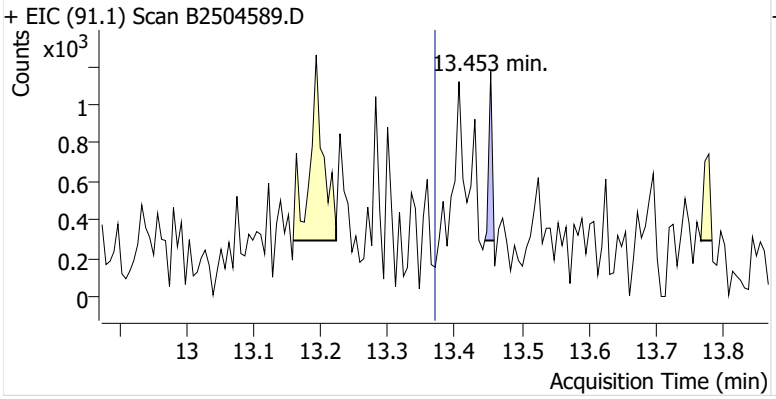

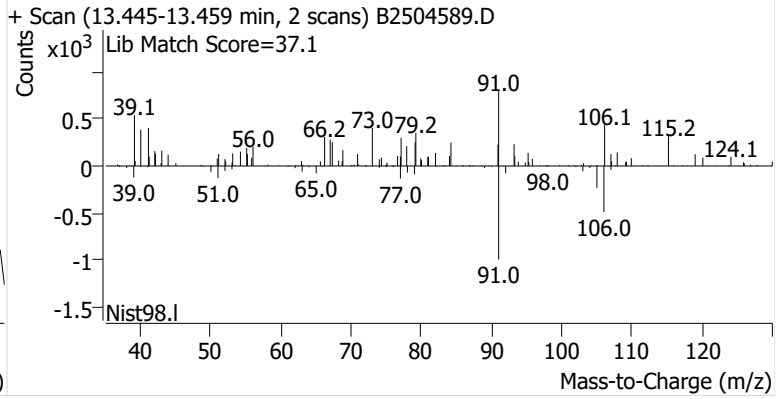

o-Xylene

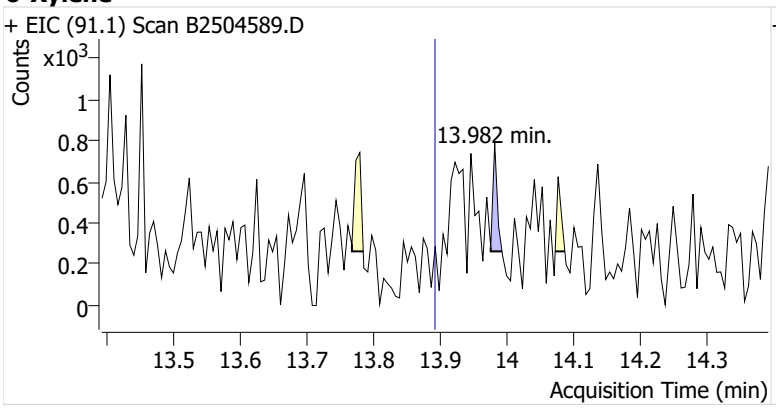
+ EIC (91.1) Scan B2504589.D
Counts
x10^3
13.982 min.
Acquisition Time (min)

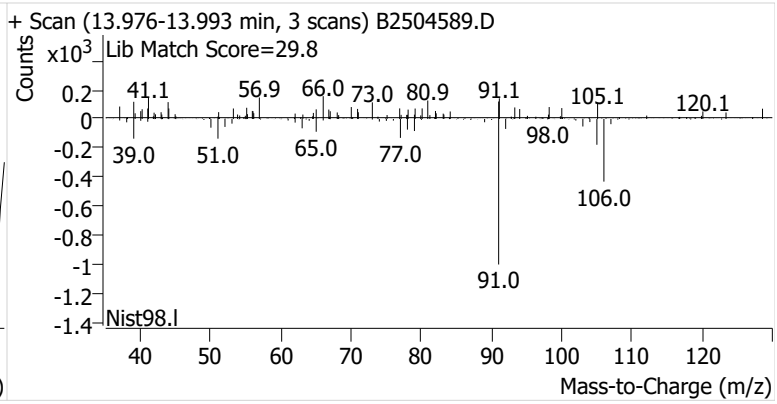
+ Scan (13.976-13.993 min, 3 scans) B2504589.D
Counts
x10^3
Lib Match Score=29.8
41.1
56.9
66.0
73.0
80.9
91.1
105.1
120.1
39.0
51.0
65.0
77.0
98.0
106.0
91.0
Nist98.l
Mass-to-Charge (m/z)

Name	CGOSP-9-B-20250617
Comment	B19904
Data File	B2504590.D
Acq. Date-Time	7/7/2025 7:56:59 PM
Acq. Method File	M325B-TD
Tube Sorbent	Carbopack X
Analyze Quant Version	12.1
Report Quant Version	12.1

Sample Chromatogram

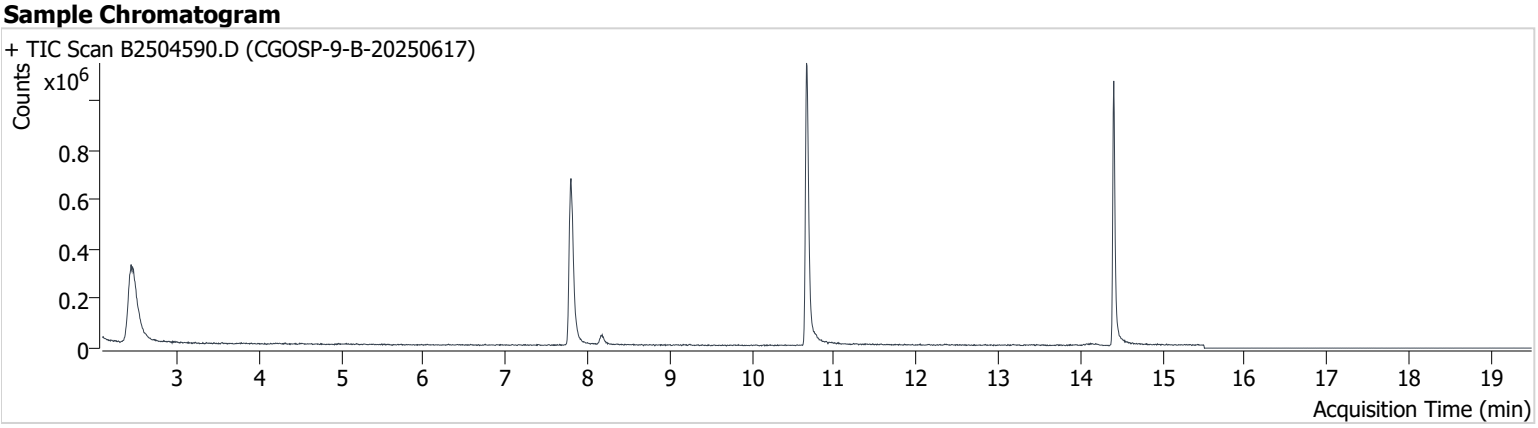

Name	ISTD	RT	ICAL RT	Resp.	Int. Flag
Benzene-d6 (IS)		7.797	7.779	1,292,015	
Benzene	Benzene-d6 (IS)	7.856	7.842	15,320	
Toluene-d8 (IS)		10.664	10.652	1,229,839	
Toluene	Toluene-d8 (IS)	10.782	10.758	18,534	
Ethylbenzene	Toluene-d8 (IS)	13.204	13.156	1,196	
m-/p-Xylenes	Toluene-d8 (IS)	13.400	13.370	181	
o-Xylene	Toluene-d8 (IS)	13.946	13.892	203	

Benzene-d6 (IS)

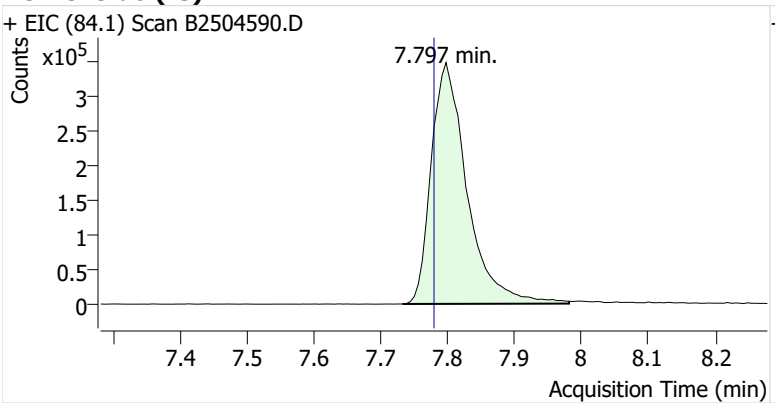

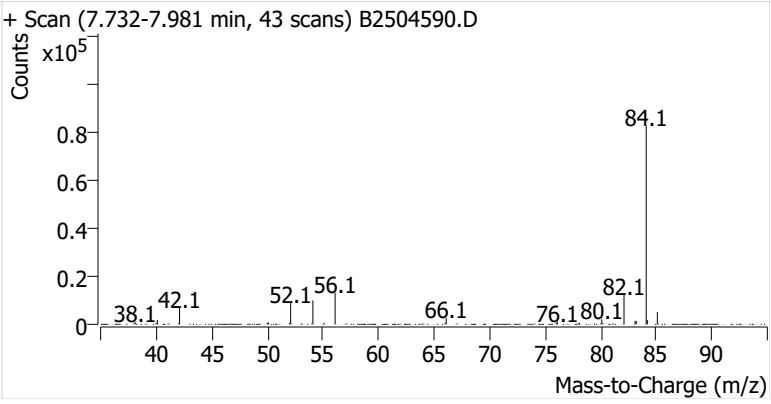

Benzene

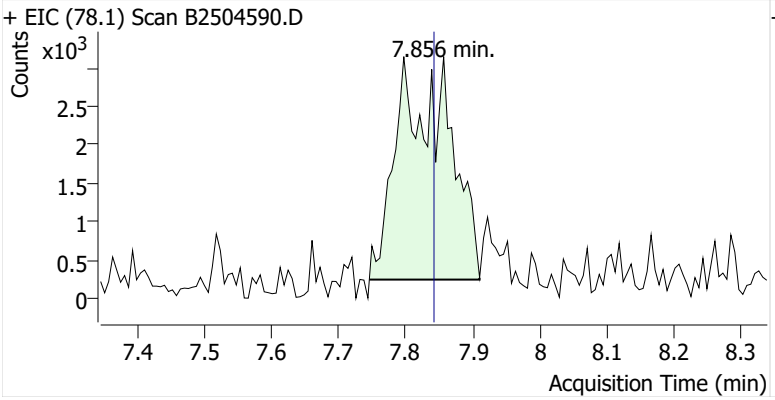

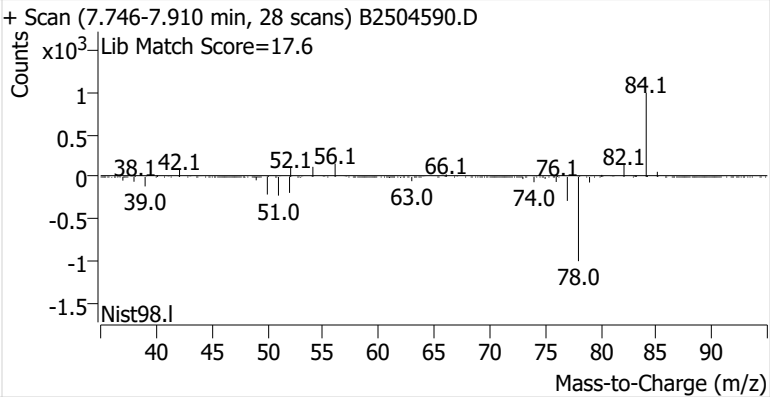

Toluene-d8 (IS)

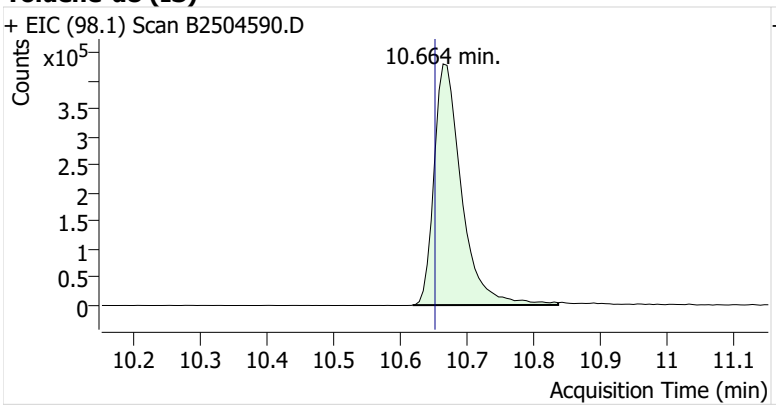

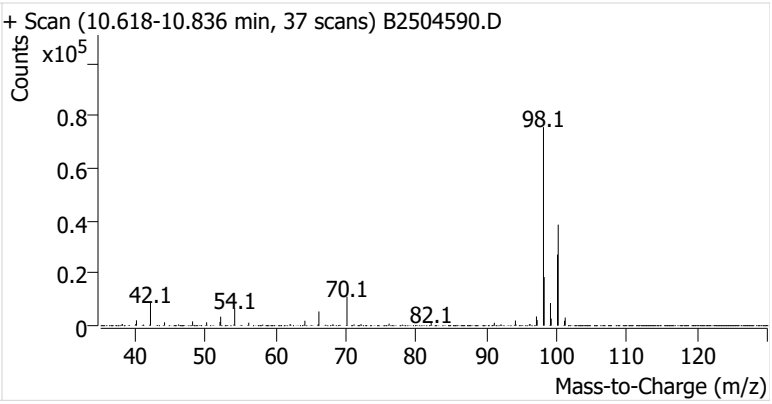

Toluene

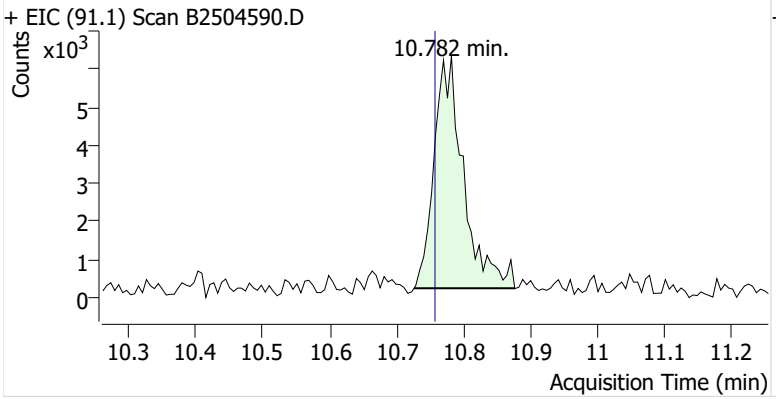

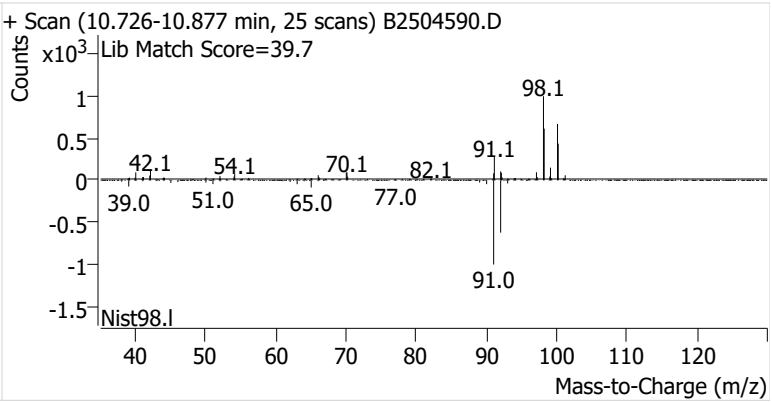

Ethylbenzene

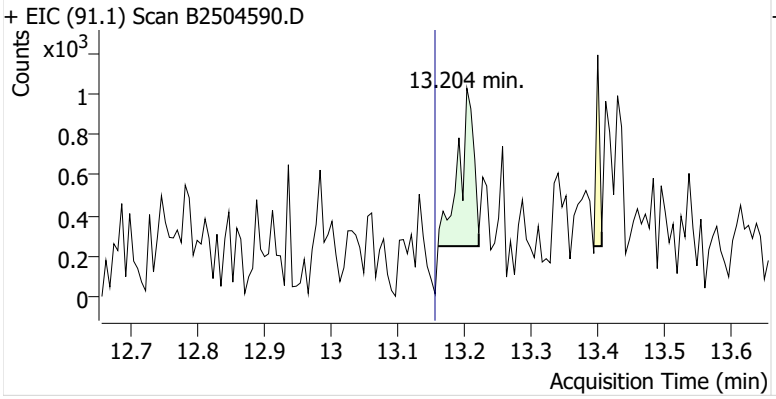

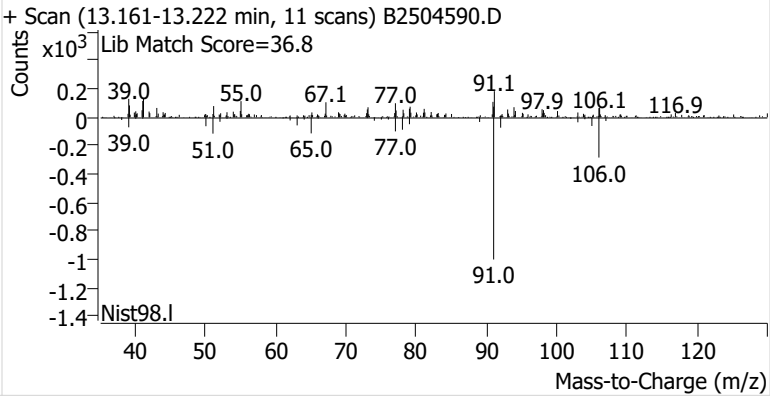

m-/p-Xylenes

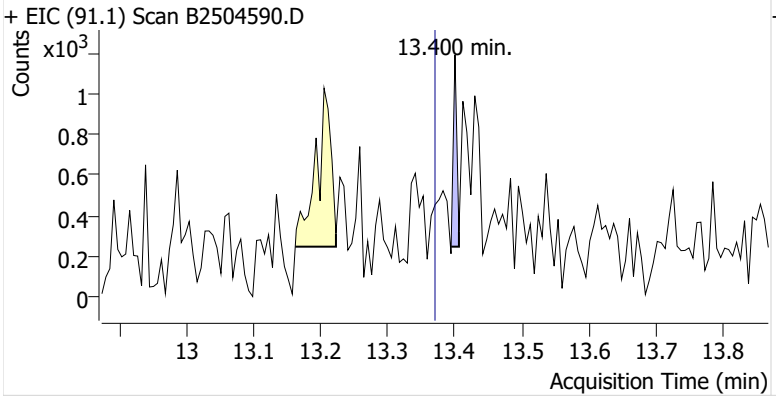

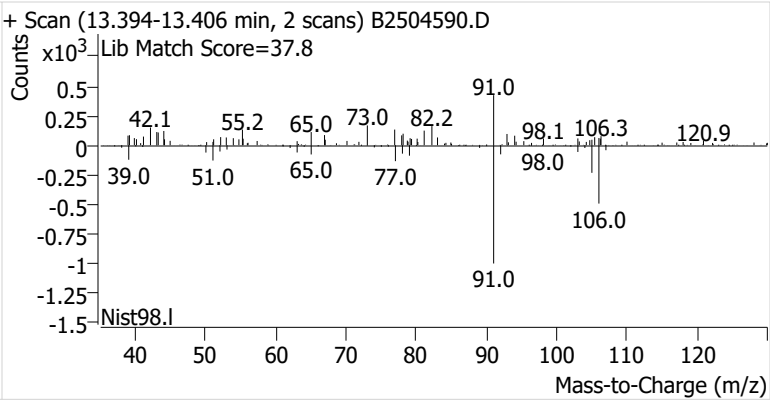

o-Xylene

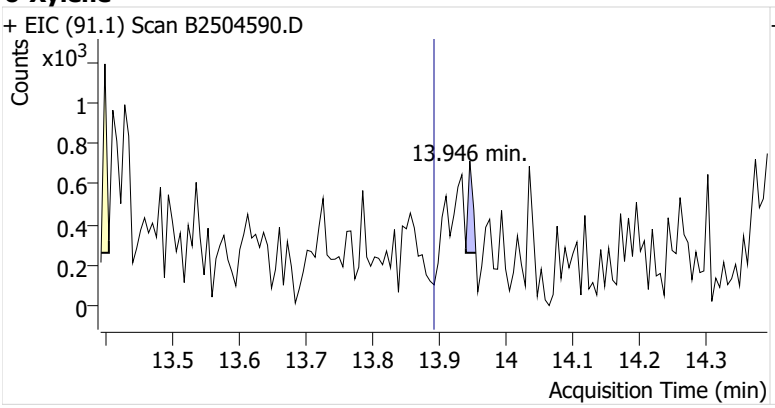
+ EIC (91.1) Scan B2504590.D
Counts
x10^3
1
0.8
0.6
0.4
0.2
0
13.946 min.
13.5
13.6
13.7
13.8
13.9
14
14.1
14.2
14.3
Acquisition Time (min)

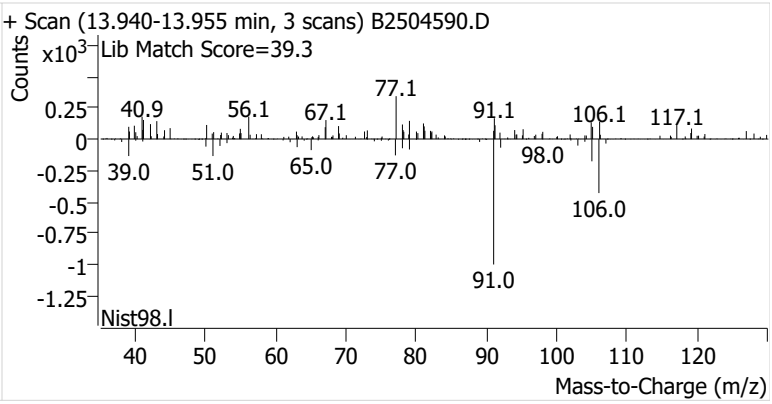
+ Scan (13.940-13.955 min, 3 scans) B2504590.D
Counts
x10^3
Lib Match Score=39.3
0.25
0
-0.25
-0.5
-0.75
-1
-1.25
40.9
56.1
67.1
77.1
91.1
106.1
117.1
39.0
51.0
65.0
77.0
98.0
106.0
91.0
Nist98.l
40
50
60
70
80
90
100
110
120
Mass-to-Charge (m/z)

Name	CGOSP-1-S-20250617
Comment	C37031
Data File	B2504591.D
Acq. Date-Time	7/7/2025 8:34:24 PM
Acq. Method File	M325B-TD
Tube Sorbent	Carbopack X
Analyze Quant Version	12.1
Report Quant Version	12.1

Sample Chromatogram

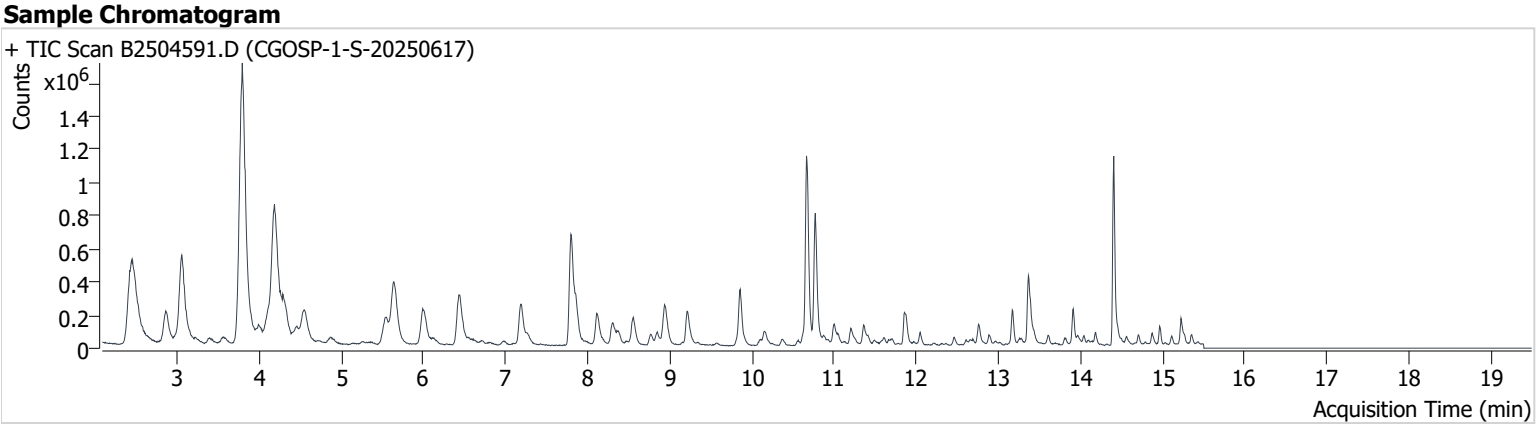

Name	ISTD	RT	ICAL RT	Resp.	Int. Flag
Benzene-d6 (IS)		7.797	7.779	1,216,455	
Benzene	Benzene-d6 (IS)	7.856	7.842	349,220	
Toluene-d8 (IS)		10.664	10.652	1,197,205	
Toluene	Toluene-d8 (IS)	10.771	10.758	794,941	
Ethylbenzene	Toluene-d8 (IS)	13.168	13.156	206,720	
m-/p-Xylenes	Toluene-d8 (IS)	13.364	13.370	455,367	
o-Xylene	Toluene-d8 (IS)	13.910	13.892	160,765	

Benzene-d6 (IS)

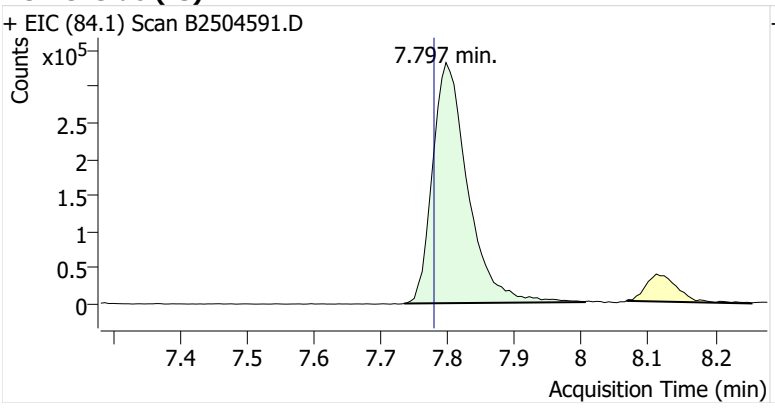

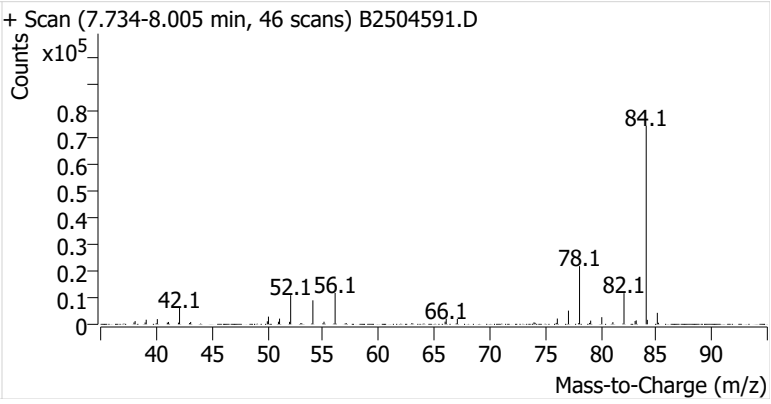

Benzene

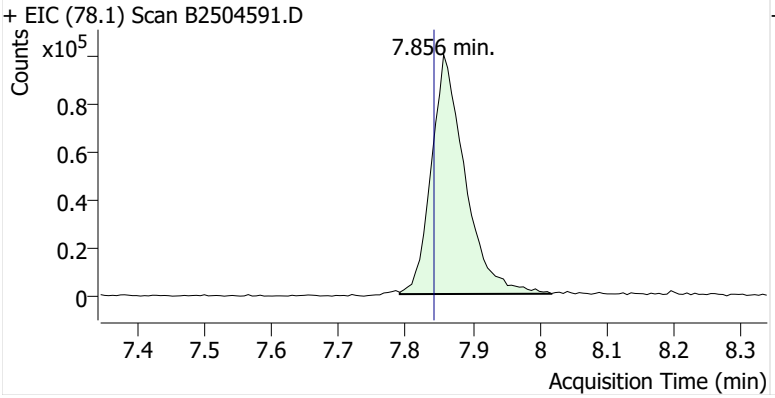

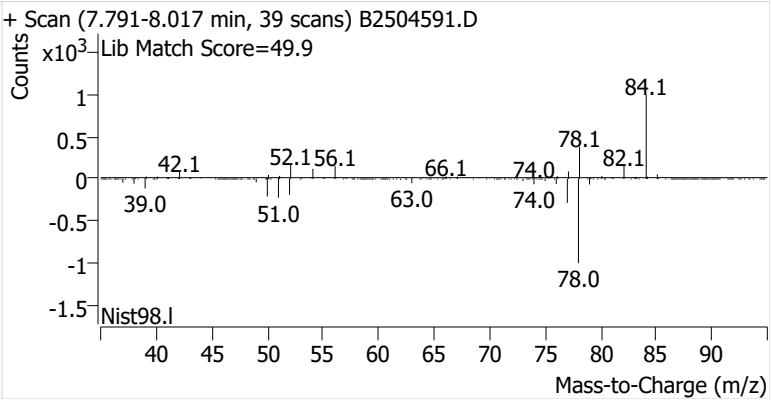

Toluene-d8 (IS)

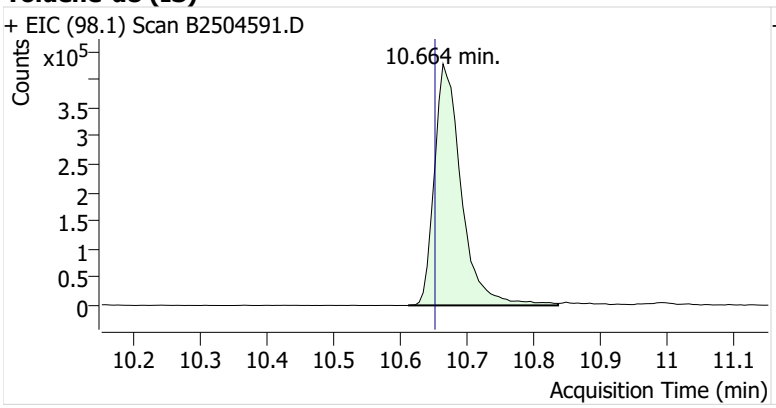

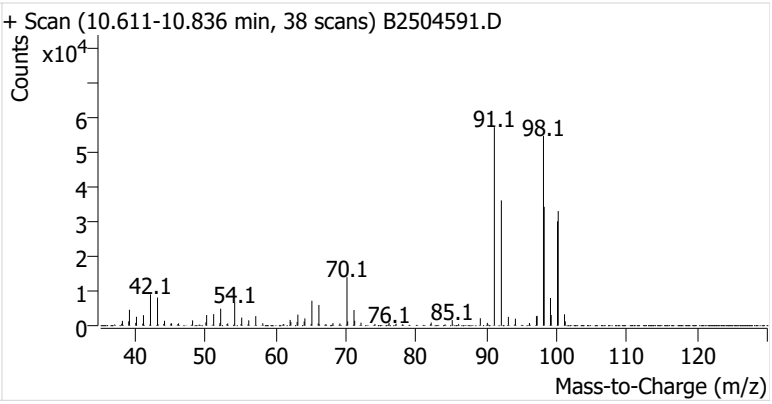

Toluene

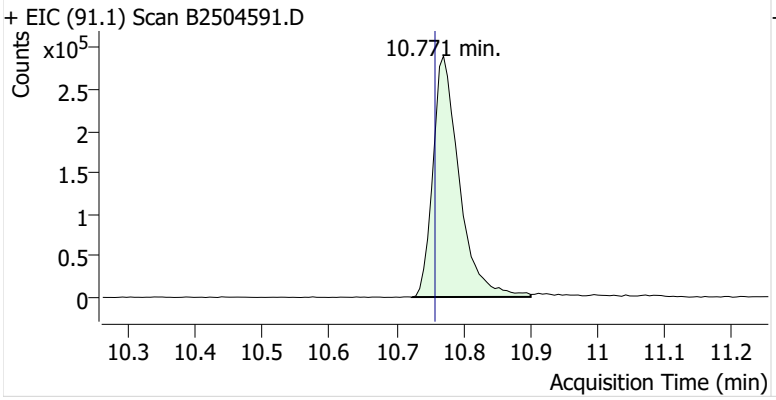

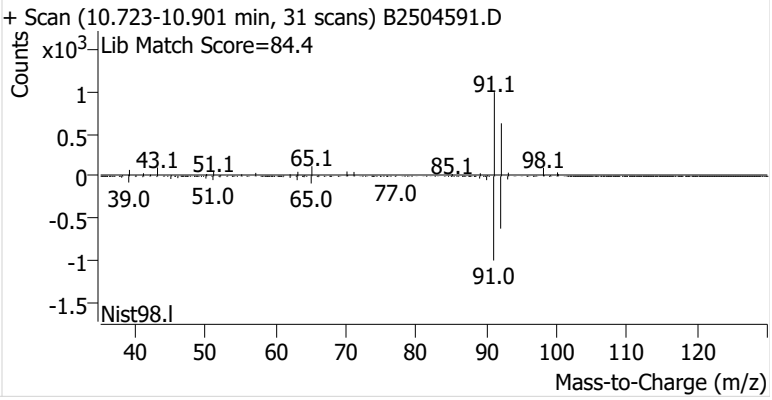

Ethylbenzene

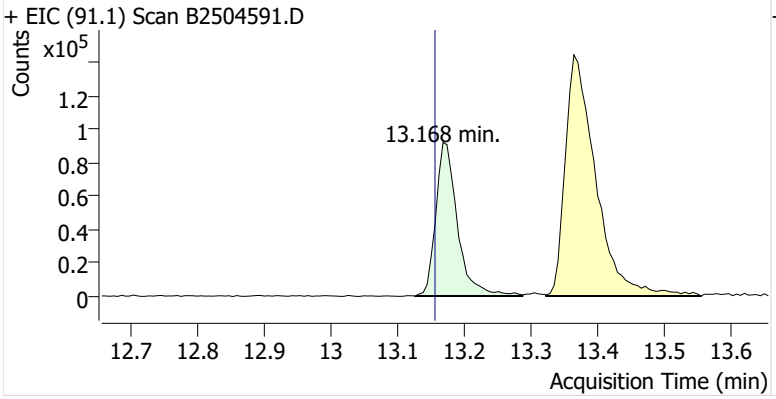

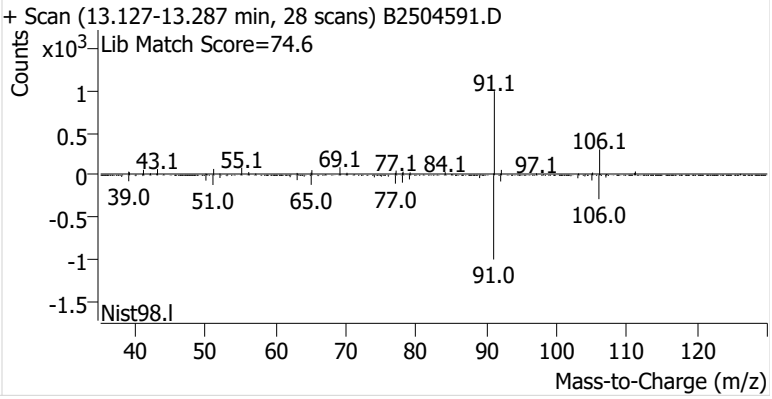

m-/p-Xylenes

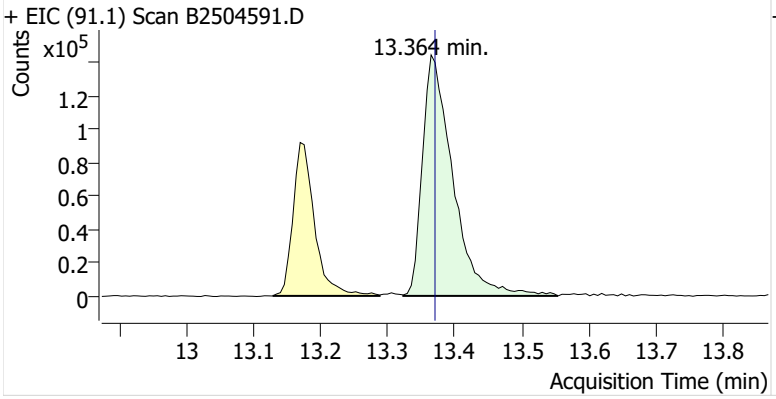

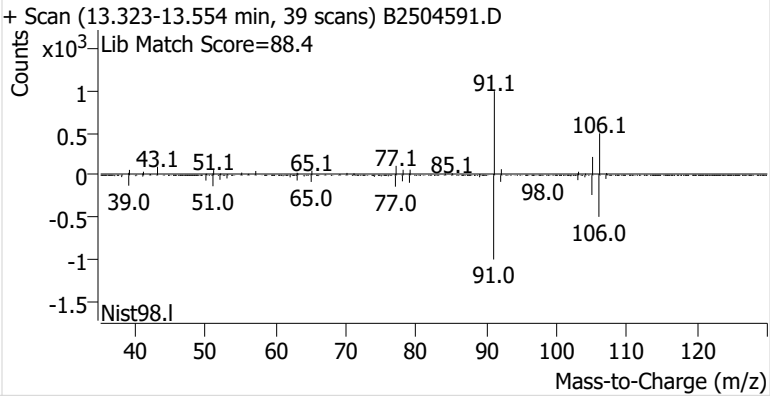

o-Xylene

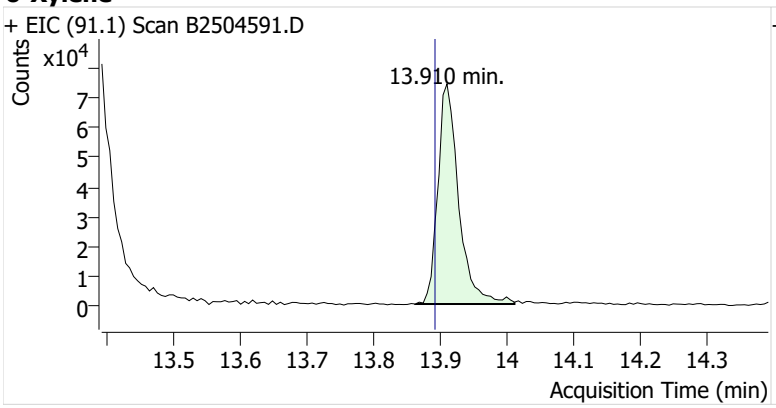
+ EIC (91.1) Scan B2504591.D
Counts
x10^4
13.910 min.
Acquisition Time (min)

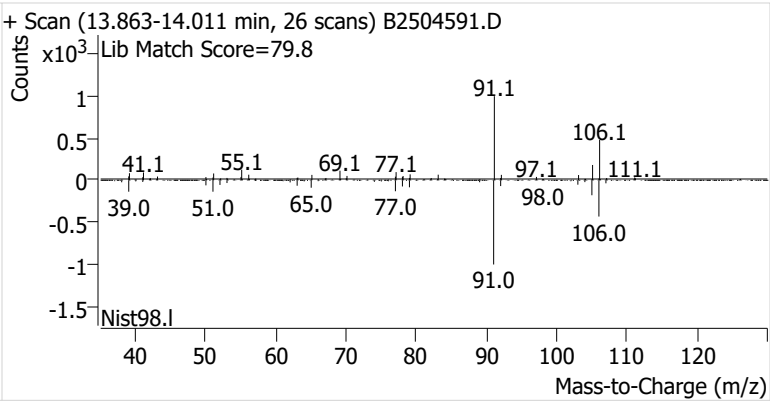
+ Scan (13.863-14.011 min, 26 scans) B2504591.D
Counts
x10^3
Lib Match Score=79.8
91.1
106.1
41.1
55.1
69.1
77.1
97.1
111.1
39.0
51.0
65.0
77.0
98.0
106.0
91.0
Nist98.l
Mass-to-Charge (m/z)

Name	CGOSP-2-S-20250617
Comment	C40120
Data File	B2504592.D
Acq. Date-Time	7/7/2025 9:11:48 PM
Acq. Method File	M325B-TD
Tube Sorbent	Carbopack X
Analyze Quant Version	12.1
Report Quant Version	12.1

Sample Chromatogram

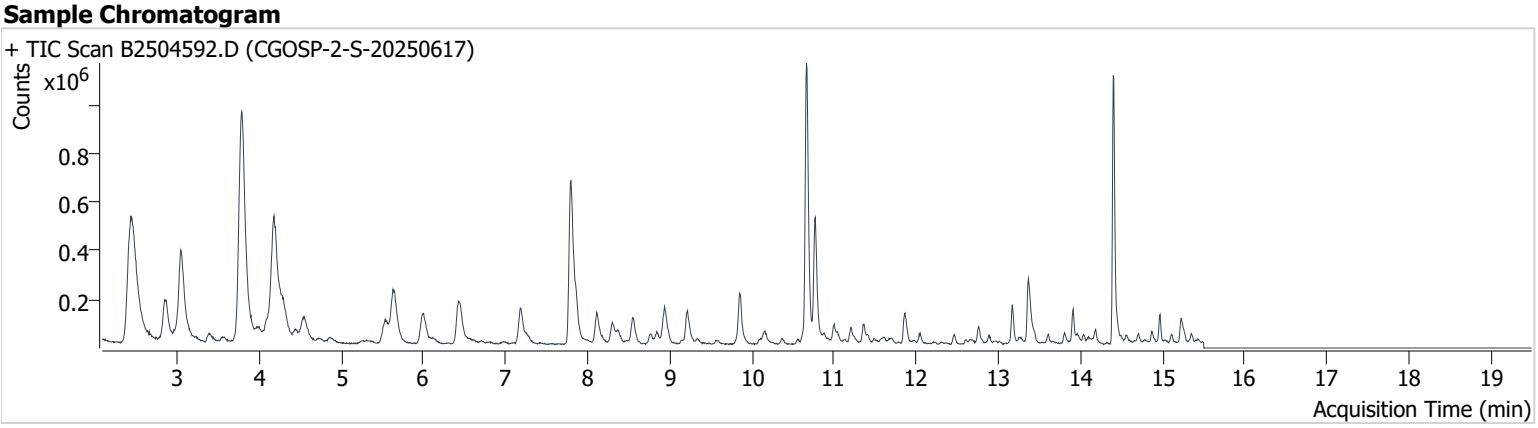

Name	ISTD	RT	ICAL RT	Resp.	Int. Flag
Benzene-d6 (IS)		7.791	7.779	1,279,894	
Benzene	Benzene-d6 (IS)	7.862	7.842	255,211	
Toluene-d8 (IS)		10.664	10.652	1,182,983	
Toluene	Toluene-d8 (IS)	10.771	10.758	508,724	
Ethylbenzene	Toluene-d8 (IS)	13.169	13.156	155,143	
m-/p-Xylenes	Toluene-d8 (IS)	13.364	13.370	296,003	
o-Xylene	Toluene-d8 (IS)	13.911	13.892	106,741	

Benzene-d6 (IS)

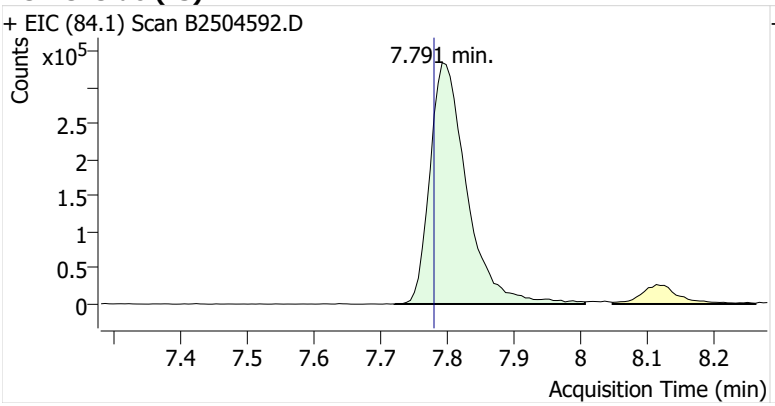

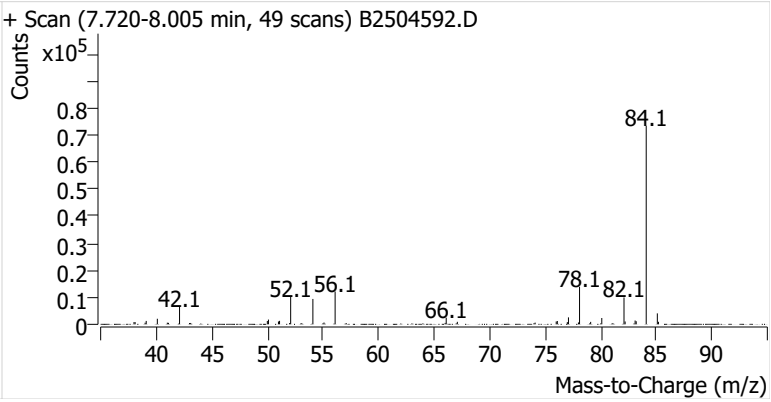

Benzene

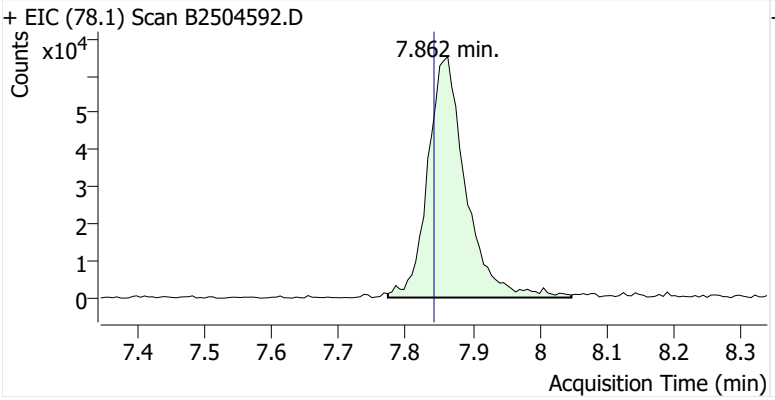

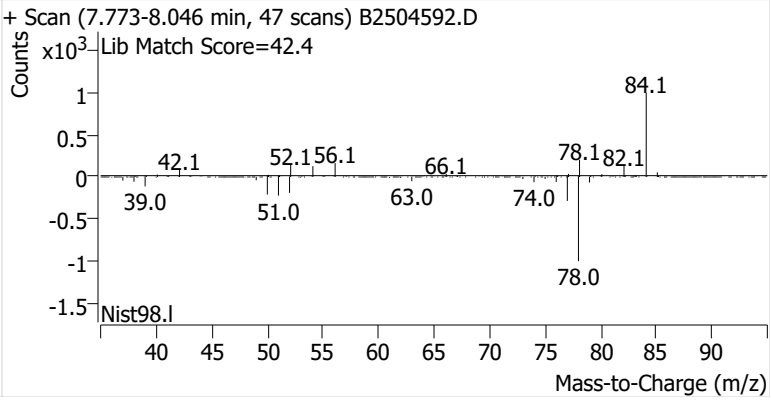

Toluene-d8 (IS)

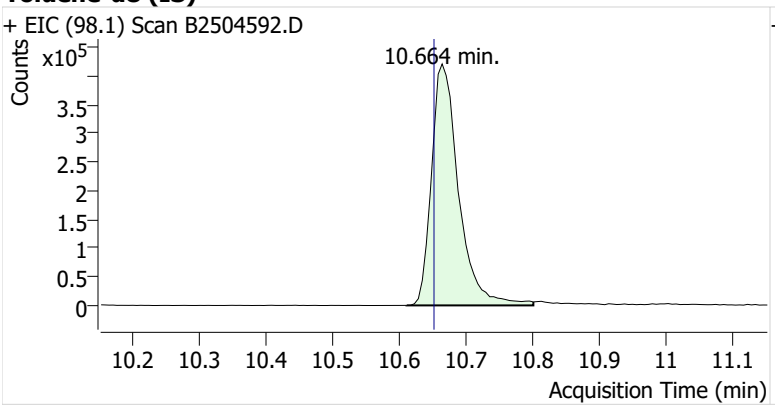

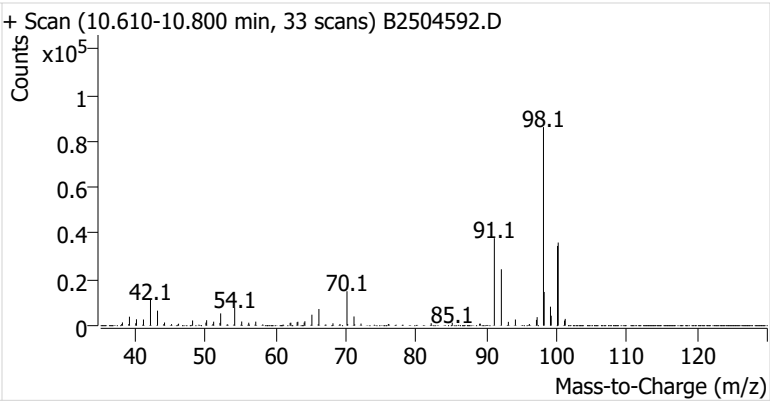

Toluene

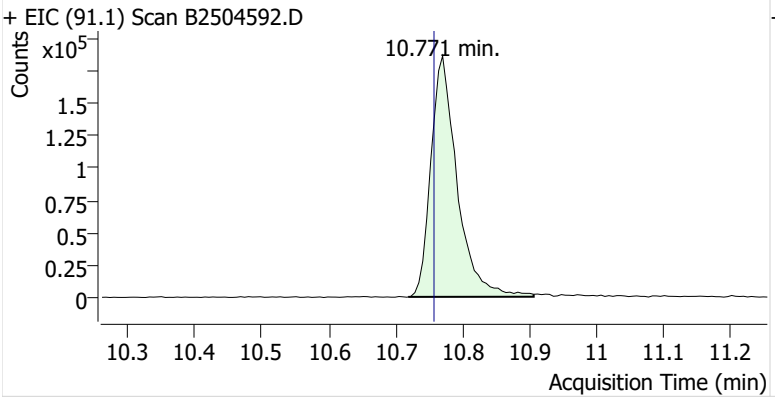

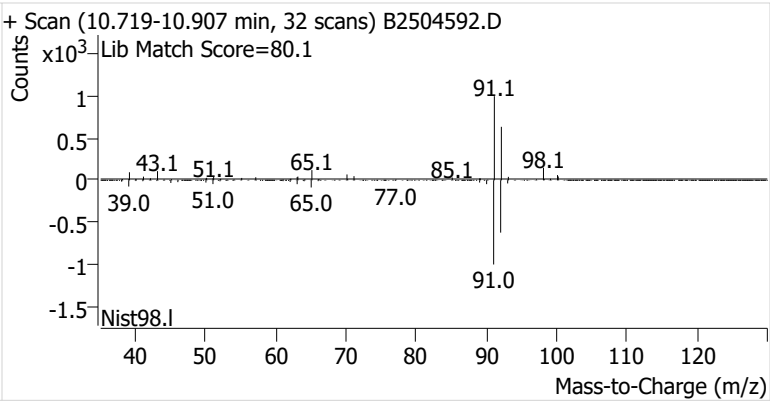

Ethylbenzene

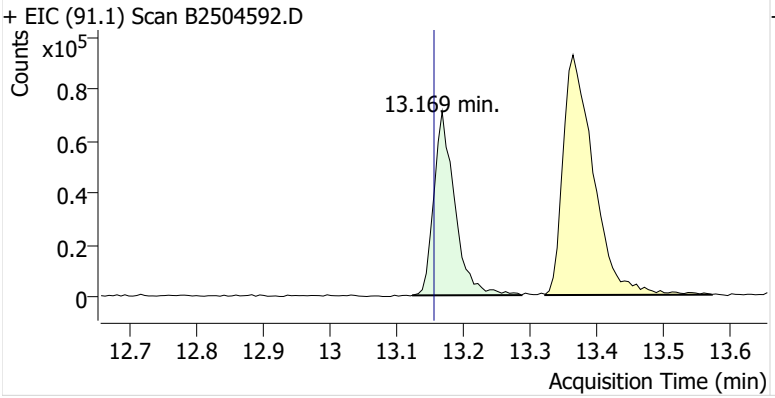

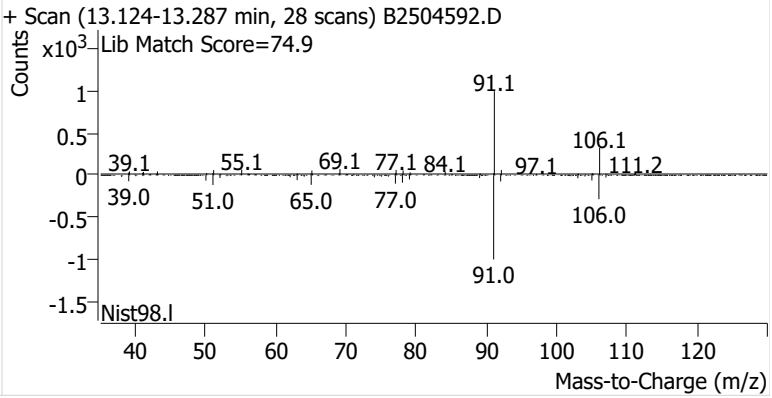

m-/p-Xylenes

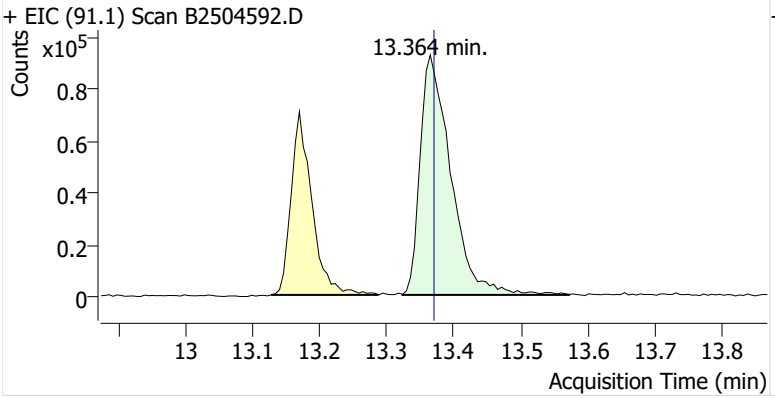

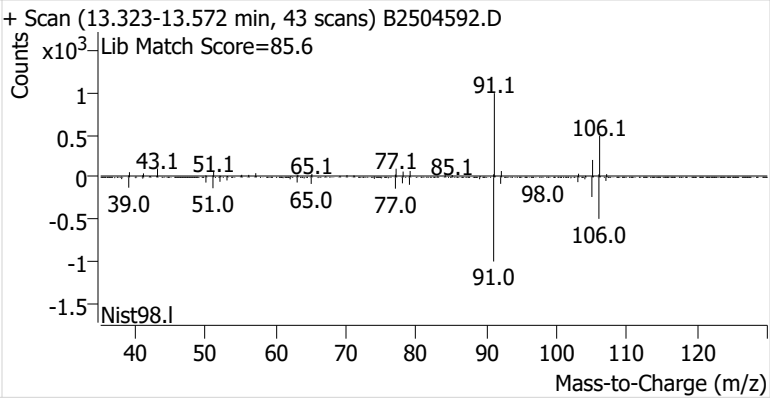

o-Xylene

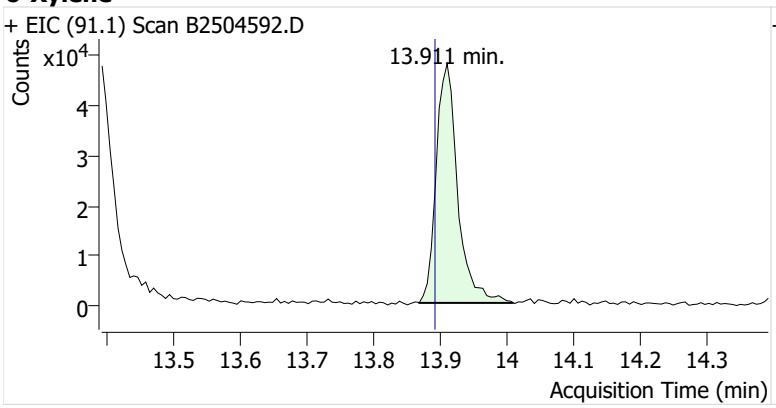
+ EIC (91.1) Scan B2504592.D
Counts
x10^4
13.911 min.
4
3
2
1
0
13.5
13.6
13.7
13.8
13.9
14
14.1
14.2
14.3
Acquisition Time (min)

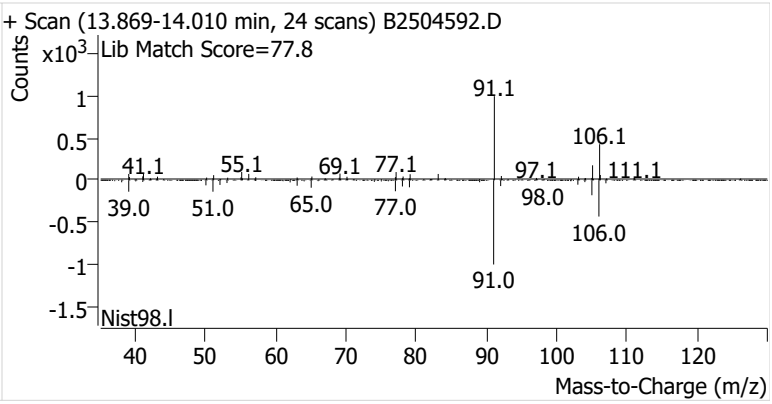
+ Scan (13.869-14.010 min, 24 scans) B2504592.D
Counts
x10^3
Lib Match Score=77.8
91.1
106.1
41.1
55.1
69.1
77.1
97.1
111.1
39.0
51.0
65.0
77.0
98.0
106.0
91.0
Nist98.l
1
0.5
0
-0.5
-1
-1.5
40
50
60
70
80
90
100
110
120
Mass-to-Charge (m/z)

Name	CGOSP-3-S-20250617
Comment	C35708
Data File	B2504593.D
Acq. Date-Time	7/7/2025 9:49:12 PM
Acq. Method File	M325B-TD
Tube Sorbent	Carbopack X
Analyze Quant Version	12.1
Report Quant Version	12.1

Sample Chromatogram

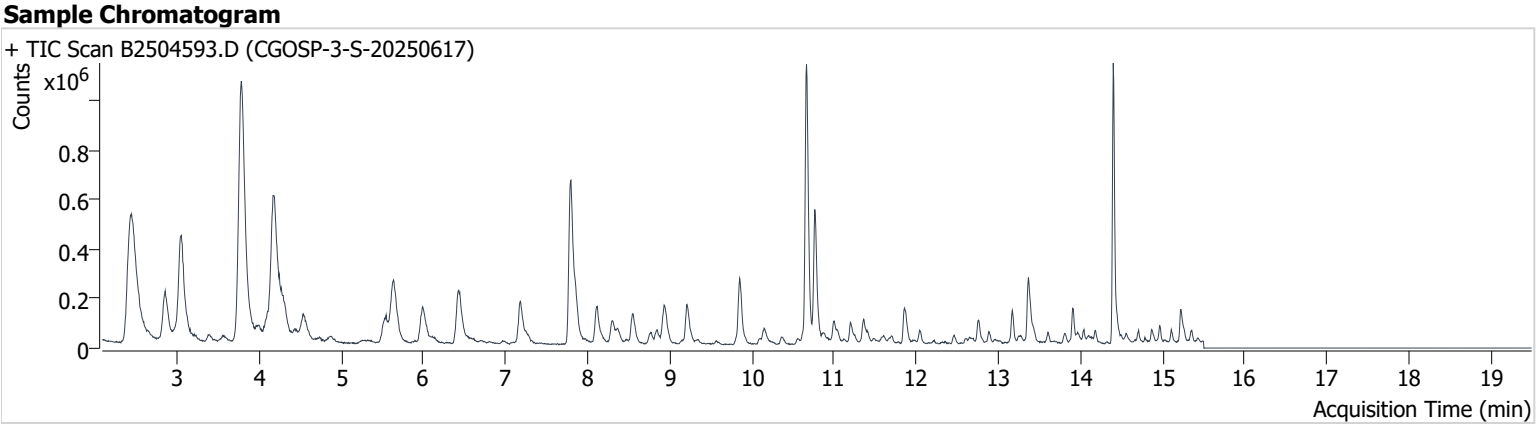

Name	ISTD	RT	ICAL RT	Resp.	Int. Flag
Benzene-d6 (IS)		7.791	7.779	1,246,026	
Benzene	Benzene-d6 (IS)	7.856	7.842	259,944	
Toluene-d8 (IS)		10.664	10.652	1,182,346	
Toluene	Toluene-d8 (IS)	10.765	10.758	560,518	
Ethylbenzene	Toluene-d8 (IS)	13.169	13.156	131,183	
m-/p-Xylenes	Toluene-d8 (IS)	13.364	13.370	288,677	m
o-Xylene	Toluene-d8 (IS)	13.905	13.892	114,918	

Benzene-d6 (IS)

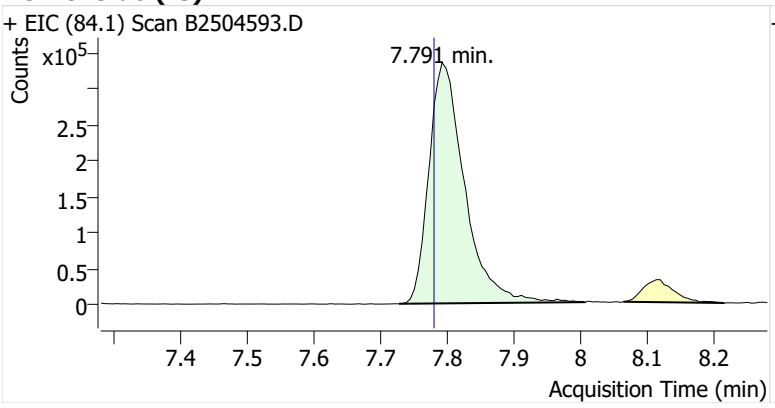

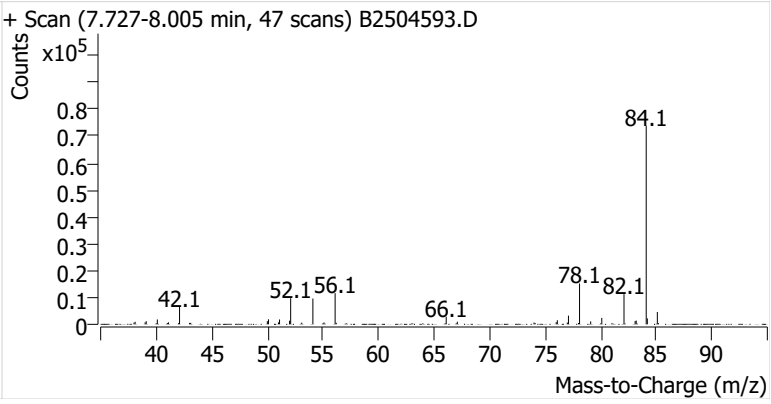

Benzene

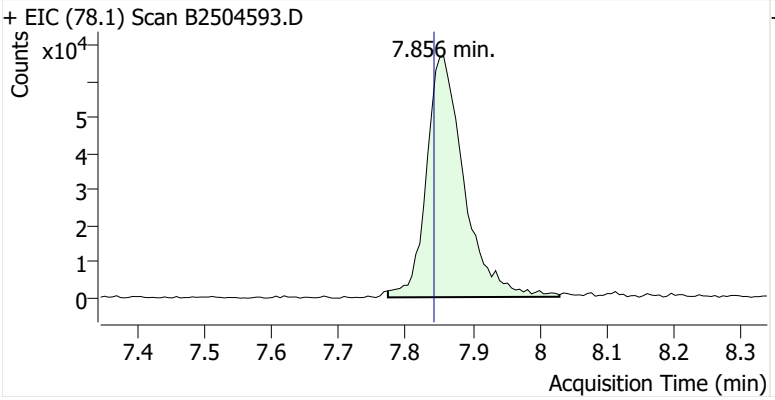

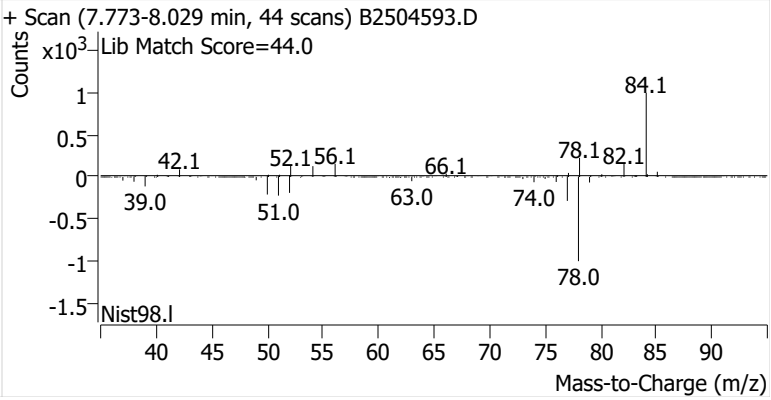

Toluene-d8 (IS)

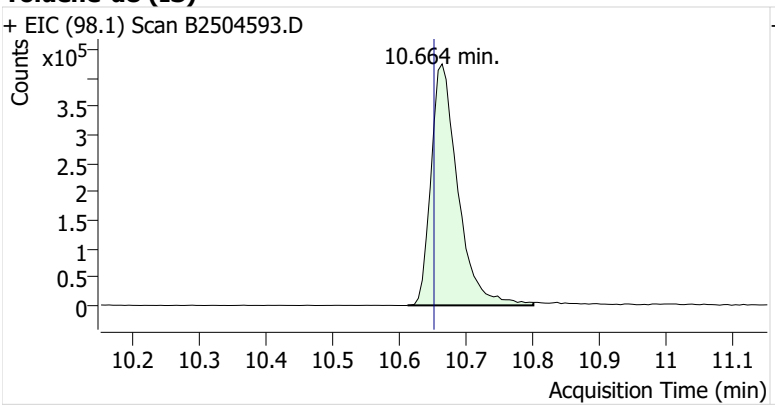

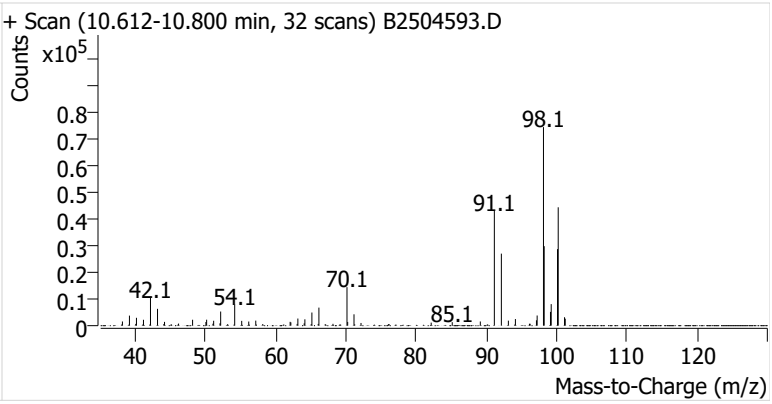

Toluene

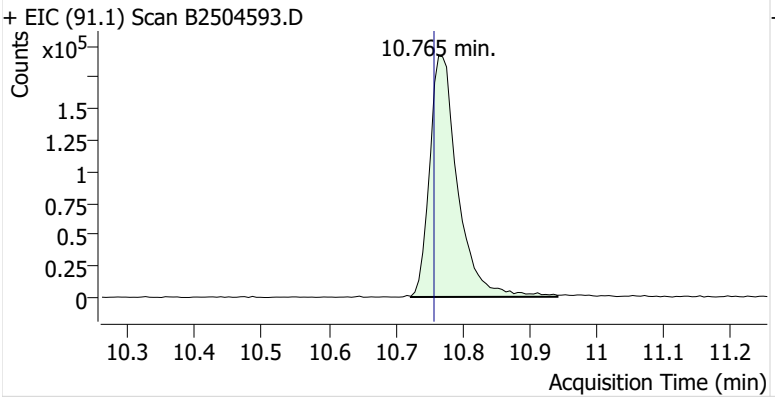

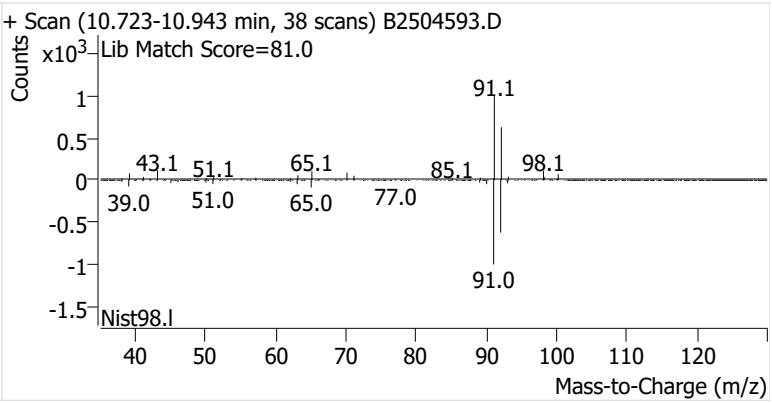

Ethylbenzene

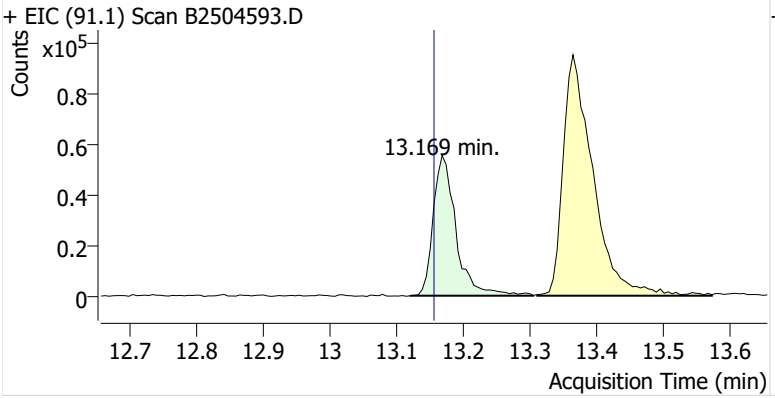

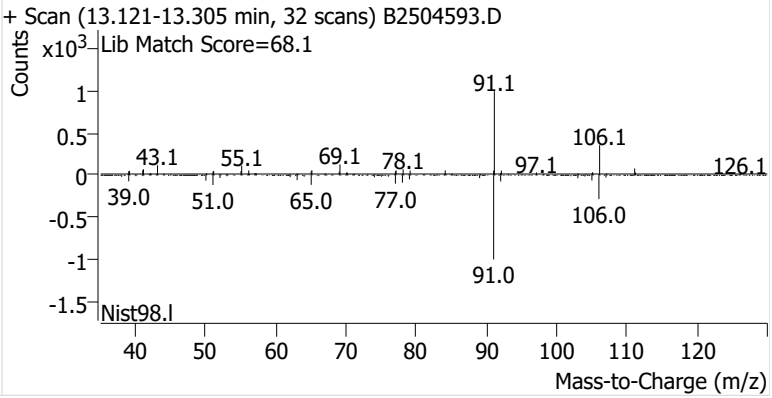

m-/p-Xylenes

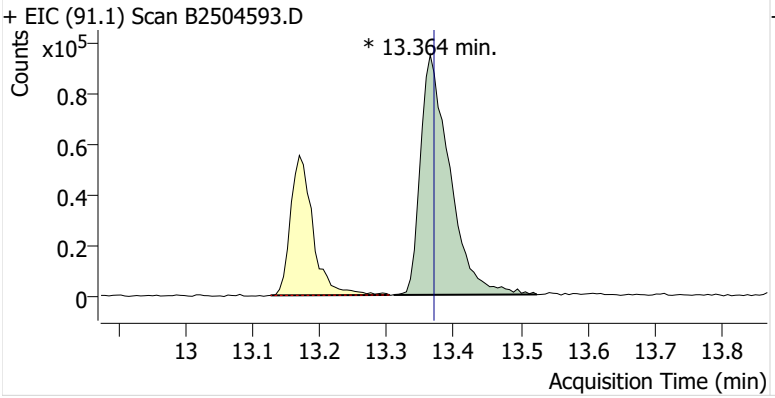

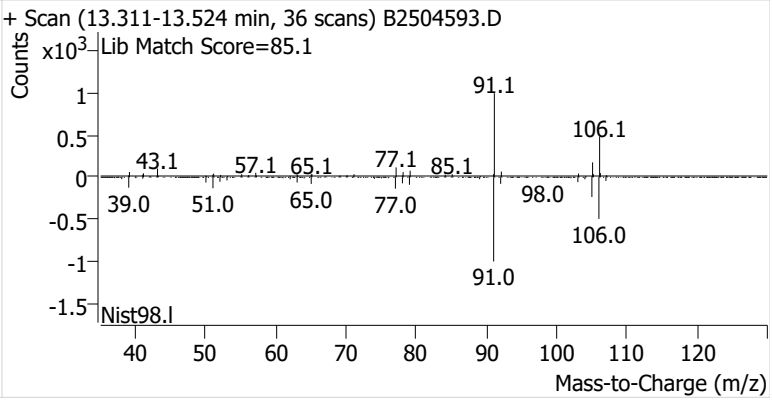

o-Xylene

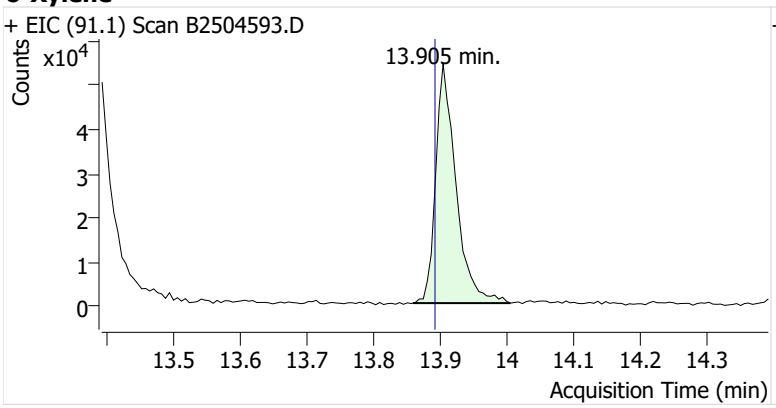
+ EIC (91.1) Scan B2504593.D
Counts
x10^4
13.905 min.
4
3
2
1
0
13.5
13.6
13.7
13.8
13.9
14
14.1
14.2
14.3
Acquisition Time (min)

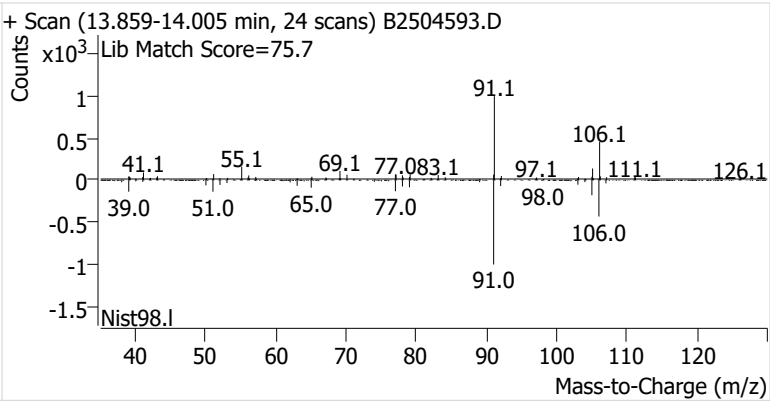
+ Scan (13.859-14.005 min, 24 scans) B2504593.D
Counts
x10^3
Lib Match Score=75.7
91.1
106.1
41.1
55.1
69.1
77.0
83.1
97.1
111.1
126.1
39.0
51.0
65.0
77.0
98.0
106.0
91.0
Nist98.l
1
0.5
0
-0.5
-1
-1.5
40
50
60
70
80
90
100
110
120
Mass-to-Charge (m/z)

Name	CGOSP-3-D-20250617
Comment	C43629
Data File	B2504594.D
Acq. Date-Time	7/7/2025 10:26:35 PM
Acq. Method File	M325B-TD
Tube Sorbent	Carbopack X
Analyze Quant Version	12.1
Report Quant Version	12.1

Sample Chromatogram

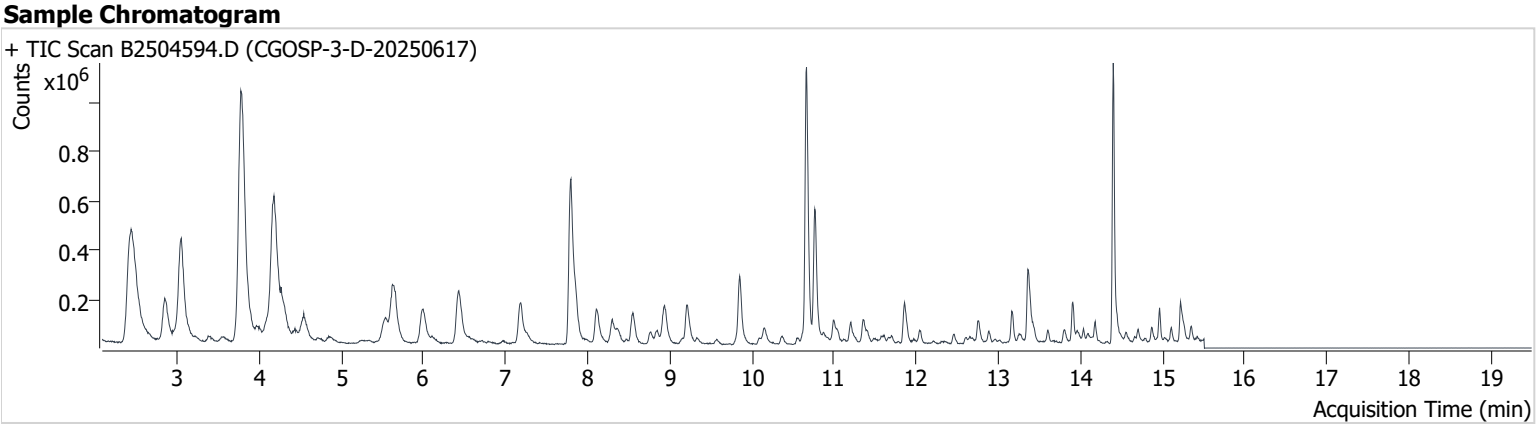

Name	ISTD	RT	ICAL RT	Resp.	Int. Flag
Benzene-d6 (IS)		7.791	7.779	1,282,782	
Benzene	Benzene-d6 (IS)	7.850	7.842	252,606	
Toluene-d8 (IS)		10.663	10.652	1,147,259	
Toluene	Toluene-d8 (IS)	10.764	10.758	569,140	
Ethylbenzene	Toluene-d8 (IS)	13.162	13.156	119,564	
m-/p-Xylenes	Toluene-d8 (IS)	13.358	13.370	318,798	
o-Xylene	Toluene-d8 (IS)	13.904	13.892	130,187	

Benzene-d6 (IS)

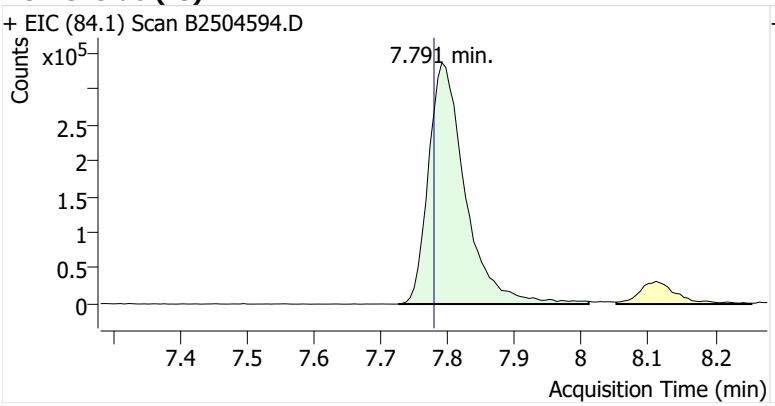

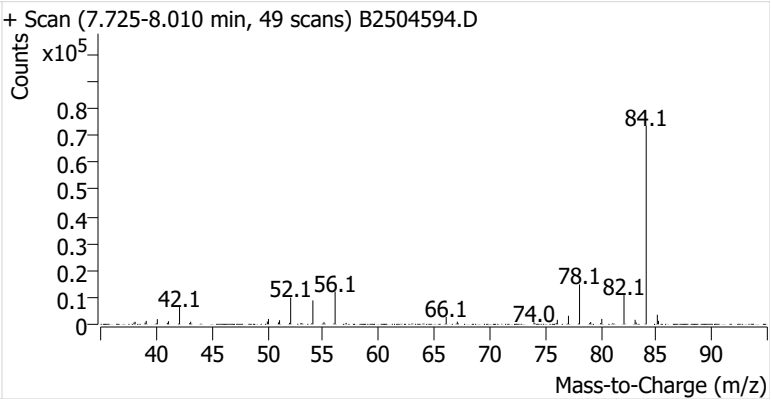

Benzene

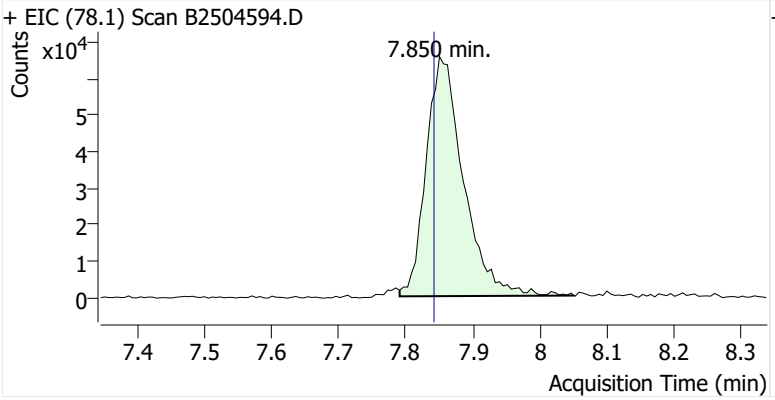

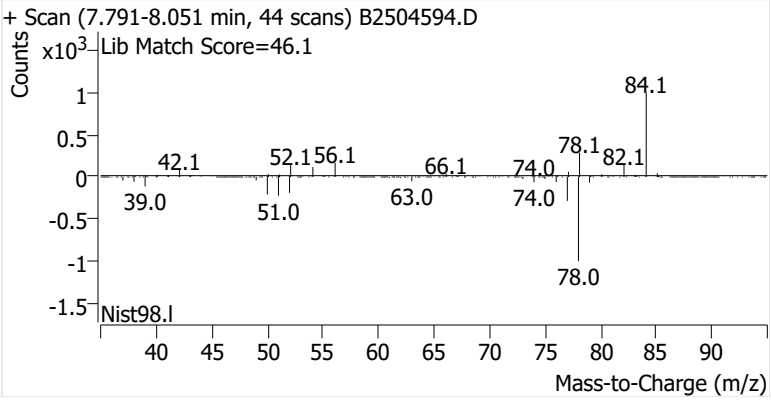

Toluene-d8 (IS)

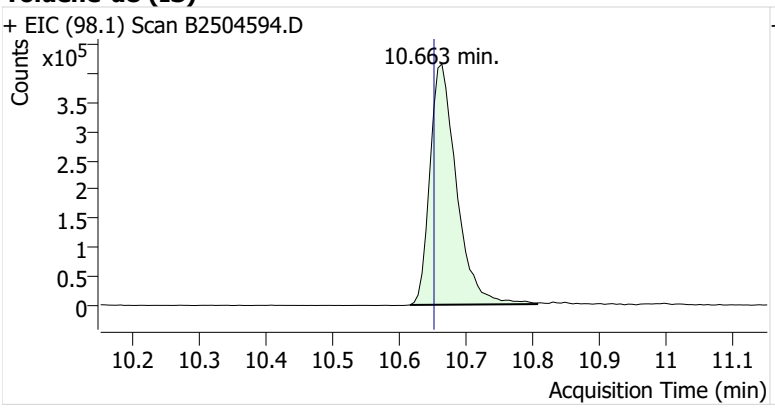

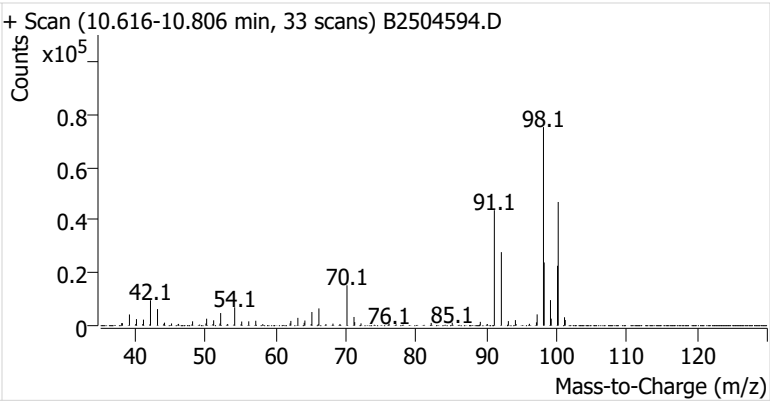

Toluene

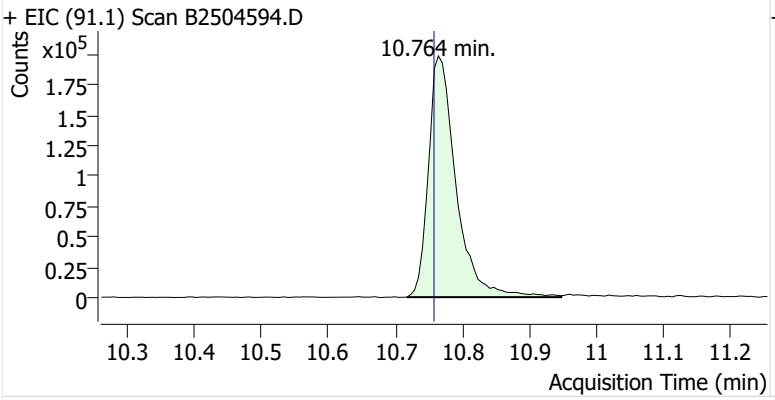

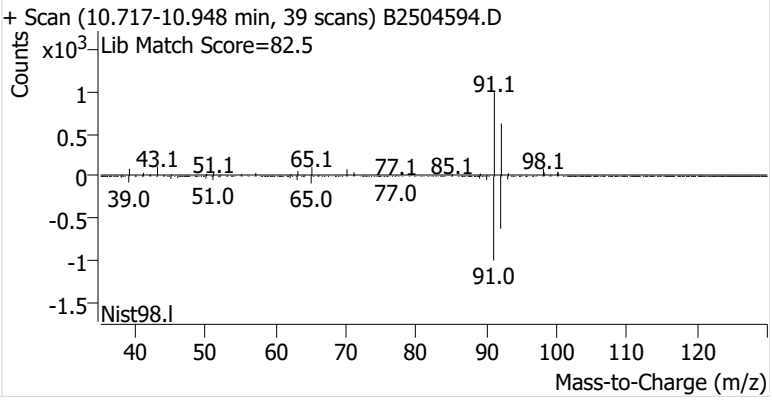

Ethylbenzene

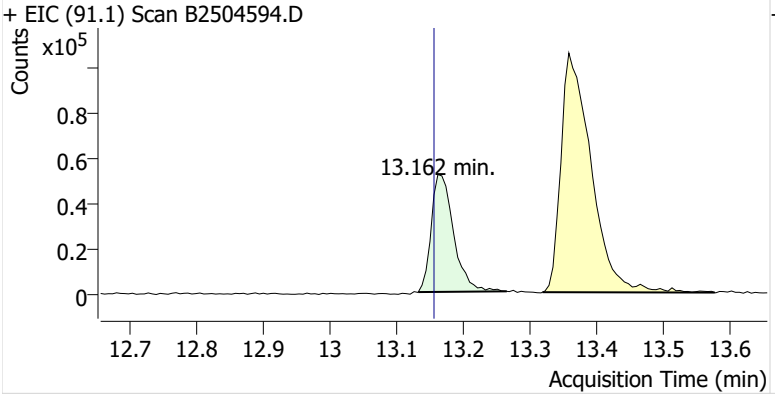

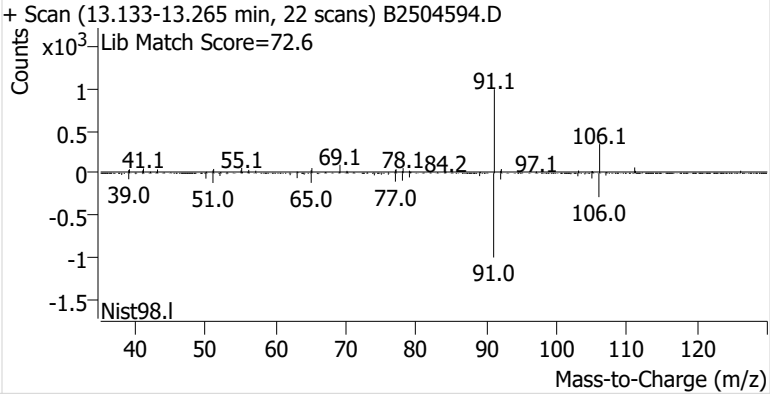

m-/p-Xylenes

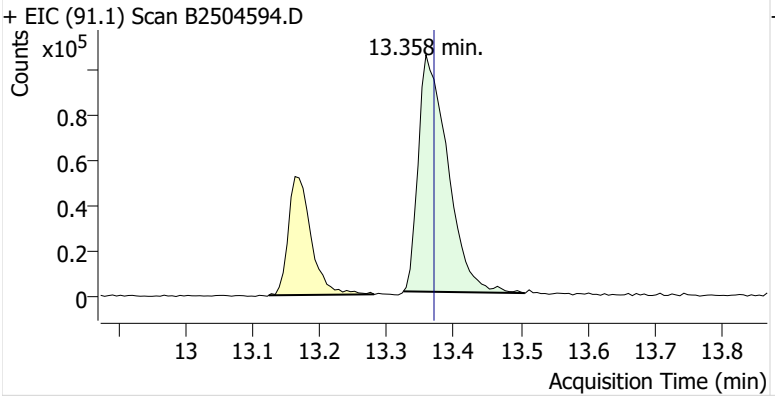

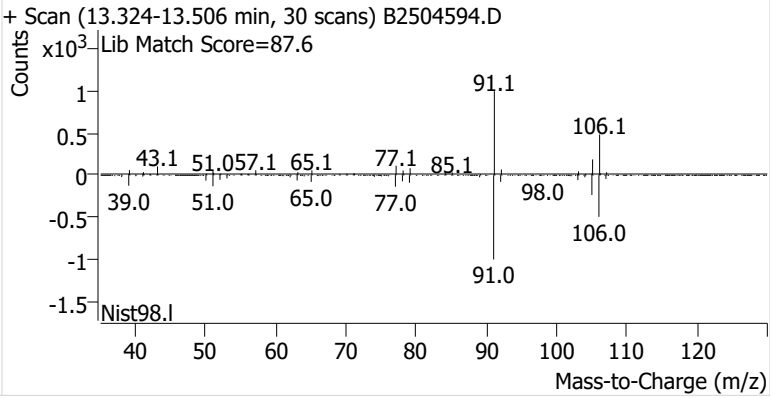

o-Xylene

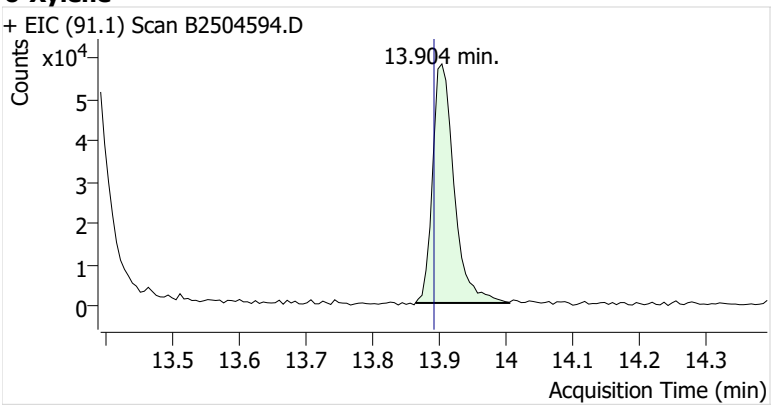
+ EIC (91.1) Scan B2504594.D
Counts
x10^4
13.904 min.
5
4
3
2
1
0
13.5
13.6
13.7
13.8
13.9
14
14.1
14.2
14.3
Acquisition Time (min)

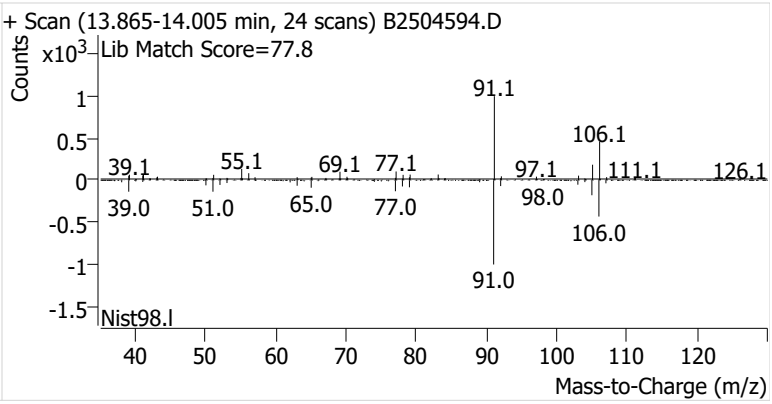
+ Scan (13.865-14.005 min, 24 scans) B2504594.D
Counts
x10^3
Lib Match Score=77.8
91.1
106.1
39.1
55.1
69.1
77.1
97.1
111.1
126.1
39.0
51.0
65.0
77.0
98.0
106.0
91.0
Nist98.l
1
0.5
0
-0.5
-1
-1.5
40
50
60
70
80
90
100
110
120
Mass-to-Charge (m/z)

Name	CGOSP-4-S-20250617
Comment	C37466
Data File	B2504595.D
Acq. Date-Time	7/7/2025 11:03:58 PM
Acq. Method File	M325B-TD
Tube Sorbent	Carbopack X
Analyze Quant Version	12.1
Report Quant Version	12.1

Sample Chromatogram

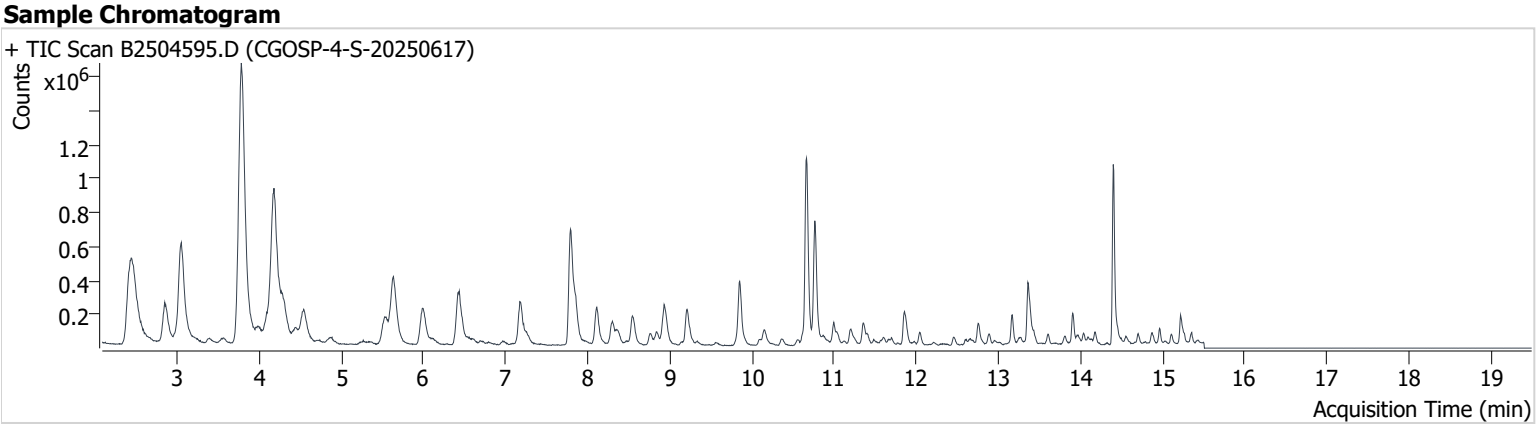

Name	ISTD	RT	ICAL RT	Resp.	Int. Flag
Benzene-d6 (IS)		7.791	7.779	1,246,187	
Benzene	Benzene-d6 (IS)	7.856	7.842	357,848	
Toluene-d8 (IS)		10.658	10.652	1,162,635	
Toluene	Toluene-d8 (IS)	10.765	10.758	750,292	
Ethylbenzene	Toluene-d8 (IS)	13.168	13.156	160,677	
m-/p-Xylenes	Toluene-d8 (IS)	13.364	13.370	390,056	
o-Xylene	Toluene-d8 (IS)	13.904	13.892	147,508	

Benzene-d6 (IS)

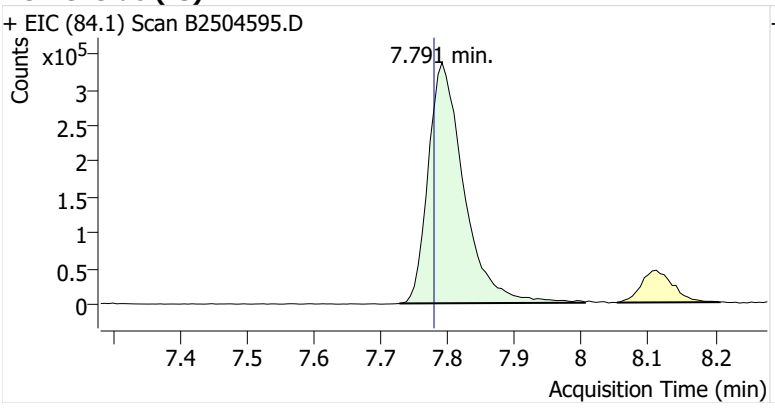

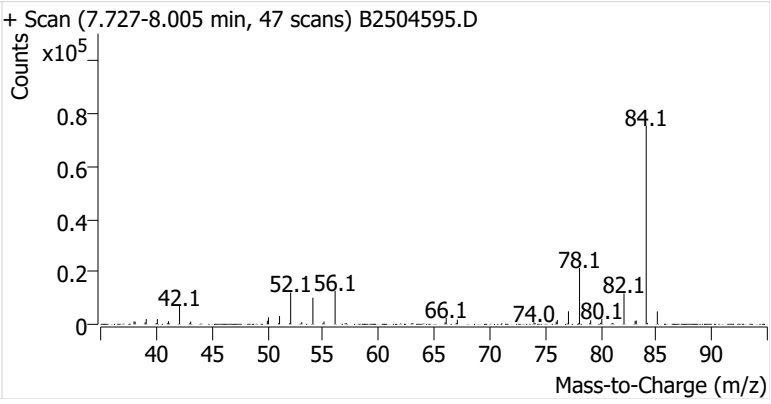

Benzene

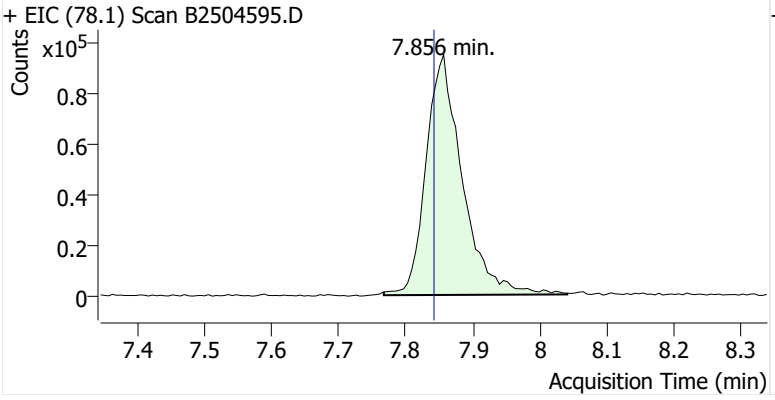

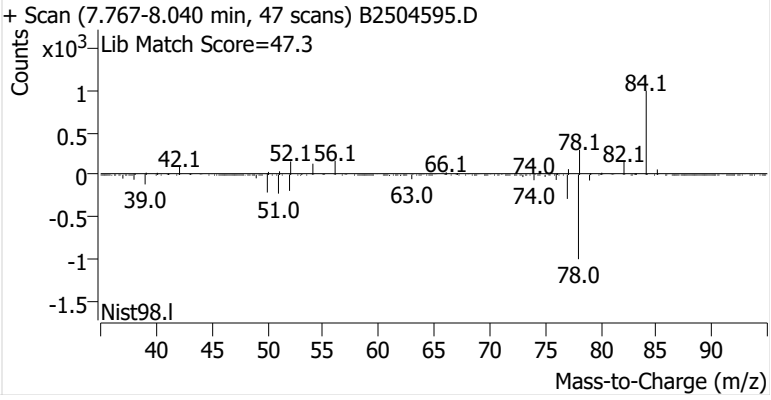

Toluene-d8 (IS)

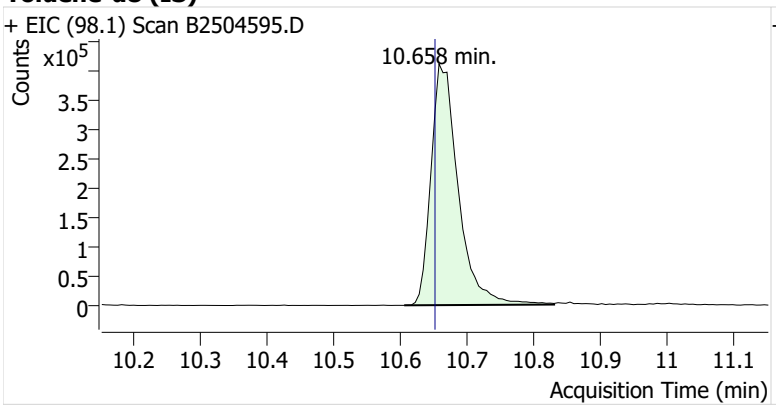

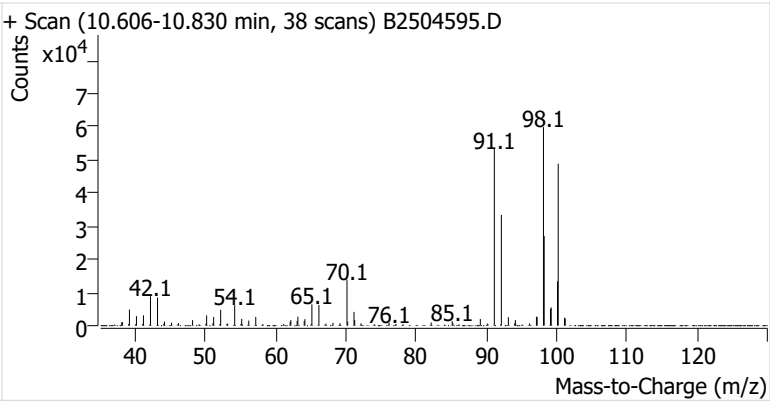

Toluene

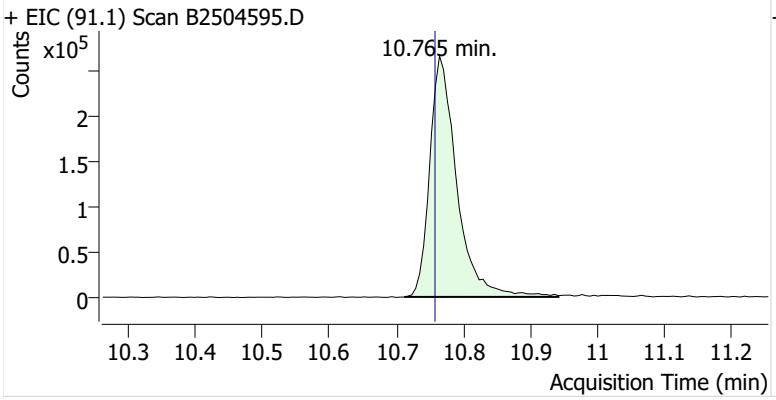

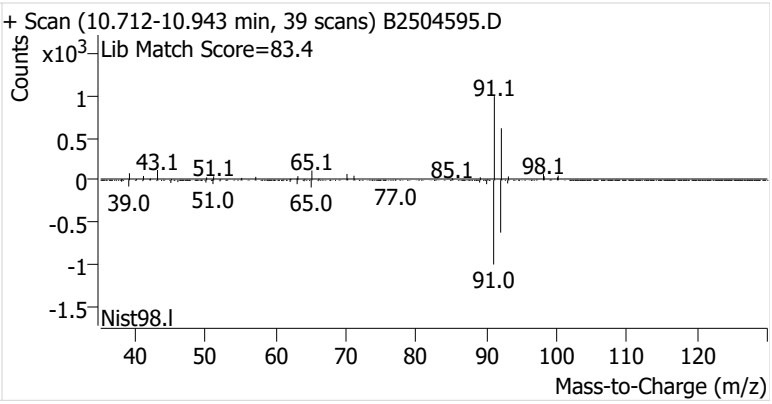

Ethylbenzene

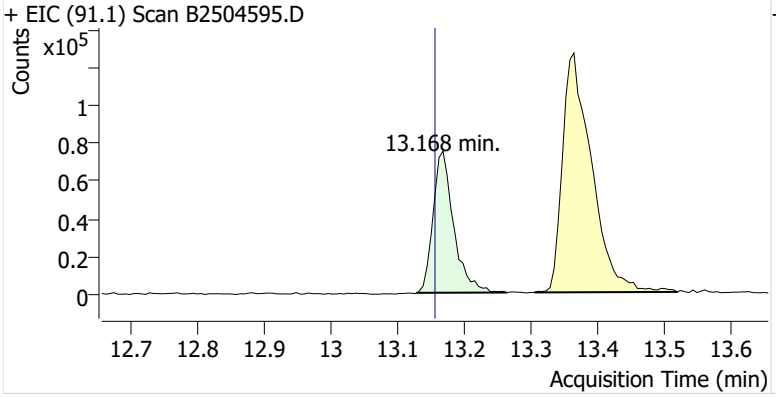

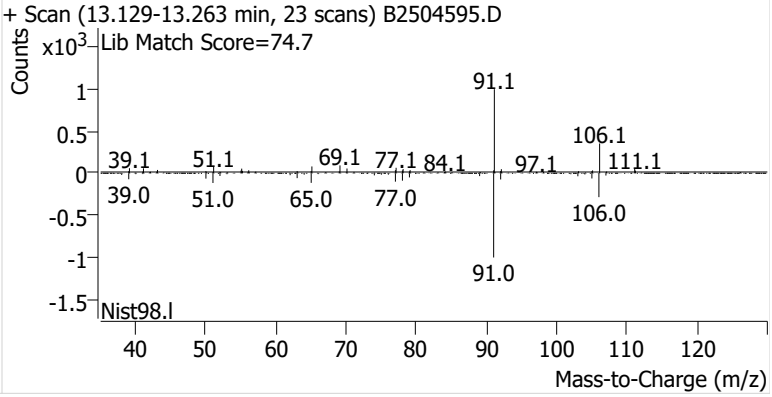

m-/p-Xylenes

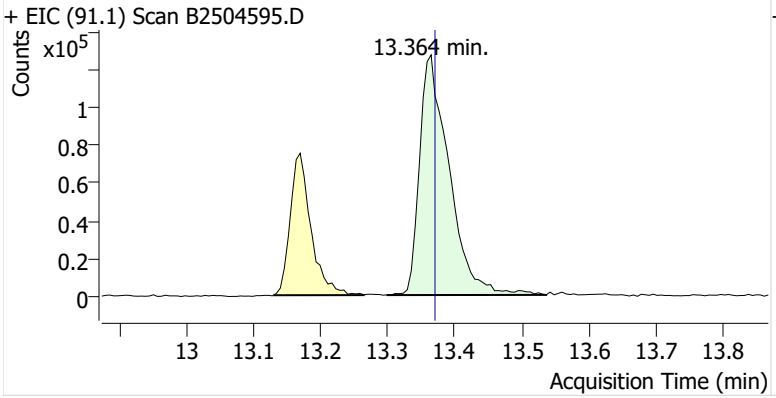

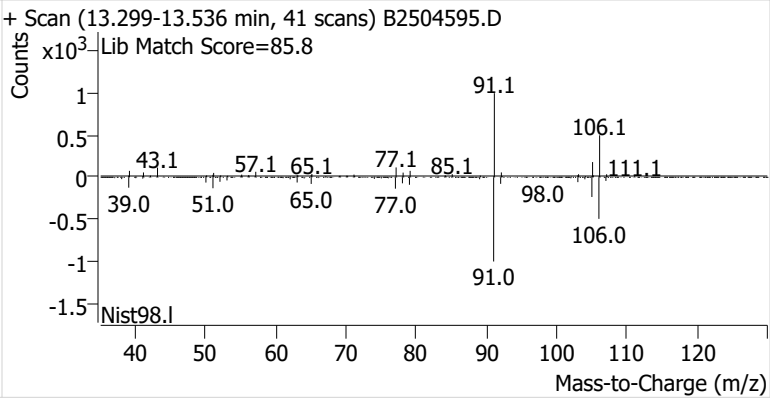

o-Xylene

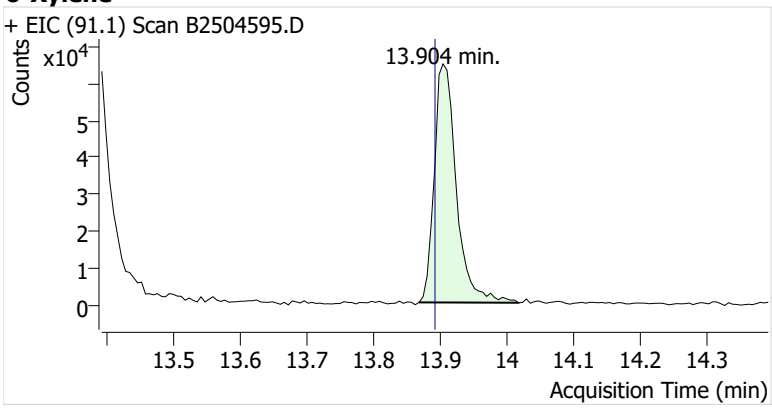
+ EIC (91.1) Scan B2504595.D
Counts
x10^4
13.904 min.
5
4
3
2
1
0
13.5
13.6
13.7
13.8
13.9
14
14.1
14.2
14.3
Acquisition Time (min)

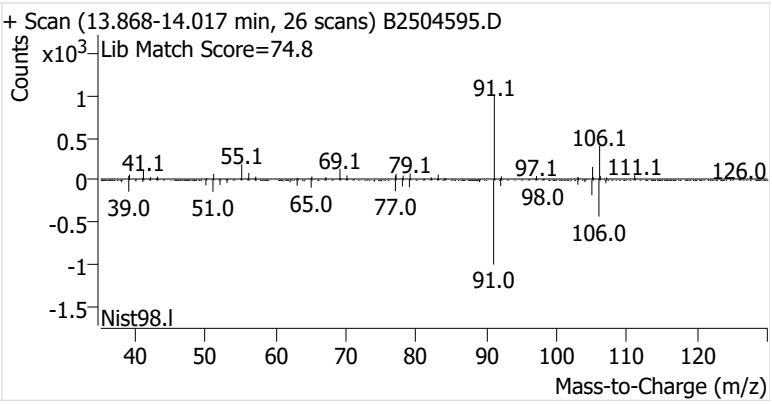
+ Scan (13.868-14.017 min, 26 scans) B2504595.D
Counts
x10^3
Lib Match Score=74.8
91.1
106.1
41.1
55.1
69.1
79.1
97.1
111.1
126.0
39.0
51.0
65.0
77.0
98.0
106.0
91.0
Nist98.l
1
0.5
0
-0.5
-1
-1.5
40
50
60
70
80
90
100
110
120
Mass-to-Charge (m/z)

Name	CGOSP-5-S-20250617
Comment	B46752
Data File	B2504596.D
Acq. Date-Time	7/7/2025 11:41:21 PM
Acq. Method File	M325B-TD
Tube Sorbent	Carbopack X
Analyze Quant Version	12.1
Report Quant Version	12.1

Sample Chromatogram

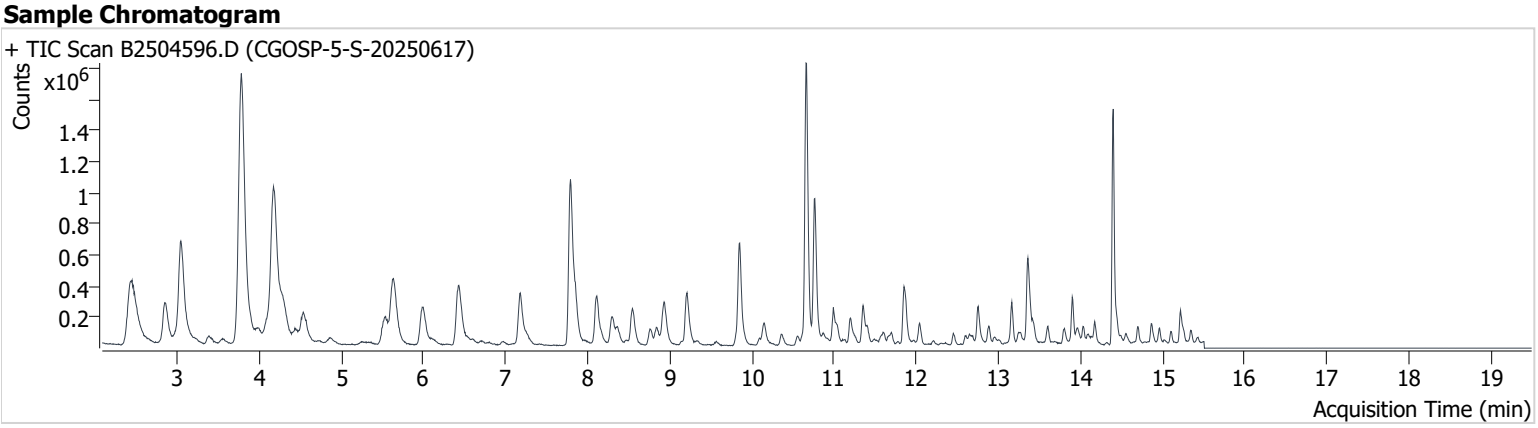

Name	ISTD	RT	ICAL RT	Resp.	Int. Flag
Benzene-d6 (IS)		7.791	7.779	1,998,928	
Benzene	Benzene-d6 (IS)	7.851	7.842	409,800	
Toluene-d8 (IS)		10.658	10.652	1,873,633	
Toluene	Toluene-d8 (IS)	10.765	10.758	1,009,369	
Ethylbenzene	Toluene-d8 (IS)	13.163	13.156	240,007	
m-/p-Xylenes	Toluene-d8 (IS)	13.359	13.370	579,397	
o-Xylene	Toluene-d8 (IS)	13.899	13.892	224,727	

Benzene-d6 (IS)

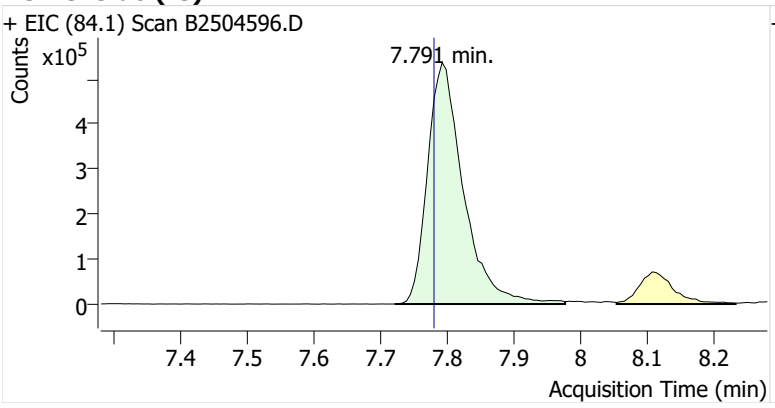

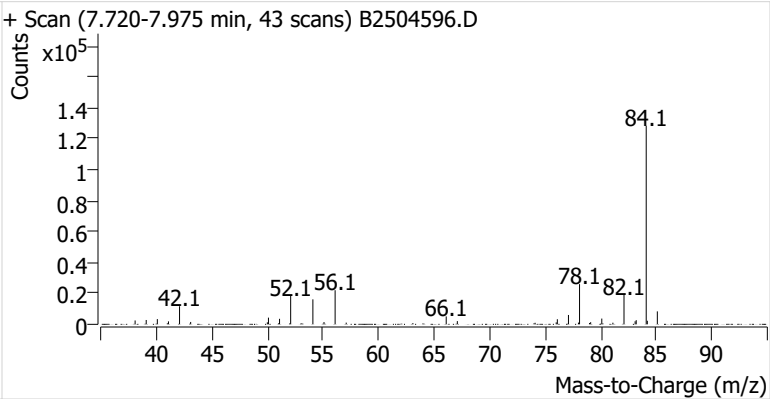

Benzene

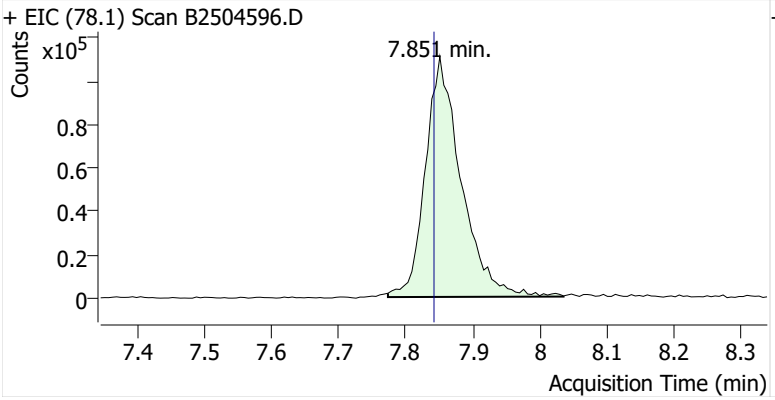

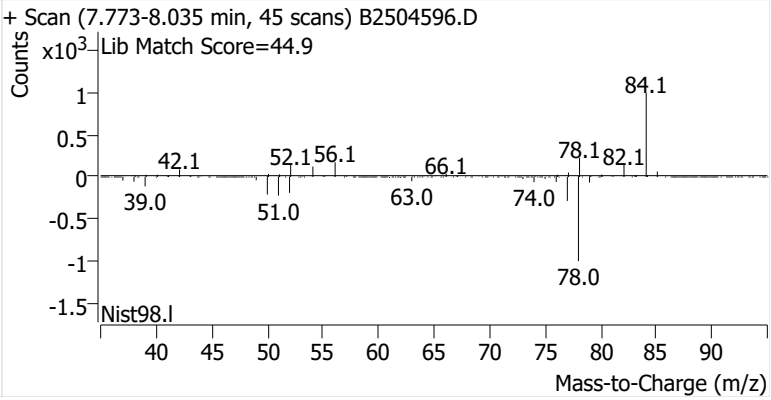

Toluene-d8 (IS)

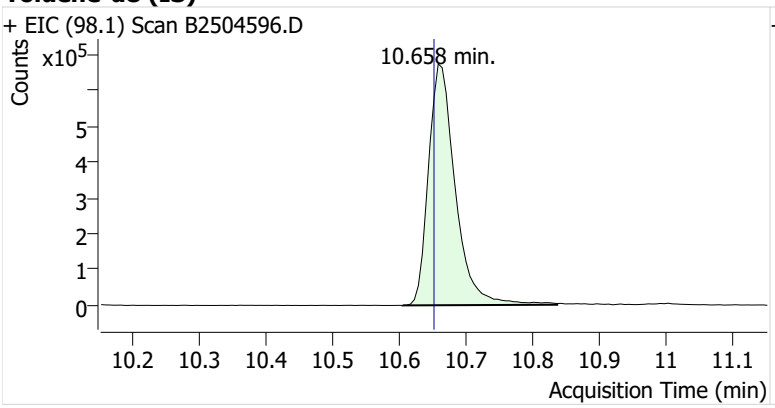

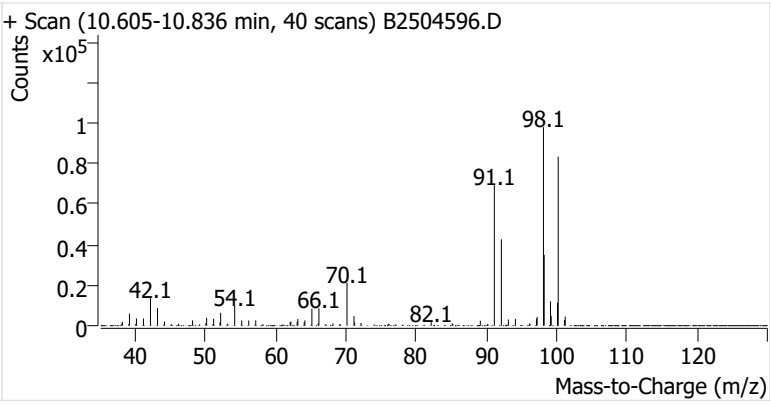

Toluene

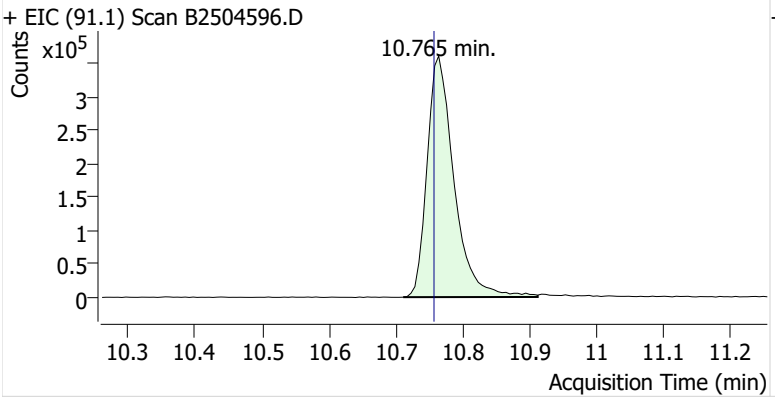

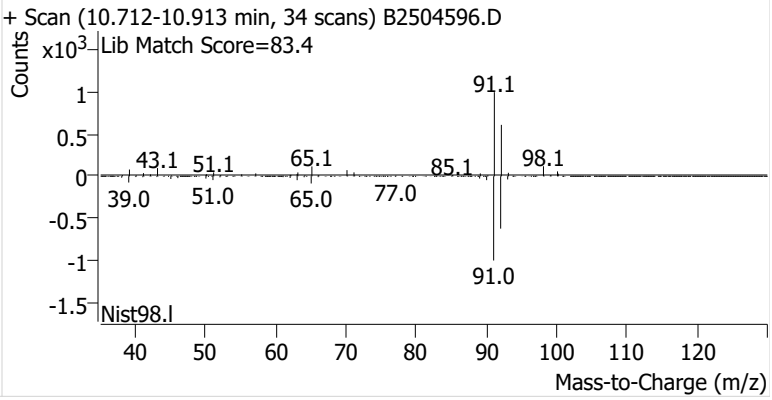

Ethylbenzene

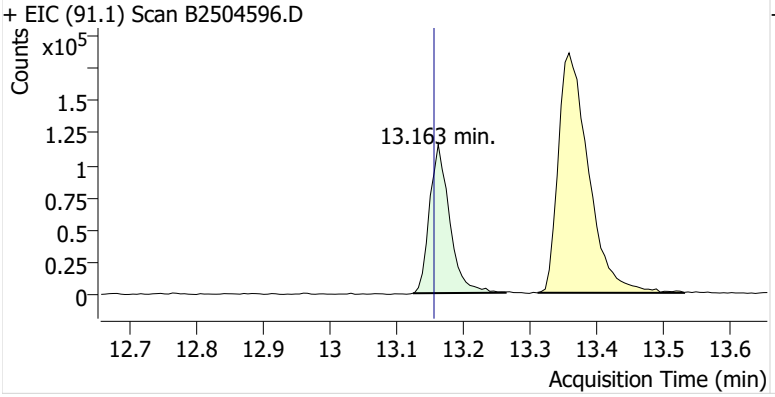

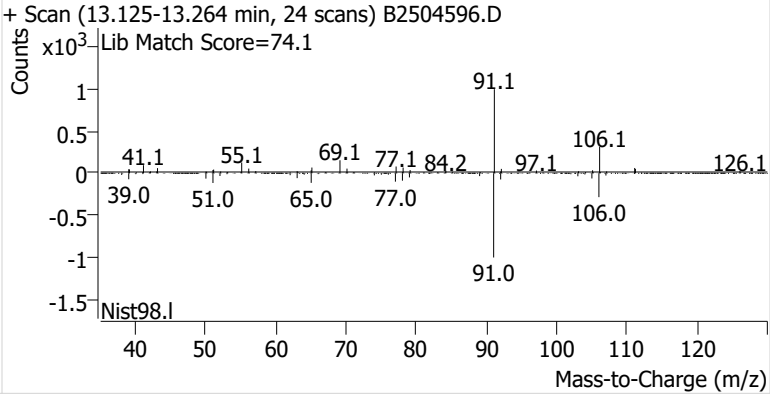

m-/p-Xylenes

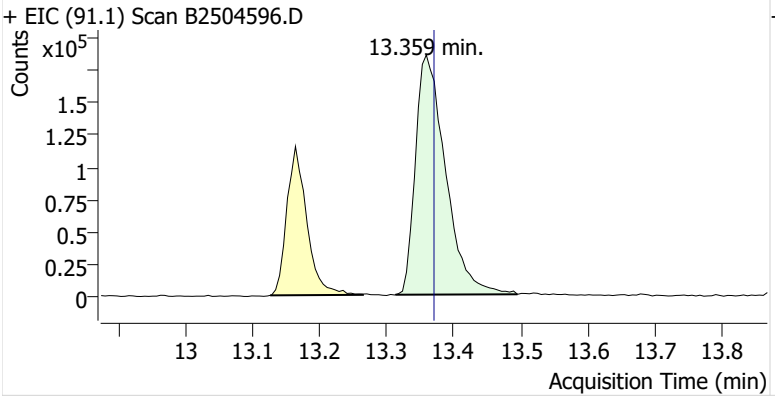

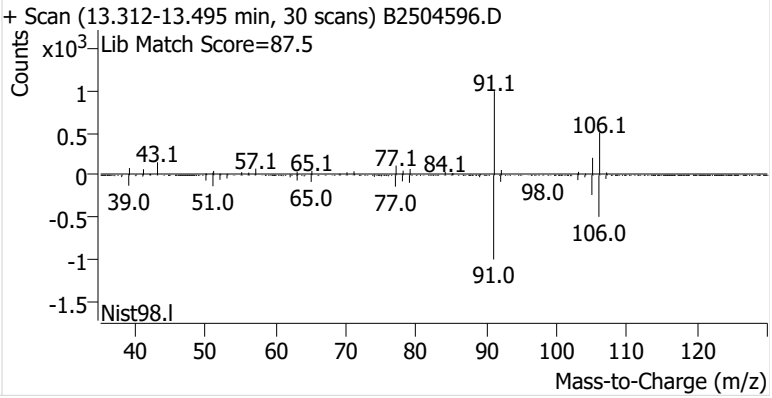

o-Xylene

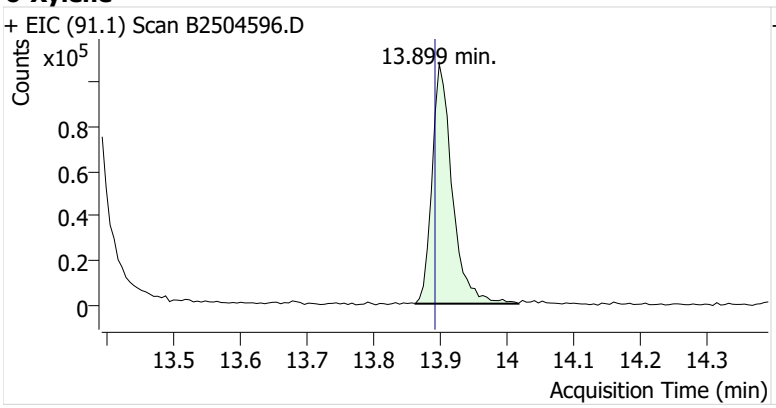
+ EIC (91.1) Scan B2504596.D
Counts
x10^5
13.899 min.
0.8
0.6
0.4
0.2
0
13.5 13.6 13.7 13.8 13.9 14 14.1 14.2 14.3
Acquisition Time (min)

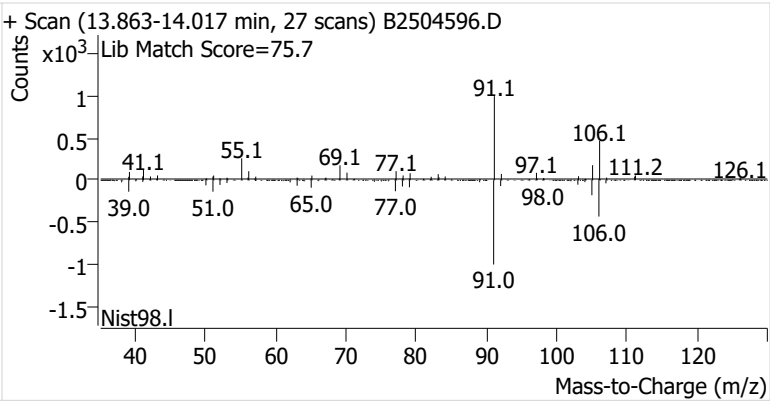
+ Scan (13.863-14.017 min, 27 scans) B2504596.D
Counts
x10^3
Lib Match Score=75.7
91.1
106.1
41.1
55.1
69.1
77.1
97.1
111.2
126.1
39.0
51.0
65.0
77.0
98.0
106.0
91.0
Nist98.l
1
0.5
0
-0.5
-1
-1.5
40 50 60 70 80 90 100 110 120
Mass-to-Charge (m/z)

Name	CGOSP-6-S-20250617
Comment	C33490
Data File	B2504597.D
Acq. Date-Time	7/8/2025 12:18:43 AM
Acq. Method File	M325B-TD
Tube Sorbent	Carbopack X
Analyze Quant Version	12.1
Report Quant Version	12.1

Sample Chromatogram

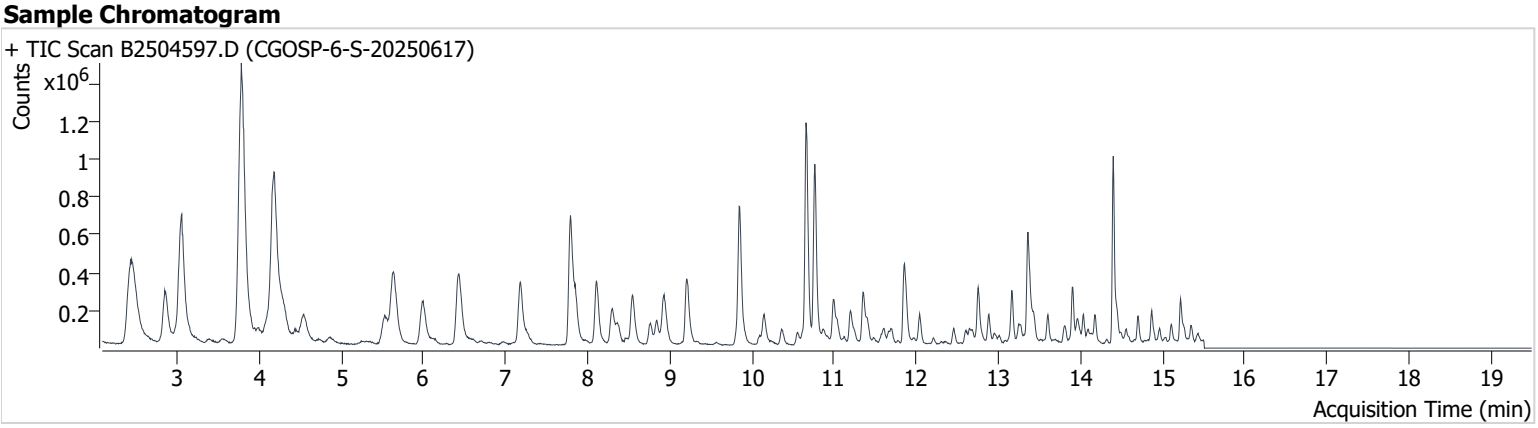

Name	ISTD	RT	ICAL RT	Resp.	Int. Flag
Benzene-d6 (IS)		7.791	7.779	1,259,408	
Benzene	Benzene-d6 (IS)	7.850	7.842	359,025	
Toluene-d8 (IS)		10.658	10.652	1,195,746	
Toluene	Toluene-d8 (IS)	10.764	10.758	1,011,523	
Ethylbenzene	Toluene-d8 (IS)	13.162	13.156	255,003	
m-/p-Xylenes	Toluene-d8 (IS)	13.358	13.370	604,863	
o-Xylene	Toluene-d8 (IS)	13.904	13.892	224,707	

Benzene-d6 (IS)

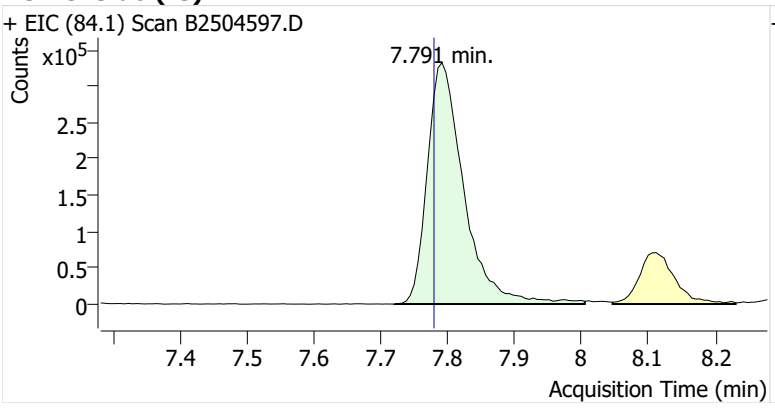

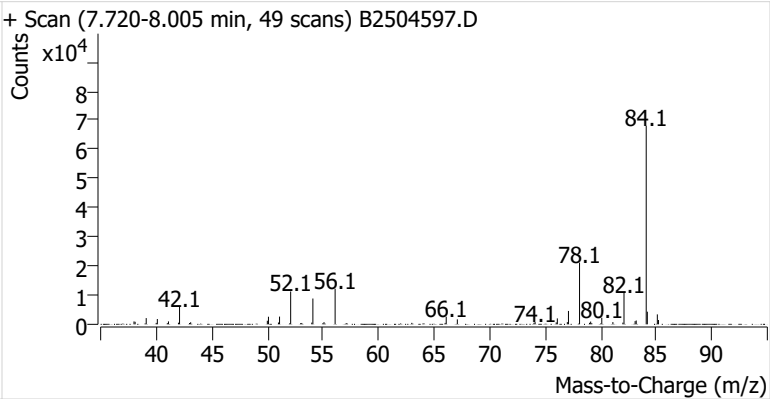

Benzene

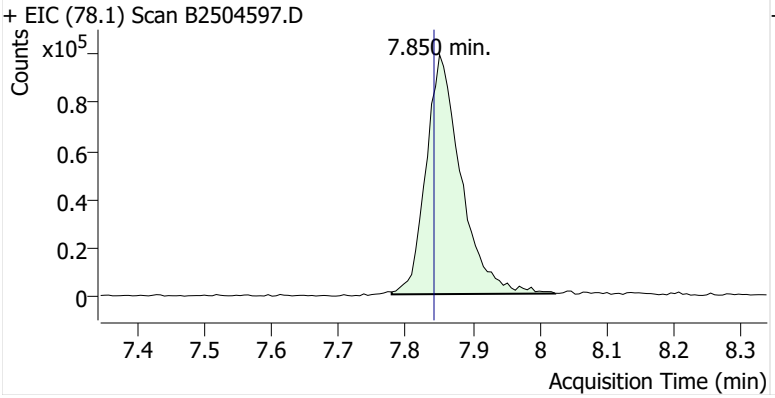

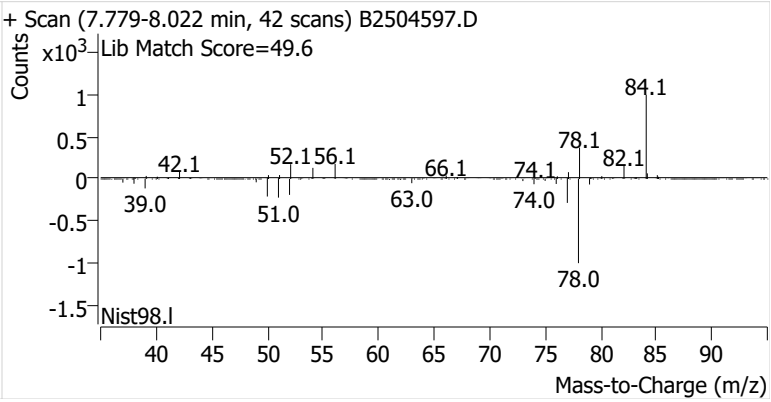

Toluene-d8 (IS)

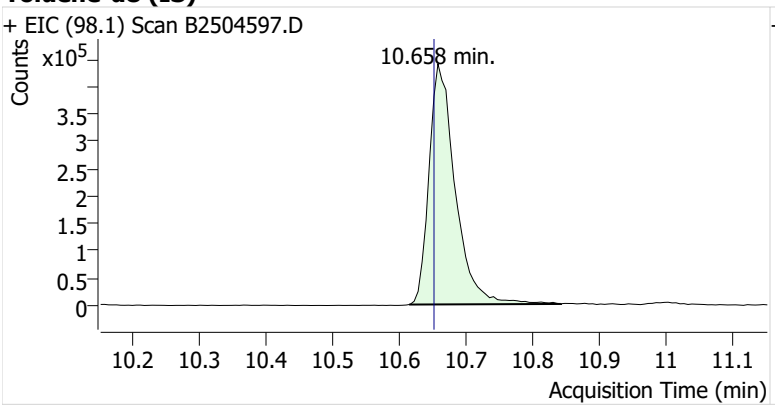

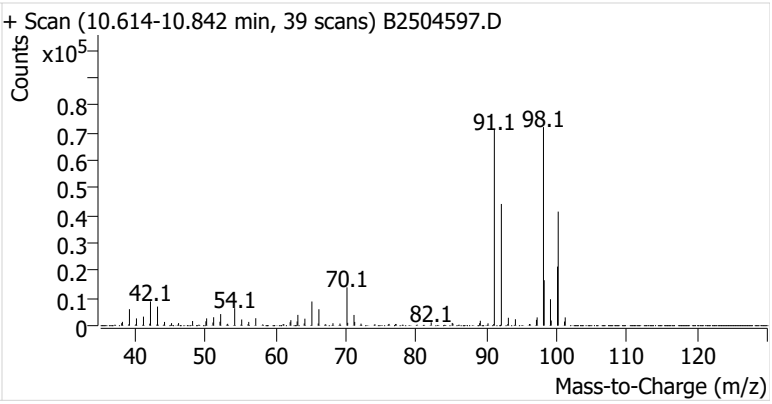

Toluene

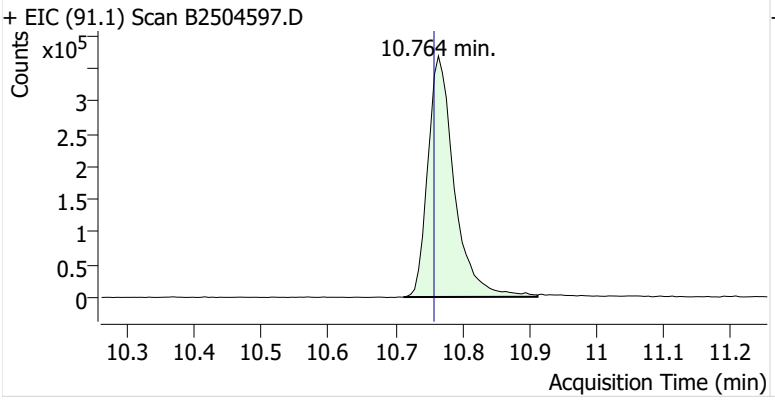

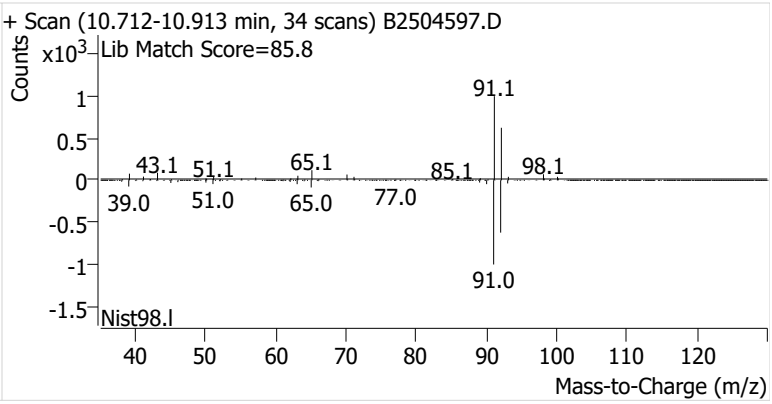

Ethylbenzene

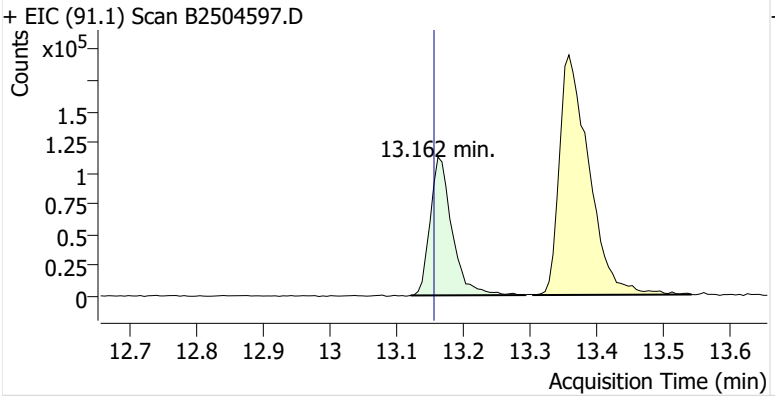

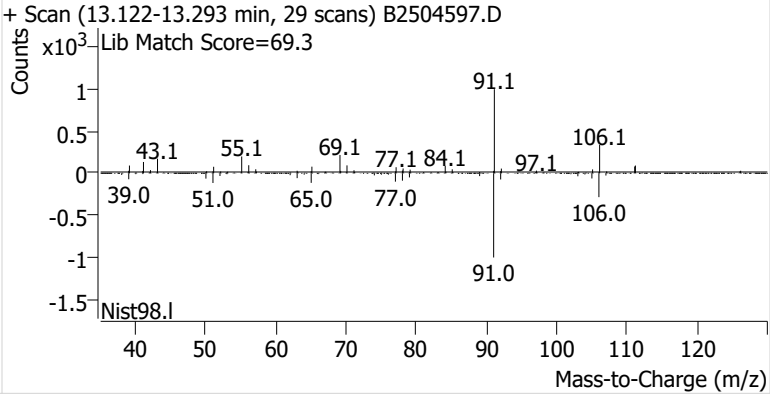

m-/p-Xylenes

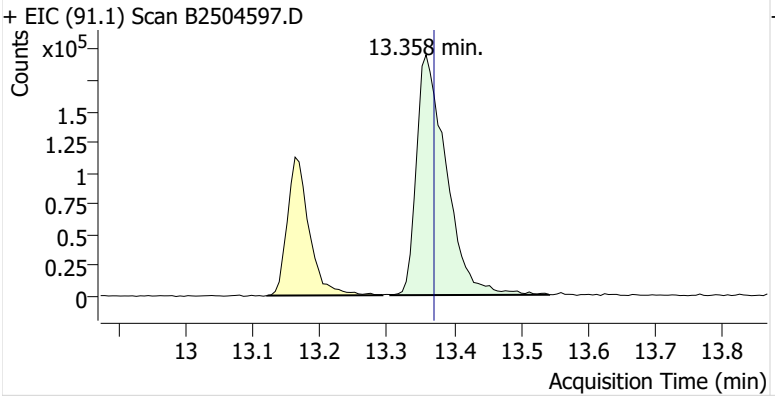

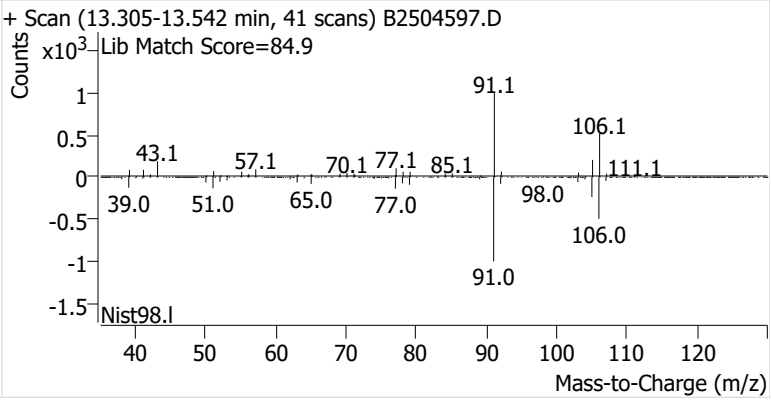

o-Xylene

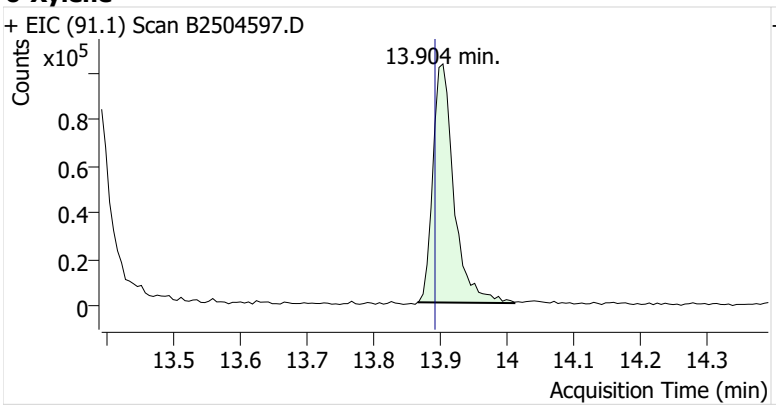
+ EIC (91.1) Scan B2504597.D
Counts
x10^5
13.904 min.
0.8
0.6
0.4
0.2
0
13.5 13.6 13.7 13.8 13.9 14 14.1 14.2 14.3
Acquisition Time (min)

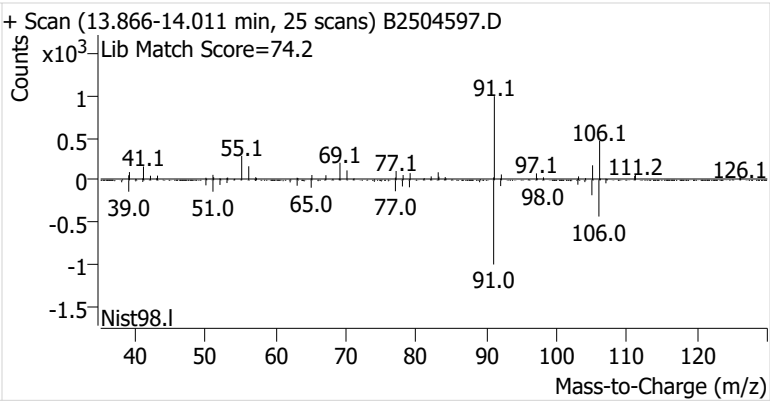
+ Scan (13.866-14.011 min, 25 scans) B2504597.D
Counts
x10^3
Lib Match Score=74.2
91.1
106.1
41.1
55.1
69.1
77.1
97.1
111.2
126.1
39.0
51.0
65.0
77.0
98.0
106.0
91.0
Nist98.l
1
0.5
0
-0.5
-1
-1.5
40 50 60 70 80 90 100 110 120
Mass-to-Charge (m/z)

Name	CGOSP-7-S-20250617
Comment	C59911
Data File	B2504598.D
Acq. Date-Time	7/8/2025 12:56:06 AM
Acq. Method File	M325B-TD
Tube Sorbent	Carbopack X
Analyze Quant Version	12.1
Report Quant Version	12.1

Sample Chromatogram

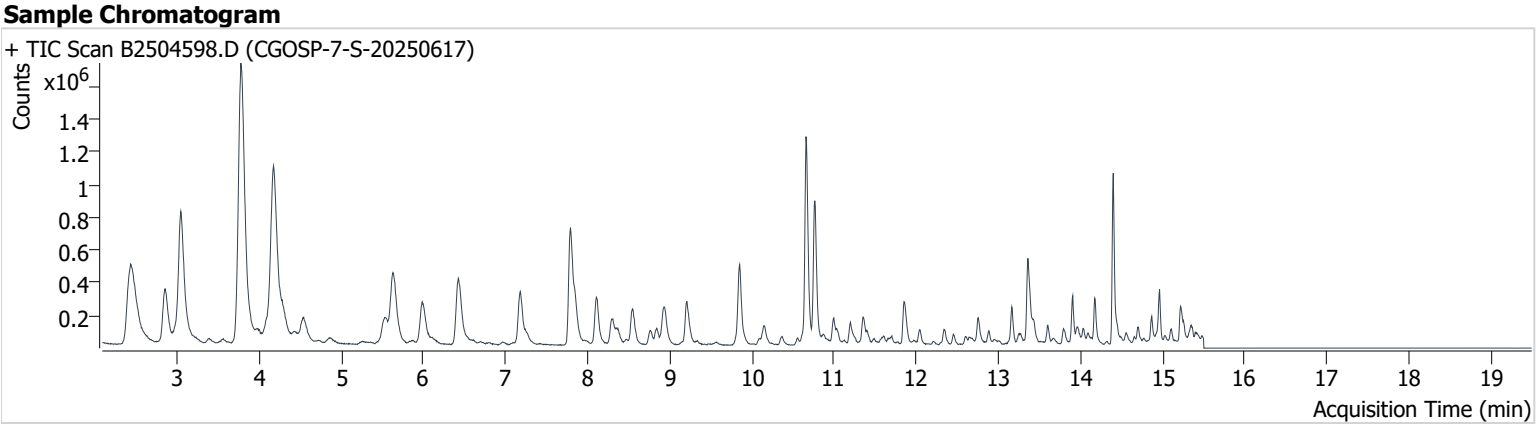

Name	ISTD	RT	ICAL RT	Resp.	Int. Flag
Benzene-d6 (IS)		7.791	7.779	1,302,181	
Benzene	Benzene-d6 (IS)	7.850	7.842	344,571	
Toluene-d8 (IS)		10.658	10.652	1,308,325	
Toluene	Toluene-d8 (IS)	10.765	10.758	927,731	
Ethylbenzene	Toluene-d8 (IS)	13.163	13.156	209,076	
m-/p-Xylenes	Toluene-d8 (IS)	13.358	13.370	526,206	
o-Xylene	Toluene-d8 (IS)	13.904	13.892	207,529	

Benzene-d6 (IS)

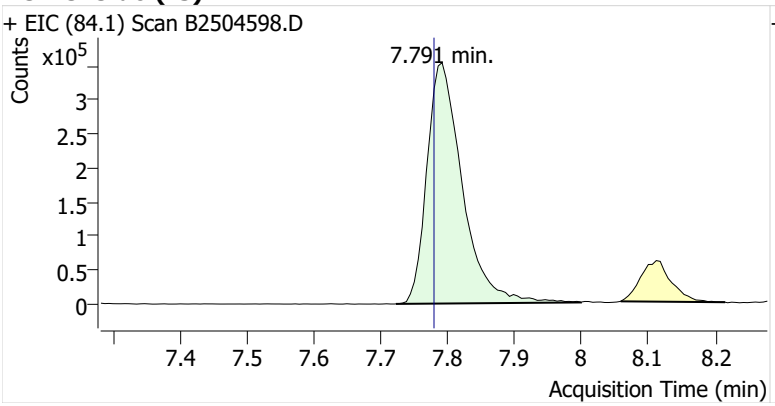

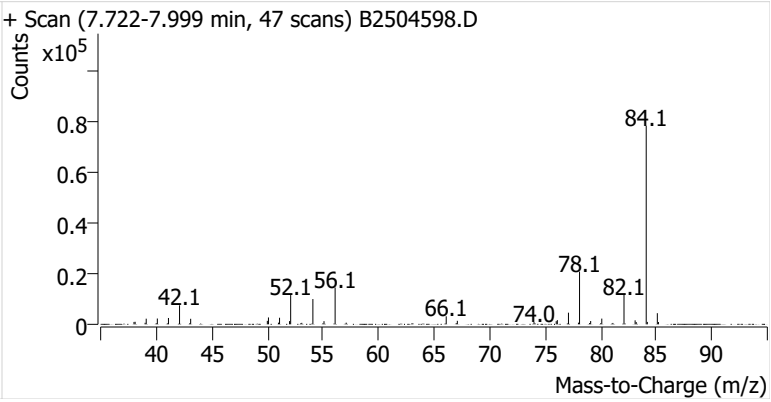

Benzene

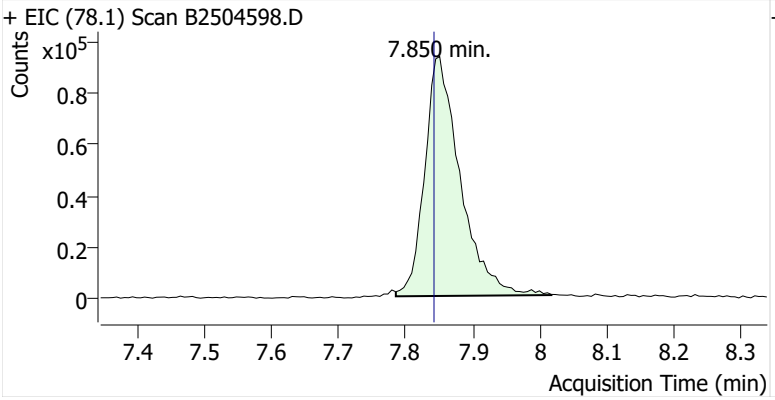

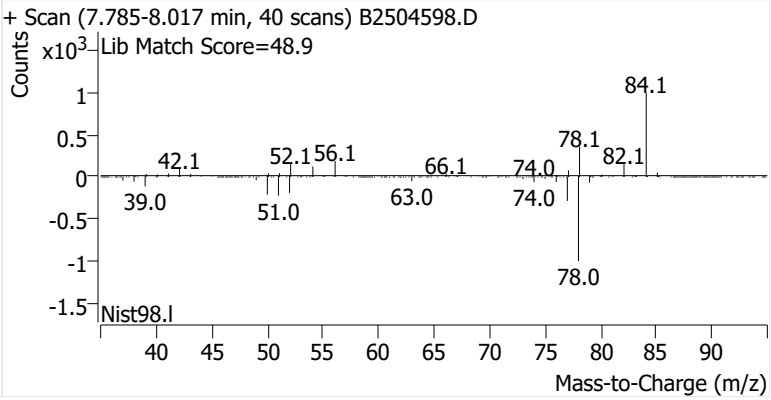

Toluene-d8 (IS)

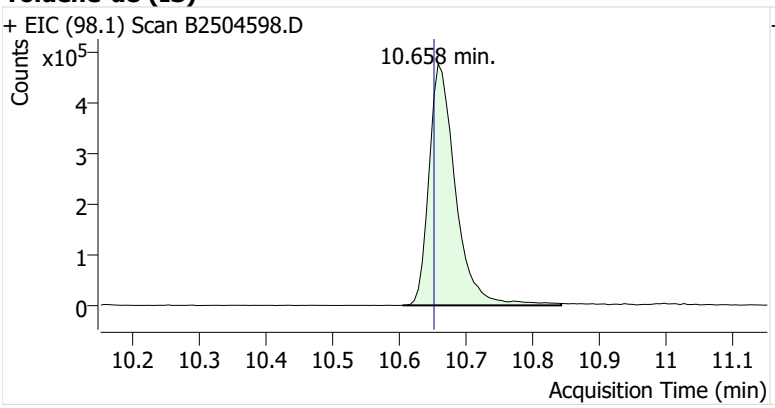

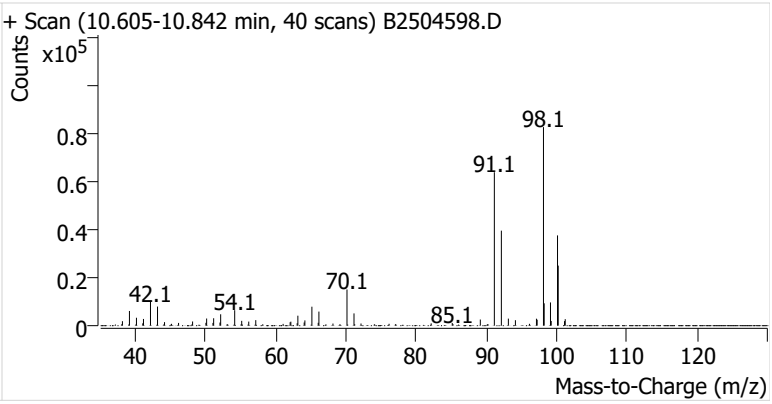

Toluene

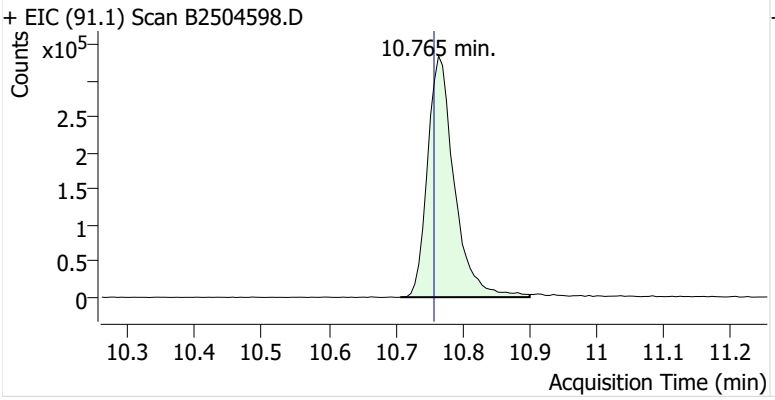

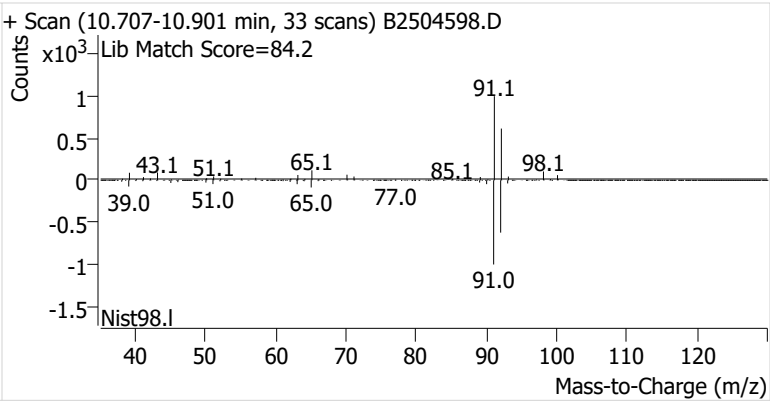

Ethylbenzene

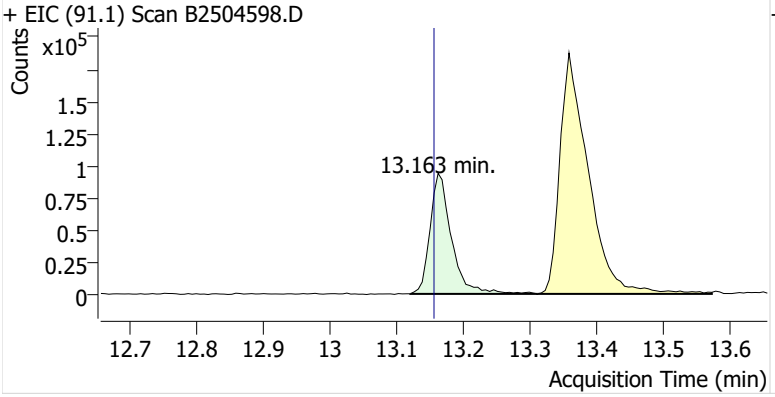

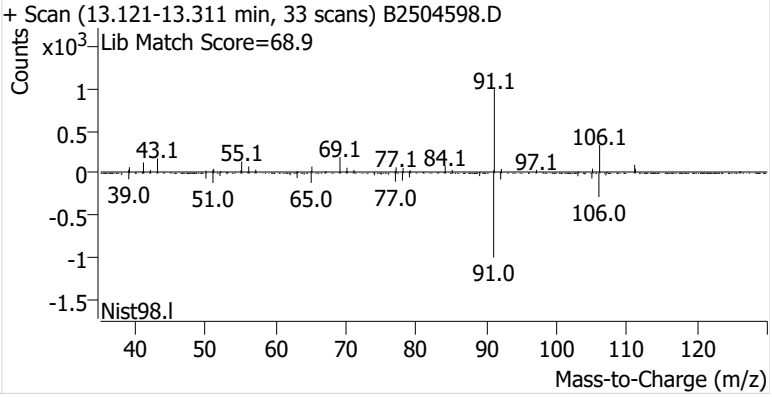

m-/p-Xylenes

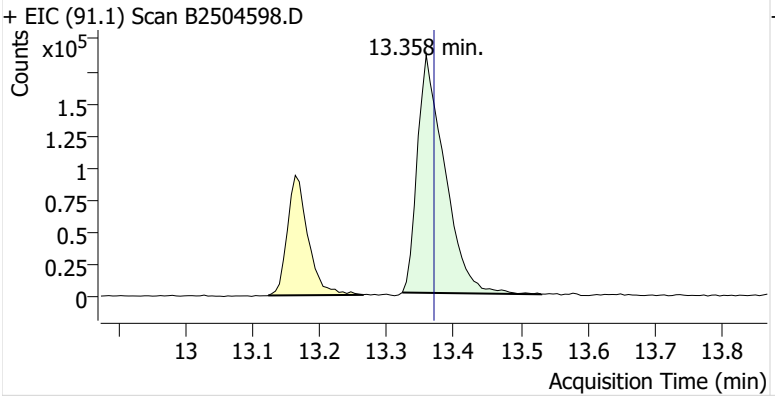

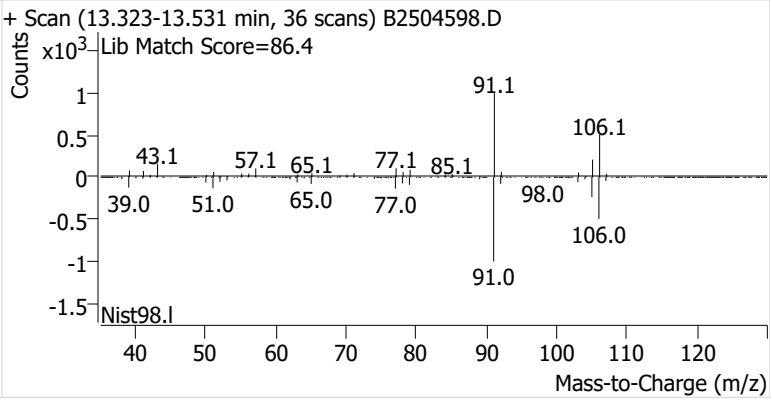

o-Xylene

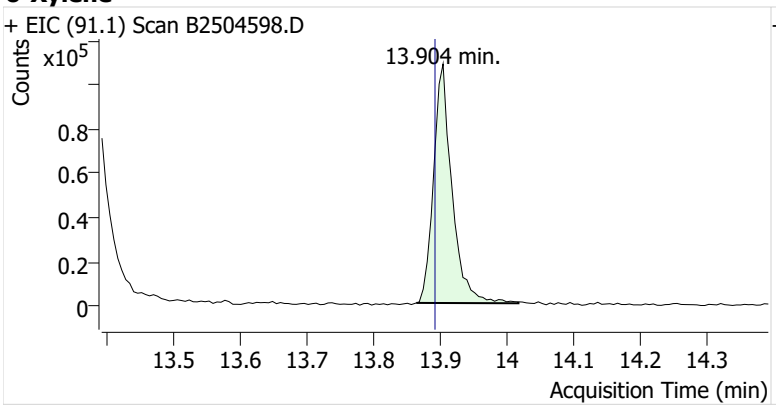
+ EIC (91.1) Scan B2504598.D
Counts
x10^5
13.904 min.
0.8
0.6
0.4
0.2
0
13.5 13.6 13.7 13.8 13.9 14 14.1 14.2 14.3
Acquisition Time (min)

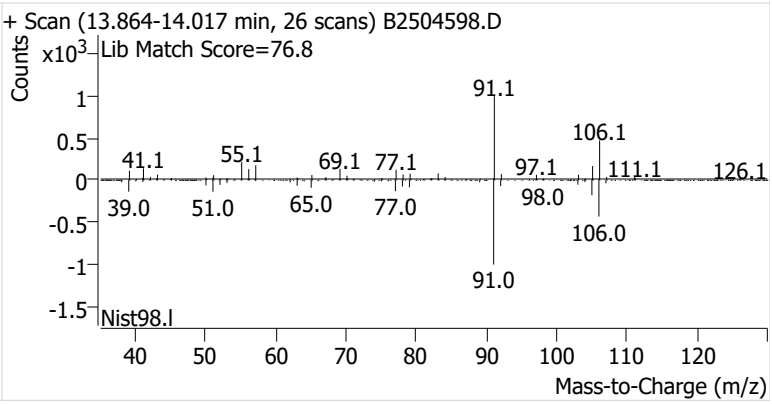
+ Scan (13.864-14.017 min, 26 scans) B2504598.D
Counts
x10^3
Lib Match Score=76.8
91.1
106.1
41.1
55.1
69.1
77.1
97.1
111.1
126.1
39.0
51.0
65.0
77.0
98.0
106.0
91.0
Nist98.l
40 50 60 70 80 90 100 110 120
Mass-to-Charge (m/z)

Name	CGOSP-8-S-20250617
Comment	C31341
Data File	B2504599.D
Acq. Date-Time	7/8/2025 1:33:28 AM
Acq. Method File	M325B-TD
Tube Sorbent	Carbopack X
Analyze Quant Version	12.1
Report Quant Version	12.1

Sample Chromatogram

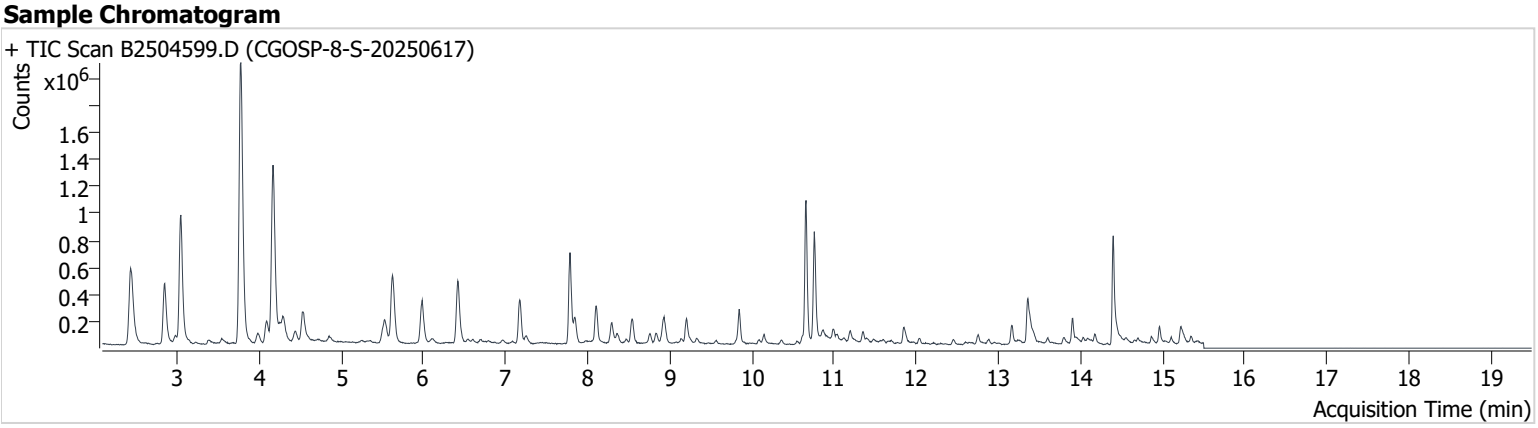

Name	ISTD	RT	ICAL RT	Resp.	Int. Flag
Benzene-d6 (IS)		7.785	7.779	791,789	
Benzene	Benzene-d6 (IS)	7.850	7.842	216,644	
Toluene-d8 (IS)		10.658	10.652	805,890	
Toluene	Toluene-d8 (IS)	10.759	10.758	608,574	m
Ethylbenzene	Toluene-d8 (IS)	13.168	13.156	151,619	
m-/p-Xylenes	Toluene-d8 (IS)	13.358	13.370	416,681	
o-Xylene	Toluene-d8 (IS)	13.898	13.892	150,895	

Benzene-d6 (IS)

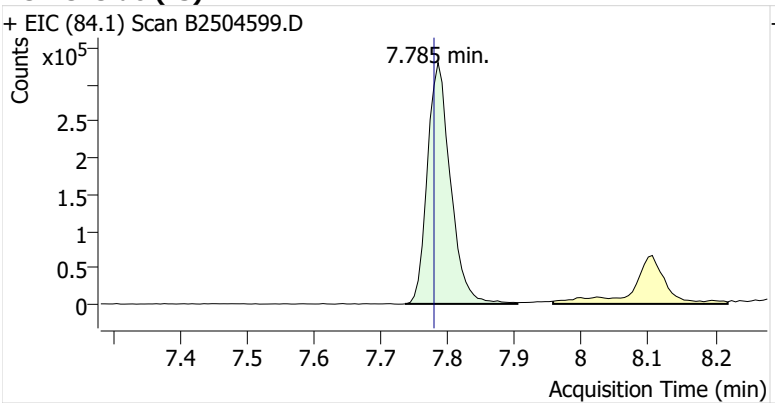

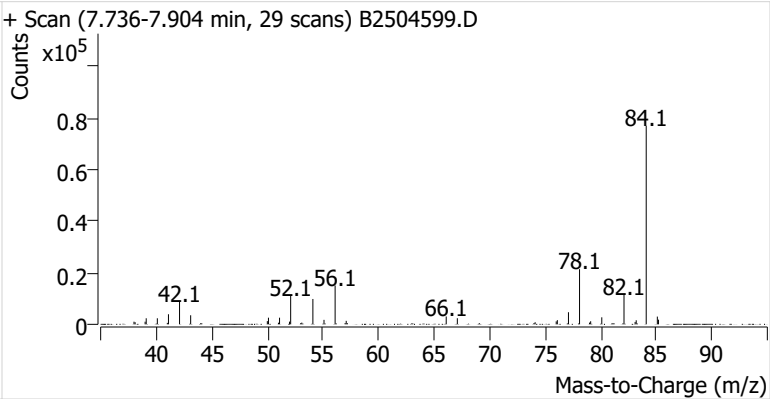

Benzene

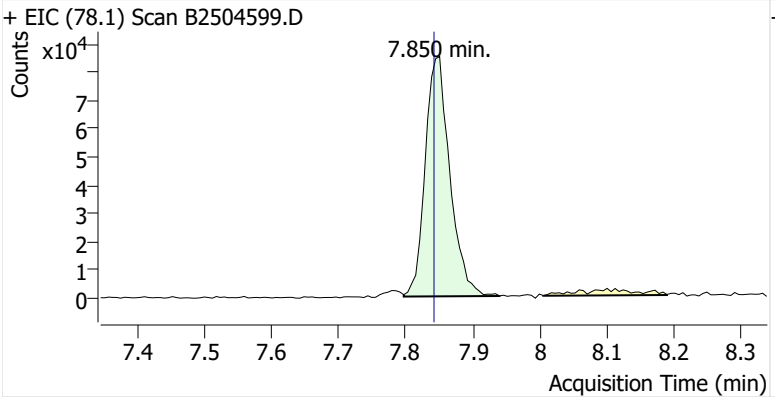

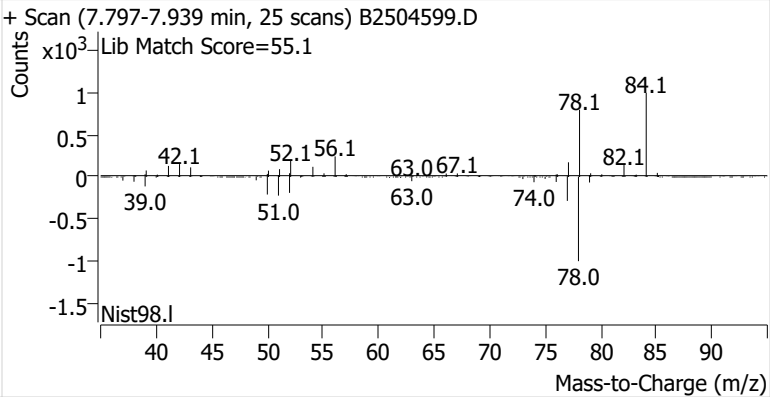

Toluene-d8 (IS)

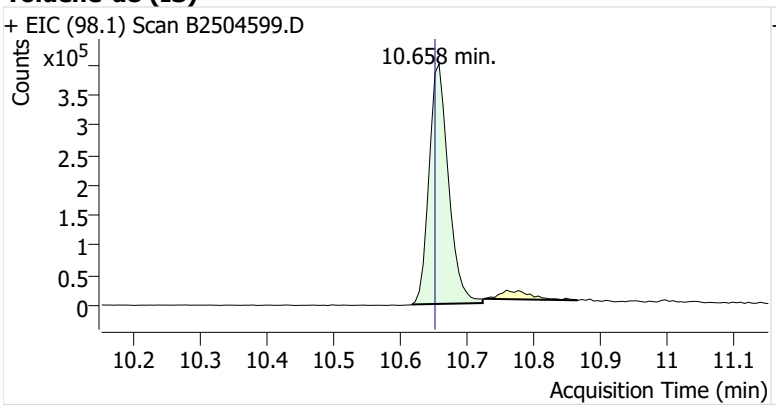

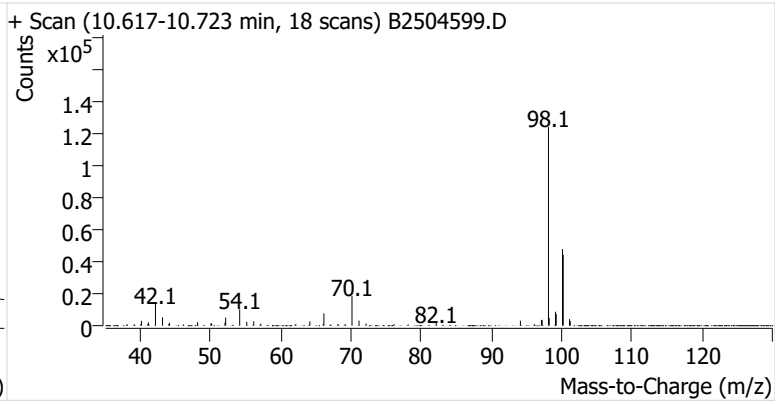

Toluene

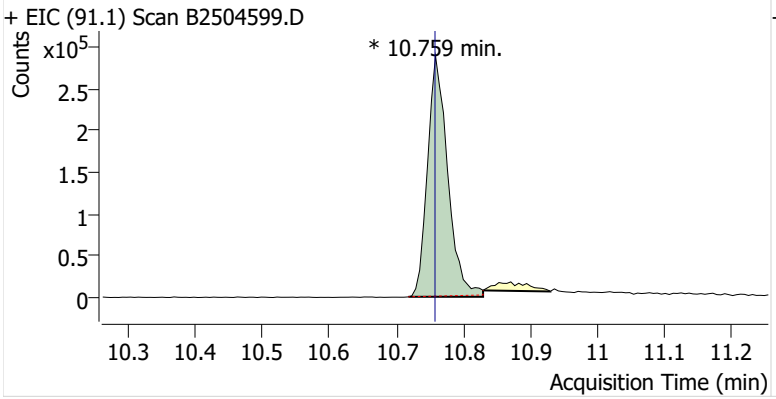

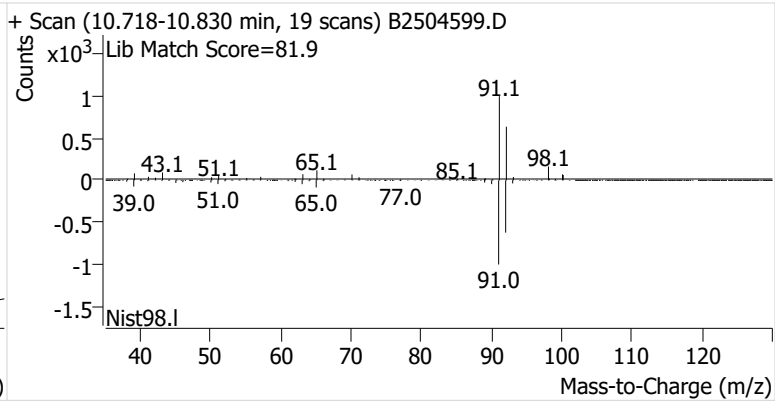

Ethylbenzene

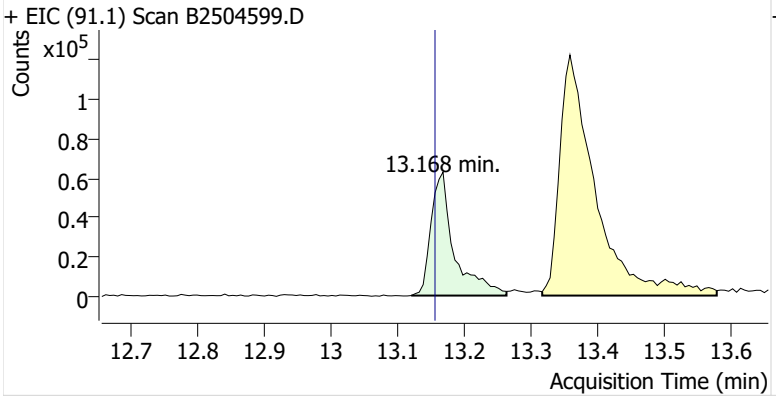

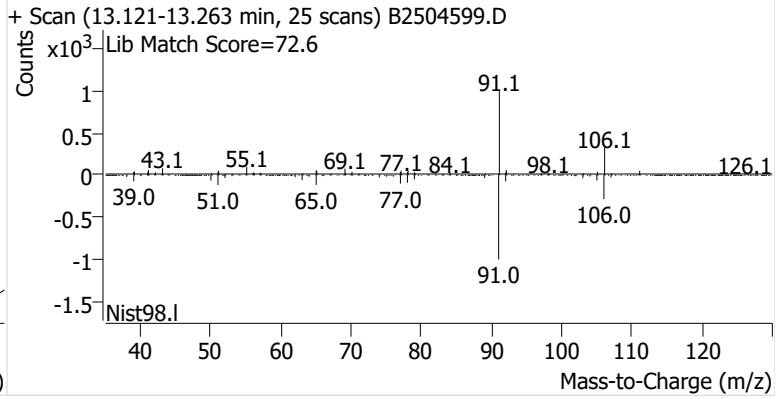

m-/p-Xylenes

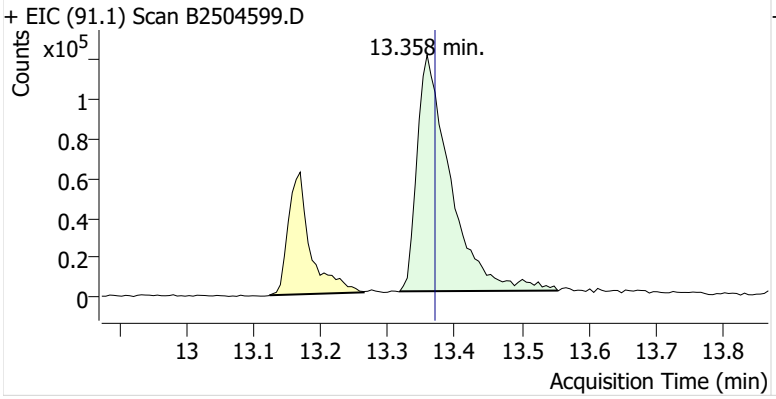

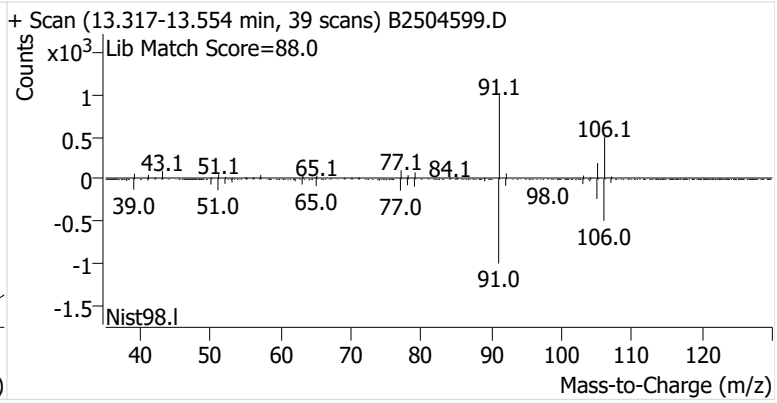

o-Xylene

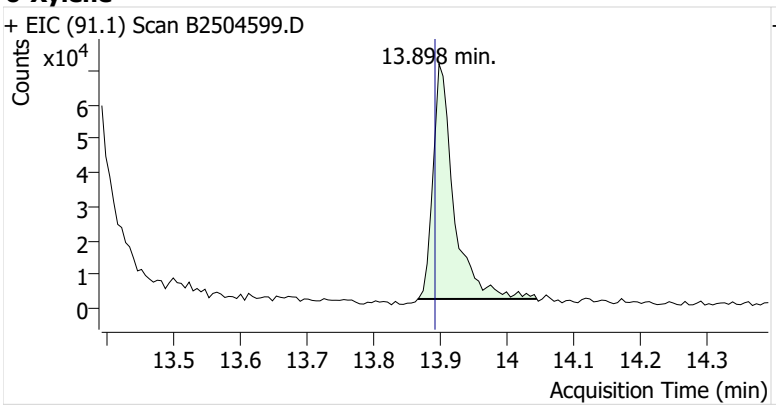
+ EIC (91.1) Scan B2504599.D
Counts
x10^4
13.898 min.
6
5
4
3
2
1
0
13.5
13.6
13.7
13.8
13.9
14
14.1
14.2
14.3
Acquisition Time (min)

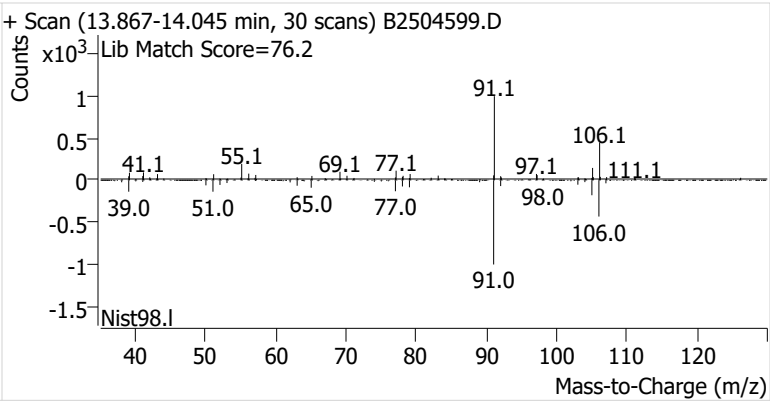
+ Scan (13.867-14.045 min, 30 scans) B2504599.D
Counts
x10^3
Lib Match Score=76.2
91.1
106.1
41.1
55.1
69.1
77.1
97.1
111.1
39.0
51.0
65.0
77.0
98.0
106.0
91.0
Nist98.l
1
0.5
0
-0.5
-1
-1.5
40
50
60
70
80
90
100
110
120
Mass-to-Charge (m/z)

Name	CGOSP-9-S-20250617
Comment	C38994
Data File	B2504600.D
Acq. Date-Time	7/8/2025 2:10:51 AM
Acq. Method File	M325B-TD
Tube Sorbent	Carbopack X
Analyze Quant Version	12.1
Report Quant Version	12.1

Sample Chromatogram

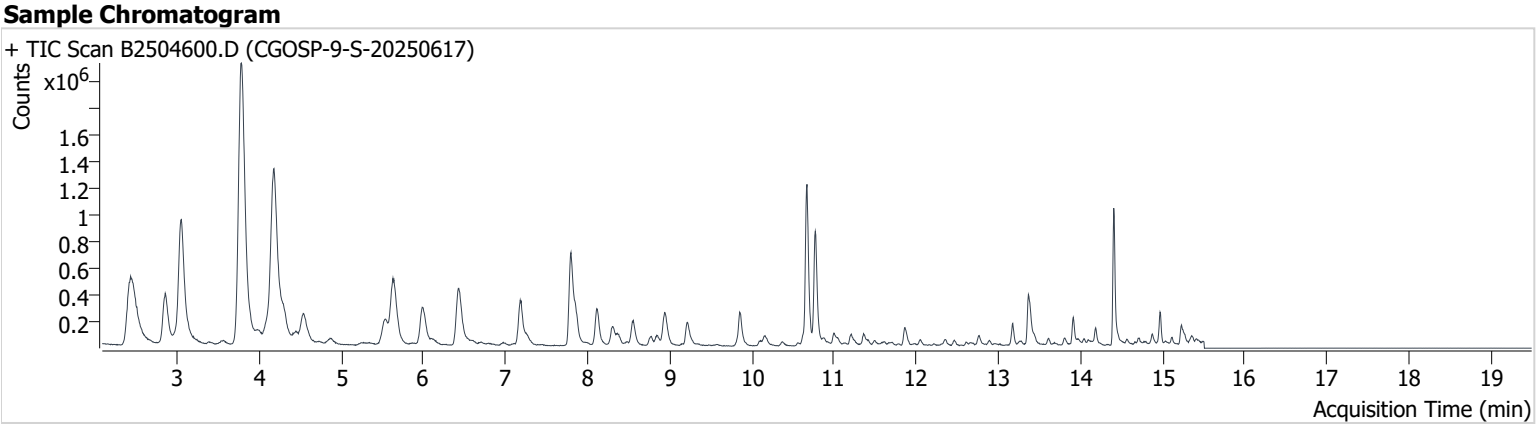

Name	ISTD	RT	ICAL RT	Resp.	Int. Flag
Benzene-d6 (IS)		7.797	7.779	1,258,395	
Benzene	Benzene-d6 (IS)	7.851	7.842	319,199	
Toluene-d8 (IS)		10.670	10.652	1,227,374	
Toluene	Toluene-d8 (IS)	10.771	10.758	881,713	
Ethylbenzene	Toluene-d8 (IS)	13.175	13.156	151,075	
m-/p-Xylenes	Toluene-d8 (IS)	13.364	13.370	429,319	
o-Xylene	Toluene-d8 (IS)	13.905	13.892	157,897	

Benzene-d6 (IS)

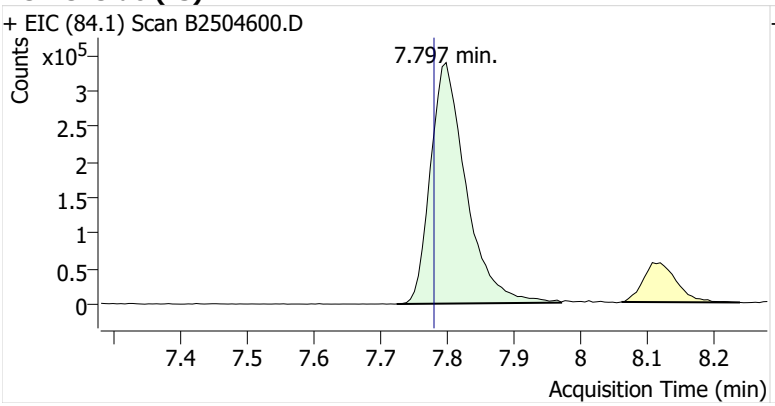

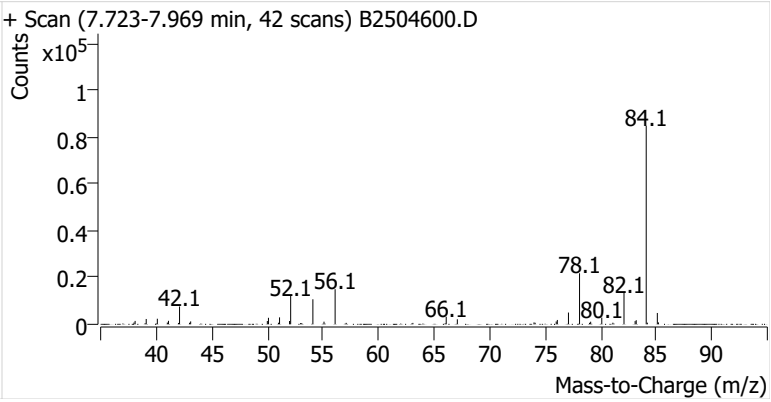

Benzene

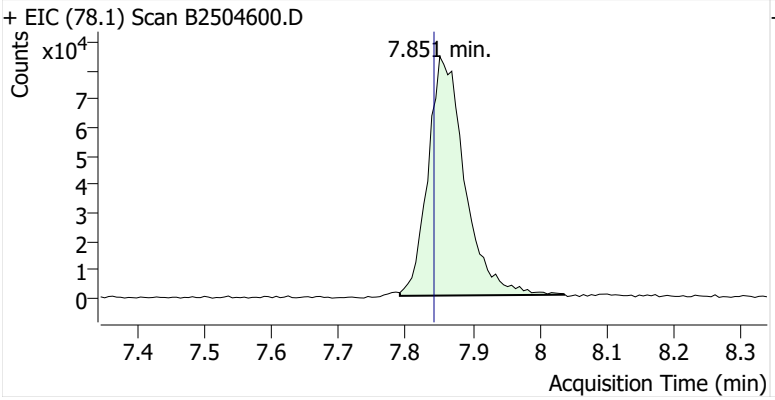

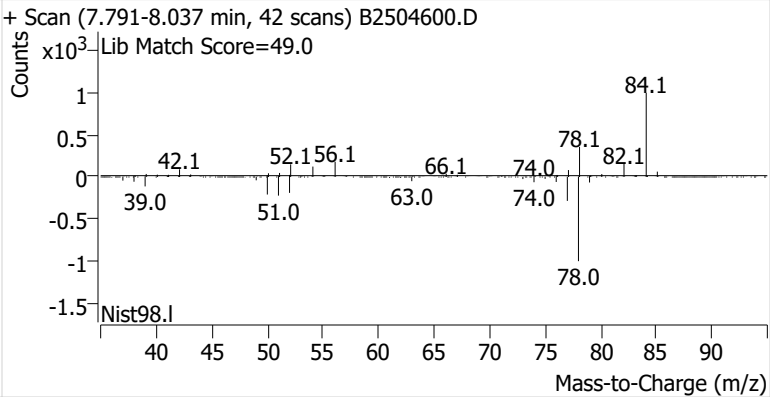

Toluene-d8 (IS)

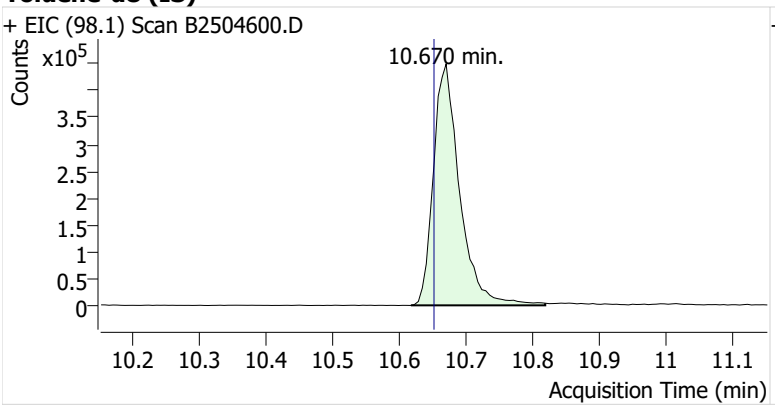

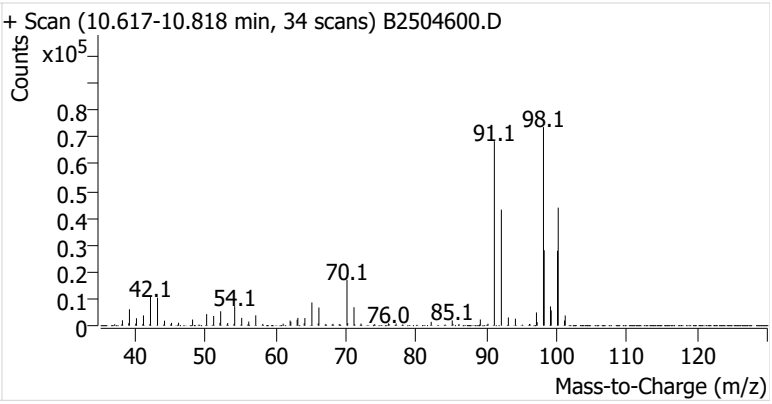

Toluene

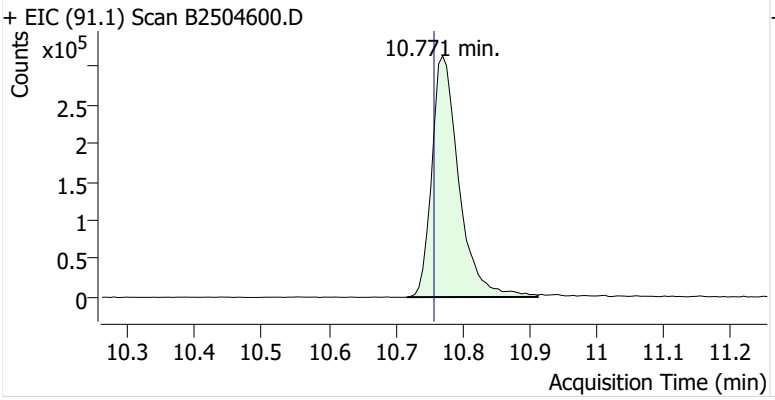

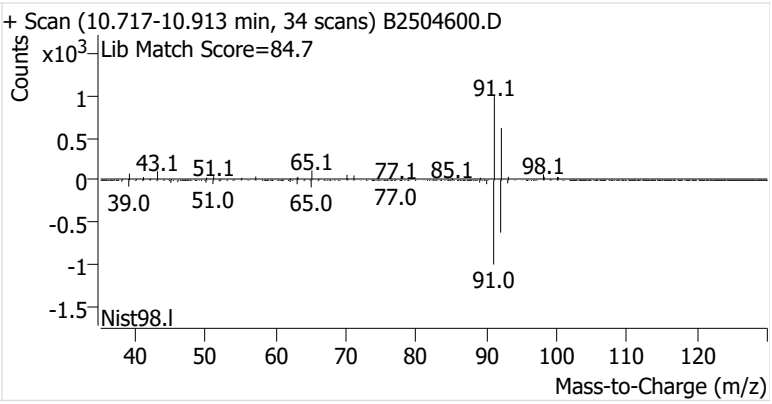

Ethylbenzene

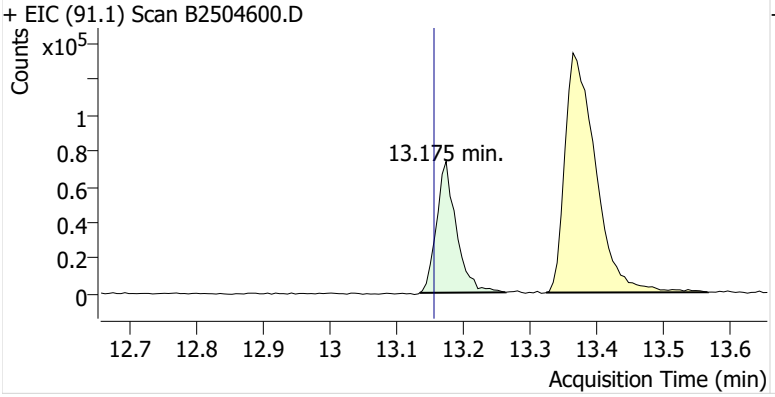

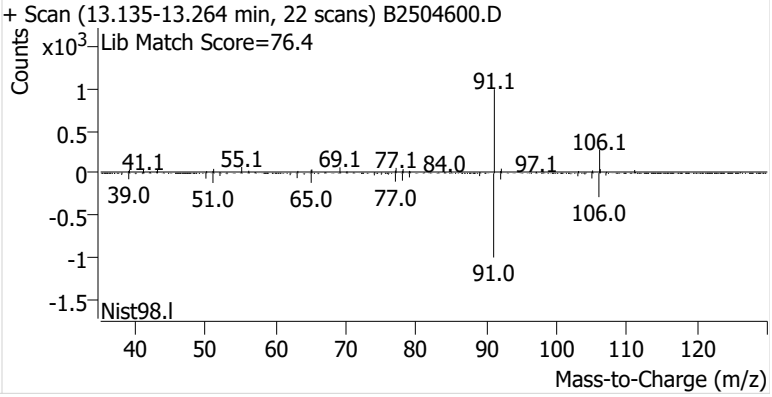

m-/p-Xylenes

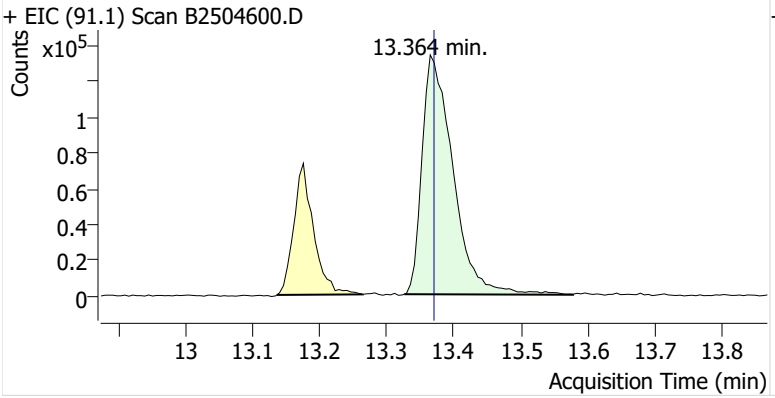

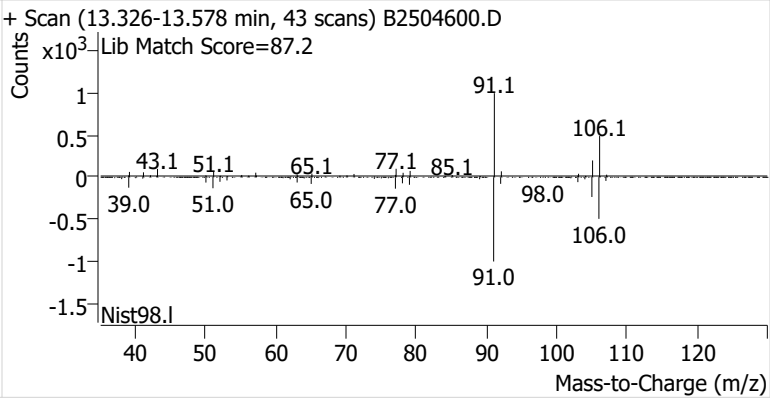

o-Xylene

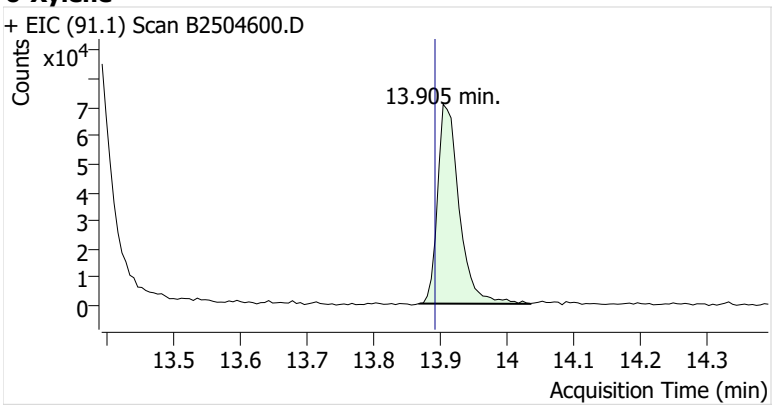
+ EIC (91.1) Scan B2504600.D
Counts
x10^4
13.905 min.
Acquisition Time (min)

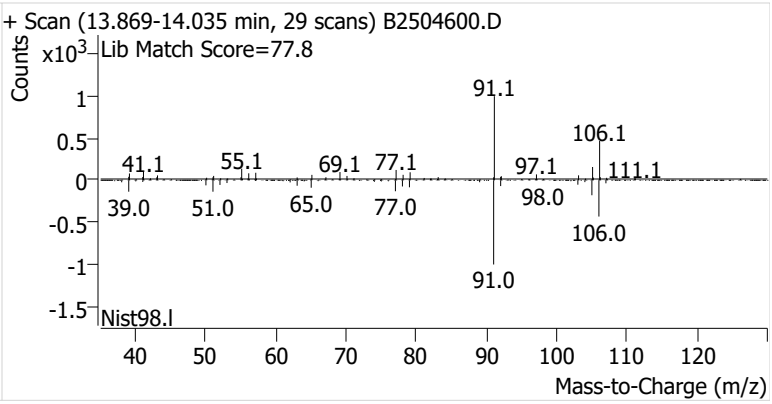
+ Scan (13.869-14.035 min, 29 scans) B2504600.D
Counts
x10^3
Lib Match Score=77.8
91.1
106.1
41.1
55.1
69.1
77.1
97.1
111.1
39.0
51.0
65.0
77.0
98.0
106.0
91.0
Nist98.l
Mass-to-Charge (m/z)

Name	CGOSP-9-D-20250617
Comment	C00668
Data File	B2504602.D
Acq. Date-Time	7/8/2025 3:25:35 AM
Acq. Method File	M325B-TD
Tube Sorbent	Carbopack X
Analyze Quant Version	12.1
Report Quant Version	12.1

Sample Chromatogram

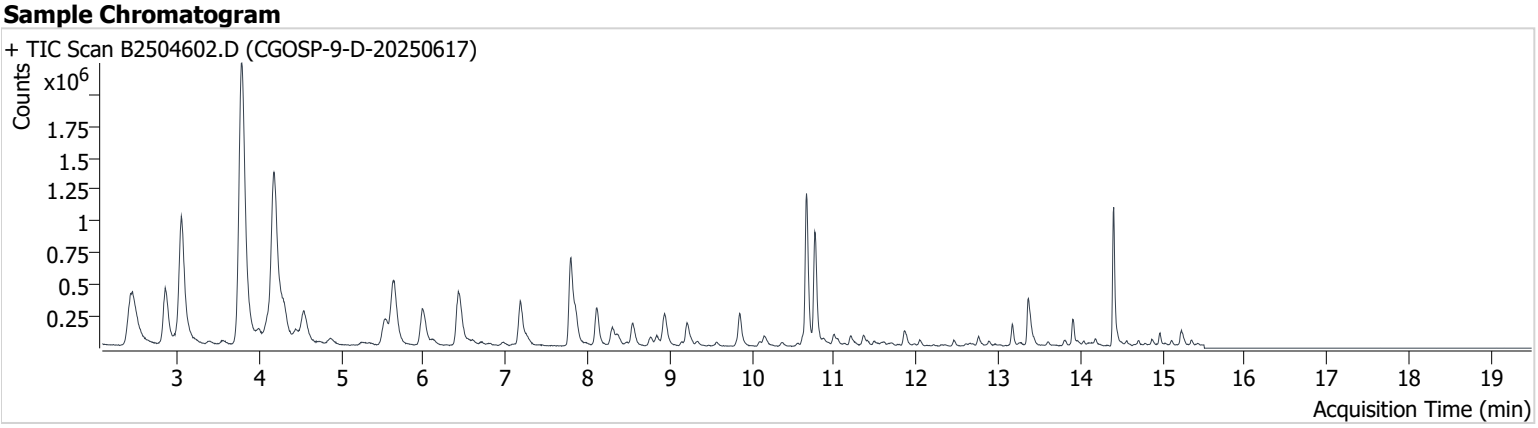

Name	ISTD	RT	ICAL RT	Resp.	Int. Flag
Benzene-d6 (IS)		7.797	7.779	1,278,245	
Benzene	Benzene-d6 (IS)	7.850	7.842	374,598	
Toluene-d8 (IS)		10.664	10.652	1,232,769	
Toluene	Toluene-d8 (IS)	10.765	10.758	941,562	
Ethylbenzene	Toluene-d8 (IS)	13.174	13.156	162,244	
m-/p-Xylenes	Toluene-d8 (IS)	13.364	13.370	415,352	
o-Xylene	Toluene-d8 (IS)	13.910	13.892	168,752	

Benzene-d6 (IS)

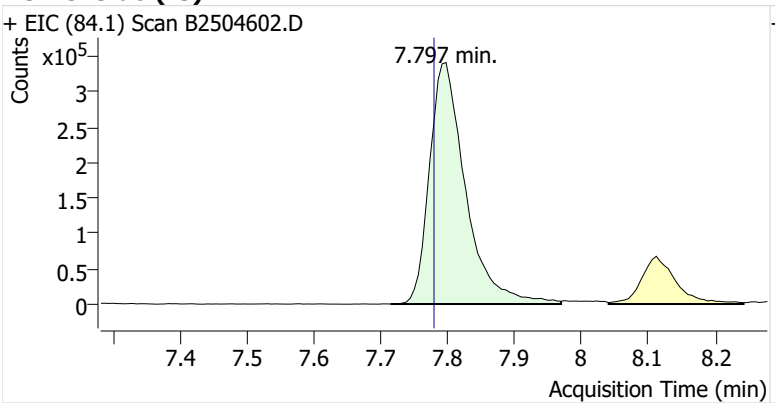

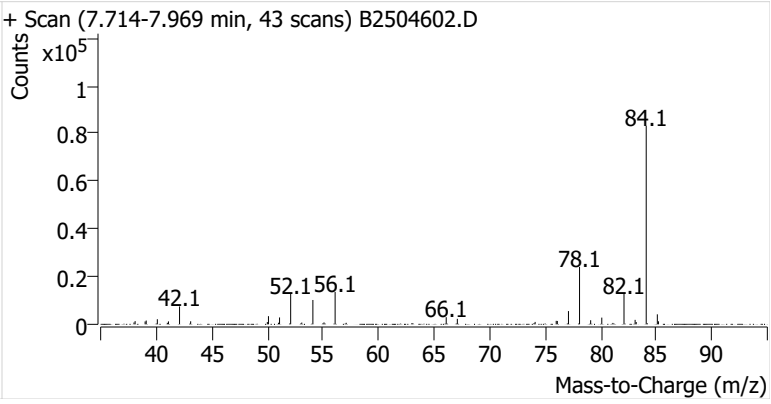

Benzene

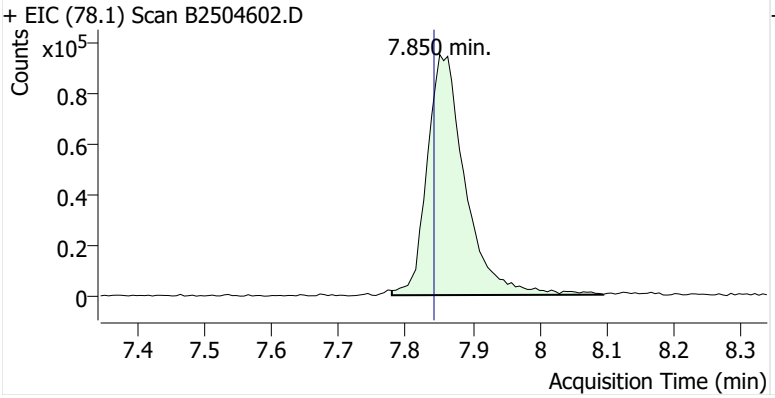

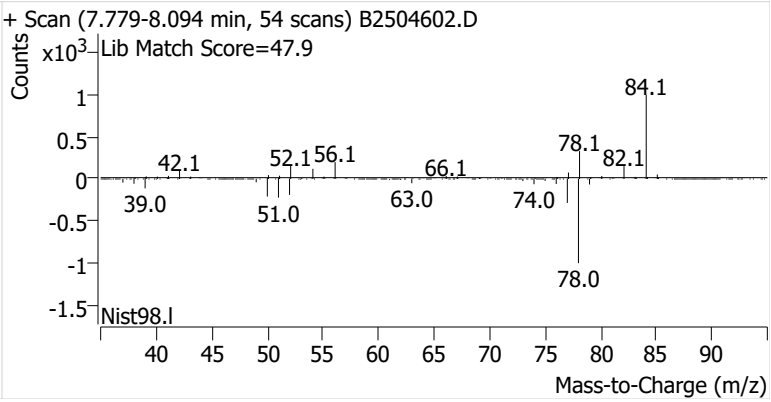

Toluene-d8 (IS)

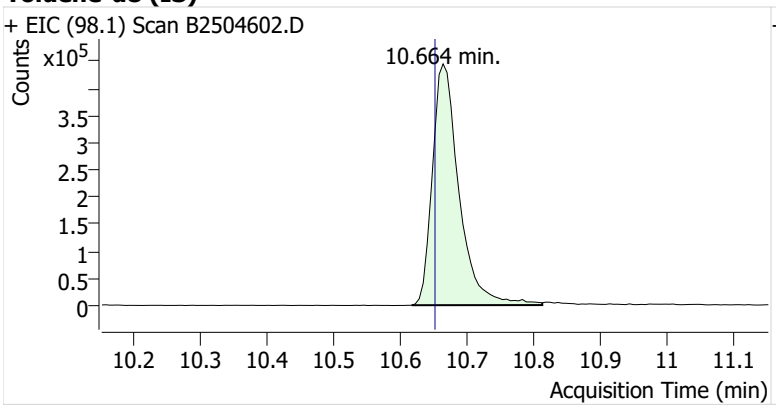

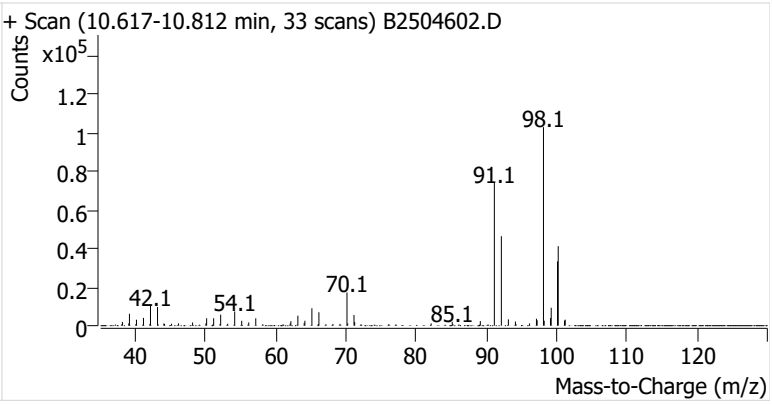

Toluene

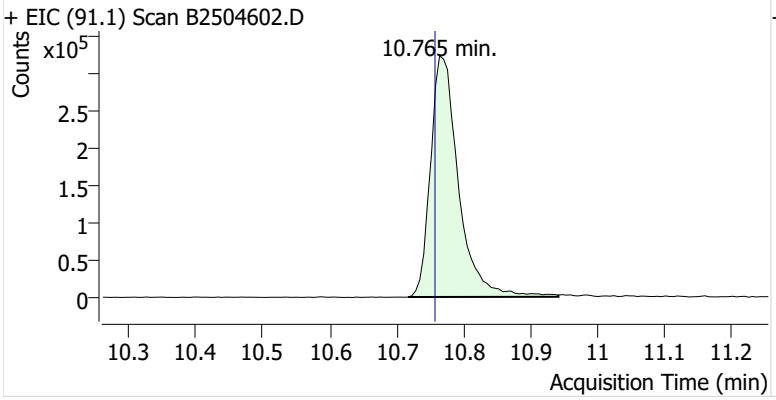

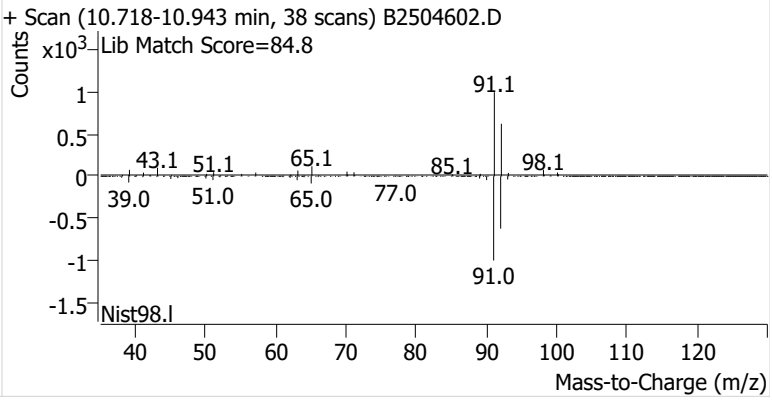

Ethylbenzene

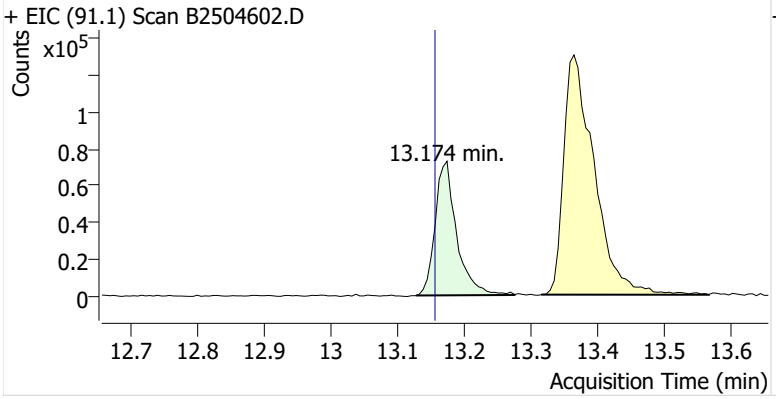

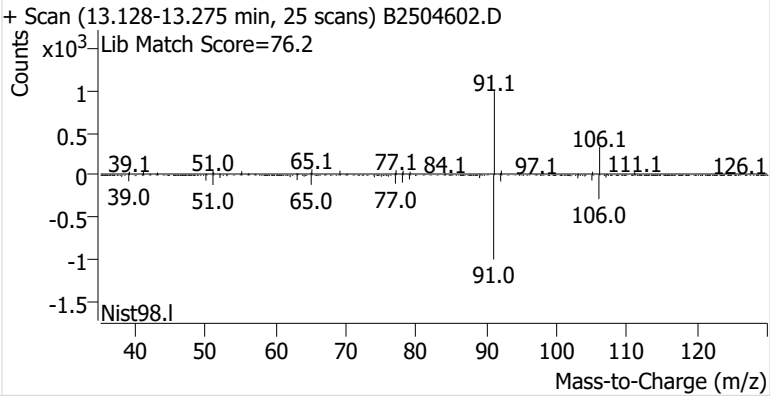

m-/p-Xylenes

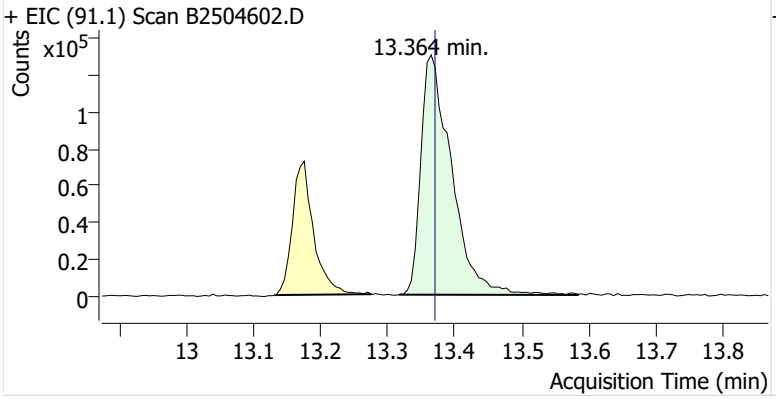

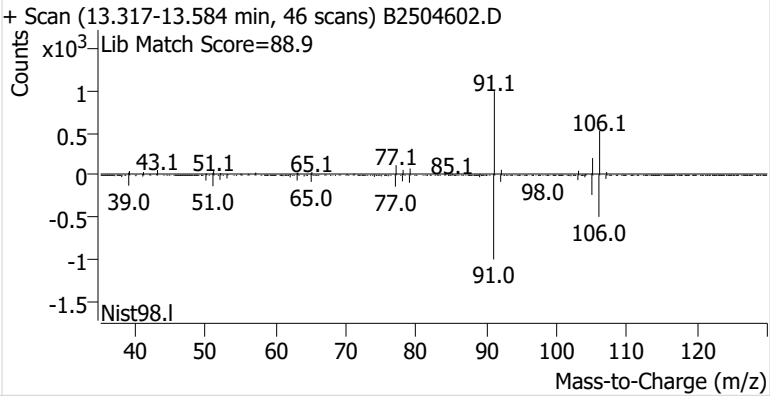

o-Xylene

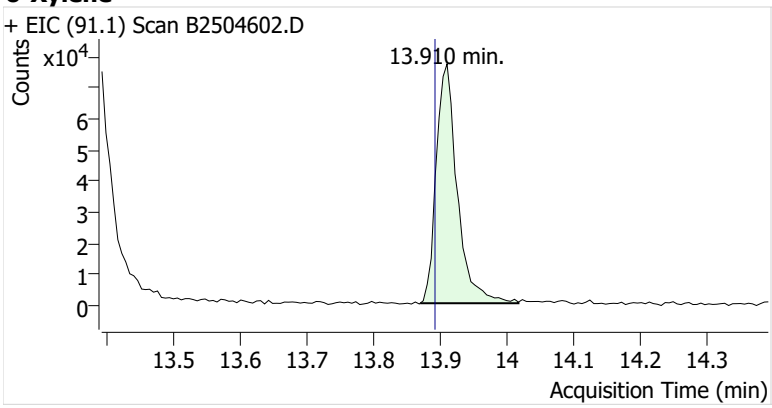
+ EIC (91.1) Scan B2504602.D
Counts
x10^4
13.910 min.
6
5
4
3
2
1
0
13.5
13.6
13.7
13.8
13.9
14
14.1
14.2
14.3
Acquisition Time (min)

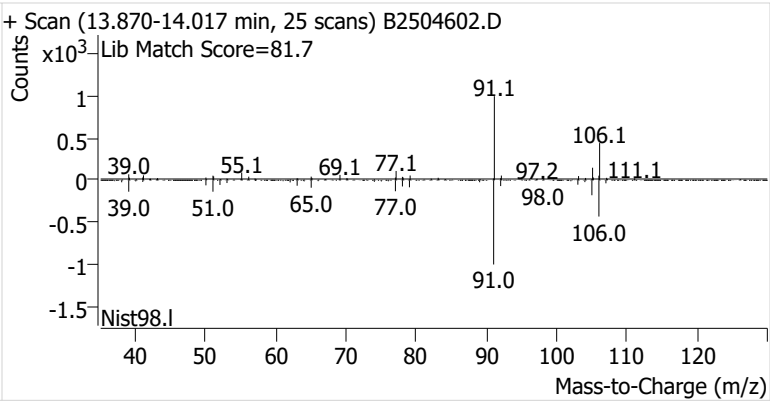
+ Scan (13.870-14.017 min, 25 scans) B2504602.D
Counts
x10^3
Lib Match Score=81.7
91.1
106.1
39.0
55.1
69.1
77.1
97.2
111.1
39.0
51.0
65.0
77.0
98.0
106.0
91.0
Nist98.l
1
0.5
0
-0.5
-1
-1.5
40
50
60
70
80
90
100
110
120
Mass-to-Charge (m/z)

Name	CGOSP-10-S-20250617
Comment	B35481
Data File	B2504603.D
Acq. Date-Time	7/8/2025 4:02:57 AM
Acq. Method File	M325B-TD
Tube Sorbent	Carbopack X
Analyze Quant Version	12.1
Report Quant Version	12.1

Sample Chromatogram

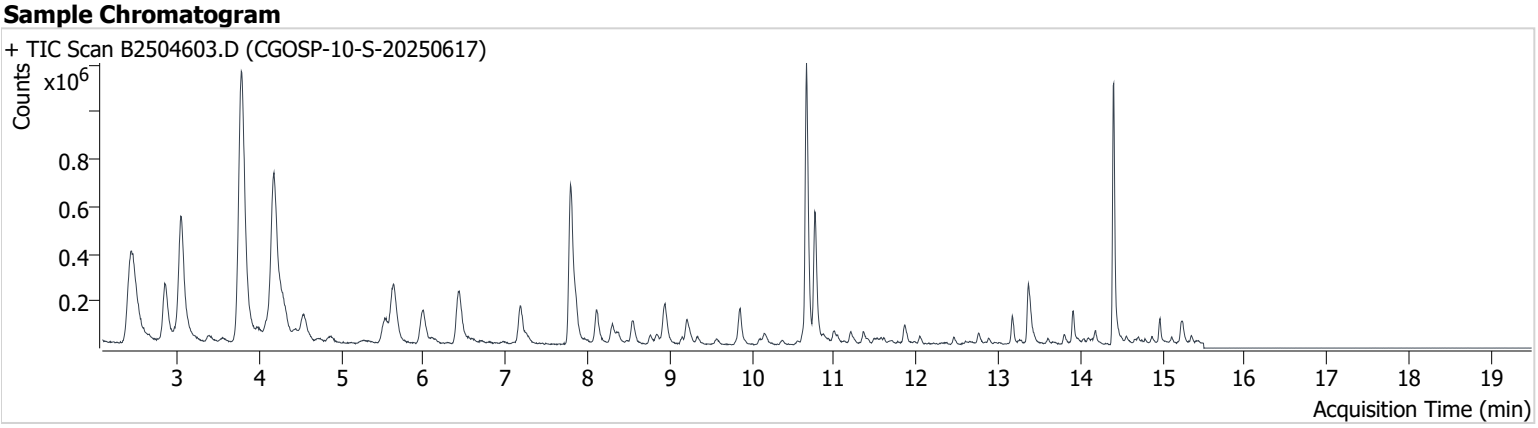

Name	ISTD	RT	ICAL RT	Resp.	Int. Flag
Benzene-d6 (IS)		7.791	7.779	1,236,282	
Benzene	Benzene-d6 (IS)	7.857	7.842	228,243	
Toluene-d8 (IS)		10.664	10.652	1,192,423	
Toluene	Toluene-d8 (IS)	10.765	10.758	558,342	
Ethylbenzene	Toluene-d8 (IS)	13.169	13.156	117,203	
m-/p-Xylenes	Toluene-d8 (IS)	13.365	13.370	292,866	
o-Xylene	Toluene-d8 (IS)	13.911	13.892	112,770	

Benzene-d6 (IS)

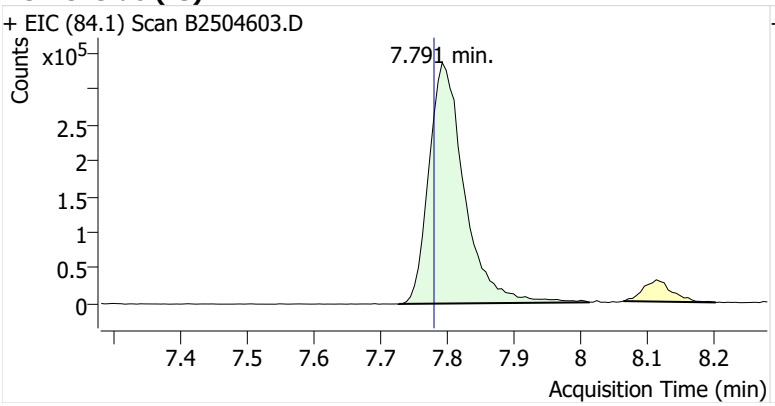

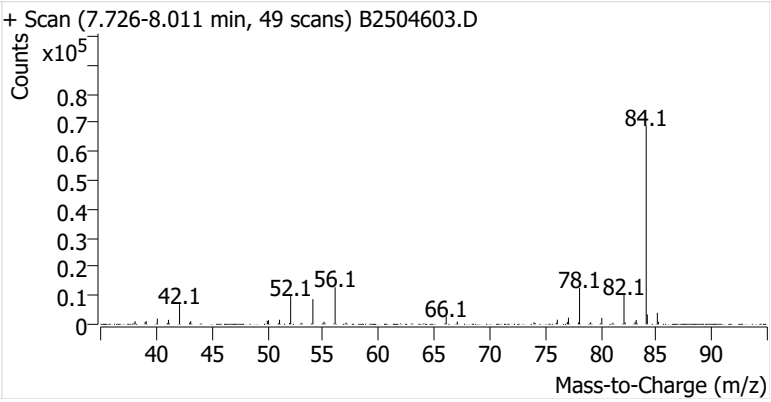

Benzene

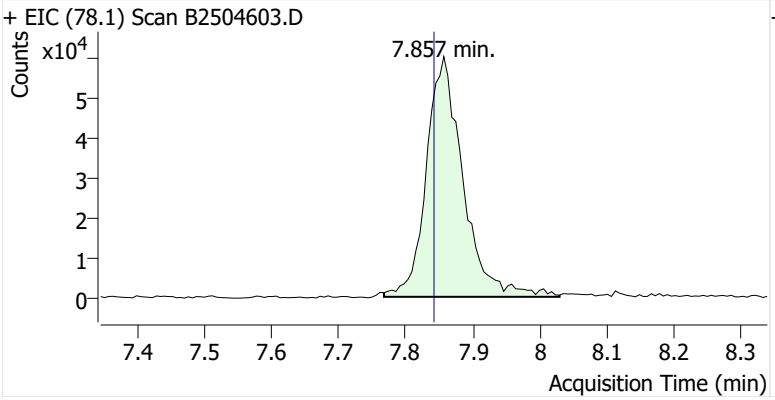

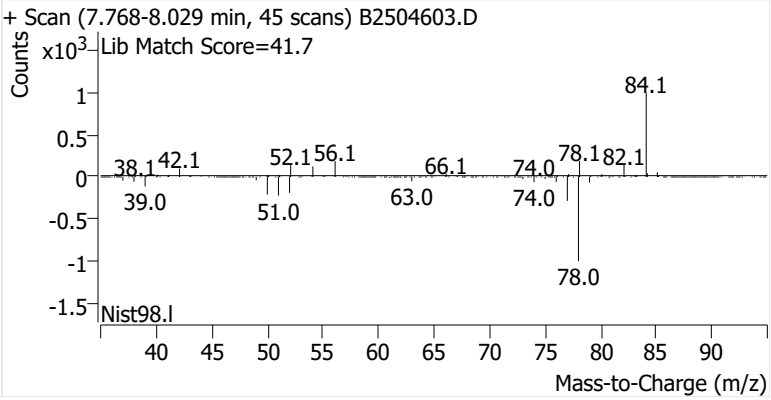

Toluene-d8 (IS)

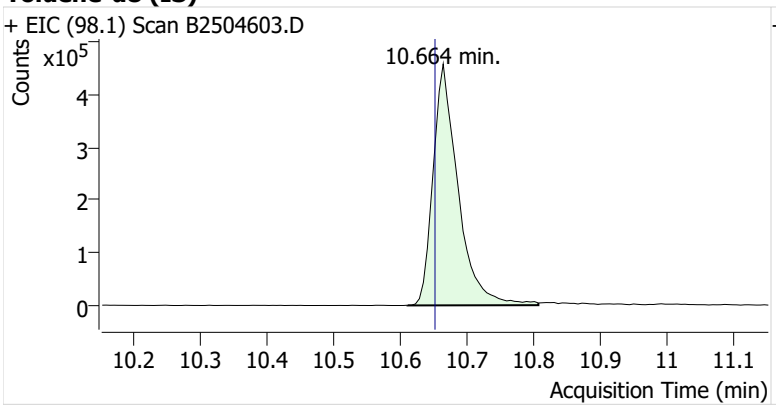

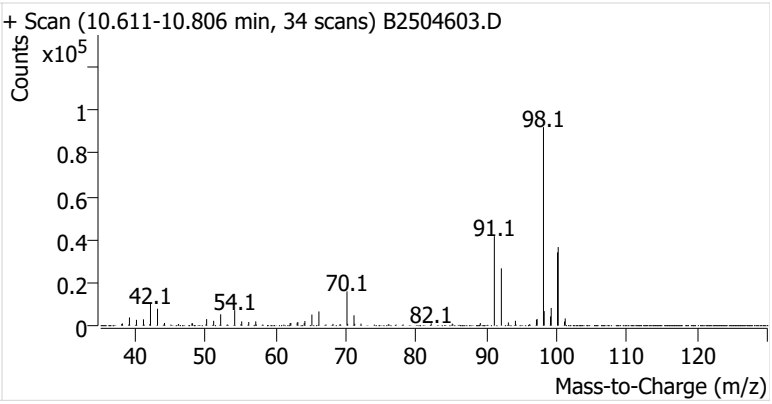

Toluene

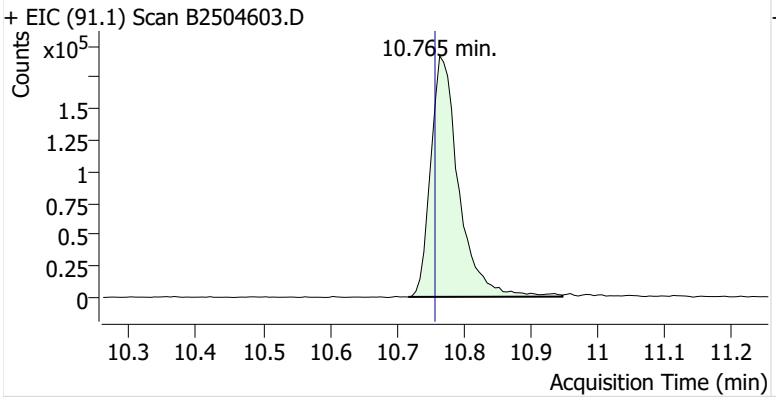

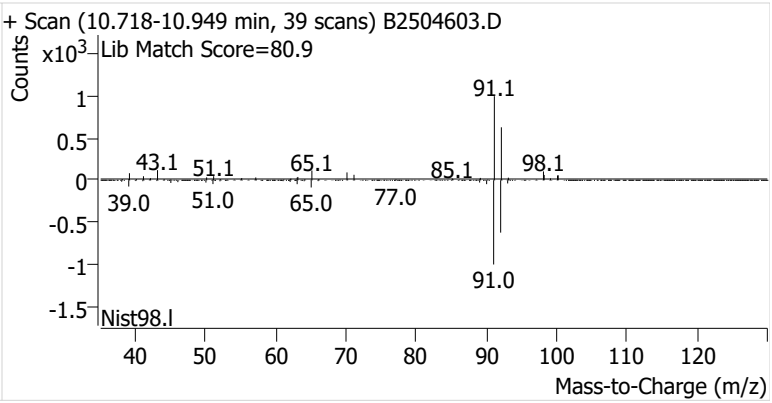

Ethylbenzene

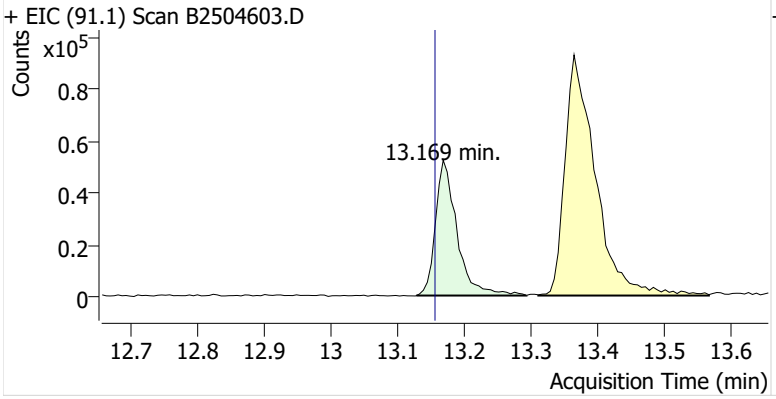

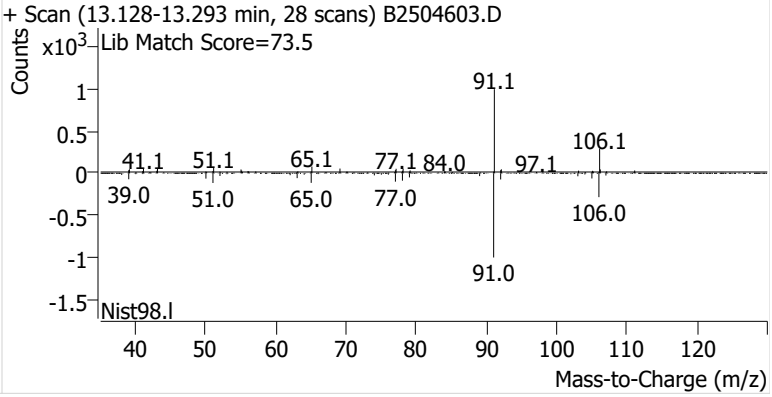

m-/p-Xylenes

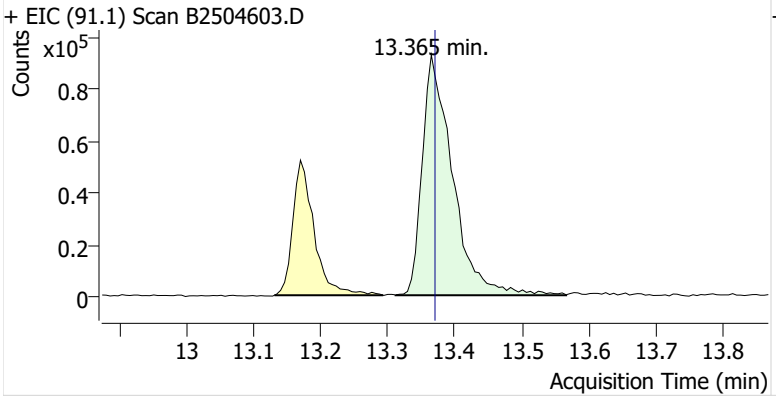

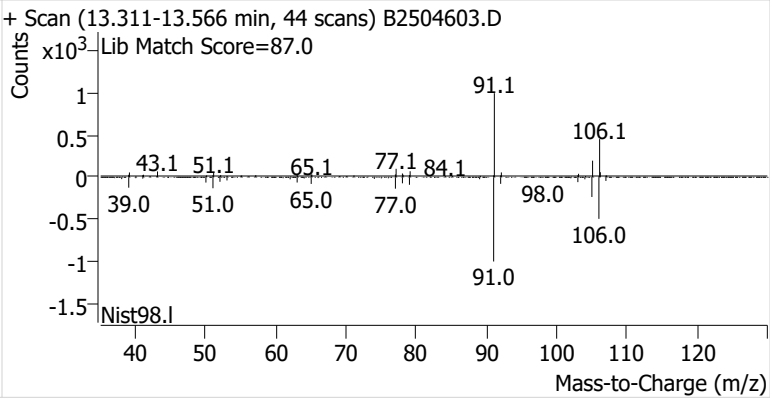

o-Xylene

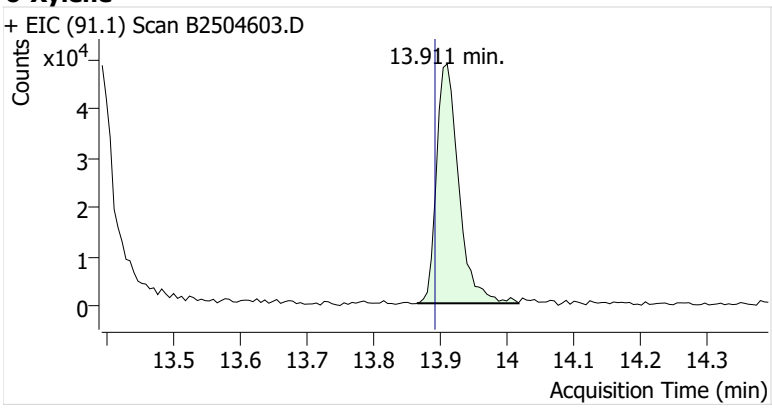
+ EIC (91.1) Scan B2504603.D
Counts
x10^4
13.911 min.
4
3
2
1
0
13.5
13.6
13.7
13.8
13.9
14
14.1
14.2
14.3
Acquisition Time (min)

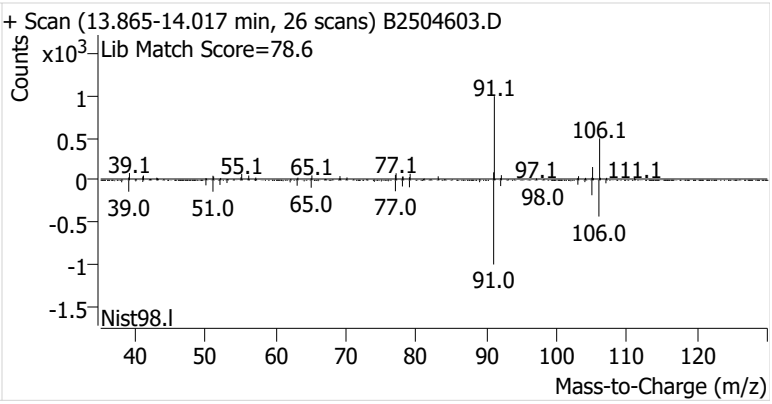
+ Scan (13.865-14.017 min, 26 scans) B2504603.D
Counts
x10^3
Lib Match Score=78.6
91.1
106.1
39.1
55.1
65.1
77.1
97.1
111.1
39.0
51.0
65.0
77.0
98.0
106.0
91.0
Nist98.l
1
0.5
0
-0.5
-1
-1.5
40
50
60
70
80
90
100
110
120
Mass-to-Charge (m/z)

Name	CGOSP-11-S-20250617
Comment	C20439
Data File	B2504604.D
Acq. Date-Time	7/8/2025 4:40:19 AM
Acq. Method File	M325B-TD
Tube Sorbent	Carbopack X
Analyze Quant Version	12.1
Report Quant Version	12.1

Sample Chromatogram

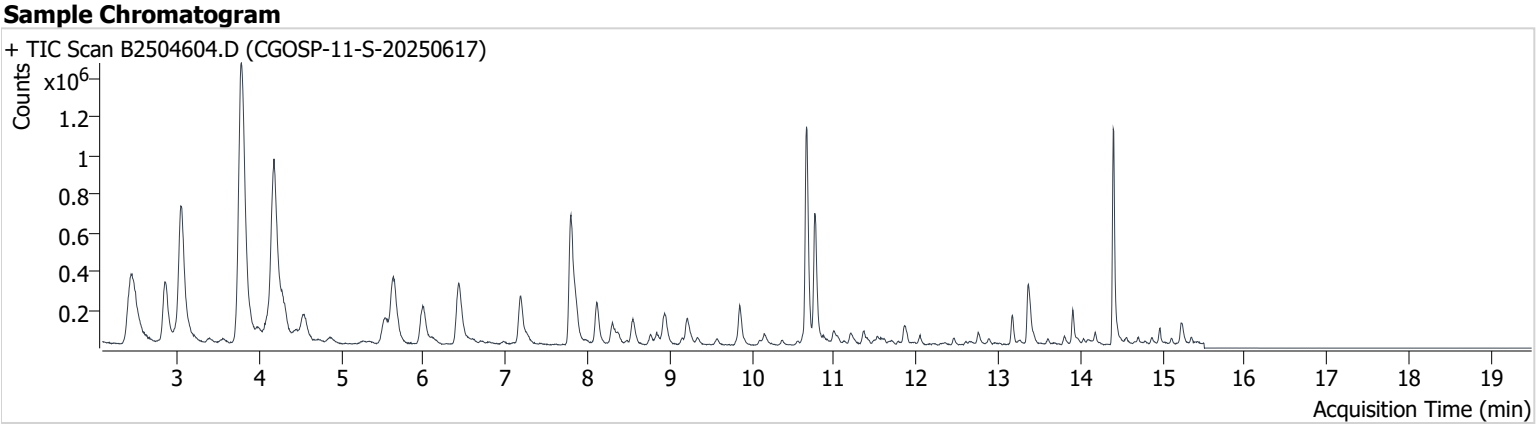

Name	ISTD	RT	ICAL RT	Resp.	Int. Flag
Benzene-d6 (IS)		7.797	7.779	1,225,720	
Benzene	Benzene-d6 (IS)	7.856	7.842	283,423	
Toluene-d8 (IS)		10.670	10.652	1,164,810	
Toluene	Toluene-d8 (IS)	10.765	10.758	720,505	
Ethylbenzene	Toluene-d8 (IS)	13.169	13.156	149,346	
m-/p-Xylenes	Toluene-d8 (IS)	13.364	13.370	365,286	
o-Xylene	Toluene-d8 (IS)	13.905	13.892	142,994	

Benzene-d6 (IS)

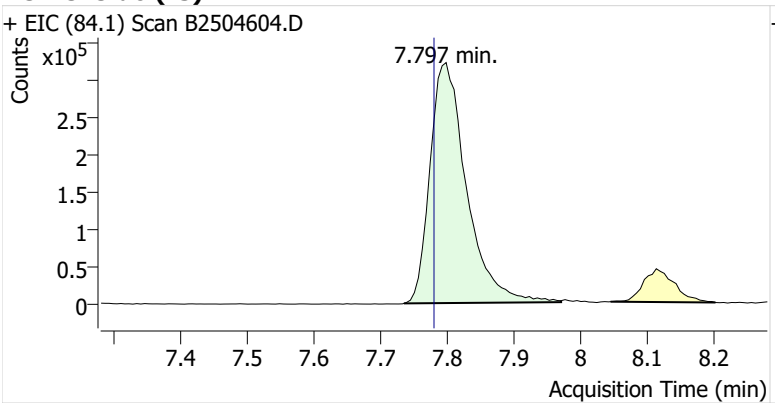

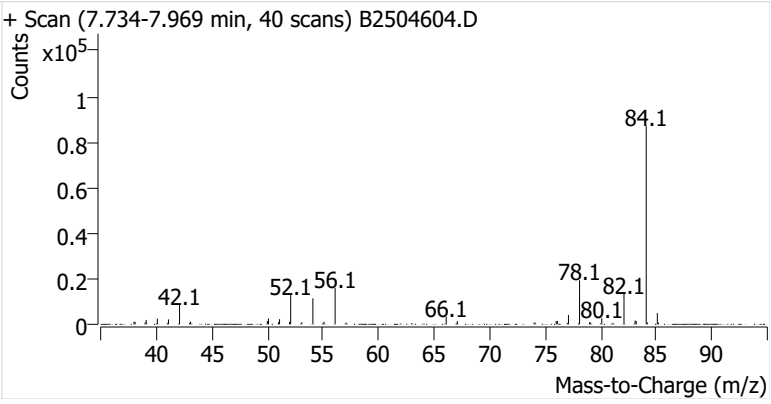

Benzene

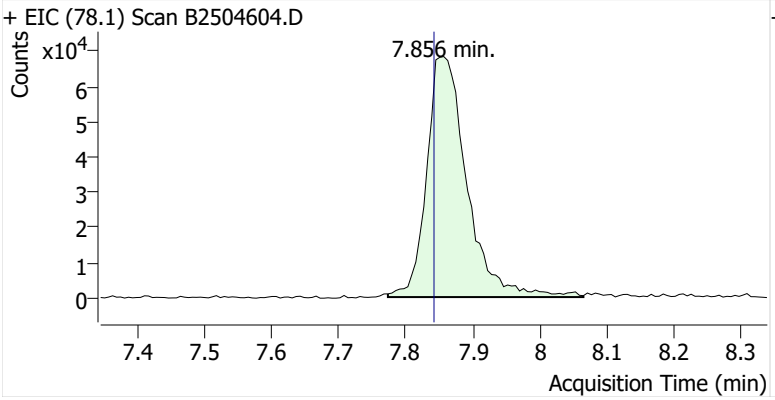

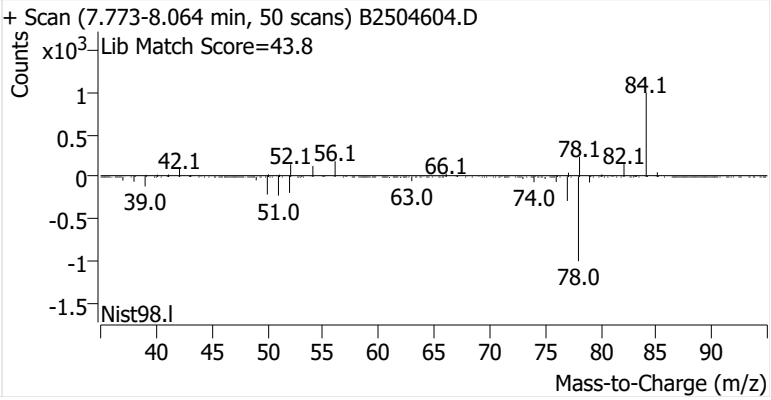

Toluene-d8 (IS)

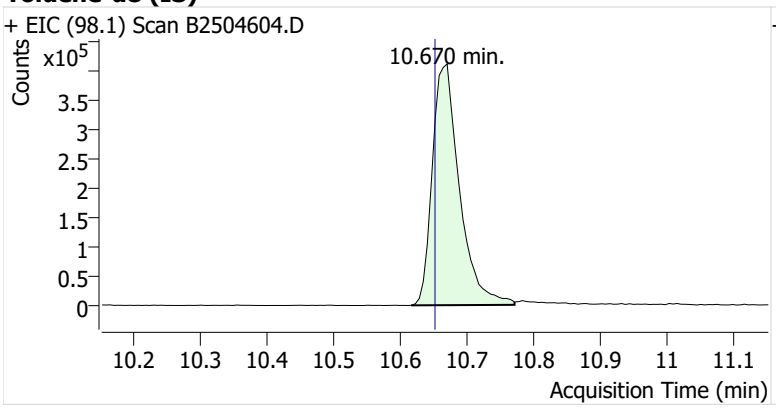

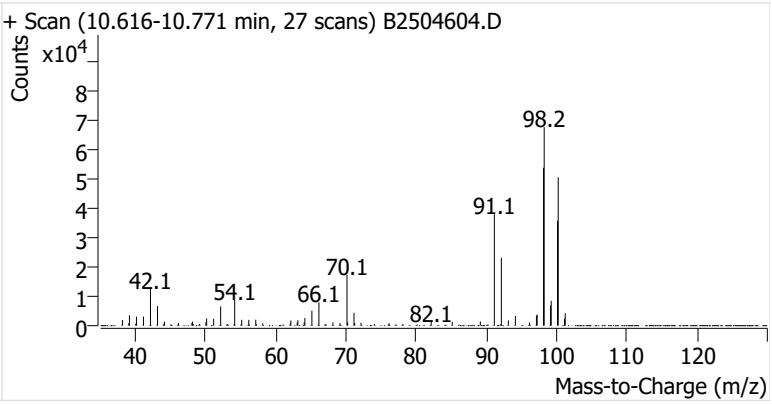

Toluene

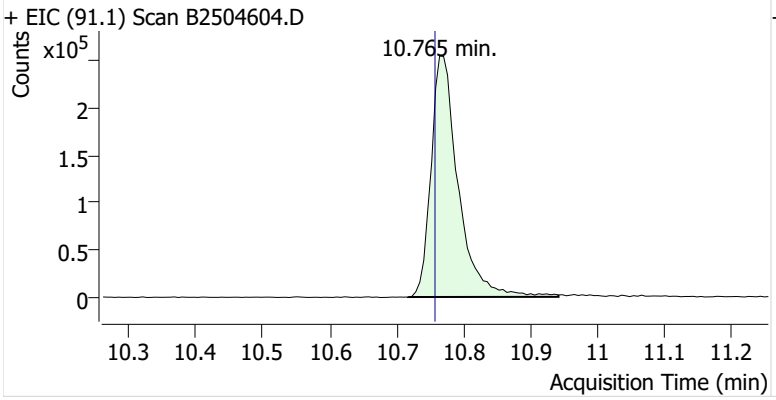

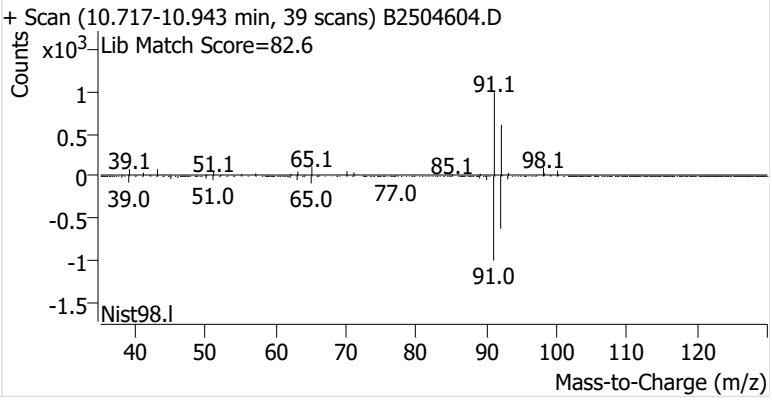

Ethylbenzene

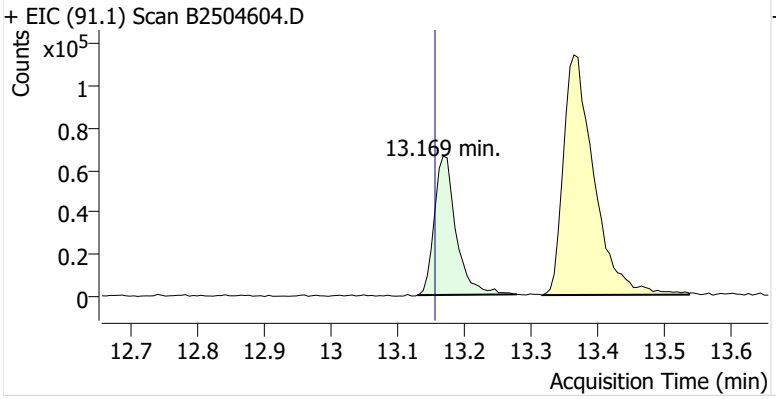

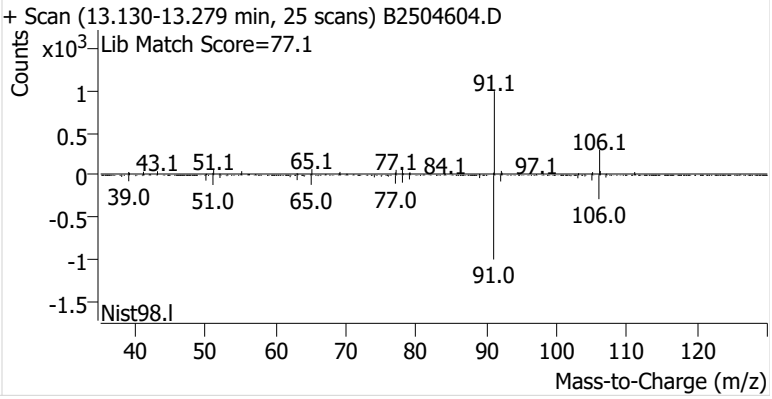

m-/p-Xylenes

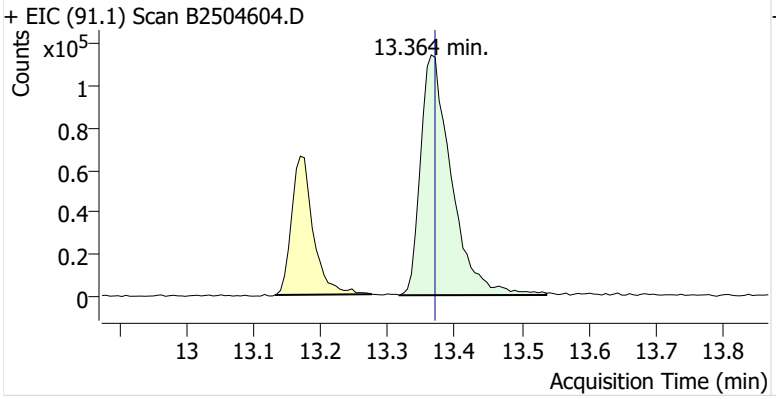

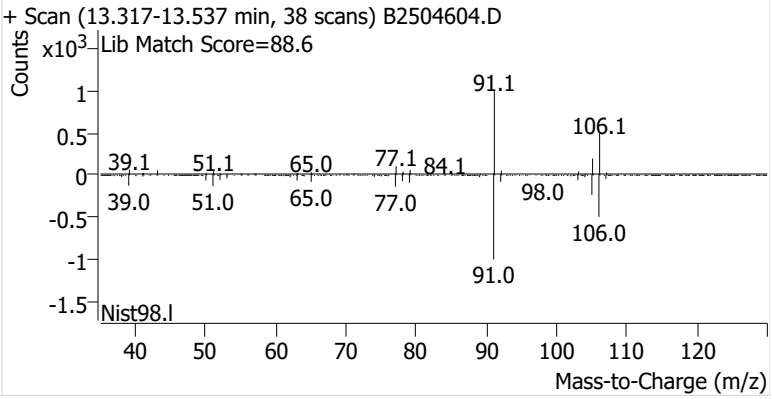

o-Xylene

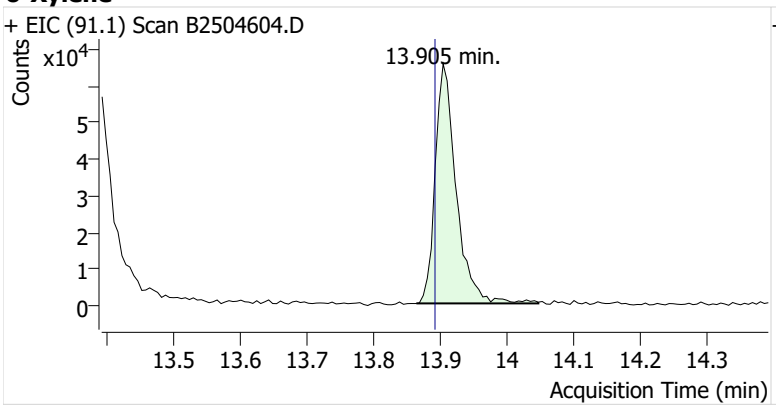
+ EIC (91.1) Scan B2504604.D
Counts
x10^4
13.905 min.
5
4
3
2
1
0
13.5
13.6
13.7
13.8
13.9
14
14.1
14.2
14.3
Acquisition Time (min)

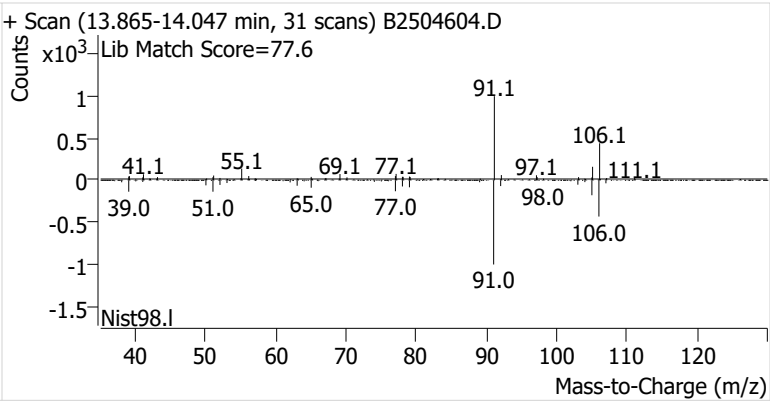
+ Scan (13.865-14.047 min, 31 scans) B2504604.D
Counts
x10^3
Lib Match Score=77.6
91.1
106.1
41.1
55.1
69.1
77.1
97.1
111.1
39.0
51.0
65.0
77.0
98.0
106.0
91.0
Nist98.l
1
0.5
0
-0.5
-1
-1.5
40
50
60
70
80
90
100
110
120
Mass-to-Charge (m/z)

Name	CGOSP-12-S-20250617
Comment	C17205
Data File	B2504605.D
Acq. Date-Time	7/8/2025 5:17:40 AM
Acq. Method File	M325B-TD
Tube Sorbent	Carbopack X
Analyze Quant Version	12.1
Report Quant Version	12.1

Sample Chromatogram

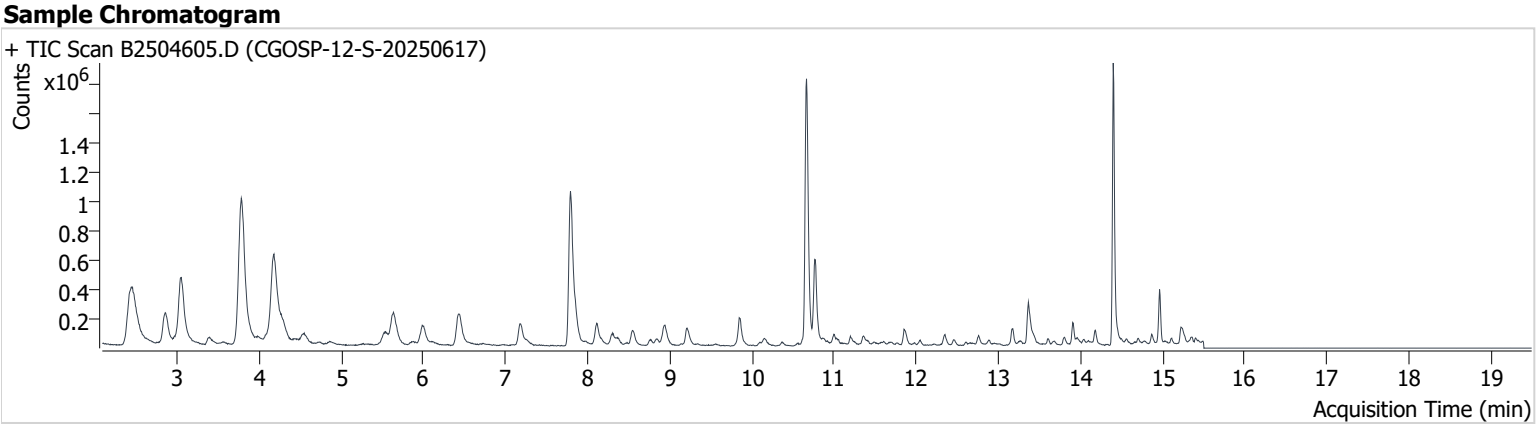

Name	ISTD	RT	ICAL RT	Resp.	Int. Flag
Benzene-d6 (IS)		7.791	7.779	1,923,742	
Benzene	Benzene-d6 (IS)	7.845	7.842	236,708	
Toluene-d8 (IS)		10.664	10.652	1,877,757	
Toluene	Toluene-d8 (IS)	10.765	10.758	601,038	
Ethylbenzene	Toluene-d8 (IS)	13.175	13.156	109,013	
m-/p-Xylenes	Toluene-d8 (IS)	13.364	13.370	303,667	
o-Xylene	Toluene-d8 (IS)	13.905	13.892	113,351	

Benzene-d6 (IS)

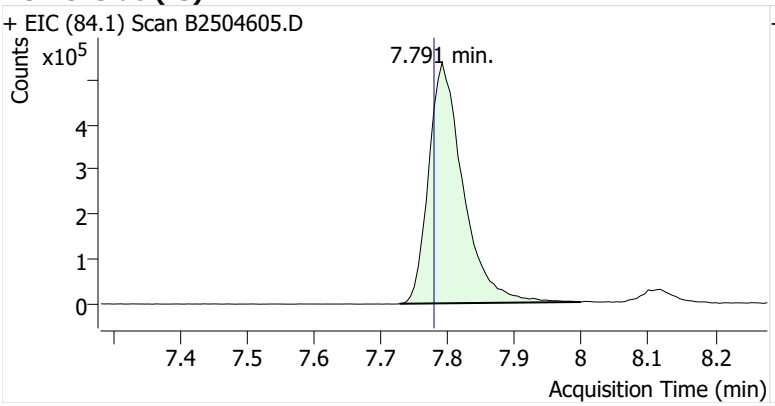

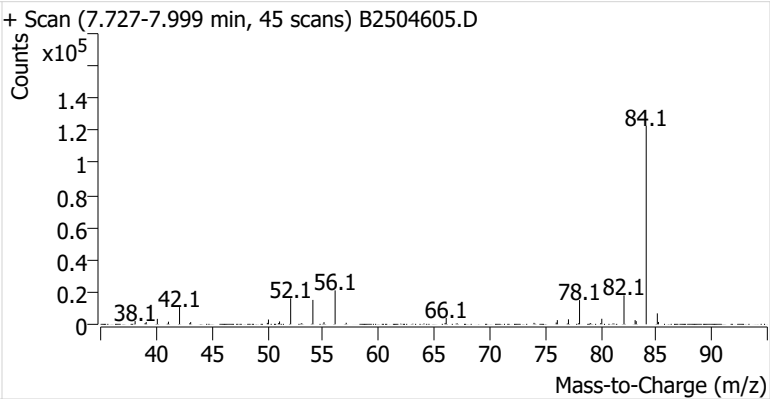

Benzene

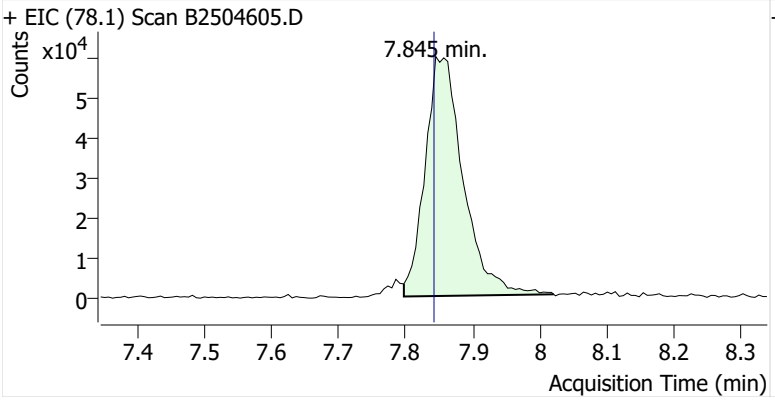

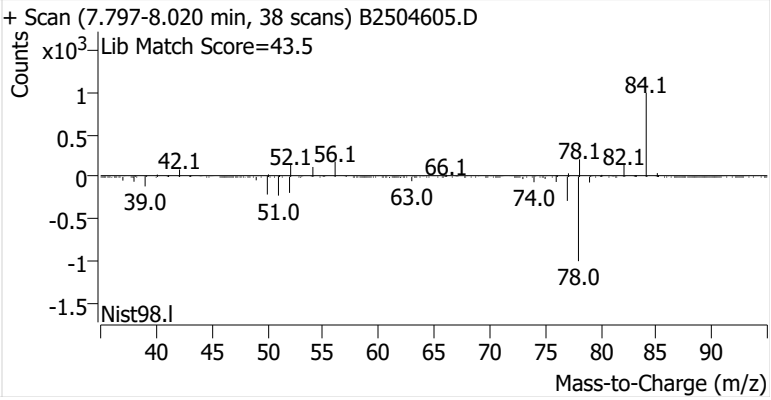

Toluene-d8 (IS)

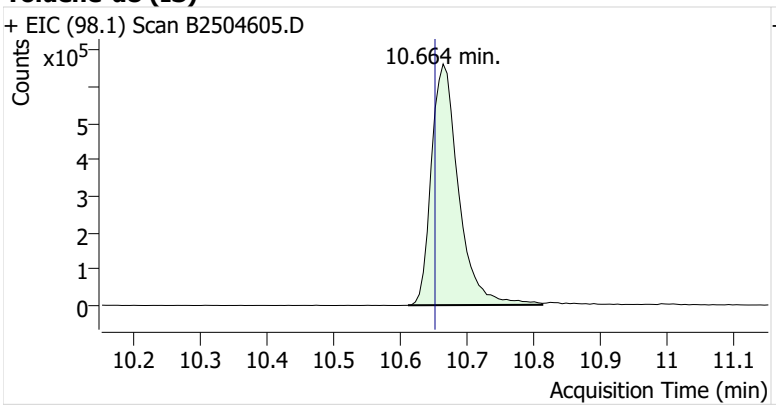

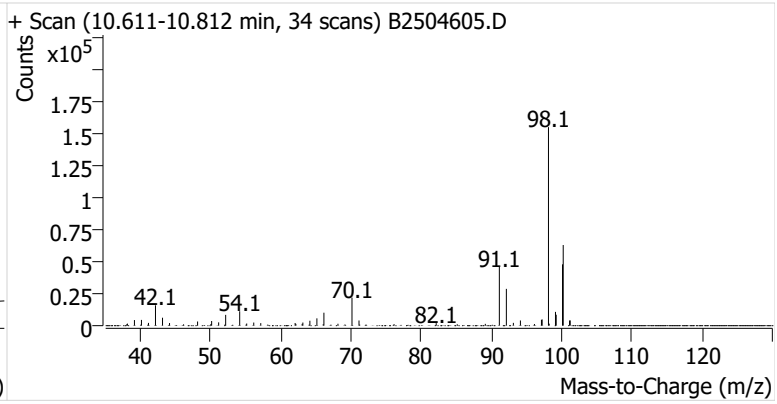

Toluene

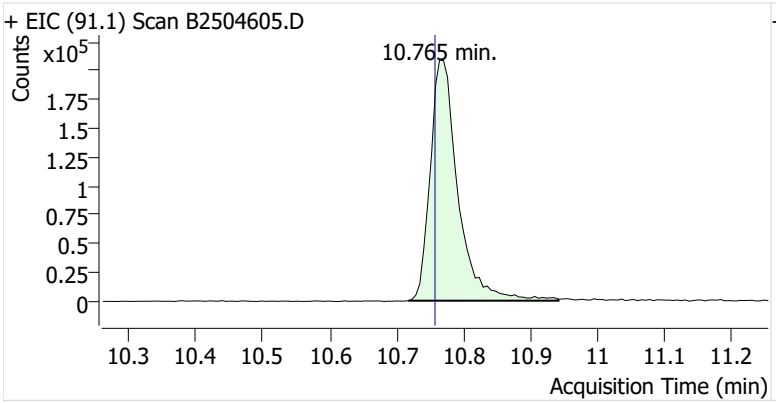

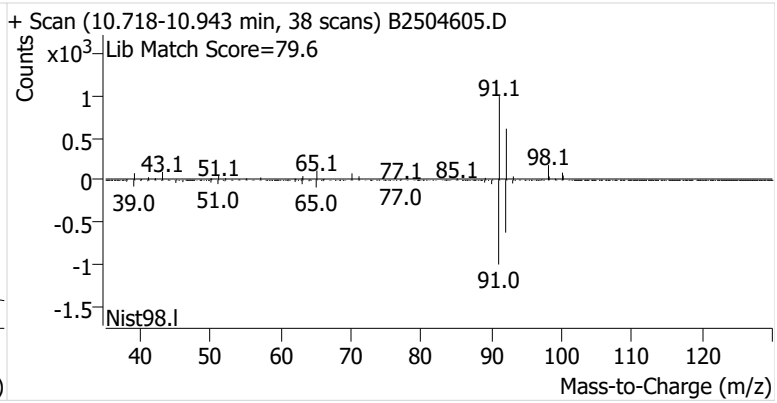

Ethylbenzene

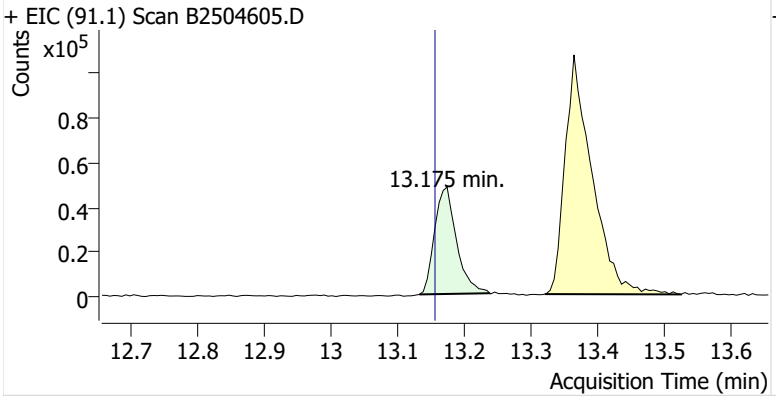

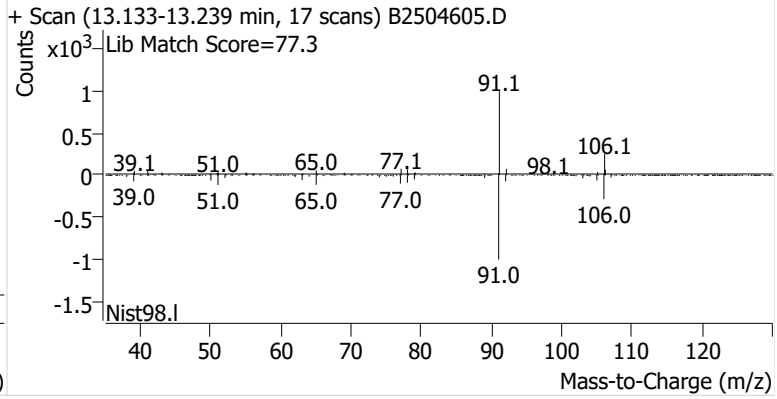

m-/p-Xylenes

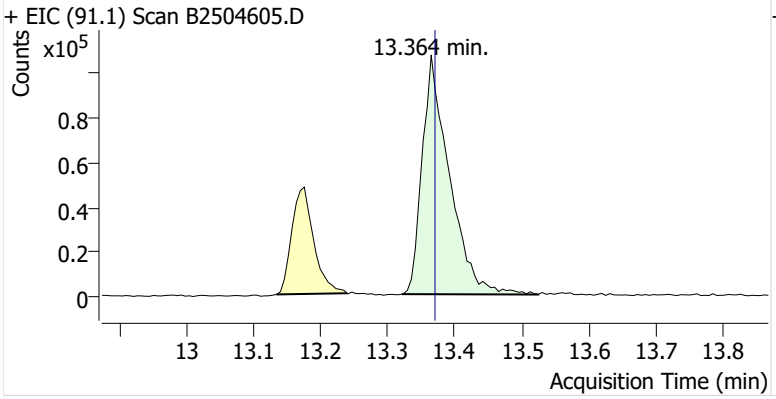

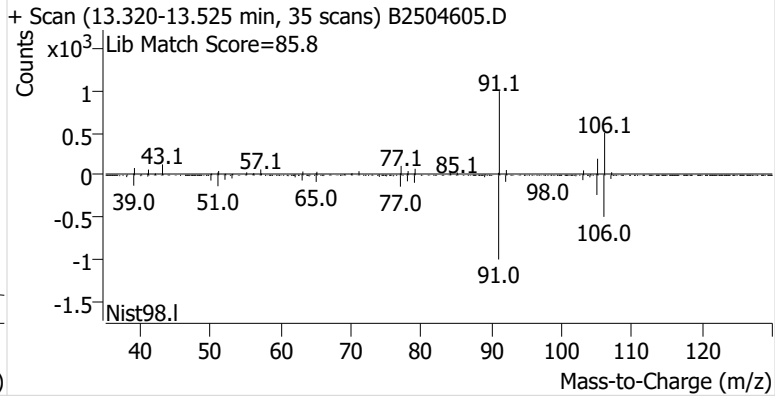

o-Xylene

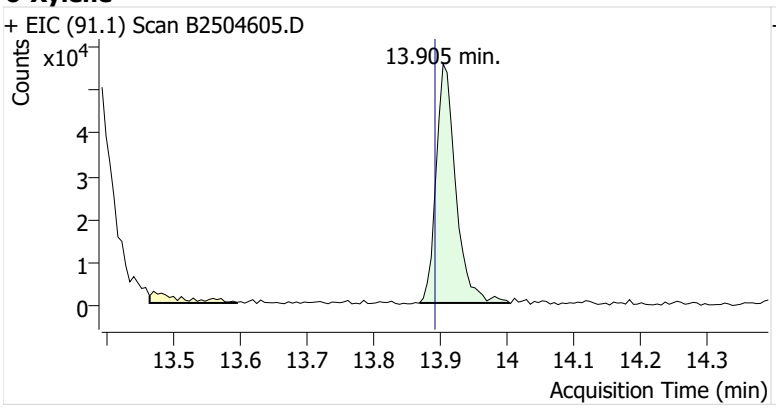
+ EIC (91.1) Scan B2504605.D
Counts
x10^4
13.905 min.
4
3
2
1
0
13.5
13.6
13.7
13.8
13.9
14
14.1
14.2
14.3
Acquisition Time (min)

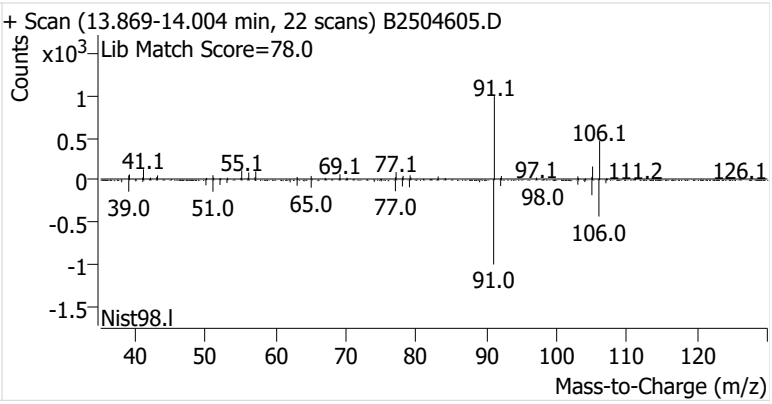
+ Scan (13.869-14.004 min, 22 scans) B2504605.D
Counts
x10^3
Lib Match Score=78.0
91.1
106.1
41.1
55.1
69.1
77.1
97.1
111.2
126.1
39.0
51.0
65.0
77.0
98.0
106.0
91.0
Nist98.l
1
0.5
0
-0.5
-1
-1.5
40
50
60
70
80
90
100
110
120
Mass-to-Charge (m/z)

Name	CGOSP-13-S-20250617
Comment	B42324
Data File	B2504606.D
Acq. Date-Time	7/8/2025 5:55:01 AM
Acq. Method File	M325B-TD
Tube Sorbent	Carbopack X
Analyze Quant Version	12.1
Report Quant Version	12.1

Sample Chromatogram

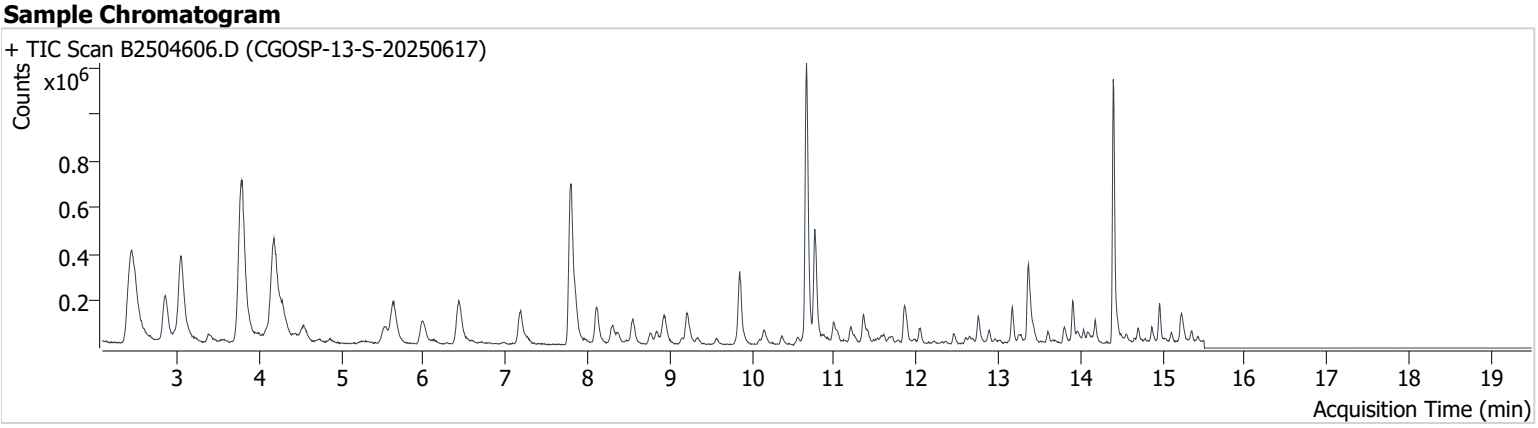

Name	ISTD	RT	ICAL RT	Resp.	Int. Flag
Benzene-d6 (IS)		7.797	7.779	1,284,696	
Benzene	Benzene-d6 (IS)	7.856	7.842	207,574	
Toluene-d8 (IS)		10.664	10.652	1,253,713	
Toluene	Toluene-d8 (IS)	10.765	10.758	513,605	
Ethylbenzene	Toluene-d8 (IS)	13.174	13.156	146,107	
m-/p-Xylenes	Toluene-d8 (IS)	13.370	13.370	360,694	m
o-Xylene	Toluene-d8 (IS)	13.904	13.892	136,301	m

Benzene-d6 (IS)

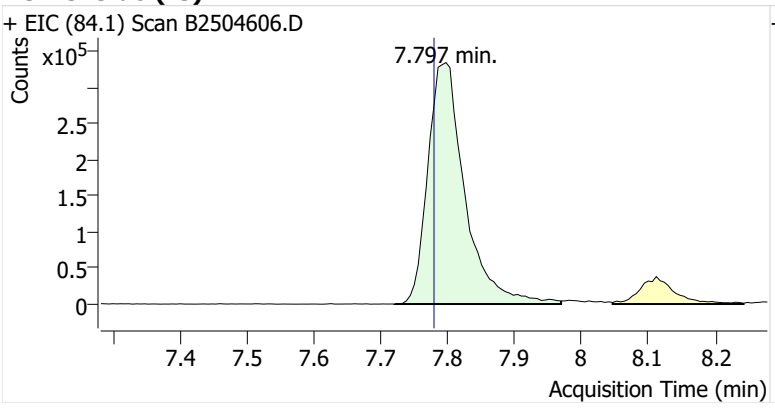

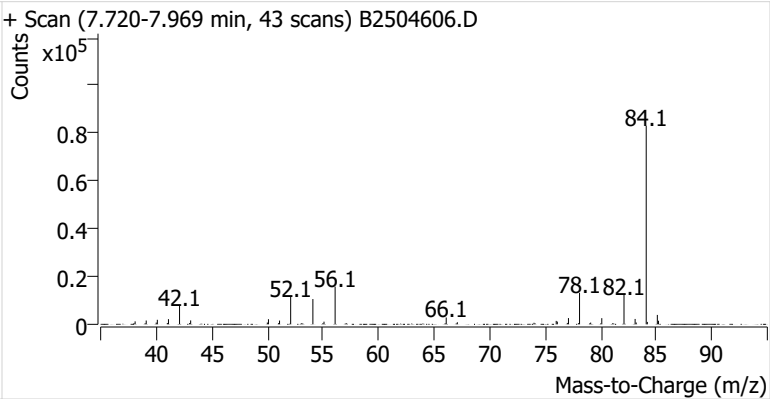

Benzene

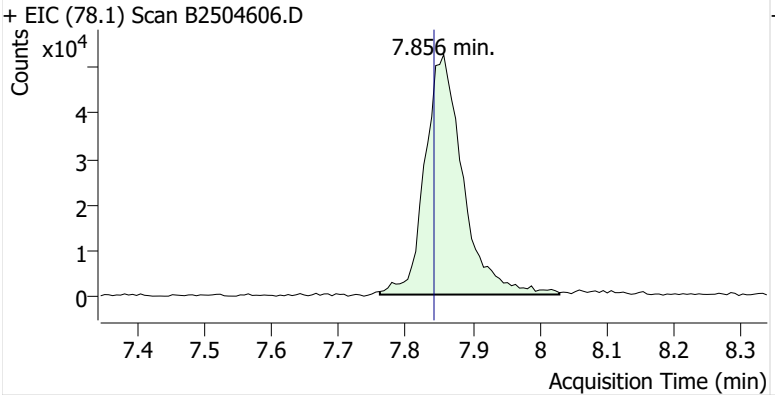

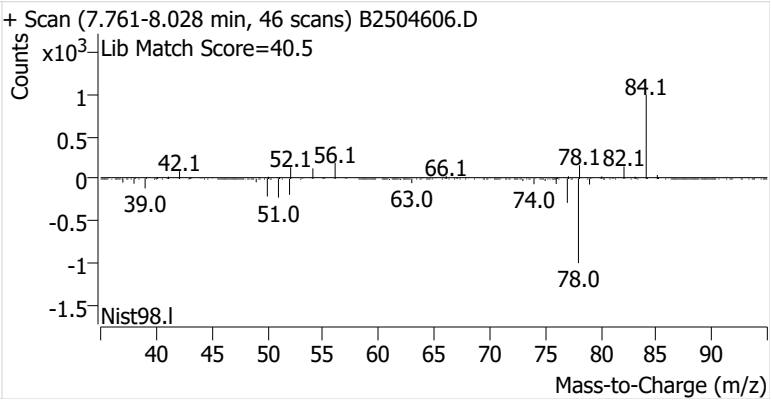

Toluene-d8 (IS)

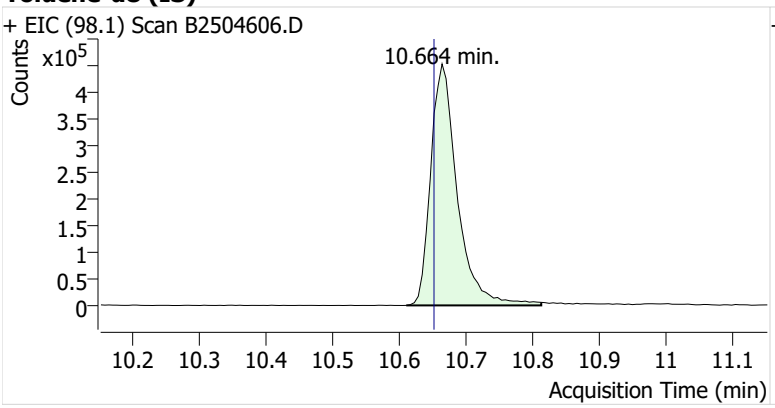

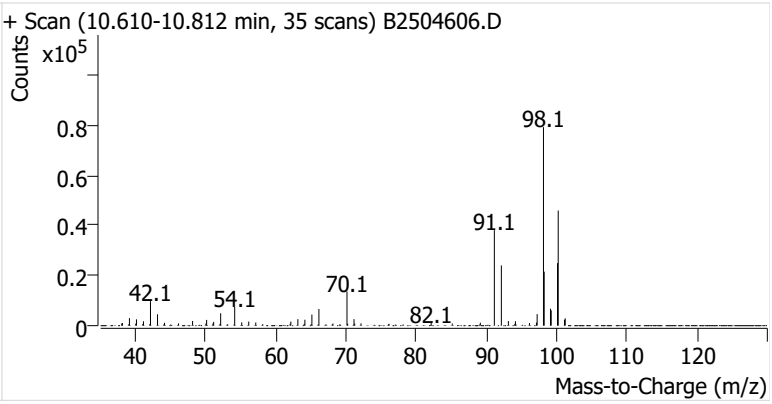

Toluene

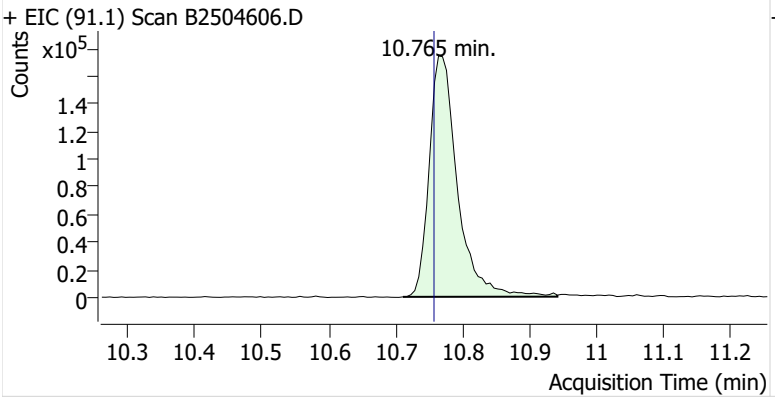

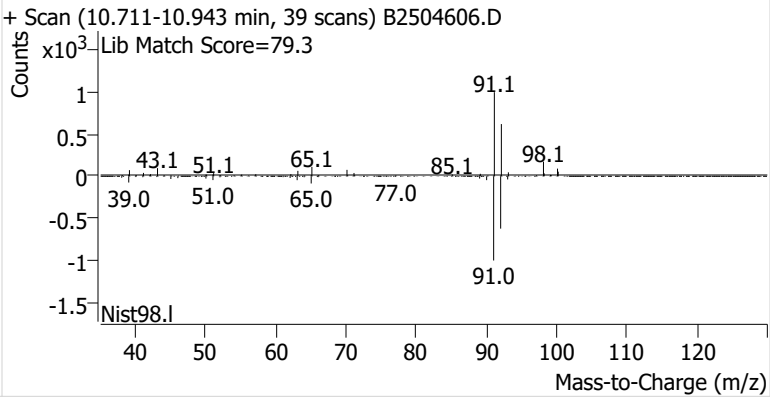

Ethylbenzene

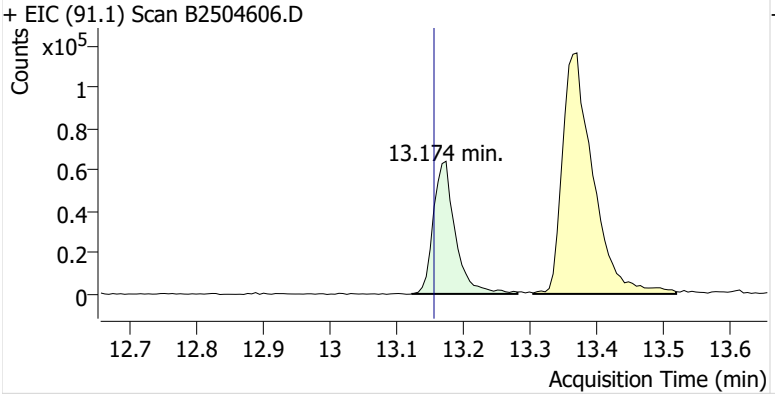

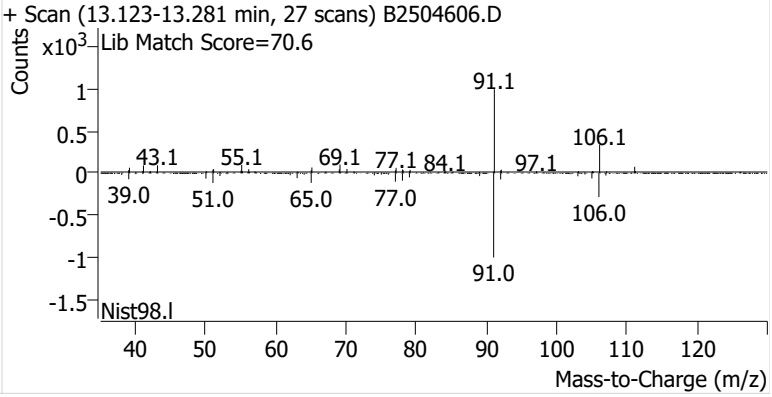

m-/p-Xylenes

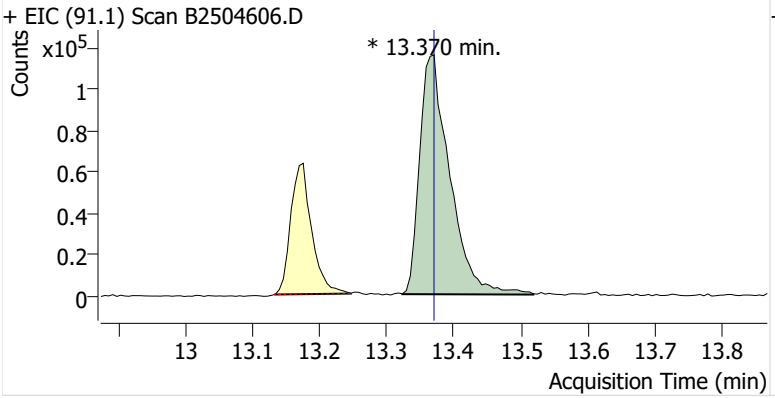

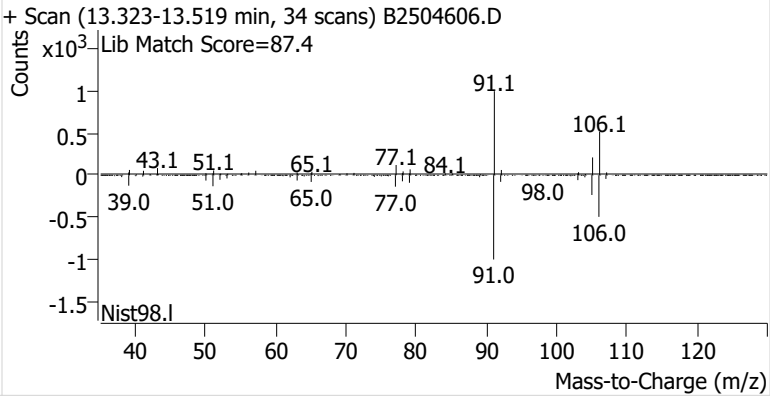

o-Xylene

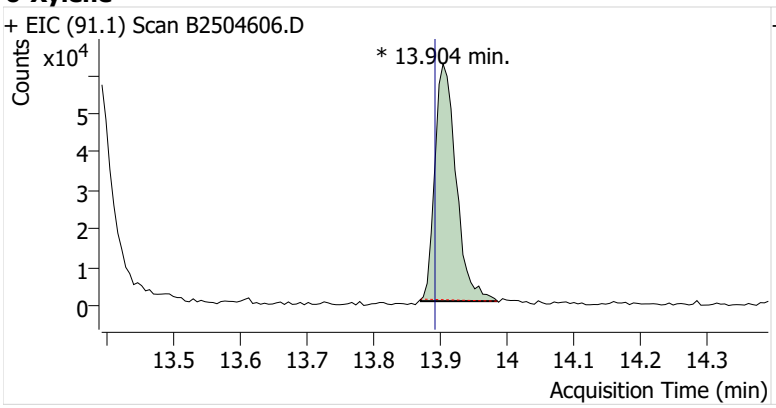
+ EIC (91.1) Scan B2504606.D
Counts
x10^4
* 13.904 min.
5
4
3
2
1
0
13.5
13.6
13.7
13.8
13.9
14
14.1
14.2
14.3
Acquisition Time (min)

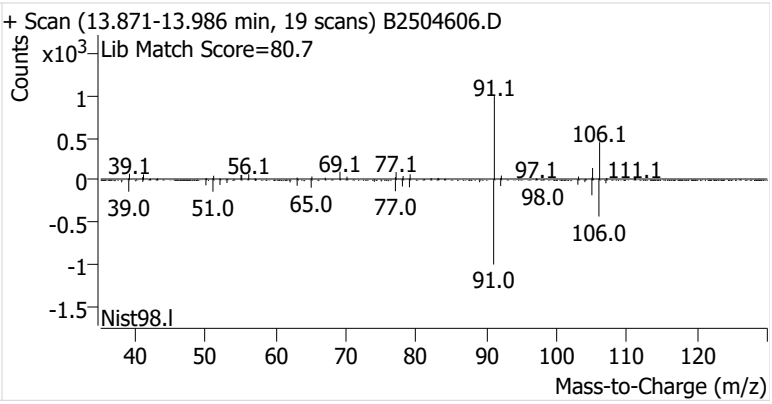
+ Scan (13.871-13.986 min, 19 scans) B2504606.D
Counts
x10^3
Lib Match Score=80.7
91.1
106.1
39.1
56.1
69.1
77.1
97.1
111.1
39.0
51.0
65.0
77.0
98.0
106.0
91.0
Nist98.l
1
0.5
0
-0.5
-1
-1.5
40
50
60
70
80
90
100
110
120
Mass-to-Charge (m/z)

Name	CGOSP-14-S-20250617
Comment	C53656
Data File	B2504607.D
Acq. Date-Time	7/8/2025 6:32:22 AM
Acq. Method File	M325B-TD
Tube Sorbent	Carbopack X
Analyze Quant Version	12.1
Report Quant Version	12.1

Sample Chromatogram

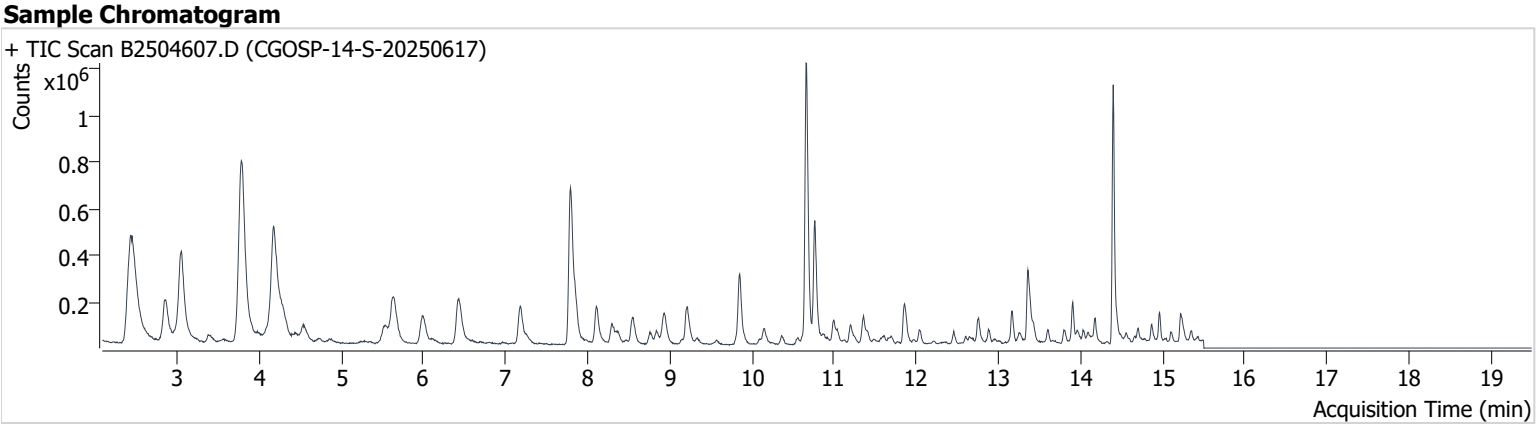

Name	ISTD	RT	ICAL RT	Resp.	Int. Flag
Benzene-d6 (IS)		7.785	7.779	1,266,700	
Benzene	Benzene-d6 (IS)	7.857	7.842	217,672	
Toluene-d8 (IS)		10.658	10.652	1,265,006	
Toluene	Toluene-d8 (IS)	10.765	10.758	545,263	
Ethylbenzene	Toluene-d8 (IS)	13.169	13.156	132,506	
m-/p-Xylenes	Toluene-d8 (IS)	13.359	13.370	351,533	
o-Xylene	Toluene-d8 (IS)	13.905	13.892	128,857	

Benzene-d6 (IS)

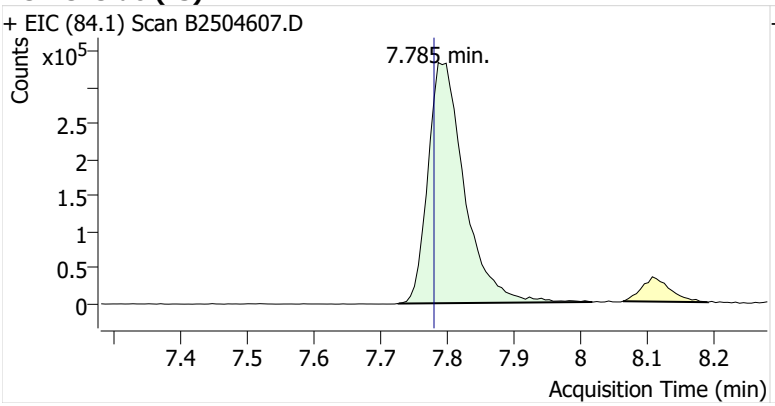

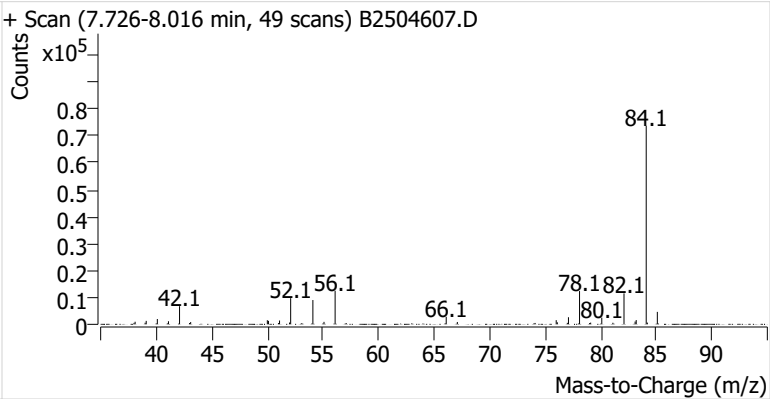

Benzene

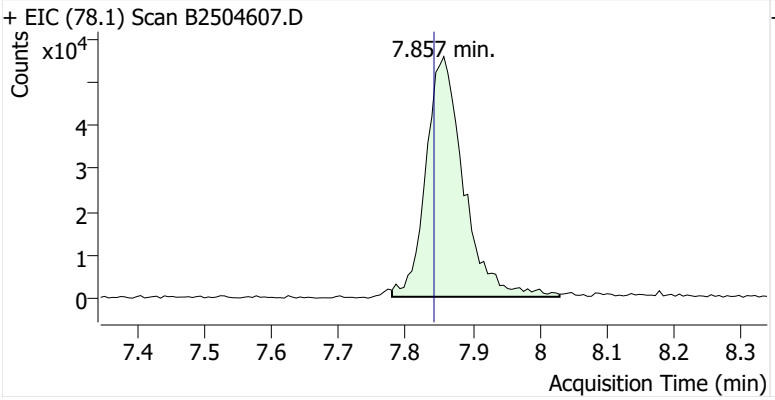

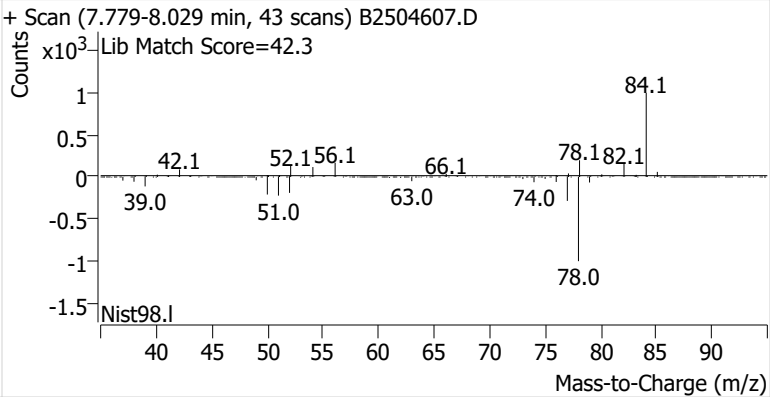

Toluene-d8 (IS)

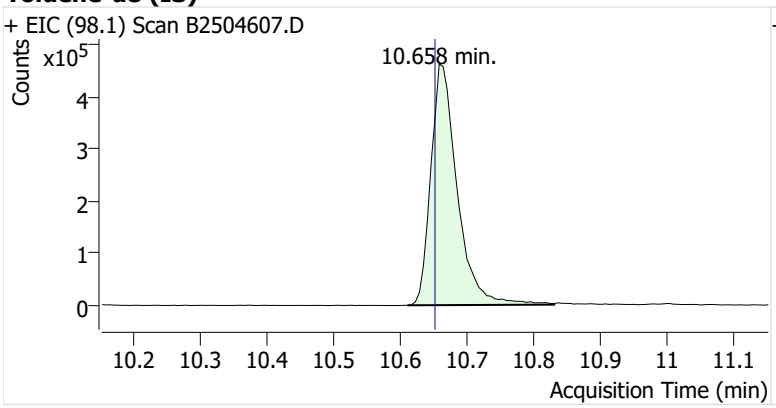

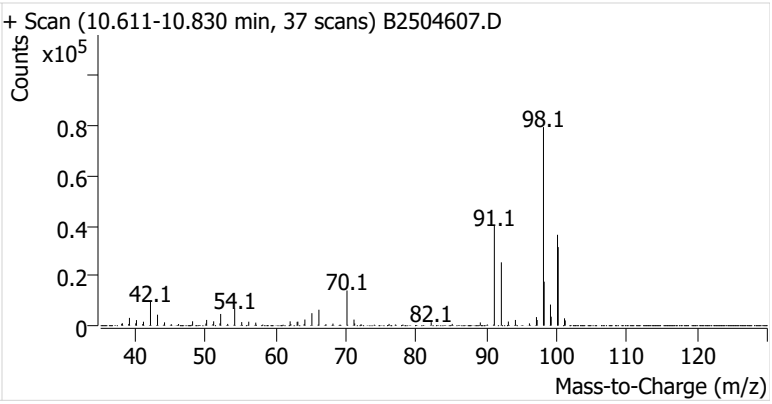

Toluene

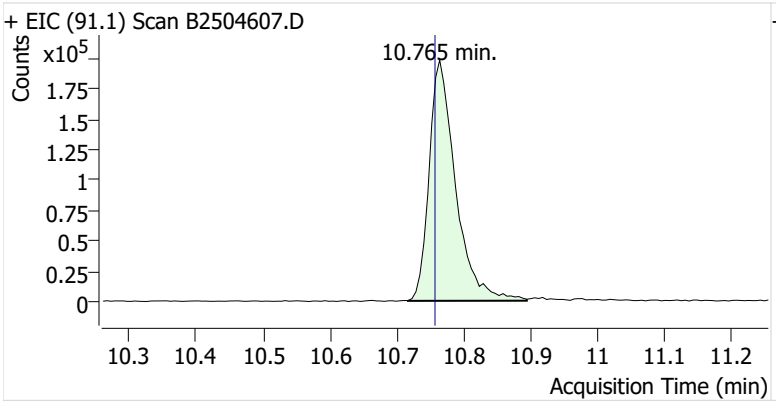

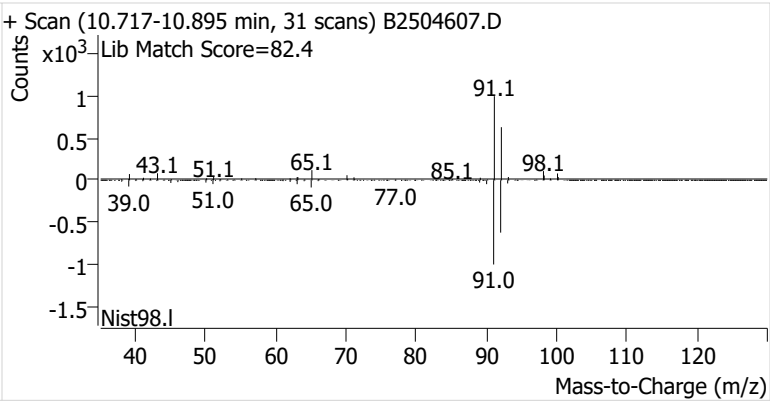

Ethylbenzene

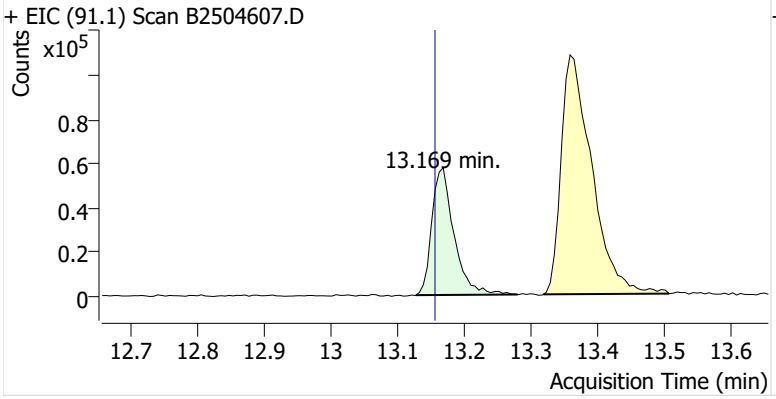

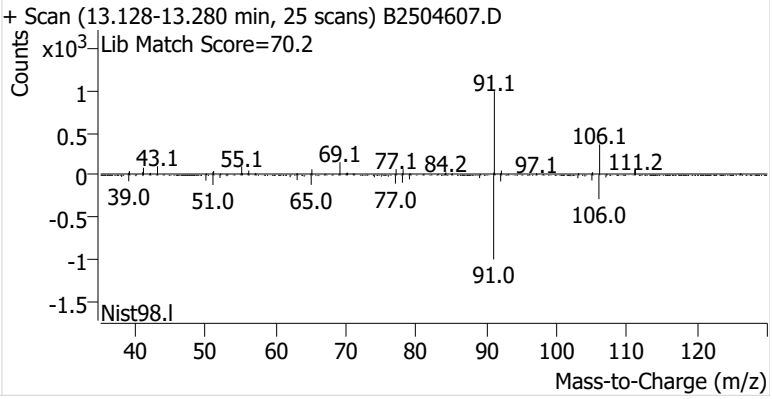

m-/p-Xylenes

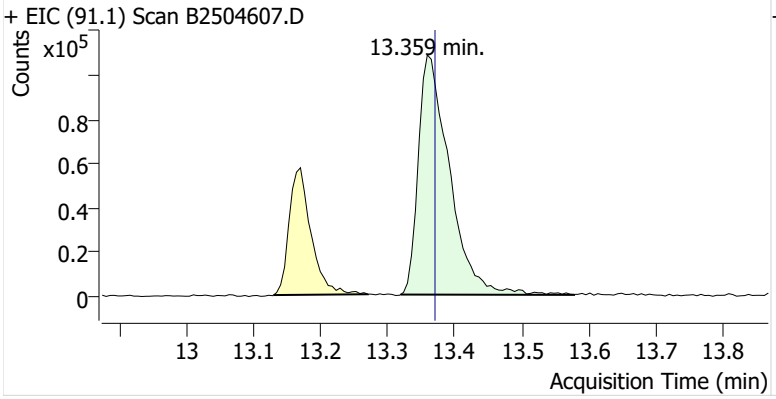

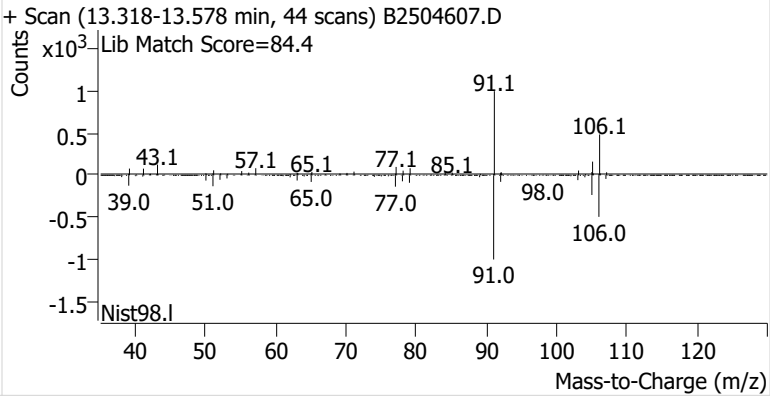

o-Xylene

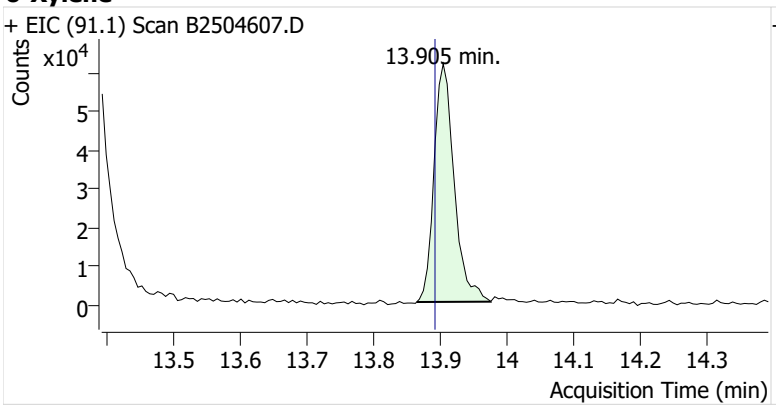
+ EIC (91.1) Scan B2504607.D
Counts
x10^4
13.905 min.
5
4
3
2
1
0
13.5
13.6
13.7
13.8
13.9
14
14.1
14.2
14.3
Acquisition Time (min)

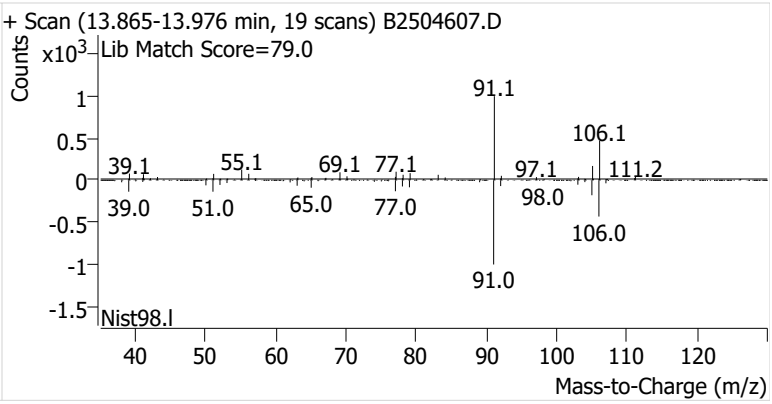
+ Scan (13.865-13.976 min, 19 scans) B2504607.D
Counts
x10^3
Lib Match Score=79.0
91.1
106.1
39.1
55.1
69.1
77.1
97.1
111.2
39.0
51.0
65.0
77.0
98.0
106.0
91.0
Nist98.l
1
0.5
0
-0.5
-1
-1.5
40
50
60
70
80
90
100
110
120
Mass-to-Charge (m/z)

Name	CGOSP-15-S-20250617
Comment	C24248
Data File	B2504608.D
Acq. Date-Time	7/8/2025 7:09:44 AM
Acq. Method File	M325B-TD
Tube Sorbent	Carbopack X
Analyze Quant Version	12.1
Report Quant Version	12.1

Sample Chromatogram

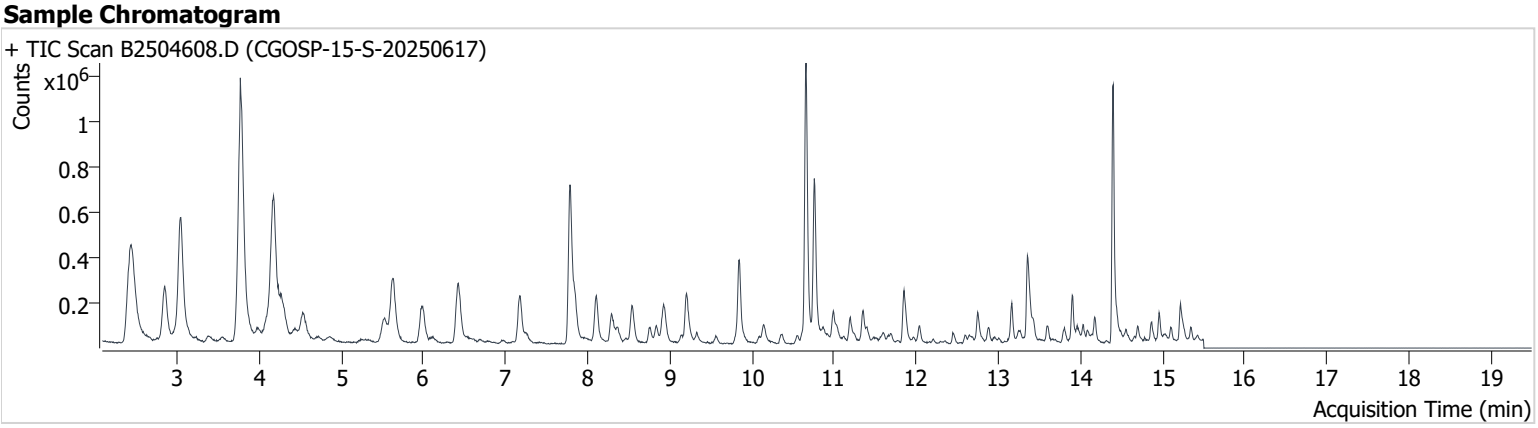

Name	ISTD	RT	ICAL RT	Resp.	Int. Flag
Benzene-d6 (IS)		7.785	7.779	1,193,041	
Benzene	Benzene-d6 (IS)	7.851	7.842	263,939	
Toluene-d8 (IS)		10.658	10.652	1,205,654	
Toluene	Toluene-d8 (IS)	10.759	10.758	715,921	
Ethylbenzene	Toluene-d8 (IS)	13.163	13.156	169,627	
m-/p-Xylenes	Toluene-d8 (IS)	13.359	13.370	423,031	
o-Xylene	Toluene-d8 (IS)	13.899	13.892	162,464	

Benzene-d6 (IS)

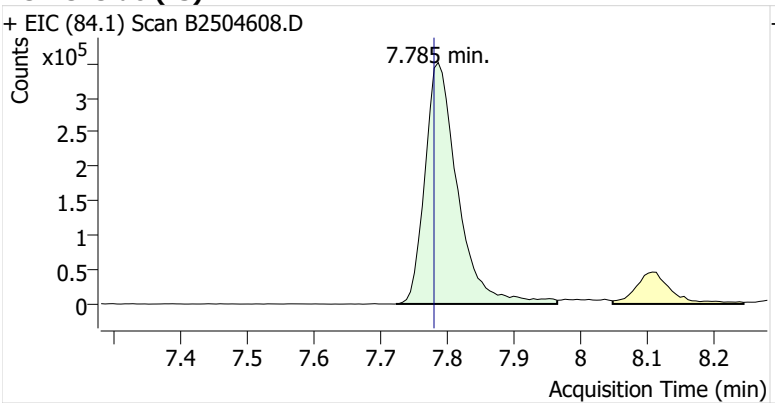

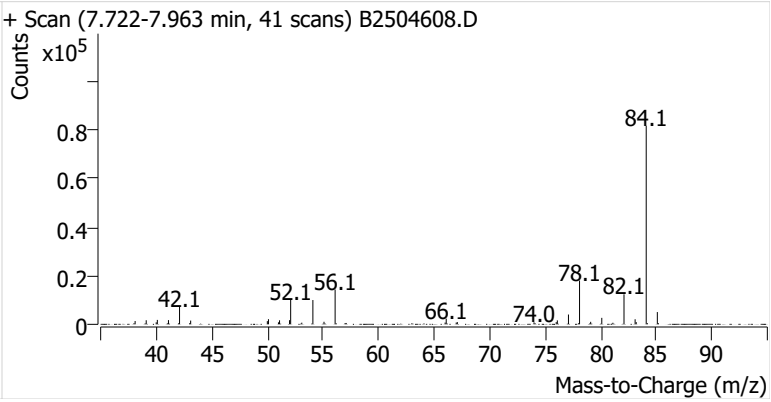

Benzene

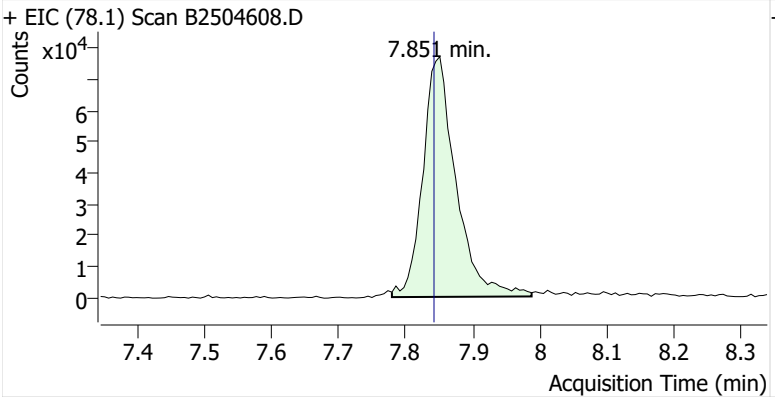

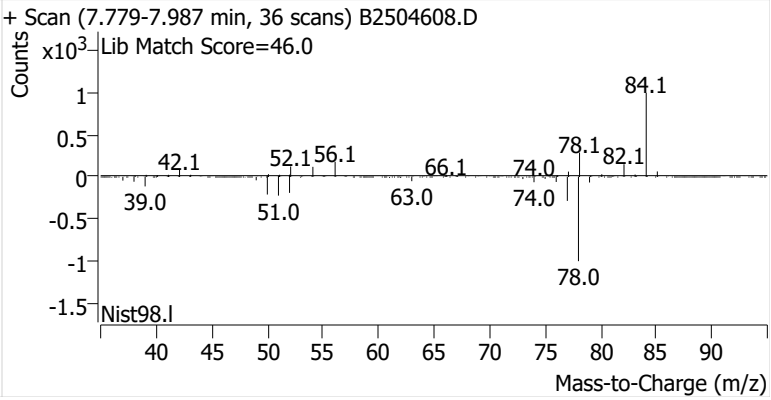

Toluene-d8 (IS)

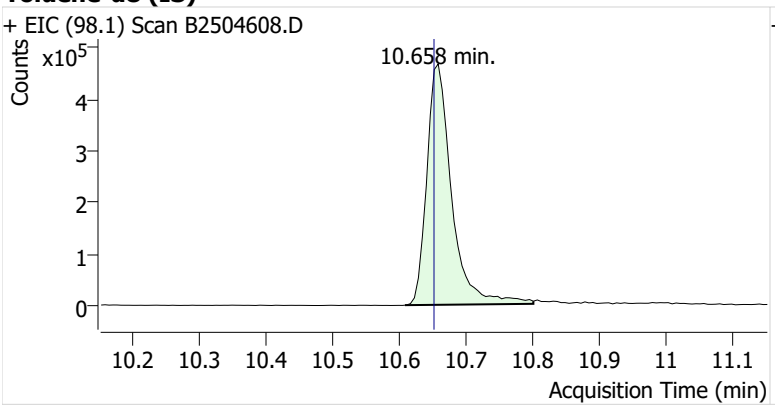

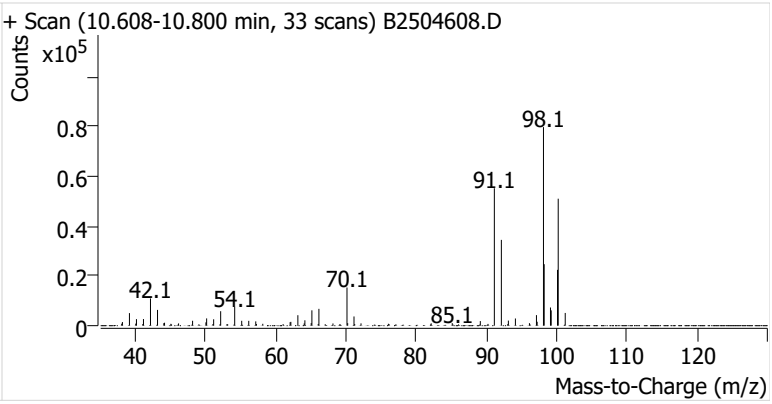

Toluene

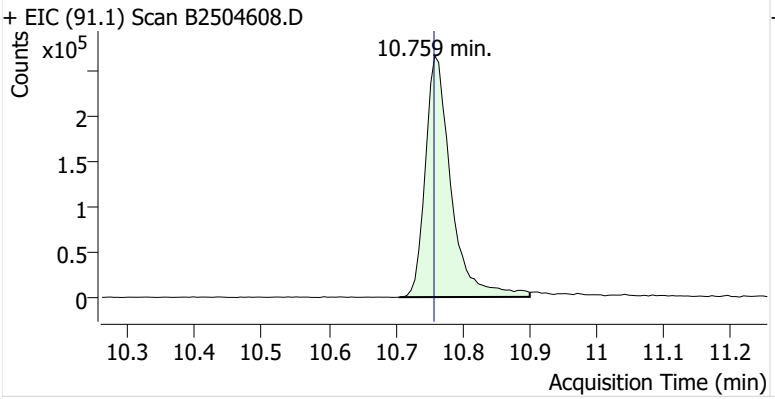

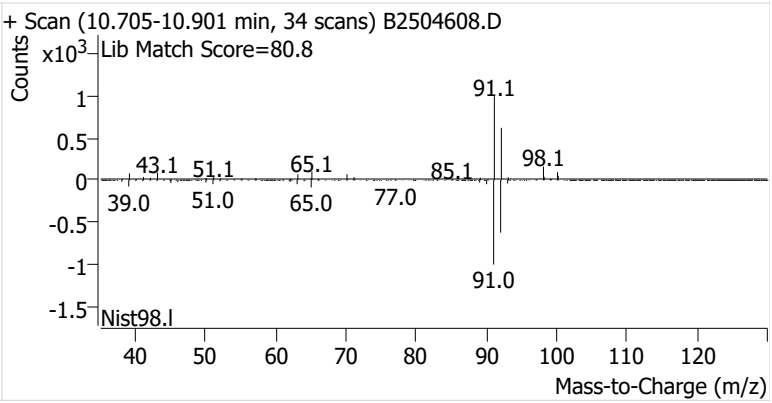

Ethylbenzene

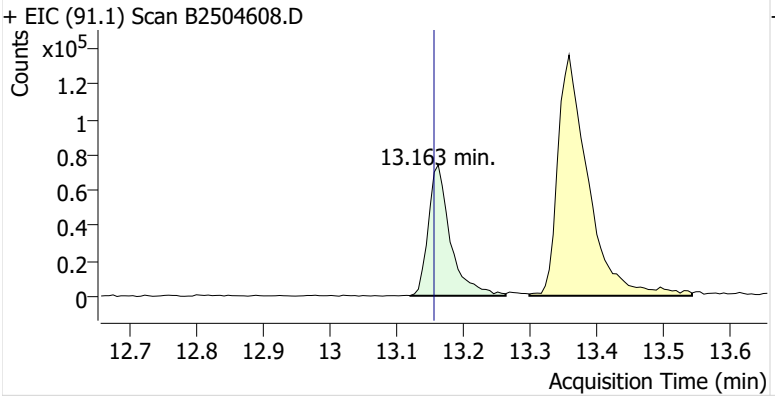

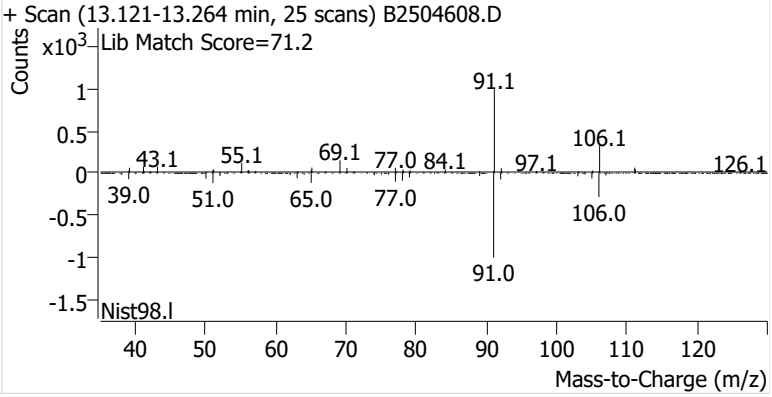

m-/p-Xylenes

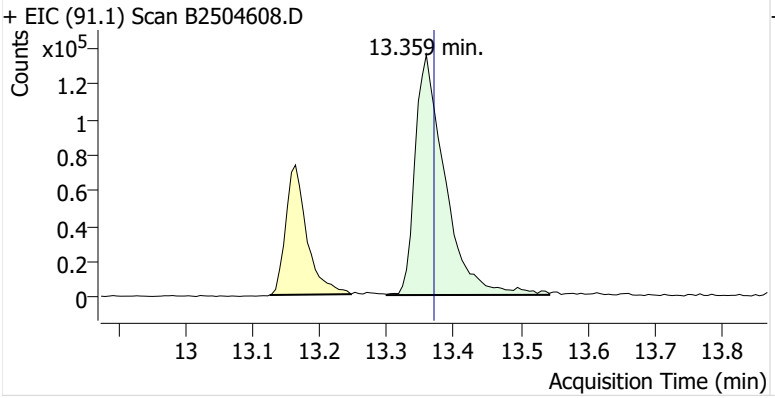

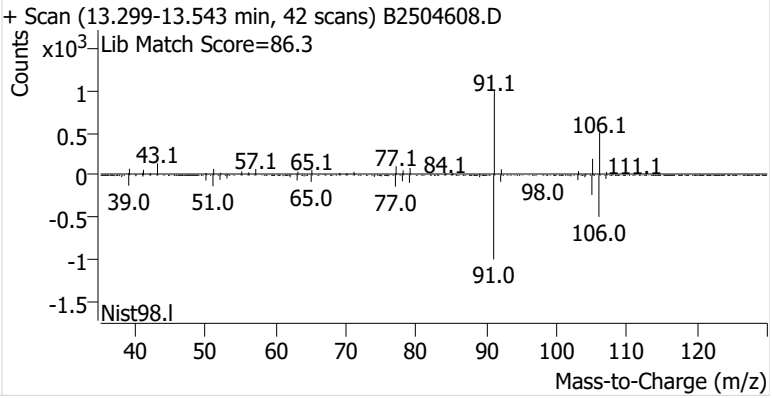

o-Xylene

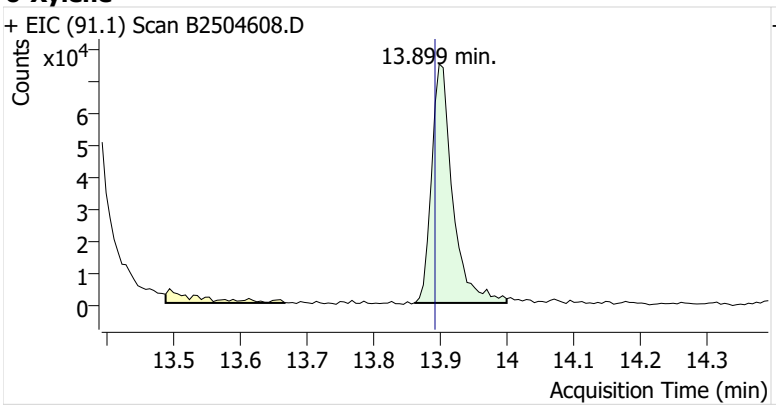
+ EIC (91.1) Scan B2504608.D
Counts
x10^4
13.899 min.
6
5
4
3
2
1
0
13.5
13.6
13.7
13.8
13.9
14
14.1
14.2
14.3
Acquisition Time (min)

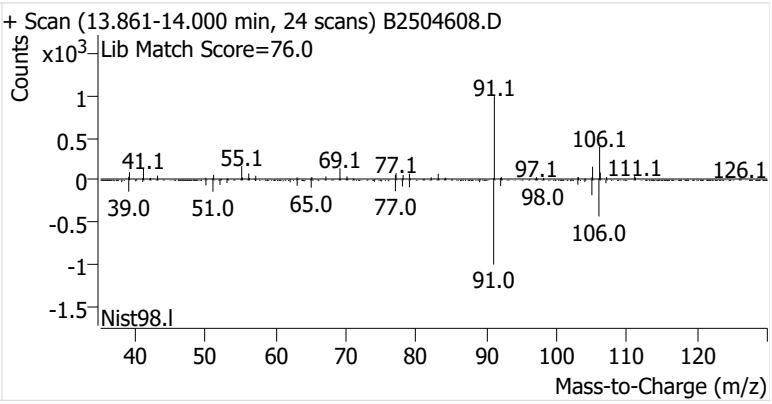
+ Scan (13.861-14.000 min, 24 scans) B2504608.D
Counts
x10^3
Lib Match Score=76.0
91.1
106.1
41.1
55.1
69.1
77.1
97.1
111.1
126.1
39.0
51.0
65.0
77.0
98.0
106.0
91.0
Nist98.l
1
0.5
0
-0.5
-1
-1.5
40
50
60
70
80
90
100
110
120
Mass-to-Charge (m/z)

Name	CGOSP-16-S-20250617
Comment	C55554
Data File	B2504609.D
Acq. Date-Time	7/8/2025 7:47:05 AM
Acq. Method File	M325B-TD
Tube Sorbent	Carbopack X
Analyze Quant Version	12.1
Report Quant Version	12.1

Sample Chromatogram

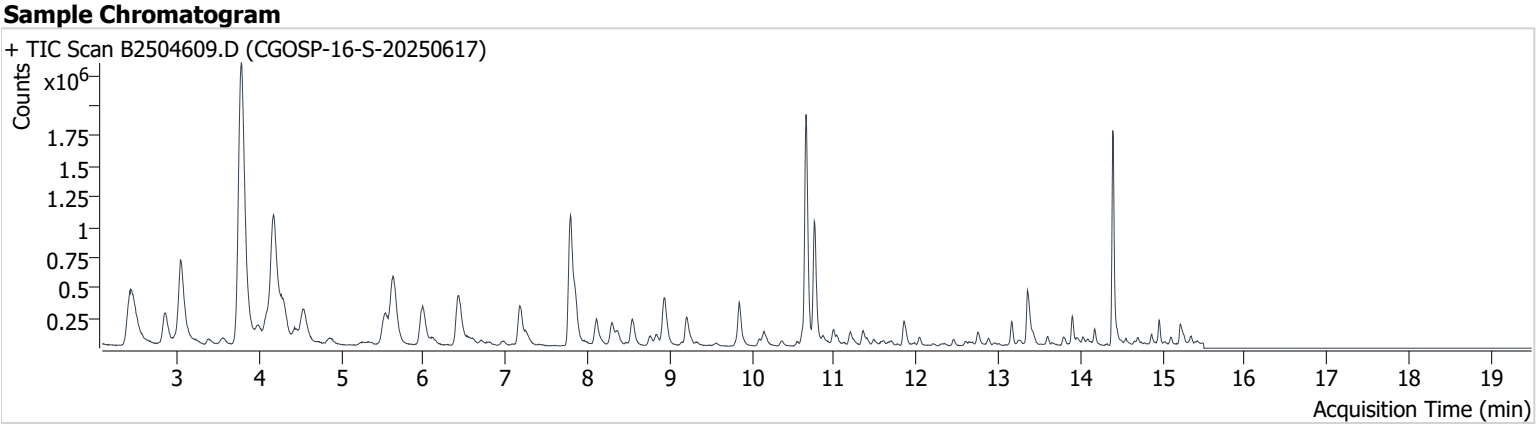

Name	ISTD	RT	ICAL RT	Resp.	Int. Flag
Benzene-d6 (IS)		7.791	7.779	1,943,604	
Benzene	Benzene-d6 (IS)	7.850	7.842	575,818	
Toluene-d8 (IS)		10.658	10.652	1,954,024	
Toluene	Toluene-d8 (IS)	10.765	10.758	997,428	
Ethylbenzene	Toluene-d8 (IS)	13.163	13.156	181,077	
m-/p-Xylenes	Toluene-d8 (IS)	13.353	13.370	486,671	
o-Xylene	Toluene-d8 (IS)	13.899	13.892	193,112	

Benzene-d6 (IS)

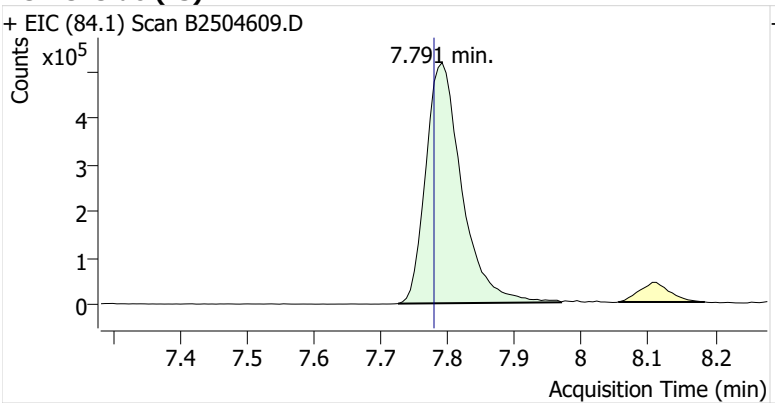

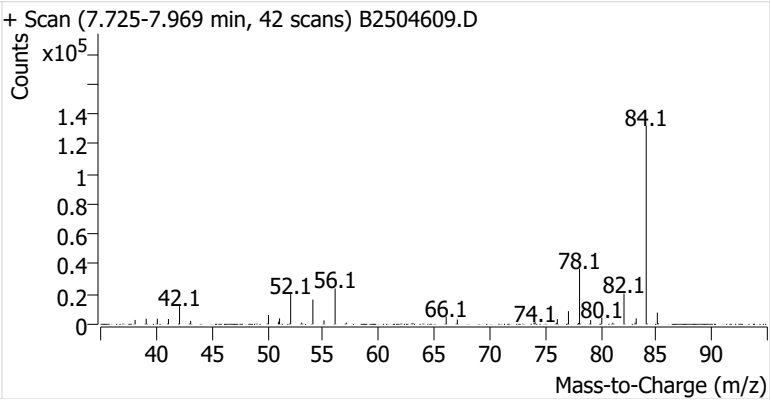

Benzene

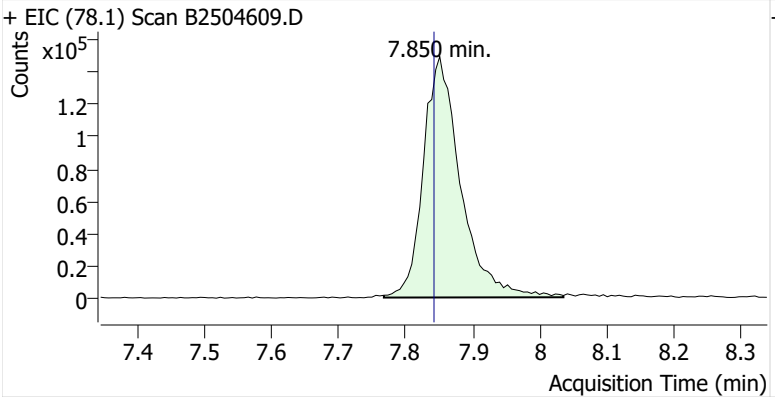

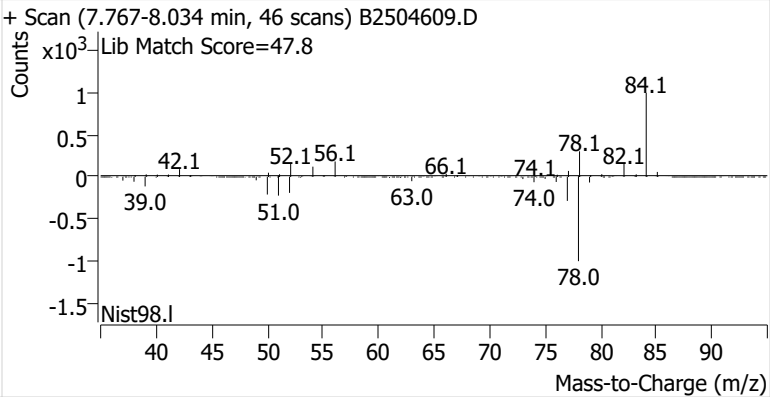

Toluene-d8 (IS)

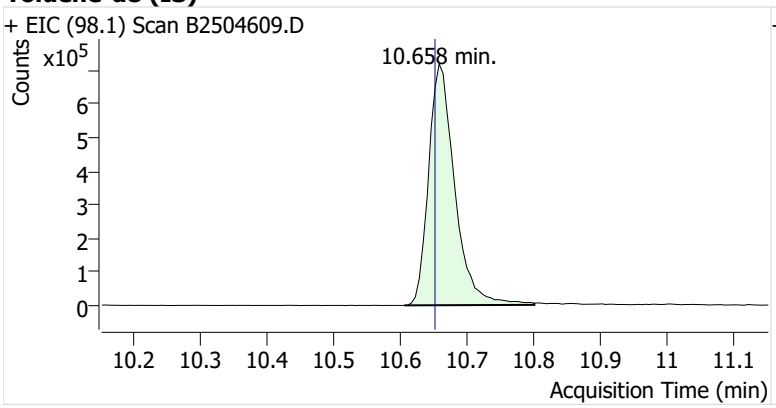

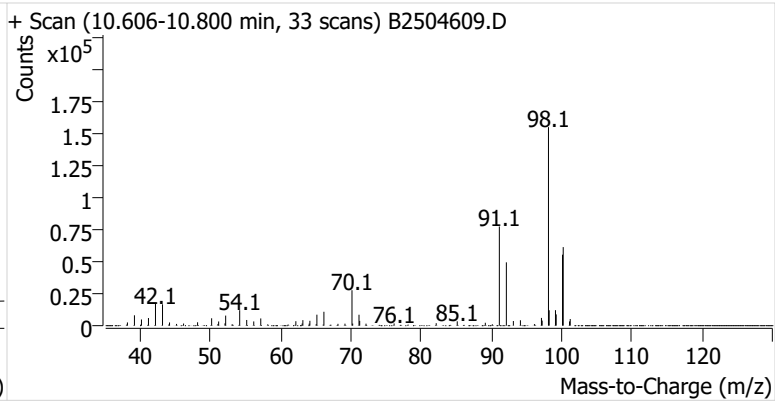

Toluene

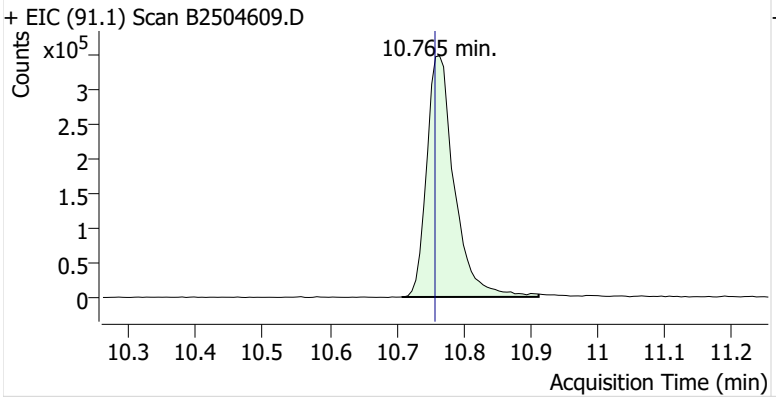

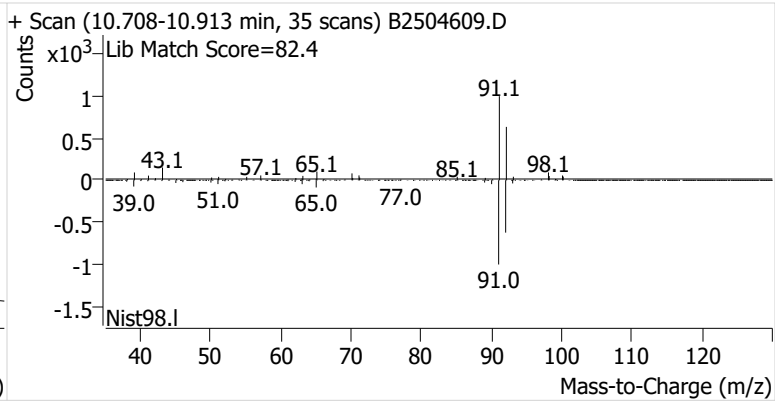

Ethylbenzene

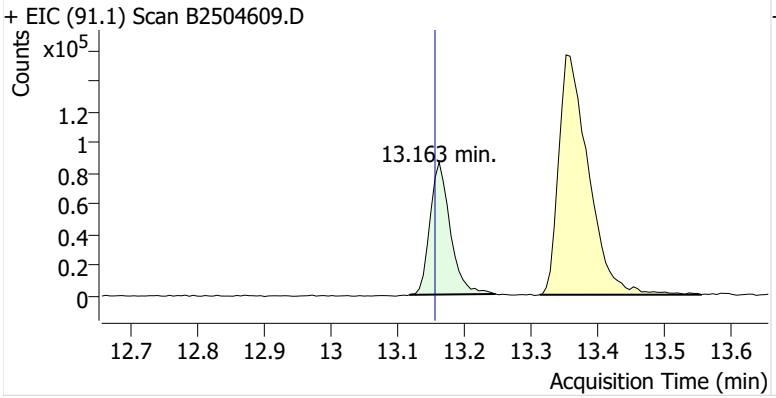

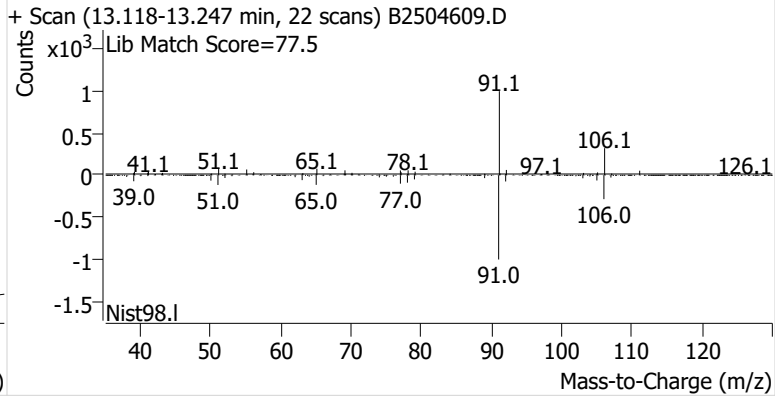

m-/p-Xylenes

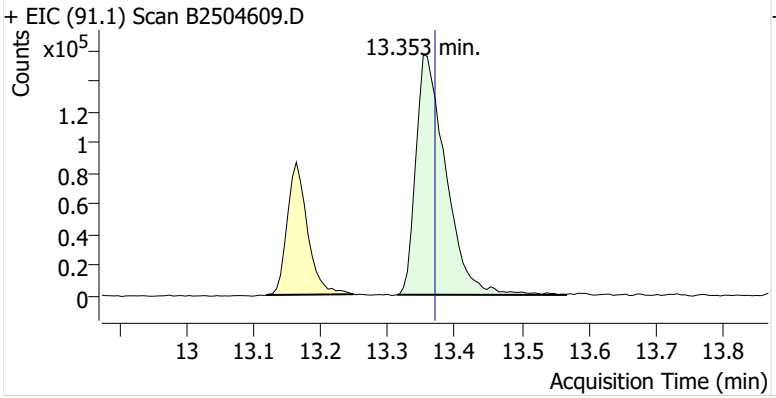

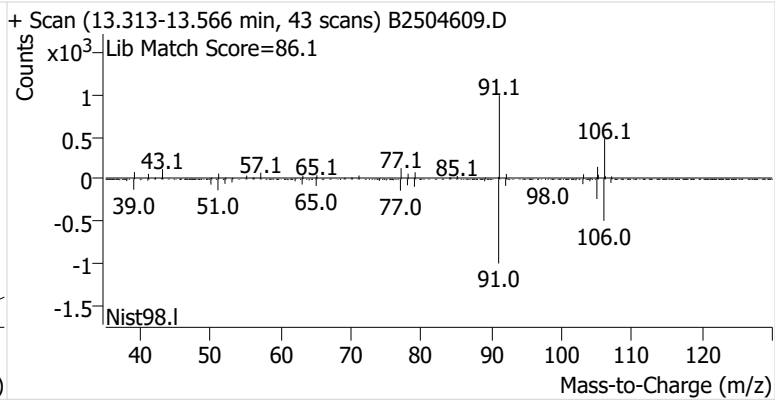

o-Xylene

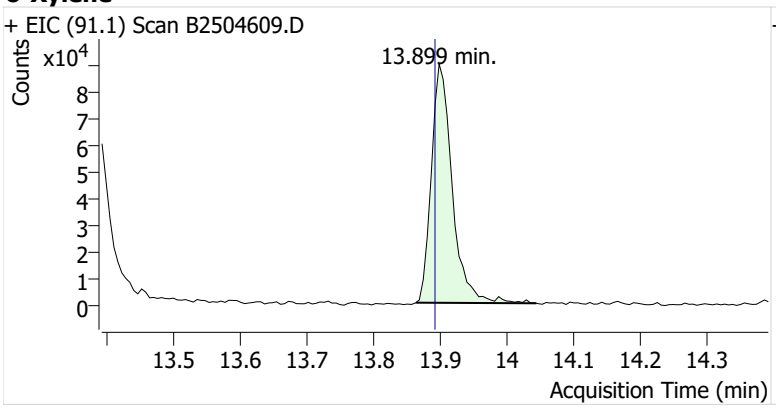
+ EIC (91.1) Scan B2504609.D
Counts
x10^4
13.899 min.
8
7
6
5
4
3
2
1
0
13.5
13.6
13.7
13.8
13.9
14
14.1
14.2
14.3
Acquisition Time (min)

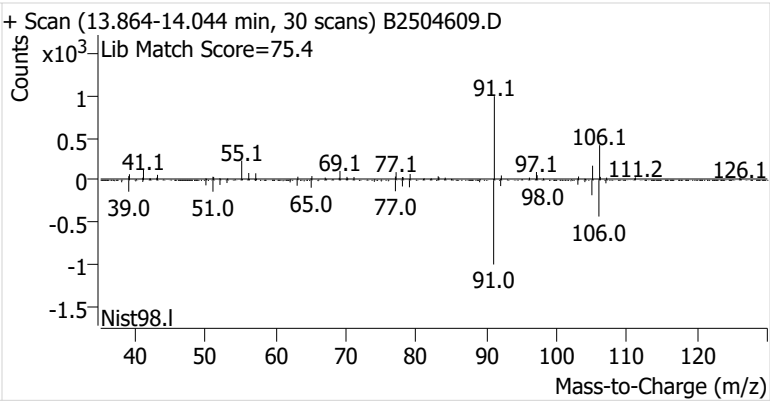
+ Scan (13.864-14.044 min, 30 scans) B2504609.D
Counts
x10^3
Lib Match Score=75.4
91.1
106.1
41.1
55.1
69.1
77.1
97.1
111.2
126.1
39.0
51.0
65.0
77.0
98.0
106.0
91.0
Nist98.l
1
0.5
0
-0.5
-1
-1.5
40
50
60
70
80
90
100
110
120
Mass-to-Charge (m/z)

Name	CGOSP-17-S-20250617
Comment	B49685
Data File	B2504610.D
Acq. Date-Time	7/8/2025 8:24:25 AM
Acq. Method File	M325B-TD
Tube Sorbent	Carbopack X
Analyze Quant Version	12.1
Report Quant Version	12.1

Sample Chromatogram

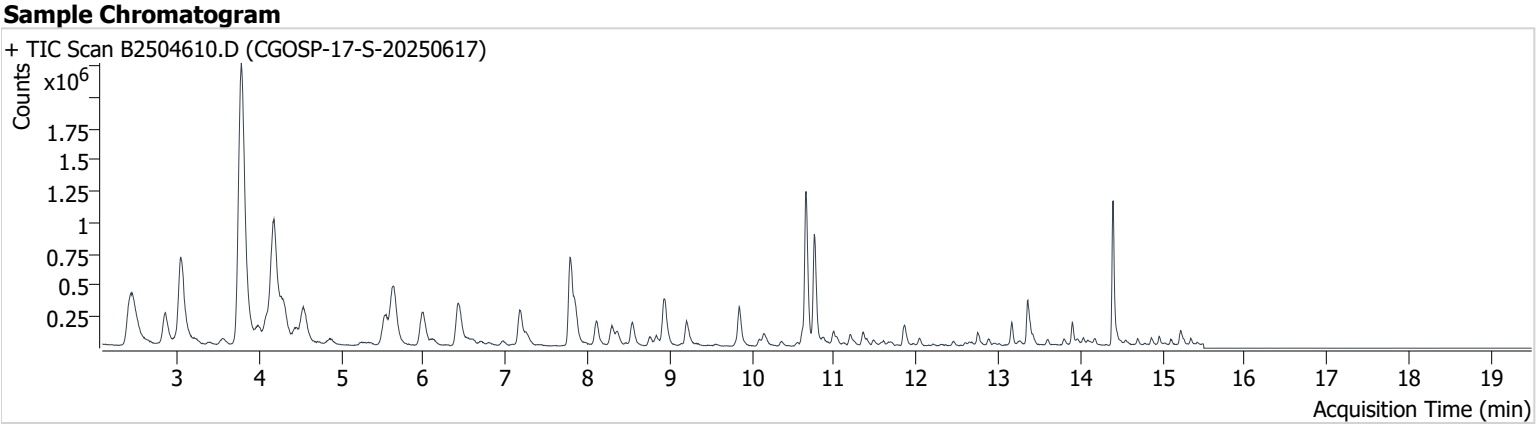

Name	ISTD	RT	ICAL RT	Resp.	Int. Flag
Benzene-d6 (IS)		7.791	7.779	1,298,156	
Benzene	Benzene-d6 (IS)	7.850	7.842	454,611	
Toluene-d8 (IS)		10.658	10.652	1,269,863	
Toluene	Toluene-d8 (IS)	10.759	10.758	871,705	
Ethylbenzene	Toluene-d8 (IS)	13.163	13.156	166,744	
m-/p-Xylenes	Toluene-d8 (IS)	13.358	13.370	379,891	
o-Xylene	Toluene-d8 (IS)	13.899	13.892	141,053	

Benzene-d6 (IS)

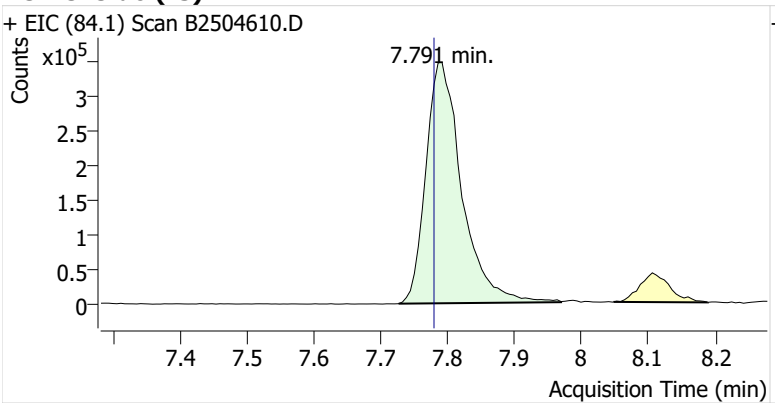

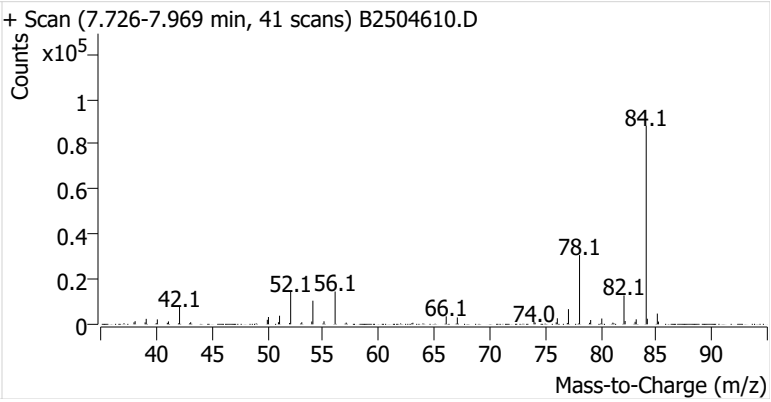

Benzene

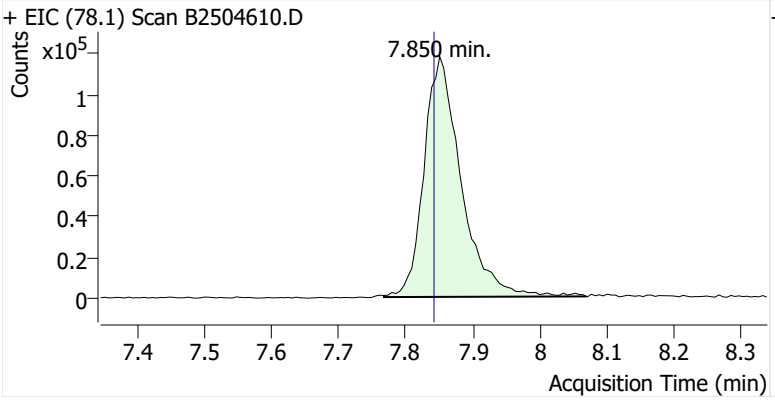

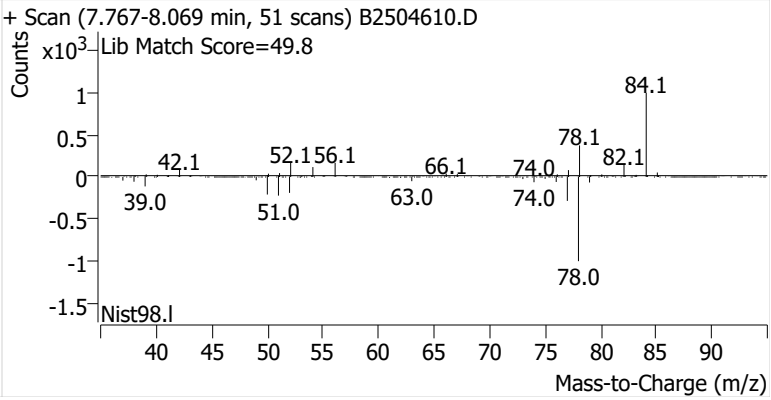

Toluene-d8 (IS)

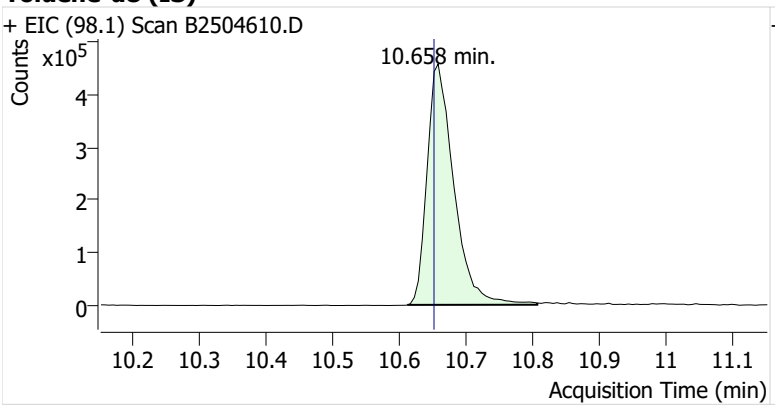

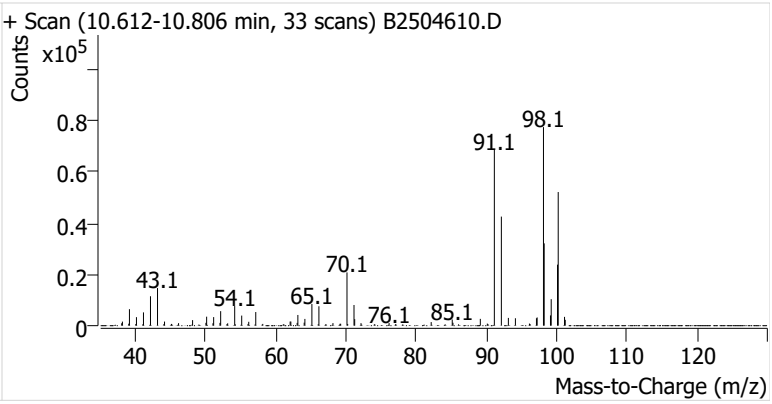

Toluene

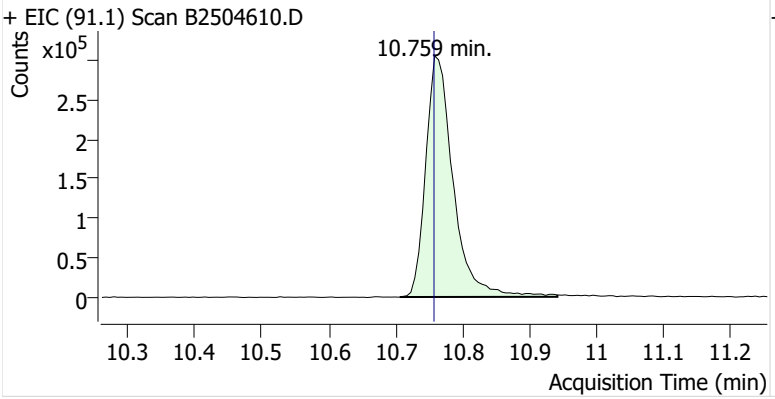

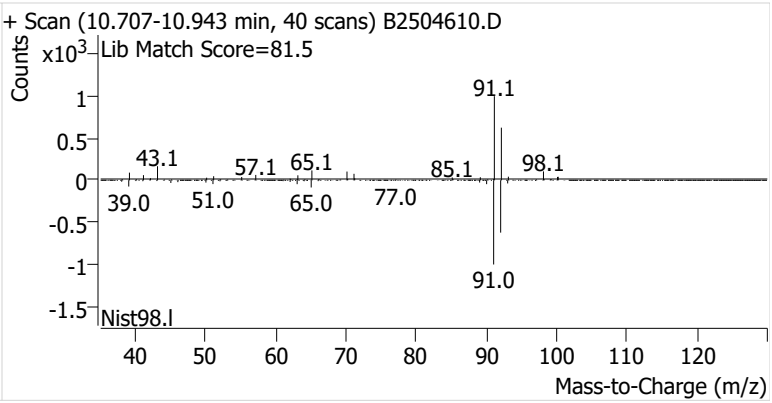

Ethylbenzene

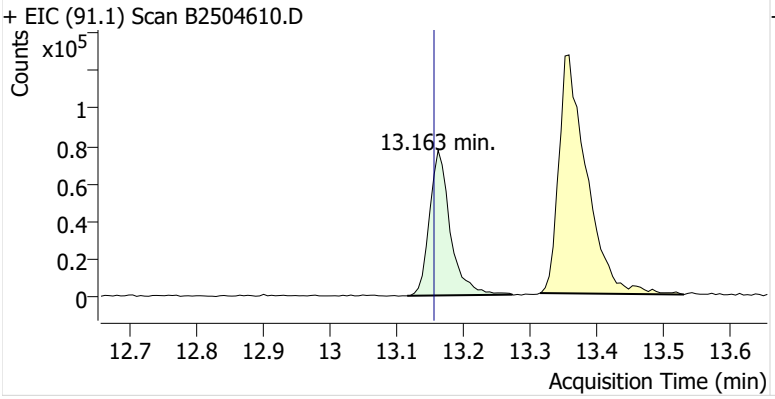

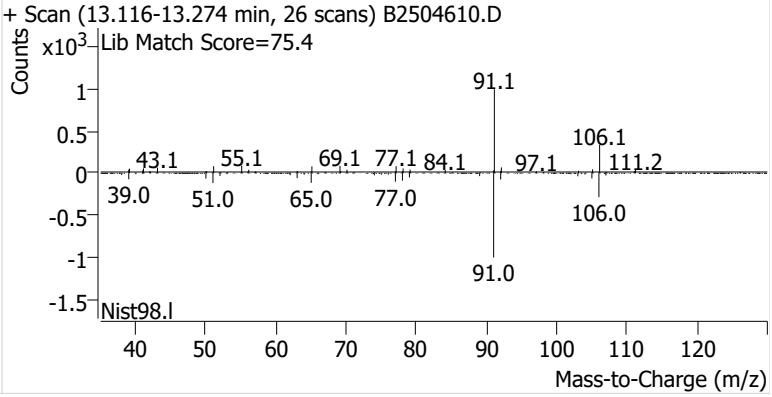

m-/p-Xylenes

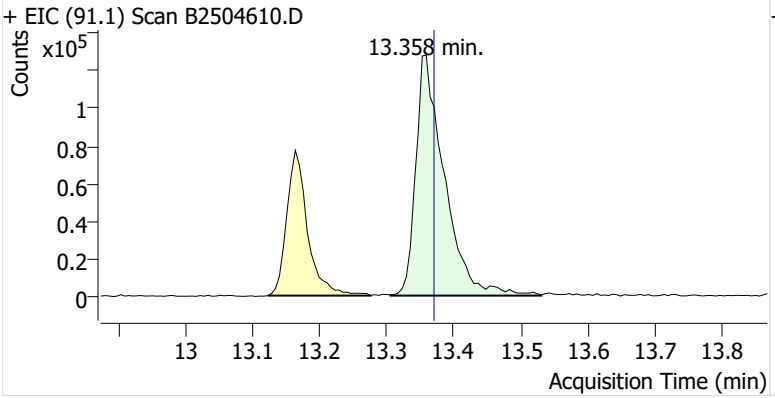

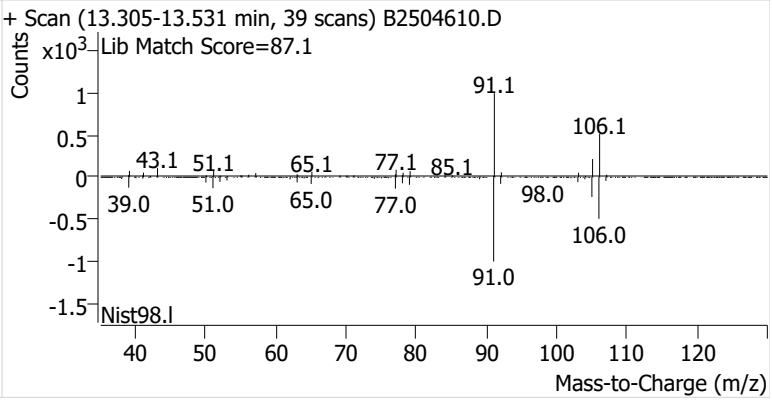

o-Xylene

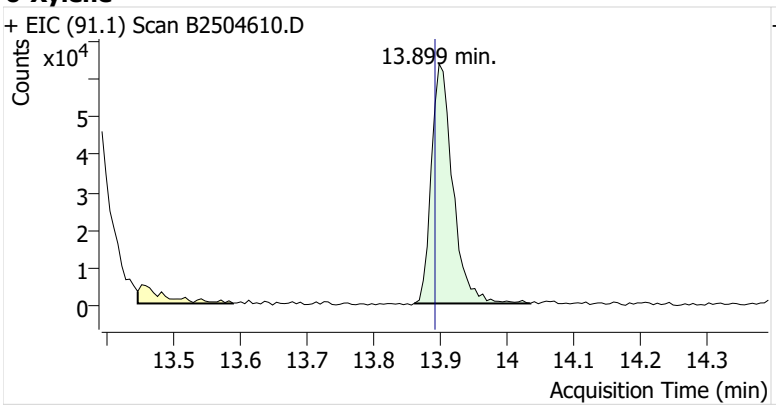
+ EIC (91.1) Scan B2504610.D
Counts
x10^4
13.899 min.
5
4
3
2
1
0
13.5
13.6
13.7
13.8
13.9
14
14.1
14.2
14.3
Acquisition Time (min)

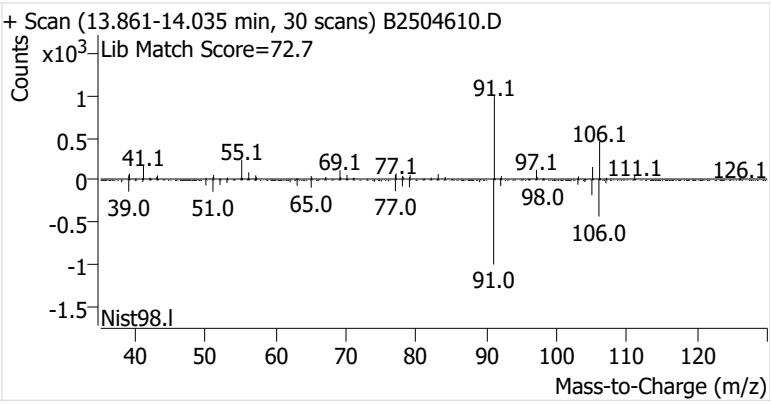
+ Scan (13.861-14.035 min, 30 scans) B2504610.D
Counts
x10^3
Lib Match Score=72.7
91.1
106.1
41.1
55.1
69.1
77.1
97.1
111.1
126.1
39.0
51.0
65.0
77.0
98.0
106.0
91.0
Nist98.l
1
0.5
0
-0.5
-1
-1.5
40
50
60
70
80
90
100
110
120
Mass-to-Charge (m/z)

Name	CGOSP-18-S-20250617
Comment	C38881
Data File	B2504611.D
Acq. Date-Time	7/8/2025 9:01:45 AM
Acq. Method File	M325B-TD
Tube Sorbent	Carbopack X
Analyze Quant Version	12.1
Report Quant Version	12.1

Sample Chromatogram

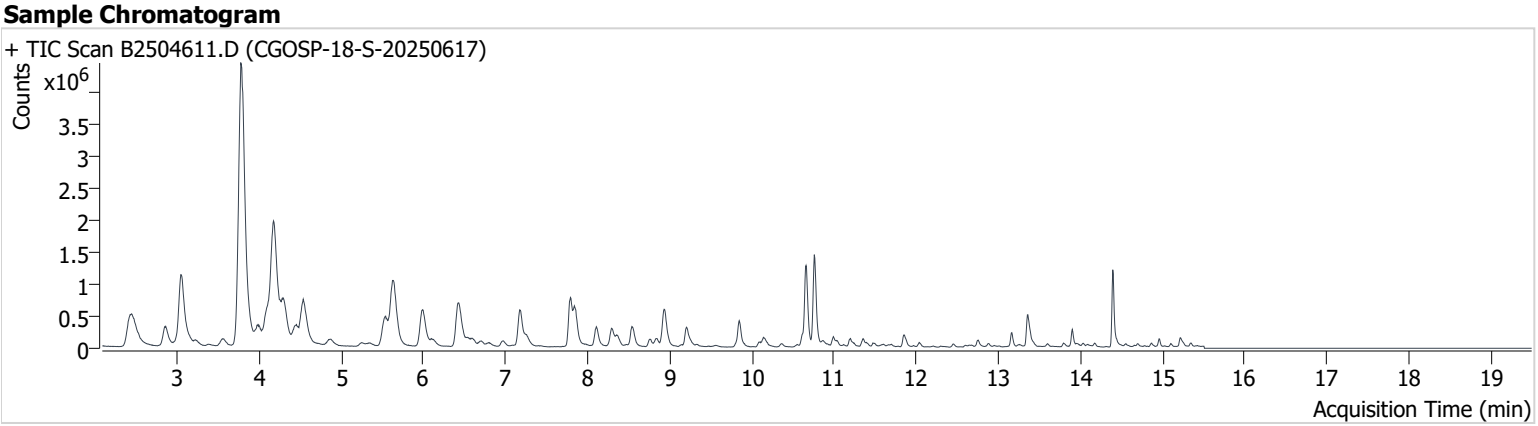

Name	ISTD	RT	ICAL RT	Resp.	Int. Flag
Benzene-d6 (IS)		7.791	7.779	1,307,088	
Benzene	Benzene-d6 (IS)	7.856	7.842	918,732	
Toluene-d8 (IS)		10.658	10.652	1,307,457	
Toluene	Toluene-d8 (IS)	10.758	10.758	1,361,915	
Ethylbenzene	Toluene-d8 (IS)	13.162	13.156	204,198	
m-/p-Xylenes	Toluene-d8 (IS)	13.352	13.370	543,382	
o-Xylene	Toluene-d8 (IS)	13.898	13.892	207,872	

Benzene-d6 (IS)

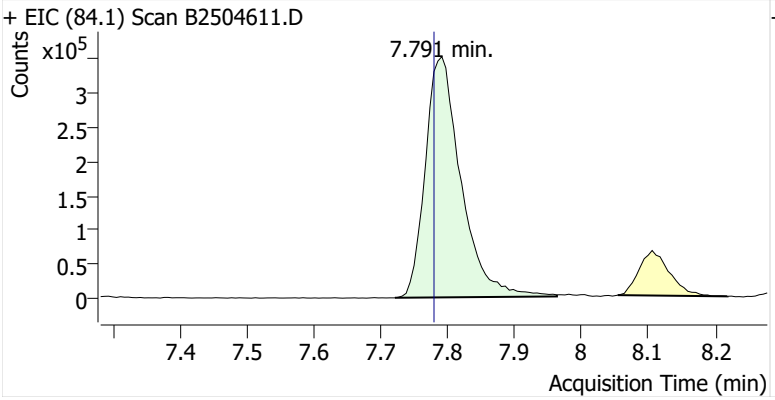

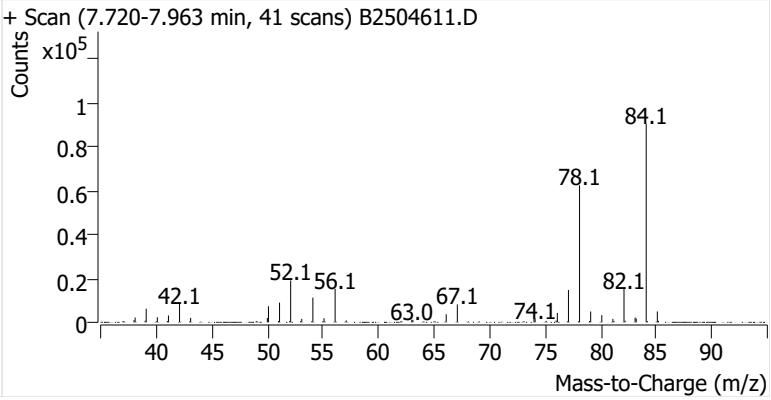

Benzene

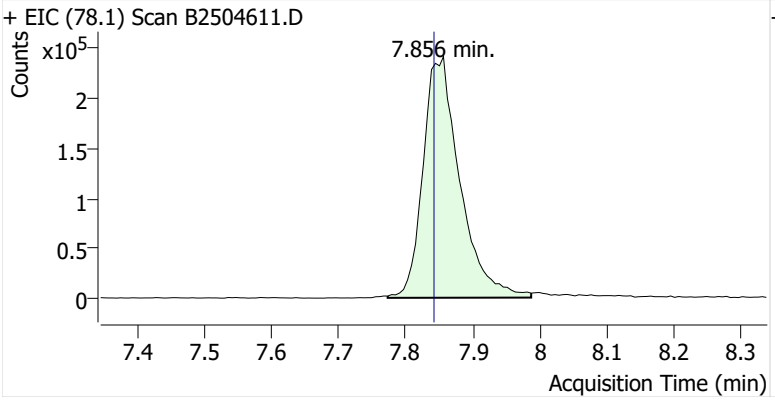

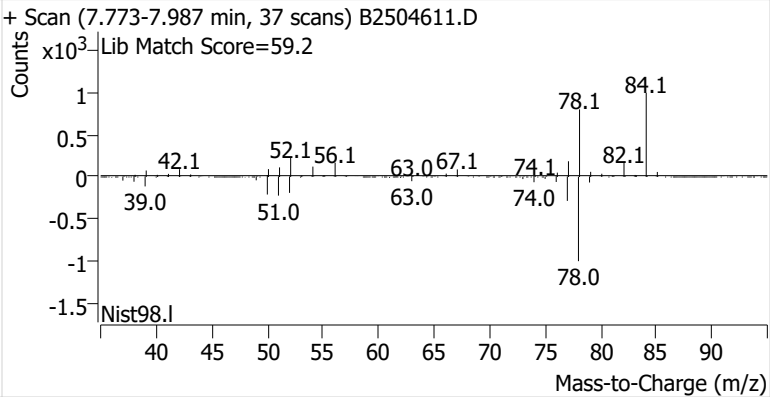

Toluene-d8 (IS)

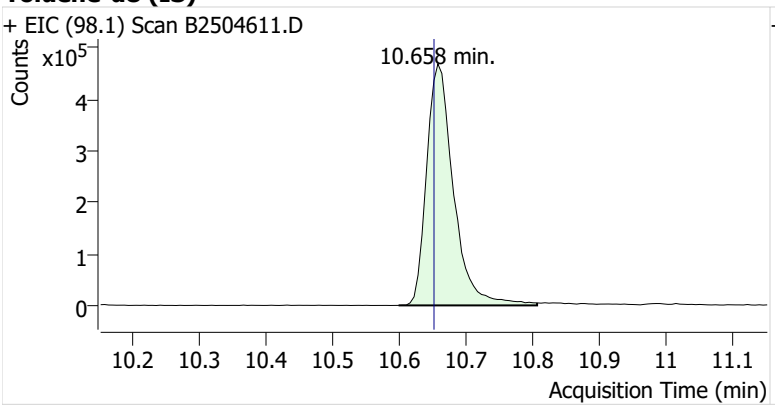

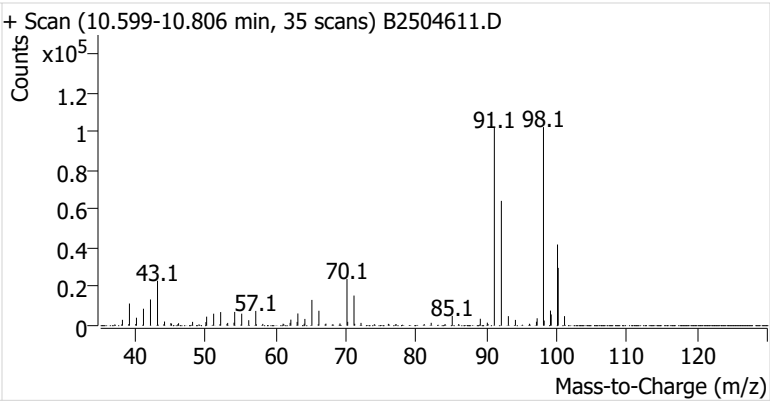

Toluene

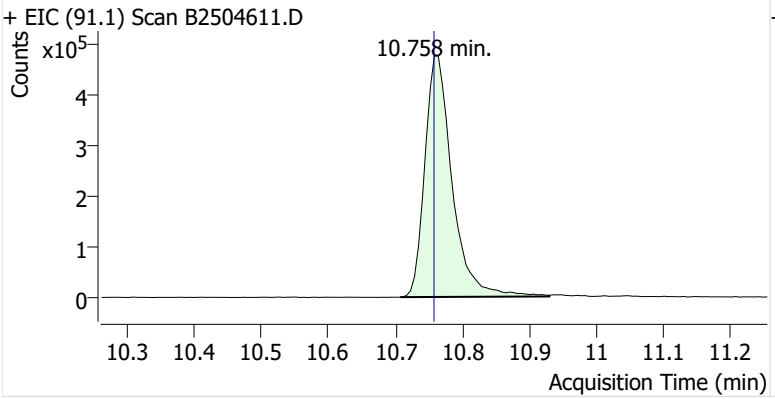

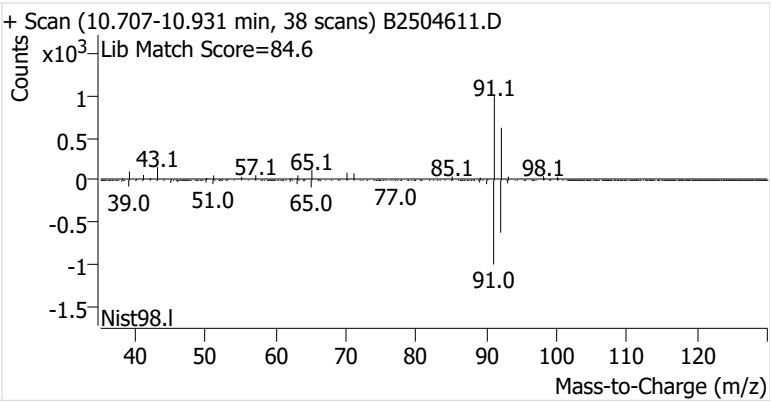

Ethylbenzene

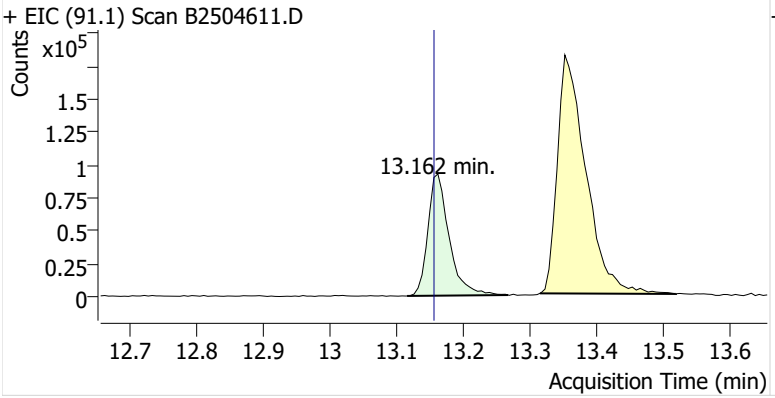

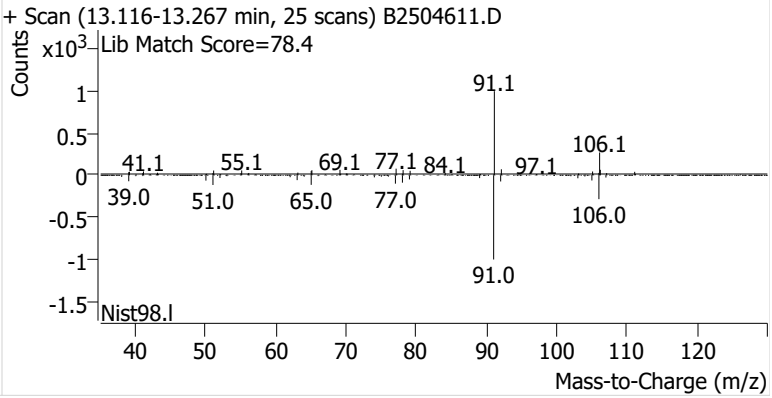

m-/p-Xylenes

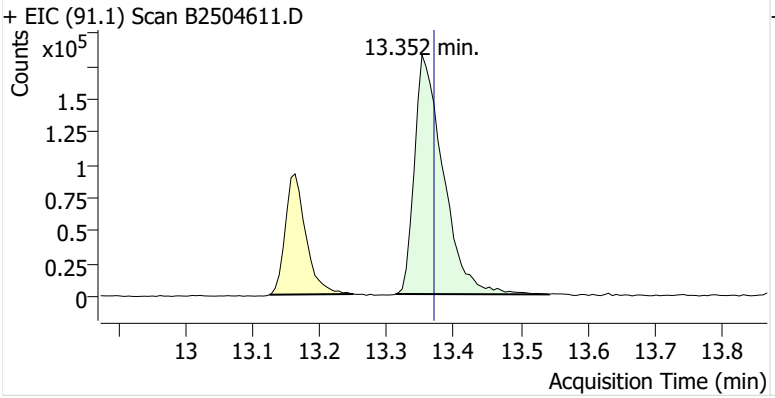

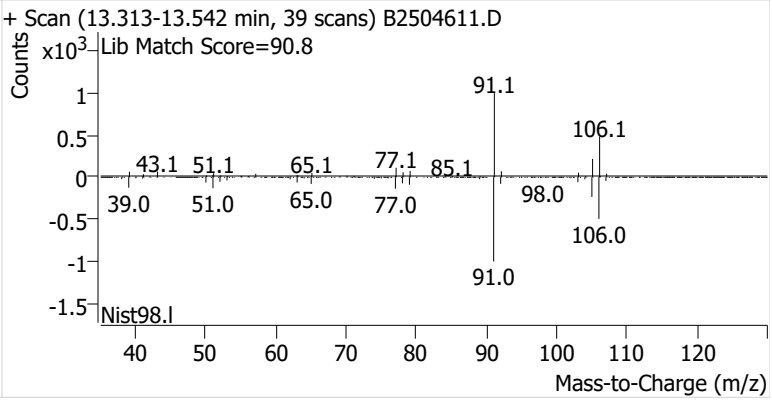

o-Xylene

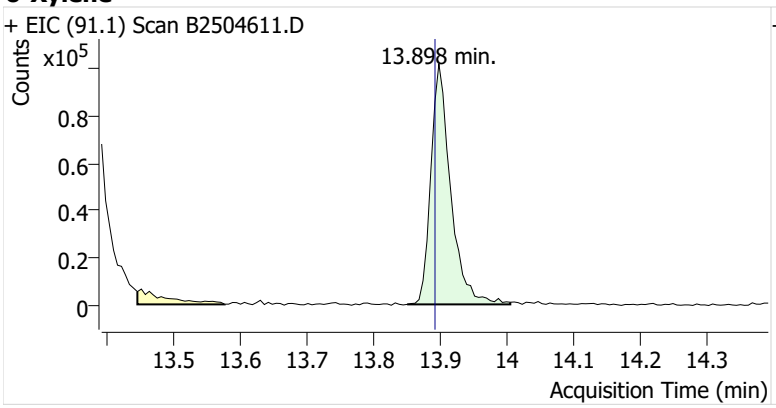
+ EIC (91.1) Scan B2504611.D
Counts
x10^5
13.898 min.
0.8
0.6
0.4
0.2
0
13.5
13.6
13.7
13.8
13.9
14
14.1
14.2
14.3
Acquisition Time (min)

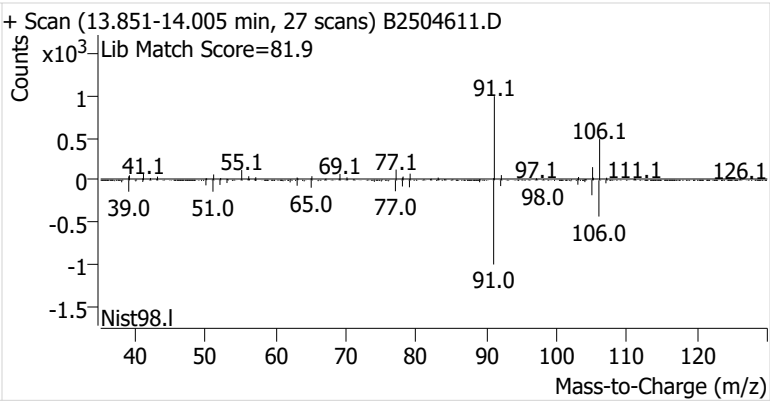
+ Scan (13.851-14.005 min, 27 scans) B2504611.D
Counts
x10^3
Lib Match Score=81.9
91.1
106.1
41.1
55.1
69.1
77.1
97.1
111.1
126.1
39.0
51.0
65.0
77.0
98.0
106.0
91.0
Nist98.l
1
0.5
0
-0.5
-1
-1.5
40
50
60
70
80
90
100
110
120
Mass-to-Charge (m/z)

Initial Calibration

Enthalpy Analytical

Company: Montrose Air Quality Services, LLC - New Jersey
Job No.: 2025FP301-1 EPA Method 325B Analysis
Client No.: PROJ-050158 Site: CITGO - South Portland Terminal

Calibration Curves

Method	Compound	Level	Cal File	Amount (ng)	Area	ISTD Amt (ng)	ISTD Area	RRF	Dev
B032725A_CC252679_R1	Benzene	1	B2502161.D	5.02	66915	92.1	1130329	1.086	0.15
B032725A_CC252679_R1	Benzene	2	B2502162.D	10.03	123472	92.1	1134799	0.998	0.061
B032725A_CC252679_R1	Benzene	3	B2502163.D	20.07	239526	92.1	1139939	0.964	0.024
B032725A_CC252679_R1	Benzene	4	B2502164.D	40.14	464736	92.1	1140822	0.934	-0.0072
B032725A_CC252679_R1	Benzene	5	B2502165.D	100.34	1120064	92.1	1153198	0.891	-0.053
B032725A_CC252679_R1	Benzene	6	B2502166.D	200.69	2173887	92.1	1152162	0.866	-0.08
B032725A_CC252679_R1	Benzene	7	B2502167.D	602.07	6239884	92.1	1124490	0.848	-0.098
						Avg:	1139391	0.941	
						%RSD:	0.9%	8.9%	
B032725A_CC252679_R1	Toluene	1	B2502161.D	5.43	68415	108.6	1206222	1.136	0.09
B032725A_CC252679_R1	Toluene	2	B2502162.D	10.85	136331	108.6	1221018	1.118	0.072
B032725A_CC252679_R1	Toluene	3	B2502163.D	21.70	265903	108.6	1213247	1.097	0.053
B032725A_CC252679_R1	Toluene	4	B2502164.D	43.40	525839	108.6	1241251	1.060	0.017
B032725A_CC252679_R1	Toluene	5	B2502165.D	108.50	1225436	108.6	1246510	0.984	-0.056
B032725A_CC252679_R1	Toluene	6	B2502166.D	217.00	2398539	108.6	1233587	0.973	-0.066
B032725A_CC252679_R1	Toluene	7	B2502167.D	651.00	6892580	108.6	1239562	0.928	-0.11
						Avg:	1228771	1.042	
						%RSD:	1.3%	7.7%	
B032725A_CC252679_R1	Ethylbenzene	1	B2502161.D	5.21	82745	108.6	1206222	1.429	0.13
B032725A_CC252679_R1	Ethylbenzene	2	B2502162.D	10.43	163215	108.6	1221018	1.392	0.1
B032725A_CC252679_R1	Ethylbenzene	3	B2502163.D	20.86	316961	108.6	1213247	1.360	0.078
B032725A_CC252679_R1	Ethylbenzene	4	B2502164.D	41.72	631635	108.6	1241251	1.325	0.05
B032725A_CC252679_R1	Ethylbenzene	5	B2502165.D	104.29	1380271	108.6	1246510	1.153	-0.086
B032725A_CC252679_R1	Ethylbenzene	6	B2502166.D	208.59	2729887	108.6	1233587	1.152	-0.087
B032725A_CC252679_R1	Ethylbenzene	7	B2502167.D	625.75	7297585	108.6	1239562	1.022	-0.19
						Avg:	1228771	1.262	
						%RSD:	1.3%	12.1%	
B032725A_CC252679_R1	m-/p-Xylenes	1	B2502161.D	4.92	67830	108.6	1206222	1.240	0.22
B032725A_CC252679_R1	m-/p-Xylenes	2	B2502162.D	9.85	125700	108.6	1221018	1.135	0.12
B032725A_CC252679_R1	m-/p-Xylenes	3	B2502163.D	19.70	245314	108.6	1213247	1.115	0.099
B032725A_CC252679_R1	m-/p-Xylenes	4	B2502164.D	39.40	455091	108.6	1241251	1.011	-0.0038
B032725A_CC252679_R1	m-/p-Xylenes	5	B2502165.D	98.50	1025305	108.6	1246510	0.907	-0.11
B032725A_CC252679_R1	m-/p-Xylenes	6	B2502166.D	197.00	1953079	108.6	1233587	0.873	-0.14
B032725A_CC252679_R1	m-/p-Xylenes	7	B2502167.D	590.99	5536857	108.6	1239562	0.821	-0.19
						Avg:	1228771	1.015	
						%RSD:	1.3%	15.3%	
B032725A_CC252679_R1	o-Xylene	1	B2502161.D	5.14	67964	108.6	1206222	1.191	0.19
B032725A_CC252679_R1	o-Xylene	2	B2502162.D	10.27	135805	108.6	1221018	1.176	0.17
B032725A_CC252679_R1	o-Xylene	3	B2502163.D	20.55	240134	108.6	1213247	1.046	0.041

Enthalpy Analytical

Company: Montrose Air Quality Services, LLC - New Jersey
Job No.: 2025FP301-1 EPA Method 325B Analysis
Client No.: PROJ-050158 Site: CITGO - South Portland Terminal

Calibration Curves

Method	Compound	Level	Cal File	Amount (ng)	Area	ISTD Amt (ng)	ISTD Area	RRF	Dev
B032725A_CC252679_R1	o-Xylene	4	B2502164.D	41.09	515081	108.6	1241251	1.097	0.091
B032725A_CC252679_R1	o-Xylene	5	B2502165.D	102.73	1027435	108.6	1246510	0.871	-0.13
B032725A_CC252679_R1	o-Xylene	6	B2502166.D	205.47	2011906	108.6	1233587	0.862	-0.14
B032725A_CC252679_R1	o-Xylene	7	B2502167.D	616.40	5582442	108.6	1239562	0.794	-0.21
						Avg:	1228771	1.005	
						%RSD:	1.3%	16.1%	

Calibration Curves

Method	Compound	Level	Cal File	Amount (ng)	Area	ISTD Amt (ng)	ISTD Area	RRF	Dev
B032725A_CC252679_R1	Benzene	ICV	B2502168.D	64.93	684250	92.1	1106030	0.877	-6.8%
B032725A_CC252679_R1	Toluene	ICV	B2502168.D	77.44	904869	108.6	1207486	1.051	0.9%
B032725A_CC252679_R1	Ethylbenzene	ICV	B2502168.D	87.18	1130379	108.6	1207486	1.166	-7.6%
B032725A_CC252679_R1	m-/p-Xylenes	ICV	B2502168.D	90.74	932274	108.6	1207486	0.924	-8.9%
B032725A_CC252679_R1	o-Xylene	ICV	B2502168.D	89.32	959027	108.6	1207486	0.966	-3.9%

M325B PDF Report ver.20250630

Sample Custody

ENTHALPY
ANALYTICAL

2025FP301

EPA Method 325 A/B
Field Test Data Sheet and Chain of Custody Record

Page # 1 of # 1

☐ Standard Turn Around Time (10 business days)
☐ Rush Turn Around Time
• All TATs Subject to Approval by Enthalpy Analytical, Inc.
• Unless otherwise specified, sample tubes will be conditioned for re-use 3 business days after submission of results

Site Name:	Citgo SP Terminal	Client Name:	Montrose Air
Site Address:	102 Mechanic Street	Project Number:	#031602
City:	South Portland	Project Manager:	Haig Brochu
State	Maine	Email Address:	haigbrochu@montrose-env.com
Zip:	04106	Telephone #:	207.441.0025

PO#:
Sample Event #
Sorbent:

Location		Sample ID (Tube ID)	Sample, Blank or Duplicate	Start Date	Start Time	Stop Date	Stop Time	Deployed/ Collected by	Ave. Pressure (inHg)	Avg. Ambient Temp. (°F)
1	C	37031	S	6/17/25	9:05	7/1/25	9:00	HFB		
2	C	40120	S		9:15		9:10			
3	C	35708	S		9:30		9:25			
3	C	43629	D		9:30		9:25			
3	B	52891	B		9:30		9:25			
4	C	37466	S		9:40		9:35			
5	B	46752	S		9:50		9:45			
6	C	33490	S		10:00		9:55			
7	C	59911	S		10:10		10:05			
8	C	31341	S		10:20		10:15			
9	C	38994	S	=	10:30	=	10:25	=		
	C	00668	D		10:30		10:25			
9	B	19904	B		10:30		10:25			
10	B	35481	S		10:40		10:40			
11	C	20439	S		10:50		10:50			
12	C	17205	S		11:00		11:00			
13	B	42324	S		11:10		11:10			
14	C	53656	S		10:20		11:20			
15	C	24248	S		10:30		11:30			
16	C	55554	S		10:40		11:40			
17	B	49685	S		11:50		11:50			
18	C	38881	S	6/17/25	12:00	7/1/25	12:00	HFB		

Relinquished By (printed):	Relinquished By (signature):	Relinquished Date:	Relinquished Time:
Haig Brochu		7/1/2025	16:55
Recieved By (printed):	**Recieved By (signature):**	**Receipt Date:**	**Receipt Time:**
Anella McLamy	Anella McLamy	7/7/25	12:40 PM
Sample Condition Upon Receipt:	**Compound List:**	**Custody Seal intact? Y/N:**	**Delivery tracking #**
Good		Y	
Ave Temp: / Blank Temp: 23.0	FLUKE 4	Add Custody Seal # below: 24G15388	

Comments:

This Is The Last Page Of This Report.

ENTHALPY
ANALYTICAL

CITGO – South Portland Terminal

102 Mechanic St.
South Portland, ME 04106

Sampling Event 31 CITGO - South Portland Terminal

Client Project# PROJ-050158
Samples Received: 7/23/2025

Analytical Report
2025FP302

EPA Method 325B Analysis

Report Issue Date: 8/1/2025

I certify that to the best of my knowledge all analytical data presented in this report have been checked for completeness, accuracy, errors and legibility in addition to having been conducted in accordance with approved protocol, and that all deviations and analytical problems are summarized in the appropriate narrative(s). This report shall not be reproduced except in full without approval of the laboratory. This will provide assurance that parts of the report are not taken out of context.

Amendment(s):

Signature:

Isabel C Obando

QA Review by Isabel Obando Marrero, Data Reviewer

ENTHALPY
ANALYTICAL

Matt Cavanaugh
mcavanaugh@montrose-env.com / www.enthalpy.com
O: (919) 850-4392
Enthalpy Analytical
800 Capitola Drive Suite 1 Durham, NC 27713

Table of Contents

Case Narrative . . . 3
Results . . . 6
    Summary of Results . . . 7
    Detailed Results . . . 8
QC Data . . . 12
Chromatograms . . . 15
Initial Calibration . . . 85
Sample Custody . . . 88
    Chain of Custody . . . 89

Narrative Summary

ENTHALPY
ANALYTICAL

Enthalpy Analytical Narrative Summary

Company	Montrose Air Quality Services, LLC - New Jersey
Job No.	2025FP302-1
Client ID.	PROJ-050158 Site: CITGO - South Portland Terminal

1. Custody

The samples were received at Enthalpy Analytical on July 23, 2025 at 22.8 °C. The samples were received in good condition. Prior to, during, and after analysis, the samples were kept under lock with access only to authorized personnel by Enthalpy Analytical, LLC

Table 1 - Sample Inventory

Sample ID	Tube ID	Sample Type
CGOSP-1-S-20250701	C60236	Sample
CGOSP-2-S-20250701	C00836	Sample
CGOSP-3-S-20250701	C61486	Sample
CGOSP-3-D-20250701	B46073	Duplicate
CGOSP-3-B-20250701	B49391	Blank
CGOSP-4-S-20250701	C20465	Sample
CGOSP-5-S-20250701	B15780	Sample
CGOSP-6-S-20250701	C24267	Sample
CGOSP-7-S-20250701	B45024	Sample
CGOSP-8-S-20250701	B17520	Sample
CGOSP-9-S-20250701	B28072	Sample
CGOSP-9-D-20250701	C01495	Duplicate
CGOSP-9-B-20250701	B52720	Blank
CGOSP-10-S-20250701	B10490	Sample
CGOSP-11-S-20250701	B46939	Sample
CGOSP-12-S-20250701	B50602	Sample
CGOSP-13-S-20250701	B46127	Sample
CGOSP-14-S-20250701	C55381	Sample
CGOSP-15-S-20250701	B42747	Sample
CGOSP-16-S-20250701	C56820	Sample
CGOSP-17-S-20250701	C55705	Sample
CGOSP-18-S-20250701	C40159	Sample

2. Analysis

The samples were analyzed for Benzene, Toluene, Ethylbenzene, m-/p-Xylenes, and o-Xylene using EPA Method 325B – Volatile Organic Compounds from Fugitive and Area Sources by Thermal Desorption and GC/MS. A copy of the acquisition method M325B-TD35 is not included in this report but may be available upon request.

The sample tube media used for this sampling period was CarbopackX. All calibration standards and laboratory QC were prepared using the same media.

Enthalpy Analytical Narrative Summary

Company Job No. Client ID.	Montrose Air Quality Services, LLC - New Jersey 2025FP302-1 PROJ-050158 Site: CITGO - South Portland Terminal

3. Calibration

All BFB tune criteria have been met for this analysis.

The initial calibration (P041125A_CC252679) met all 30% RSD criteria. The initial calibration verification met 30% difference criteria. The continuing calibration verifications met 30% difference criteria. The initial and continuing calibration raw data are not included in this report but are available upon request.

5. QC Notes

All quality control criteria required by the method and/or the laboratory SOP have been met unless noted otherwise below.

6. Reporting Notes

All tubes used for this sampling period met the method criteria for number of uses; no tube exceeded 50 field uses.

As specified in EPA Method 325B, the response factor of the daily continuing calibration standard was used to quantitate all field samples and blanks.

All samples were reported as amount in ng catch, and concentration in ug/m³ and ppbv.

The results presented in this report are representative of the samples as provided to the laboratory. These analyses met the requirements of the TNI Standard. Any deviations from the requirements of the reference method or TNI Standard have been stated above.

Enthalpy Analytical, located at 800 Capitola Drive, Suite 1, Durham NC, 27713 is accredited by the Louisiana Department of Environmental Quality (LDEQ) for EPA Method 325B for all analytes included in this report under **Certificate Number 04010**.

Results

Enthalpy Analytical

Company: Montrose Air Quality Services, LLC - New Jersey
Job No.: 2025FP302-1 EPA Method 325B Analysis
Client No.: PROJ-050158 Site: CITGO - South Portland Terminal

Summary

Sample Code	Tube ID	Benzene		Toluene		Ethylbenzene		m-/p-Xylenes		o-Xylene	
		(ug/m³)	Flag	(ug/m³)	Flag	(ug/m³)	Flag	(ug/m³)	Flag	(ug/m³)	Flag
CGOSP-1-S-20250701	C60236	2.60		9.09		1.71		5.61		2.25	
CGOSP-2-S-20250701	C00836	1.41		4.11		0.862		2.56		0.989	
CGOSP-3-S-20250701	C61486	1.58		4.48		0.916		3.19		1.34	
CGOSP-3-D-20250701	B46073	1.70		4.90		1.07		2.93		1.22	
CGOSP-3-B-20250701	B49391	0.186	ND	0.240	ND	0.271	ND	0.271	ND	0.271	ND
CGOSP-4-S-20250701	C20465	2.12		6.03		1.22		3.49		1.26	
CGOSP-5-S-20250701	B15780	2.12		6.62		1.51		4.52		1.77	
CGOSP-6-S-20250701	C24267	2.11		6.83		1.35		3.93		1.64	
CGOSP-7-S-20250701	B45024	2.31		7.40		1.36		4.05		1.55	
CGOSP-8-S-20250701	B17520	2.37		7.57		1.28		3.80		1.44	
CGOSP-9-S-20250701	B28072	1.88		5.46		0.878		2.54		1.00	
CGOSP-9-D-20250701	C01495	1.82		5.14		0.846		2.48		0.909	
CGOSP-9-B-20250701	B52720	0.186	ND	0.240	ND	0.271	ND	0.271	ND	0.271	ND
CGOSP-10-S-20250701	B10490	1.44		3.69		0.631		2.18		0.877	
CGOSP-11-S-20250701	B46939	2.30		7.07		1.01		3.35		1.31	
CGOSP-12-S-20250701	B50602	1.62		4.90		0.796		2.53		0.965	
CGOSP-13-S-20250701	B46127	1.61		5.34		1.06		3.68		1.47	
CGOSP-14-S-20250701	C55381	1.65		5.96		1.32		4.18		1.51	
CGOSP-15-S-20250701	B42747	1.95		6.70		1.81		4.55		1.79	
CGOSP-16-S-20250701	C56820	4.78		10.8		1.86		6.05		2.19	
CGOSP-17-S-20250701	C55705	4.23		9.83		1.57		5.29		2.02	
CGOSP-18-S-20250701	C40159	7.48		14.9		2.15		6.54		2.51	

ND: The analyte was not present above the Method Detection Limit

Enthalpy Analytical

Company: Montrose Air Quality Services, LLC - New Jersey
Job No.: 2025FP302-1 EPA Method 325B Analysis
Client No.: PROJ-050158 Site: CITGO - South Portland Terminal

Benzene

Sample Code	Tube ID	Conc (ug/m³)	Conc (ppbv)	Calc Amt (ng)	Temp (°F)	Uptake Rate (mL/min	Sample Time (min)	LOD (ug/m³)	LOQ (ug/m³)	LOD (ppbv)	LOQ (ppbv)	Flags	Data File	Inj DateTime	CCV RRF	Ret Time (min)	Target Area	ISTD Area	ISTD Amt	ISTD RT	ISTD Change
CGOSP-1-S-20250701	C60236	2.60	0.813	34.9	70.8	0.666	20180	0.186	0.369	0.0583	0.116		P2504653.D	2025-07-24 16:22	0.823	8.390	250329	787235	90.3	8.343	-0.7%
CGOSP-2-S-20250701	C00836	1.41	0.442	19.0	70.8	0.666	20180	0.186	0.369	0.0583	0.116		P2504654.D	2025-07-24 16:59	0.823	8.402	136690	790623	90.3	8.349	-0.2%
CGOSP-3-S-20250701	C61486	1.58	0.494	21.2	70.8	0.666	20180	0.186	0.369	0.0583	0.116		P2504655.D	2025-07-24 17:37	0.823	8.408	152916	790859	90.3	8.343	-0.2%
CGOSP-3-D-20250701	B46073	1.70	0.532	22.8	70.8	0.666	20180	0.186	0.369	0.0583	0.116		P2504656.D	2025-07-24 18:14	0.823	8.396	159852	768880	90.3	8.343	-3.0%
CGOSP-3-B-20250701	B49391	0.186	0.0583		70.8	0.666	20180	0.186	0.369	0.0583	0.116	ND	P2504652.D	2025-07-24 15:45	0.823	8.408	8884	786376	90.3	8.343	-0.8%
CGOSP-4-S-20250701	C20465	2.12	0.663	28.5	70.8	0.666	20180	0.186	0.369	0.0583	0.116		P2504657.D	2025-07-24 18:51	0.823	8.396	199906	771082	90.3	8.343	-2.7%
CGOSP-5-S-20250701	B15780	2.12	0.664	28.5	70.8	0.666	20180	0.186	0.369	0.0583	0.116		P2504658.D	2025-07-24 19:29	0.823	8.402	204450	787420	90.3	8.343	-0.6%
CGOSP-6-S-20250701	C24267	2.11	0.660	28.3	70.8	0.666	20180	0.186	0.369	0.0583	0.116		P2504659.D	2025-07-24 20:06	0.823	8.402	196967	763332	90.3	8.343	-3.7%
CGOSP-7-S-20250701	B45024	2.31	0.724	31.1	70.8	0.666	20180	0.186	0.369	0.0583	0.116		P2504660.D	2025-07-24 20:43	0.823	8.402	215269	760192	90.3	8.343	-4.1%
CGOSP-8-S-20250701	B17520	2.37	0.742	31.9	70.8	0.666	20180	0.186	0.369	0.0583	0.116		P2504661.D	2025-07-24 21:21	0.823	8.402	219487	755963	90.3	8.349	-4.6%
CGOSP-9-S-20250701	B28072	1.88	0.587	25.2	70.8	0.666	20185	0.186	0.369	0.0582	0.116		P2504662.D	2025-07-24 21:58	0.823	8.402	178827	778245	90.3	8.343	-1.8%
CGOSP-9-D-20250701	C01495	1.82	0.571	24.5	70.8	0.666	20185	0.186	0.369	0.0582	0.116		P2504664.D	2025-07-24 23:35	0.823	8.402	174234	780618	90.3	8.343	-1.5%
CGOSP-9-B-20250701	B52720	0.186	0.0582		70.8	0.666	20185	0.186	0.369	0.0582	0.116	ND	P2504665.D	2025-07-25 00:13	0.823	8.397	7140	766941	90.3	8.343	-3.2%
CGOSP-10-S-20250701	B10490	1.44	0.450	19.3	70.8	0.666	20180	0.186	0.369	0.0583	0.116		P2504666.D	2025-07-25 00:50	0.823	8.390	139229	791681	90.3	8.343	-0.1%
CGOSP-11-S-20250701	B46939	2.30	0.720	30.9	70.8	0.666	20180	0.186	0.369	0.0583	0.116		P2504667.D	2025-07-25 01:28	0.823	8.402	220129	781641	90.3	8.343	-1.4%
CGOSP-12-S-20250701	B50602	1.62	0.508	21.8	70.8	0.666	20180	0.186	0.369	0.0582	0.116		P2504668.D	2025-07-25 02:05	0.823	8.403	156342	786360	90.3	8.349	-0.8%
CGOSP-13-S-20250701	B46127	1.61	0.505	21.7	70.8	0.666	20180	0.186	0.369	0.0582	0.116		P2504669.D	2025-07-25 02:42	0.823	8.408	158402	802342	90.3	8.343	1.2%
CGOSP-14-S-20250701	C55381	1.65	0.518	22.2	70.8	0.666	20180	0.186	0.369	0.0582	0.116		P2504670.D	2025-07-25 03:19	0.823	8.402	161683	797899	90.3	8.343	0.7%
CGOSP-15-S-20250701	B42747	1.95	0.610	26.2	70.8	0.666	20180	0.186	0.369	0.0582	0.116		P2504671.D	2025-07-25 03:57	0.823	8.397	195381	819408	90.3	8.343	3.4%
CGOSP-16-S-20250701	C56820	4.78	1.50	64.2	70.8	0.666	20180	0.186	0.369	0.0582	0.116		P2504672.D	2025-07-25 04:34	0.823	8.402	448332	766022	90.3	8.349	-3.3%
CGOSP-17-S-20250701	C55705	4.23	1.33	56.9	70.8	0.666	20180	0.186	0.369	0.0582	0.116		P2504673.D	2025-07-25 05:11	0.823	8.402	398144	768167	90.3	8.349	-3.1%
CGOSP-18-S-20250701	C40159	7.48	2.34	101	70.8	0.666	20180	0.186	0.369	0.0582	0.116		P2504674.D	2025-07-25 05:49	0.823	8.402	730100	796413	90.3	8.349	0.5%

Toluene

Sample Code	Tube ID	Conc (ug/m³)	Conc (ppbv)	Calc Amt (ng)	Temp (°F)	Uptake Rate (mL/min	Sample Time (min)	LOD (ug/m³)	LOQ (ug/m³)	LOD (ppbv)	LOQ (ppbv)	Flags	Data File	Inj DateTime	CCV RRF	Ret Time (min)	Target Area	ISTD Area	ISTD Amt	ISTD RT	ISTD Change
CGOSP-1-S-20250701	C60236	9.09	2.41	94.8	70.8	0.517	20180	0.240	0.514	0.0636	0.137		P2504653.D	2025-07-24 16:22	0.845	11.002	720075	946832	105.3	10.907	-3.5%
CGOSP-2-S-20250701	C00836	4.11	1.09	42.9	70.8	0.517	20180	0.240	0.514	0.0636	0.137		P2504654.D	2025-07-24 16:59	0.845	10.996	326650	949073	105.3	10.907	-3.2%
CGOSP-3-S-20250701	C61486	4.48	1.19	46.7	70.8	0.517	20180	0.240	0.514	0.0636	0.137		P2504655.D	2025-07-24 17:37	0.845	11.002	357618	954464	105.3	10.907	-2.7%
CGOSP-3-D-20250701	B46073	4.90	1.30	51.1	70.8	0.517	20180	0.240	0.514	0.0636	0.137		P2504656.D	2025-07-24 18:14	0.845	11.002	390216	951422	105.3	10.907	-3.0%
CGOSP-3-B-20250701	B49391	0.240	0.0636		70.8	0.517	20180	0.240	0.514	0.0636	0.137	ND	P2504652.D	2025-07-24 15:45	0.845	10.996	10202	942798	105.3	10.907	-3.9%
CGOSP-4-S-20250701	C20465	6.03	1.60	62.9	70.8	0.517	20180	0.240	0.514	0.0636	0.137		P2504657.D	2025-07-24 18:51	0.845	10.996	473629	938185	105.3	10.907	-4.3%
CGOSP-5-S-20250701	B15780	6.62	1.76	69.1	70.8	0.517	20180	0.240	0.514	0.0636	0.137		P2504658.D	2025-07-24 19:29	0.845	11.002	534081	964255	105.3	10.907	-1.7%
CGOSP-6-S-20250701	C24267	6.83	1.81	71.2	70.8	0.517	20180	0.240	0.514	0.0636	0.137		P2504659.D	2025-07-24 20:06	0.845	11.002	541808	948572	105.3	10.907	-3.3%
CGOSP-7-S-20250701	B45024	7.40	1.96	77.2	70.8	0.517	20180	0.240	0.514	0.0636	0.137		P2504660.D	2025-07-24 20:43	0.845	11.002	571461	922870	105.3	10.907	-5.9%
CGOSP-8-S-20250701	B17520	7.57	2.01	79.0	70.8	0.517	20180	0.240	0.514	0.0636	0.137		P2504661.D	2025-07-24 21:21	0.845	11.002	585838	924303	105.3	10.907	-5.8%
CGOSP-9-S-20250701	B28072	5.46	1.45	57.0	70.8	0.517	20185	0.240	0.514	0.0636	0.137		P2504662.D	2025-07-24 21:58	0.845	11.002	430475	941928	105.3	10.907	-4.0%
CGOSP-9-D-20250701	C01495	5.14	1.37	53.7	70.8	0.517	20185	0.240	0.514	0.0636	0.137		P2504664.D	2025-07-24 23:35	0.845	11.002	405677	942305	105.3	10.907	-3.9%
CGOSP-9-B-20250701	B52720	0.240	0.0636		70.8	0.517	20185	0.240	0.514	0.0636	0.137	ND	P2504665.D	2025-07-25 00:13	0.845	11.014	10944	961599	105.3	10.907	-1.9%
CGOSP-10-S-20250701	B10490	3.69	0.981	38.5	70.8	0.517	20180	0.240	0.514	0.0636	0.137		P2504666.D	2025-07-25 00:50	0.845	11.002	296761	960031	105.3	10.907	-2.1%
CGOSP-11-S-20250701	B46939	7.07	1.88	73.7	70.8	0.517	20180	0.240	0.514	0.0636	0.137		P2504667.D	2025-07-25 01:28	0.845	10.996	571954	966868	105.3	10.907	-1.4%

Enthalpy Analytical

Company: Montrose Air Quality Services, LLC - New Jersey
Job No.: 2025FP302-1 EPA Method 325B Analysis
Client No.: PROJ-050158 Site: CITGO - South Portland Terminal

Toluene

Sample Code	Tube ID	Conc (ug/m³)	Conc (ppbv)	Calc Amt (ng)	Temp (°F)	Uptake Rate (mL/min	Sample Time (min)	LOD (ug/m³)	LOQ (ug/m³)	LOD (ppbv)	LOQ (ppbv)	Flags	Data File	Inj DateTime	CCV RRF	Ret Time (min)	Target Area	ISTD Area	ISTD Amt	ISTD RT	ISTD Change
CGOSP-12-S-20250701	B50602	4.90	1.30	51.1	70.8	0.517	20180	0.240	0.514	0.0636	0.137		P2504668.D	2025-07-25 02:05	0.845	11.002	399604	975466	105.3	10.907	-0.5%
CGOSP-13-S-20250701	B46127	5.34	1.42	55.7	70.8	0.517	20180	0.240	0.514	0.0636	0.137		P2504669.D	2025-07-25 02:42	0.845	11.002	437823	980189	105.3	10.907	-0.1%
CGOSP-14-S-20250701	C55381	5.96	1.58	62.2	70.8	0.517	20180	0.240	0.514	0.0636	0.137		P2504670.D	2025-07-25 03:19	0.845	11.002	478414	959409	105.3	10.907	-2.2%
CGOSP-15-S-20250701	B42747	6.70	1.78	69.9	70.8	0.517	20180	0.240	0.514	0.0636	0.137		P2504671.D	2025-07-25 03:57	0.845	11.002	542990	968683	105.3	10.907	-1.2%
CGOSP-16-S-20250701	C56820	10.8	2.86	113	70.8	0.517	20180	0.240	0.514	0.0636	0.137		P2504672.D	2025-07-25 04:34	0.845	11.008	835796	926079	105.3	10.913	-5.6%
CGOSP-17-S-20250701	C55705	9.83	2.61	103	70.8	0.517	20180	0.240	0.514	0.0636	0.137		P2504673.D	2025-07-25 05:11	0.845	11.002	797536	969264	105.3	10.907	-1.2%
CGOSP-18-S-20250701	C40159	14.9	3.96	156	70.8	0.517	20180	0.240	0.514	0.0636	0.137		P2504674.D	2025-07-25 05:49	0.845	11.002	1166128	934691	105.3	10.907	-4.7%

Ethylbenzene

Sample Code	Tube ID	Conc (ug/m³)	Conc (ppbv)	Calc Amt (ng)	Temp (°F)	Uptake Rate (mL/min	Sample Time (min)	LOD (ug/m³)	LOQ (ug/m³)	LOD (ppbv)	LOQ (ppbv)	Flags	Data File	Inj DateTime	CCV RRF	Ret Time (min)	Target Area	ISTD Area	ISTD Amt	ISTD RT	ISTD Change
CGOSP-1-S-20250701	C60236	1.71	0.394	15.8	70.8	0.457	20180	0.271	0.559	0.0624	0.129		P2504653.D	2025-07-24 16:22	0.928	13.133	131668	946832	105.3	10.907	-3.5%
CGOSP-2-S-20250701	C00836	0.862	0.199	7.95	70.8	0.457	20180	0.271	0.559	0.0624	0.129		P2504654.D	2025-07-24 16:59	0.928	13.133	66525	949073	105.3	10.907	-3.2%
CGOSP-3-S-20250701	C61486	0.916	0.211	8.45	70.8	0.457	20180	0.271	0.559	0.0624	0.129		P2504655.D	2025-07-24 17:37	0.928	13.133	71087	954464	105.3	10.907	-2.7%
CGOSP-3-D-20250701	B46073	1.07	0.247	9.88	70.8	0.457	20180	0.271	0.559	0.0624	0.129		P2504656.D	2025-07-24 18:14	0.928	13.133	82876	951422	105.3	10.907	-3.0%
CGOSP-3-B-20250701	B49391	0.271	0.0624		70.8	0.457	20180	0.271	0.559	0.0624	0.129	ND	P2504652.D	2025-07-24 15:45	0.928	13.138	1798	942798	105.3	10.907	-3.9%
CGOSP-4-S-20250701	C20465	1.22	0.280	11.2	70.8	0.457	20180	0.271	0.559	0.0624	0.129		P2504657.D	2025-07-24 18:51	0.928	13.133	92753	938185	105.3	10.907	-4.3%
CGOSP-5-S-20250701	B15780	1.51	0.348	13.9	70.8	0.457	20180	0.271	0.559	0.0624	0.129		P2504658.D	2025-07-24 19:29	0.928	13.127	118533	964255	105.3	10.907	-1.7%
CGOSP-6-S-20250701	C24267	1.35	0.311	12.4	70.8	0.457	20180	0.271	0.559	0.0624	0.129		P2504659.D	2025-07-24 20:06	0.928	13.133	104020	948572	105.3	10.907	-3.3%
CGOSP-7-S-20250701	B45024	1.36	0.312	12.5	70.8	0.457	20180	0.271	0.559	0.0624	0.129		P2504660.D	2025-07-24 20:43	0.928	13.127	101735	922870	105.3	10.907	-5.9%
CGOSP-8-S-20250701	B17520	1.28	0.295	11.8	70.8	0.457	20180	0.271	0.559	0.0624	0.129		P2504661.D	2025-07-24 21:21	0.928	13.127	96394	924303	105.3	10.907	-5.8%
CGOSP-9-S-20250701	B28072	0.878	0.202	8.10	70.8	0.457	20185	0.271	0.559	0.0624	0.129		P2504662.D	2025-07-24 21:58	0.928	13.133	67267	941928	105.3	10.907	-4.0%
CGOSP-9-D-20250701	C01495	0.846	0.195	7.81	70.8	0.457	20185	0.271	0.559	0.0624	0.129		P2504664.D	2025-07-24 23:35	0.928	13.133	64893	942305	105.3	10.907	-3.9%
CGOSP-9-B-20250701	B52720	0.271	0.0624		70.8	0.457	20185	0.271	0.559	0.0624	0.129	ND	P2504665.D	2025-07-25 00:13	0.928	13.139	2317	961599	105.3	10.907	-1.9%
CGOSP-10-S-20250701	B10490	0.631	0.145	5.82	70.8	0.457	20180	0.271	0.559	0.0624	0.129		P2504666.D	2025-07-25 00:50	0.928	13.133	49271	960031	105.3	10.907	-2.1%
CGOSP-11-S-20250701	B46939	1.01	0.233	9.34	70.8	0.457	20180	0.271	0.559	0.0624	0.129		P2504667.D	2025-07-25 01:28	0.928	13.127	79620	966868	105.3	10.907	-1.4%
CGOSP-12-S-20250701	B50602	0.796	0.183	7.35	70.8	0.457	20180	0.271	0.559	0.0624	0.129		P2504668.D	2025-07-25 02:05	0.928	13.133	63156	975466	105.3	10.907	-0.5%
CGOSP-13-S-20250701	B46127	1.06	0.245	9.81	70.8	0.457	20180	0.271	0.559	0.0624	0.129		P2504669.D	2025-07-25 02:42	0.928	13.133	84745	980189	105.3	10.907	-0.1%
CGOSP-14-S-20250701	C55381	1.32	0.304	12.2	70.8	0.457	20180	0.271	0.559	0.0624	0.129		P2504670.D	2025-07-25 03:19	0.928	13.133	103051	959409	105.3	10.907	-2.2%
CGOSP-15-S-20250701	B42747	1.81	0.418	16.7	70.8	0.457	20180	0.271	0.559	0.0624	0.129		P2504671.D	2025-07-25 03:57	0.928	13.127	142961	968683	105.3	10.907	-1.2%
CGOSP-16-S-20250701	C56820	1.86	0.429	17.2	70.8	0.457	20180	0.271	0.559	0.0624	0.129		P2504672.D	2025-07-25 04:34	0.928	13.133	140304	926079	105.3	10.913	-5.6%
CGOSP-17-S-20250701	C55705	1.57	0.361	14.5	70.8	0.457	20180	0.271	0.559	0.0624	0.129		P2504673.D	2025-07-25 05:11	0.928	13.133	123646	969264	105.3	10.907	-1.2%
CGOSP-18-S-20250701	C40159	2.15	0.495	19.8	70.8	0.457	20180	0.271	0.559	0.0624	0.129		P2504674.D	2025-07-25 05:49	0.928	13.133	163419	934691	105.3	10.907	-4.7%

m-/p-Xylenes

Sample Code	Tube ID	Conc (ug/m³)	Conc (ppbv)	Calc Amt (ng)	Temp (°F)	Uptake Rate (mL/min	Sample Time (min)	LOD (ug/m³)	LOQ (ug/m³)	LOD (ppbv)	LOQ (ppbv)	Flags	Data File	Inj DateTime	CCV RRF	Ret Time (min)	Target Area	ISTD Area	ISTD Amt	ISTD RT	ISTD Change
CGOSP-1-S-20250701	C60236	5.61	1.29	51.8	70.8	0.457	20180	0.271	0.528	0.0624	0.122		P2504653.D	2025-07-24 16:22	0.689	13.299	320988	946832	105.3	10.907	-3.5%
CGOSP-2-S-20250701	C00836	2.56	0.590	23.6	70.8	0.457	20180	0.271	0.528	0.0624	0.122		P2504654.D	2025-07-24 16:59	0.689	13.299	146788	949073	105.3	10.907	-3.2%
CGOSP-3-S-20250701	C61486	3.19	0.734	29.4	70.8	0.457	20180	0.271	0.528	0.0624	0.122		P2504655.D	2025-07-24 17:37	0.689	13.299	183749	954464	105.3	10.907	-2.7%
CGOSP-3-D-20250701	B46073	2.93	0.674	27.0	70.8	0.457	20180	0.271	0.528	0.0624	0.122		P2504656.D	2025-07-24 18:14	0.689	13.305	168146	951422	105.3	10.907	-3.0%

Enthalpy Analytical

Company: Montrose Air Quality Services, LLC - New Jersey
Job No.: 2025FP302-1 EPA Method 325B Analysis
Client No.: PROJ-050158 Site: CITGO - South Portland Terminal

m-/p-Xylenes

Sample Code	Tube ID	Conc (ug/m³)	Conc (ppbv)	Calc Amt (ng)	Temp (°F)	Uptake Rate (mL/min	Sample Time (min)	LOD (ug/m³)	LOQ (ug/m³)	LOD (ppbv)	LOQ (ppbv)	Flags	Data File	Inj DateTime	CCV RRF	Ret Time (min)	Target Area	ISTD Area	ISTD Amt	ISTD RT	ISTD Change
CGOSP-3-B-20250701	B49391	0.271	0.0624		70.8	0.457	20180	0.271	0.528	0.0624	0.122	ND	P2504652.D	2025-07-24 15:45	0.689	13.322	1910	942798	105.3	10.907	-3.9%
CGOSP-4-S-20250701	C20465	3.49	0.803	32.2	70.8	0.457	20180	0.271	0.528	0.0624	0.122		P2504657.D	2025-07-24 18:51	0.689	13.305	197609	938185	105.3	10.907	-4.3%
CGOSP-5-S-20250701	B15780	4.52	1.04	41.7	70.8	0.457	20180	0.271	0.528	0.0624	0.122		P2504658.D	2025-07-24 19:29	0.689	13.305	263082	964255	105.3	10.907	-1.7%
CGOSP-6-S-20250701	C24267	3.93	0.905	36.2	70.8	0.457	20180	0.271	0.528	0.0624	0.122		P2504659.D	2025-07-24 20:06	0.689	13.305	224973	948572	105.3	10.907	-3.3%
CGOSP-7-S-20250701	B45024	4.05	0.933	37.4	70.8	0.457	20180	0.271	0.528	0.0624	0.122		P2504660.D	2025-07-24 20:43	0.689	13.299	225691	922870	105.3	10.907	-5.9%
CGOSP-8-S-20250701	B17520	3.80	0.875	35.0	70.8	0.457	20180	0.271	0.528	0.0624	0.122		P2504661.D	2025-07-24 21:21	0.689	13.299	211969	924303	105.3	10.907	-5.8%
CGOSP-9-S-20250701	B28072	2.54	0.584	23.4	70.8	0.457	20185	0.271	0.528	0.0624	0.122		P2504662.D	2025-07-24 21:58	0.689	13.299	144376	941928	105.3	10.907	-4.0%
CGOSP-9-D-20250701	C01495	2.48	0.571	22.9	70.8	0.457	20185	0.271	0.528	0.0624	0.122		P2504664.D	2025-07-24 23:35	0.689	13.305	141034	942305	105.3	10.907	-3.9%
CGOSP-9-B-20250701	B52720	0.271	0.0624		70.8	0.457	20185	0.271	0.528	0.0624	0.122	ND	P2504665.D	2025-07-25 00:13	0.689	13.311	3314	961599	105.3	10.907	-1.9%
CGOSP-10-S-20250701	B10490	2.18	0.502	20.1	70.8	0.457	20180	0.271	0.528	0.0624	0.122		P2504666.D	2025-07-25 00:50	0.689	13.305	126344	960031	105.3	10.907	-2.1%
CGOSP-11-S-20250701	B46939	3.35	0.772	30.9	70.8	0.457	20180	0.271	0.528	0.0624	0.122		P2504667.D	2025-07-25 01:28	0.689	13.305	195807	966868	105.3	10.907	-1.4%
CGOSP-12-S-20250701	B50602	2.53	0.582	23.3	70.8	0.457	20180	0.271	0.528	0.0624	0.122		P2504668.D	2025-07-25 02:05	0.689	13.305	148944	975466	105.3	10.907	-0.5%
CGOSP-13-S-20250701	B46127	3.68	0.849	34.0	70.8	0.457	20180	0.271	0.528	0.0624	0.122		P2504669.D	2025-07-25 02:42	0.689	13.299	218226	980189	105.3	10.907	-0.1%
CGOSP-14-S-20250701	C55381	4.18	0.963	38.6	70.8	0.457	20180	0.271	0.528	0.0624	0.122		P2504670.D	2025-07-25 03:19	0.689	13.311	242161	959409	105.3	10.907	-2.2%
CGOSP-15-S-20250701	B42747	4.55	1.05	42.0	70.8	0.457	20180	0.271	0.528	0.0624	0.122		P2504671.D	2025-07-25 03:57	0.689	13.305	266514	968683	105.3	10.907	-1.2%
CGOSP-16-S-20250701	C56820	6.05	1.39	55.8	70.8	0.457	20180	0.271	0.528	0.0624	0.122		P2504672.D	2025-07-25 04:34	0.689	13.305	338236	926079	105.3	10.913	-5.6%
CGOSP-17-S-20250701	C55705	5.29	1.22	48.8	70.8	0.457	20180	0.271	0.528	0.0624	0.122		P2504673.D	2025-07-25 05:11	0.689	13.305	309633	969264	105.3	10.907	-1.2%
CGOSP-18-S-20250701	C40159	6.54	1.51	60.3	70.8	0.457	20180	0.271	0.528	0.0624	0.122		P2504674.D	2025-07-25 05:49	0.689	13.305	369175	934691	105.3	10.907	-4.7%

o-Xylene

Sample Code	Tube ID	Conc (ug/m³)	Conc (ppbv)	Calc Amt (ng)	Temp (°F)	Uptake Rate (mL/min	Sample Time (min)	LOD (ug/m³)	LOQ (ug/m³)	LOD (ppbv)	LOQ (ppbv)	Flags	Data File	Inj DateTime	CCV RRF	Ret Time (min)	Target Area	ISTD Area	ISTD Amt	ISTD RT	ISTD Change
CGOSP-1-S-20250701	C60236	2.25	0.518	20.8	70.8	0.457	20180	0.271	0.550	0.0624	0.127		P2504653.D	2025-07-24 16:22	0.712	13.791	132927	946832	105.3	10.907	-3.5%
CGOSP-2-S-20250701	C00836	0.989	0.228	9.12	70.8	0.457	20180	0.271	0.550	0.0624	0.127		P2504654.D	2025-07-24 16:59	0.712	13.792	58583	949073	105.3	10.907	-3.2%
CGOSP-3-S-20250701	C61486	1.34	0.309	12.4	70.8	0.457	20180	0.271	0.550	0.0624	0.127		P2504655.D	2025-07-24 17:37	0.712	13.798	79950	954464	105.3	10.907	-2.7%
CGOSP-3-D-20250701	B46073	1.22	0.281	11.2	70.8	0.457	20180	0.271	0.550	0.0624	0.127		P2504656.D	2025-07-24 18:14	0.712	13.792	72336	951422	105.3	10.907	-3.0%
CGOSP-3-B-20250701	B49391	0.271	0.0624		70.8	0.457	20180	0.271	0.550	0.0624	0.127	ND	P2504652.D	2025-07-24 15:45	0.712	13.542	0	942798	105.3	10.907	-3.9%
CGOSP-4-S-20250701	C20465	1.26	0.290	11.6	70.8	0.457	20180	0.271	0.550	0.0624	0.127		P2504657.D	2025-07-24 18:51	0.712	13.792	73829	938185	105.3	10.907	-4.3%
CGOSP-5-S-20250701	B15780	1.77	0.407	16.3	70.8	0.457	20180	0.271	0.550	0.0624	0.127		P2504658.D	2025-07-24 19:29	0.712	13.792	106402	964255	105.3	10.907	-1.7%
CGOSP-6-S-20250701	C24267	1.64	0.377	15.1	70.8	0.457	20180	0.271	0.550	0.0624	0.127		P2504659.D	2025-07-24 20:06	0.712	13.798	96944	948572	105.3	10.907	-3.3%
CGOSP-7-S-20250701	B45024	1.55	0.358	14.3	70.8	0.457	20180	0.271	0.550	0.0624	0.127		P2504660.D	2025-07-24 20:43	0.712	13.791	89425	922870	105.3	10.907	-5.9%
CGOSP-8-S-20250701	B17520	1.44	0.332	13.3	70.8	0.457	20180	0.271	0.550	0.0624	0.127		P2504661.D	2025-07-24 21:21	0.712	13.792	83227	924303	105.3	10.907	-5.8%
CGOSP-9-S-20250701	B28072	1.00	0.230	9.23	70.8	0.457	20185	0.271	0.550	0.0624	0.127		P2504662.D	2025-07-24 21:58	0.712	13.792	58803	941928	105.3	10.907	-4.0%
CGOSP-9-D-20250701	C01495	0.909	0.210	8.39	70.8	0.457	20185	0.271	0.550	0.0624	0.127		P2504664.D	2025-07-24 23:35	0.712	13.792	53499	942305	105.3	10.907	-3.9%
CGOSP-9-B-20250701	B52720	0.271	0.0624		70.8	0.457	20185	0.271	0.550	0.0624	0.127	ND	P2504665.D	2025-07-25 00:13	0.712	13.792	265	961599	105.3	10.907	-1.9%
CGOSP-10-S-20250701	B10490	0.877	0.202	8.10	70.8	0.457	20180	0.271	0.550	0.0624	0.127		P2504666.D	2025-07-25 00:50	0.712	13.792	52577	960031	105.3	10.907	-2.1%
CGOSP-11-S-20250701	B46939	1.31	0.302	12.1	70.8	0.457	20180	0.271	0.550	0.0624	0.127		P2504667.D	2025-07-25 01:28	0.712	13.798	79055	966868	105.3	10.907	-1.4%
CGOSP-12-S-20250701	B50602	0.965	0.222	8.90	70.8	0.457	20180	0.271	0.550	0.0624	0.127		P2504668.D	2025-07-25 02:05	0.712	13.792	58753	975466	105.3	10.907	-0.5%
CGOSP-13-S-20250701	B46127	1.47	0.338	13.6	70.8	0.457	20180	0.271	0.550	0.0624	0.127		P2504669.D	2025-07-25 02:42	0.712	13.792	89882	980189	105.3	10.907	-0.1%
CGOSP-14-S-20250701	C55381	1.51	0.348	13.9	70.8	0.457	20180	0.271	0.550	0.0624	0.127		P2504670.D	2025-07-25 03:19	0.712	13.792	90522	959409	105.3	10.907	-2.2%
CGOSP-15-S-20250701	B42747	1.79	0.412	16.5	70.8	0.457	20180	0.271	0.550	0.0624	0.127		P2504671.D	2025-07-25 03:57	0.712	13.798	108184	968683	105.3	10.907	-1.2%

Enthalpy Analytical

Company: Montrose Air Quality Services, LLC - New Jersey

Job No.: 2025FP302-1 EPA Method 325B Analysis

Client No.: PROJ-050158 Site: CITGO - South Portland Terminal

o-Xylene

Sample Code	Tube ID	Conc (ug/m³)	Conc (ppbv)	Calc Amt (ng)	Temp (°F)	Uptake Rate (mL/min	Sample Time (min)	LOD (ug/m³)	LOQ (ug/m³)	LOD (ppbv)	LOQ (ppbv)	Flags	Data File	Inj DateTime	CCV RRF	Ret Time (min)	Target Area	ISTD Area	ISTD Amt	ISTD RT	ISTD Change
CGOSP-16-S-20250701	C56820	2.19	0.506	20.3	70.8	0.457	20180	0.271	0.550	0.0624	0.127		P2504672.D	2025-07-25 04:34	0.712	13.797	126881	926079	105.3	10.913	-5.6%
CGOSP-17-S-20250701	C55705	2.02	0.466	18.7	70.8	0.457	20180	0.271	0.550	0.0624	0.127		P2504673.D	2025-07-25 05:11	0.712	13.792	122410	969264	105.3	10.907	-1.2%
CGOSP-18-S-20250701	C40159	2.51	0.579	23.2	70.8	0.457	20180	0.271	0.550	0.0624	0.127		P2504674.D	2025-07-25 05:49	0.712	13.792	146618	934691	105.3	10.907	-4.7%

ND: The analyte was not present above the Method Detection Limit

QC Data

Enthalpy Analytical

Company: Montrose Air Quality Services, LLC - New Jersey
Job No.: 2025FP302-1 EPA Method 325B Analysis
Client No.: PROJ-050158 Site: CITGO - South Portland Terminal

QC Samples

Field Sample Type	Sample Code	Benzene		Toluene		Ethylbenzene		m-/p-Xylenes		o-Xylene	
Blanks (ug/m³)	CGOSP-3-B-20250701	ND	Pass	ND	Pass	ND	Pass	ND	Pass	ND	Pass
	CGOSP-9-B-20250701	ND	Pass	ND	Pass	ND	Pass	ND	Pass	ND	Pass
Duplicates (difference)	CGOSP-3-D-20250701	7.3%	Pass	9.0%	Pass	16%	Pass	8.5%	Pass	9.7%	Pass
	CGOSP-9-D-20250701	2.9%	Pass	6.0%	Pass	3.6%	Pass	2.4%	Pass	9.5%	Pass

Enthalpy Analytical

Company: Montrose Air Quality Services, LLC - New Jersey
Job No.: 2025FP302-1 EPA Method 325B Analysis
Client No.: PROJ-050158 Site: CITGO - South Portland Terminal

Benzene Calibration and Blanks

Sample Code	Data File	Tube ID	Type	RRF	ICAL RRF	Last CCV RRF	RRF Change	ISTD Change vs ICal	ISTD Change vs Concal	Pass/ Fail	Flags
M325B CCV 5	P2504650.D	C57415	Cal	0.823	0.896	0.823	-8.2%	2.9%		Pass	
2025FP302 Method Blank-1	P2504651.D	C55399	Blank		0.896	0.823			2.4%	Pass	ND
M325B CCV 5 REC	P2504663.D	C57137	Check	0.821	0.896	0.823	-8.3%		3.7%	Pass	
M325B CCV 5 REC	P2504675.D	C57499	Check	0.836	0.896	0.823	-6.6%		5.7%	Pass	

Toluene Calibration and Blanks

Sample Code	Data File	Tube ID	Type	RRF	ICAL RRF	Last CCV RRF	RRF Change	ISTD Change vs ICal	ISTD Change vs Concal	Pass/ Fail	Flags
M325B CCV 5	P2504650.D	C57415	Cal	0.845	0.887	0.845	-4.8%	2.8%		Pass	
2025FP302 Method Blank-1	P2504651.D	C55399	Blank		0.887	0.845			-2.1%	Pass	ND
M325B CCV 5 REC	P2504663.D	C57137	Check	0.838	0.887	0.845	-5.5%		0.70%	Pass	
M325B CCV 5 REC	P2504675.D	C57499	Check	0.854	0.887	0.845	-3.7%		3.3%	Pass	

Ethylbenzene Calibration and Blanks

Sample Code	Data File	Tube ID	Type	RRF	ICAL RRF	Last CCV RRF	RRF Change	ISTD Change vs ICal	ISTD Change vs Concal	Pass/ Fail	Flags
M325B CCV 5	P2504650.D	C57415	Cal	0.928	1.034	0.928	-10%	2.8%		Pass	
2025FP302 Method Blank-1	P2504651.D	C55399	Blank		1.034	0.928			-2.1%	Pass	ND
M325B CCV 5 REC	P2504663.D	C57137	Check	0.925	1.034	0.928	-11%		0.70%	Pass	
M325B CCV 5 REC	P2504675.D	C57499	Check	0.917	1.034	0.928	-11%		3.3%	Pass	

m-/p-Xylenes Calibration and Blanks

Sample Code	Data File	Tube ID	Type	RRF	ICAL RRF	Last CCV RRF	RRF Change	ISTD Change vs ICal	ISTD Change vs Concal	Pass/ Fail	Flags
M325B CCV 5	P2504650.D	C57415	Cal	0.689	0.792	0.689	-13%	2.8%		Pass	
2025FP302 Method Blank-1	P2504651.D	C55399	Blank		0.792	0.689			-2.1%	Pass	ND
M325B CCV 5 REC	P2504663.D	C57137	Check	0.683	0.792	0.689	-14%		0.70%	Pass	
M325B CCV 5 REC	P2504675.D	C57499	Check	0.675	0.792	0.689	-15%		3.3%	Pass	

o-Xylene Calibration and Blanks

Sample Code	Data File	Tube ID	Type	RRF	ICAL RRF	Last CCV RRF	RRF Change	ISTD Change vs ICal	ISTD Change vs Concal	Pass/ Fail	Flags
M325B CCV 5	P2504650.D	C57415	Cal	0.712	0.833	0.712	-15%	2.8%		Pass	
2025FP302 Method Blank-1	P2504651.D	C55399	Blank		0.833	0.712			-2.1%	Pass	ND
M325B CCV 5 REC	P2504663.D	C57137	Check	0.713	0.833	0.712	-14%		0.70%	Pass	
M325B CCV 5 REC	P2504675.D	C57499	Check	0.686	0.833	0.712	-18%		3.3%	Pass	

Chromatograms

Name	2025FP302 Method Blank-1
Comment	C55399
Data File	P2504651.D
Acq. Date-Time	7/24/2025 3:07:52 PM
Acq. Method File	M325B-TD35
Tube Sorbent	Carbopack X
Analyze Quant Version	12.1
Report Quant Version	12.1

Sample Chromatogram

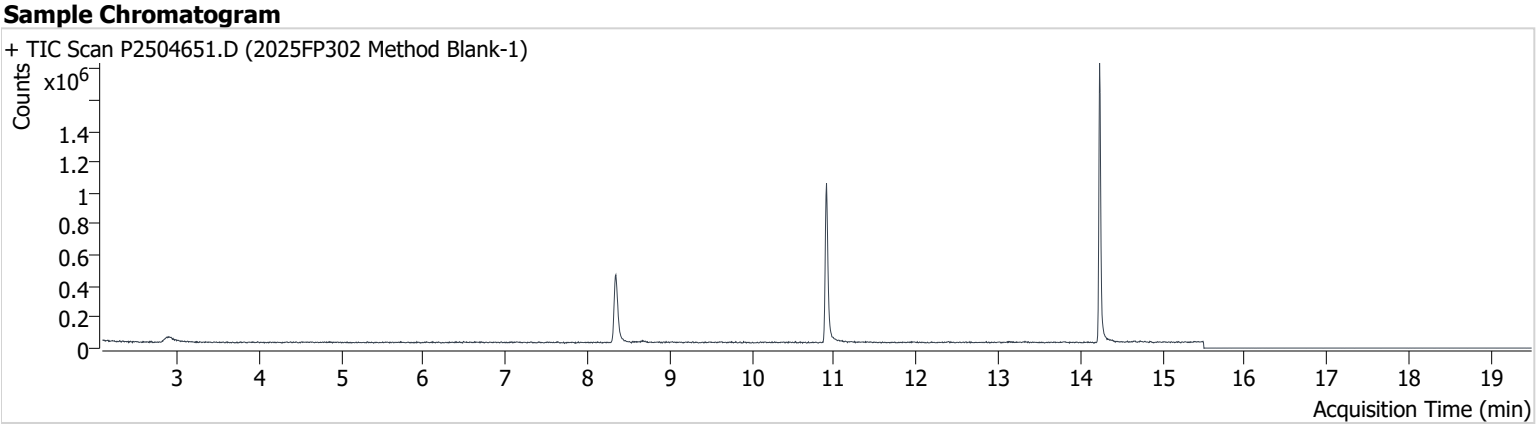

Name	ISTD	RT	ICAL RT	Resp.	Int. Flag
benzene-d6 (IS)		8.343	8.367	811,342	
Benzene	benzene-d6 (IS)	8.331	8.426	6,458	
Toluene-d8 (IS)		10.907	10.931	959,786	
Toluene	Toluene-d8 (IS)	10.996	11.020	7,297	
Ethylbenzene	Toluene-d8 (IS)	13.133	13.151	3,136	
m-/p-Xylenes	Toluene-d8 (IS)	13.323	13.341	3,300	
o-Xylene	Toluene-d8 (IS)	13.798	13.809	1,989	

benzene-d6 (IS)

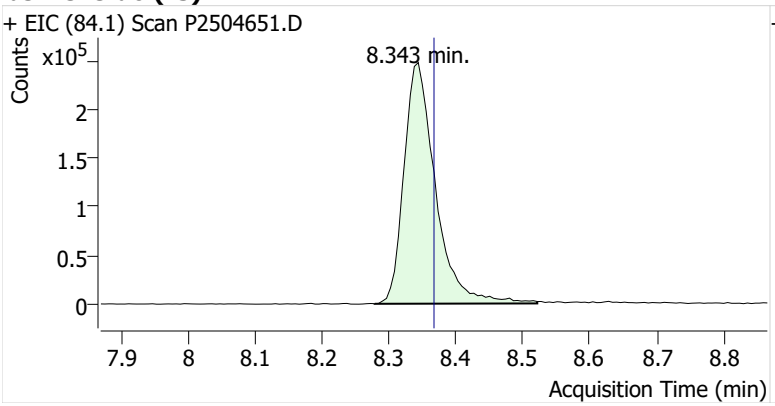

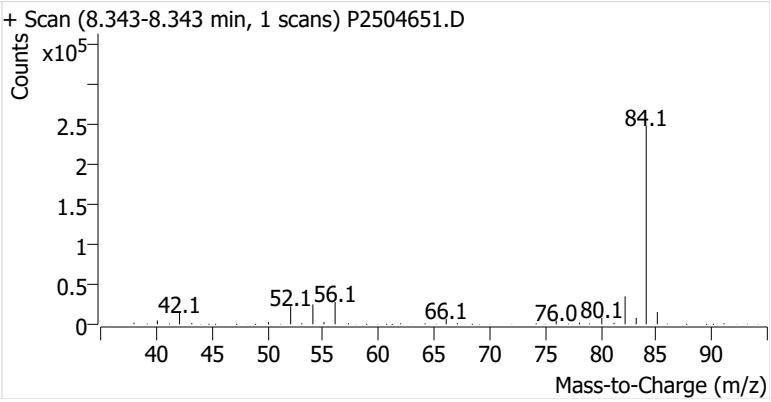

Benzene

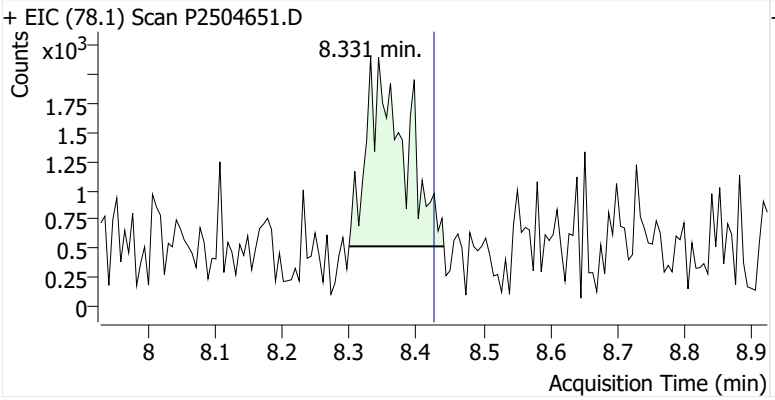

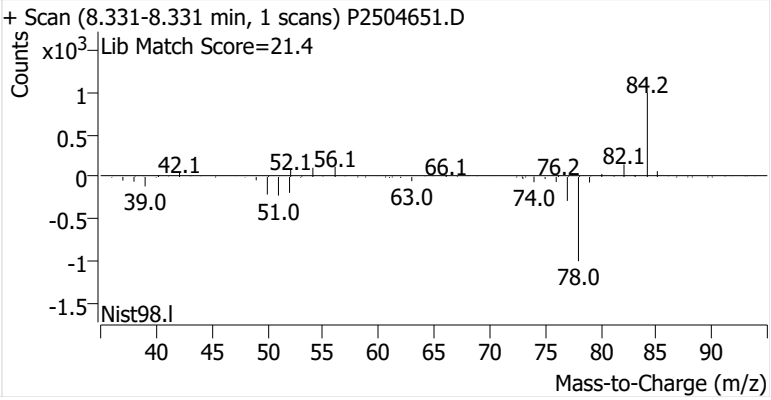

Toluene-d8 (IS)

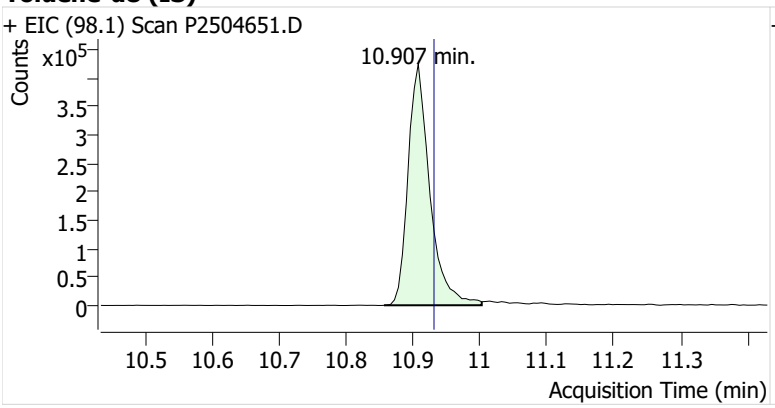

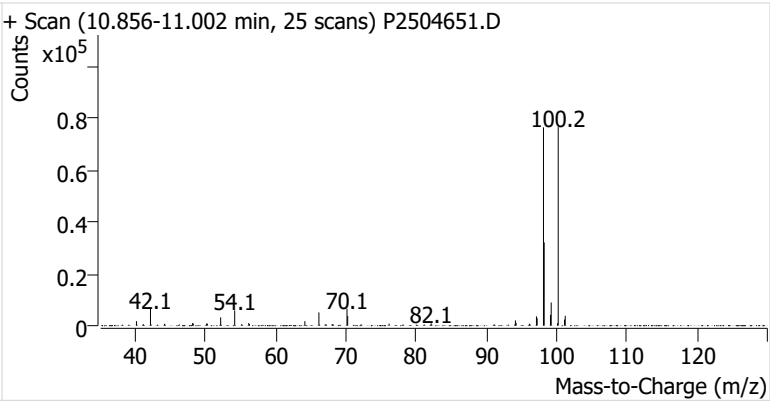

Toluene

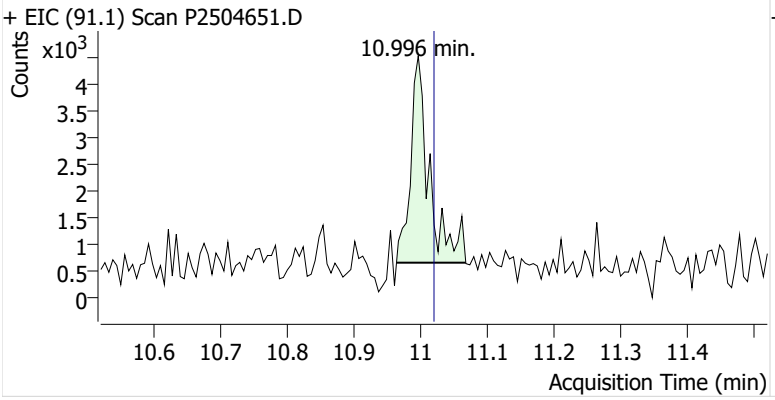

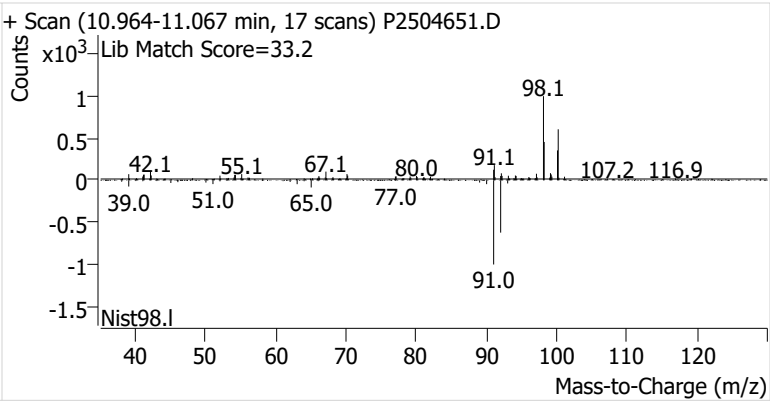

Ethylbenzene

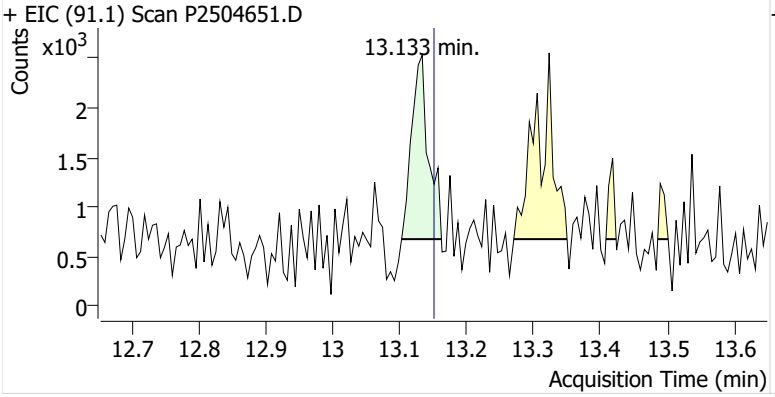

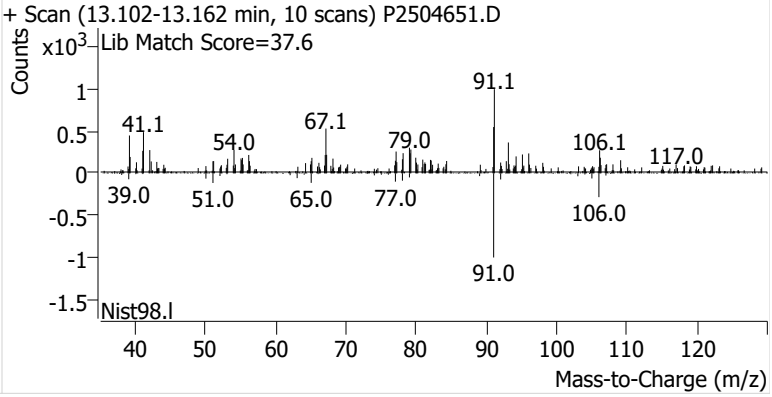

m-/p-Xylenes

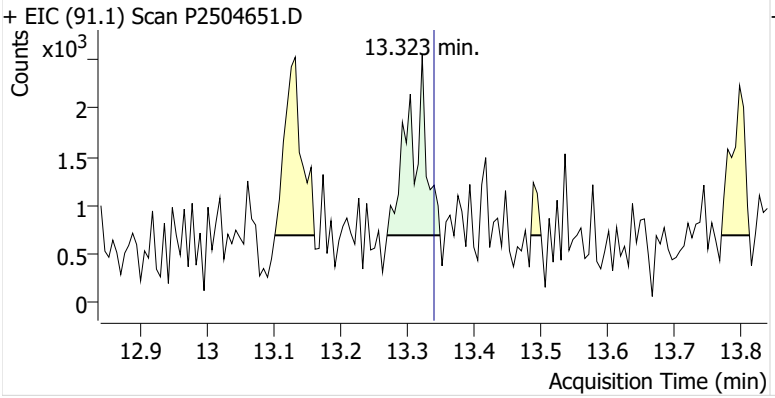

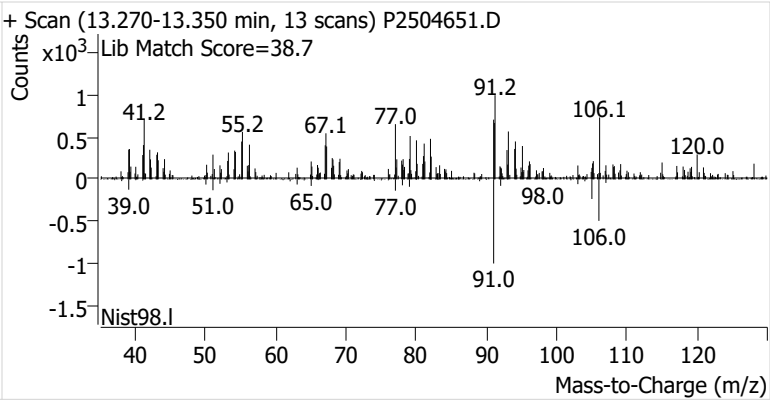

o-Xylene

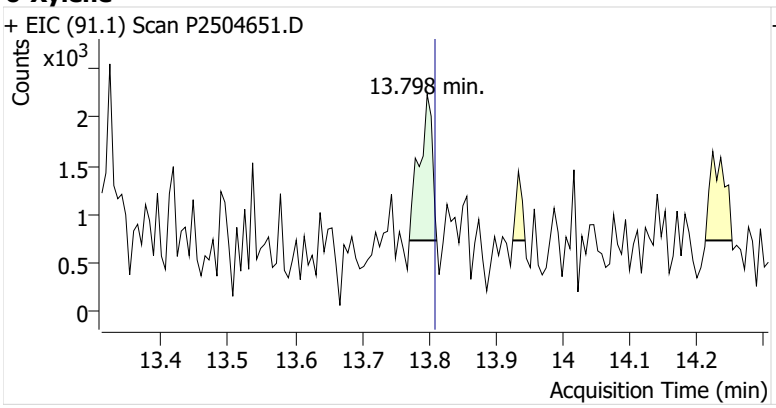
+ EIC (91.1) Scan P2504651.D
Counts
x10^3
13.798 min.
Acquisition Time (min)

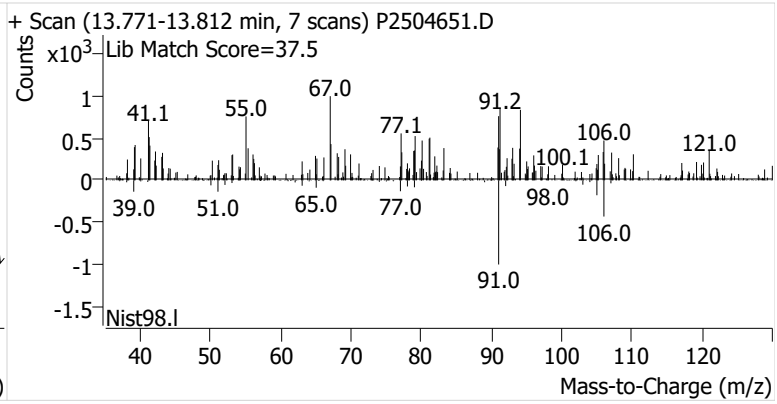
+ Scan (13.771-13.812 min, 7 scans) P2504651.D
Counts
x10^3
Lib Match Score=37.5
41.1
55.0
67.0
77.1
91.2
106.0
121.0
100.1
39.0
51.0
65.0
77.0
98.0
106.0
91.0
Nist98.l
Mass-to-Charge (m/z)

Name	CGOSP-3-B-20250701
Comment	B49391
Data File	P2504652.D
Acq. Date-Time	7/24/2025 3:45:10 PM
Acq. Method File	M325B-TD35
Tube Sorbent	Carbopack X
Analyze Quant Version	12.1
Report Quant Version	12.1

Sample Chromatogram

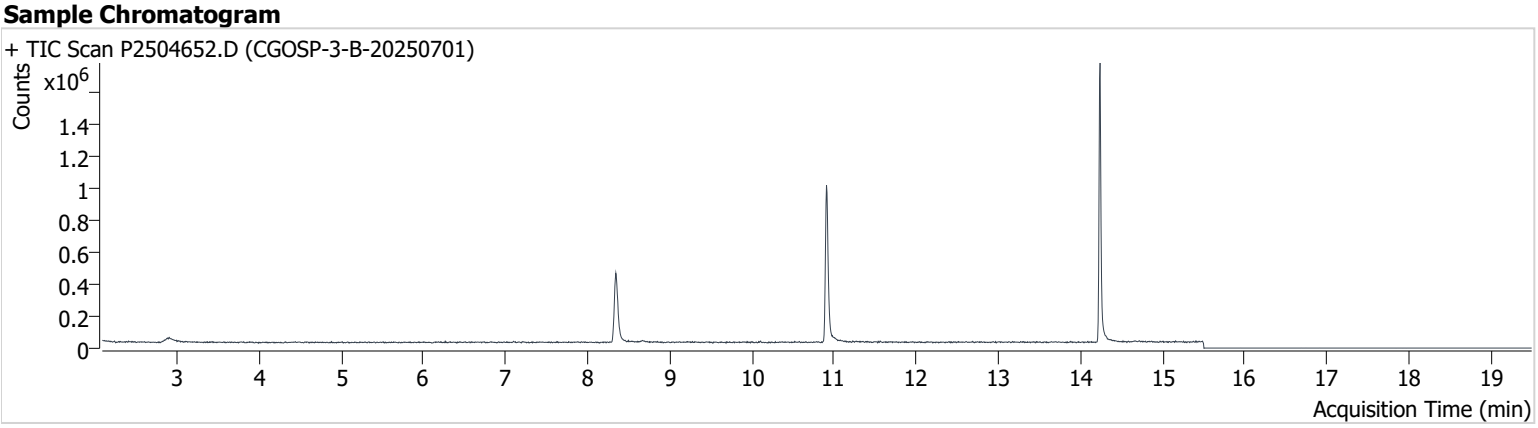

Name	ISTD	RT	ICAL RT	Resp.	Int. Flag
benzene-d6 (IS)		8.343	8.367	786,376	
Benzene	benzene-d6 (IS)	8.408	8.426	8,884	
Toluene-d8 (IS)		10.907	10.931	942,798	
Toluene	Toluene-d8 (IS)	10.996	11.020	10,202	
Ethylbenzene	Toluene-d8 (IS)	13.138	13.151	1,798	
m-/p-Xylenes	Toluene-d8 (IS)	13.322	13.341	1,910	m
o-Xylene	Toluene-d8 (IS)	13.542	13.809	ND	m

benzene-d6 (IS)

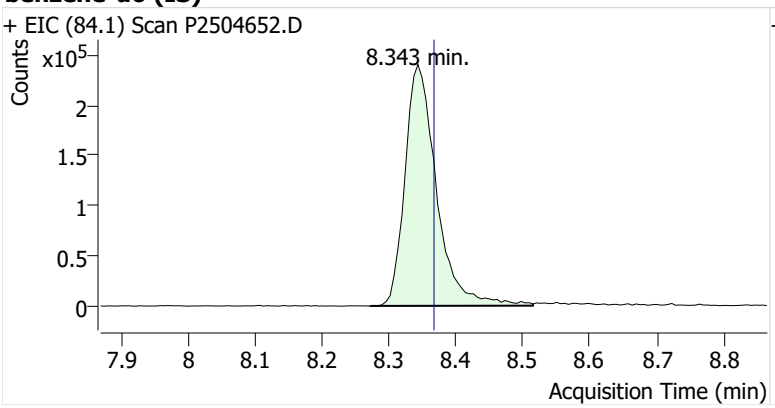

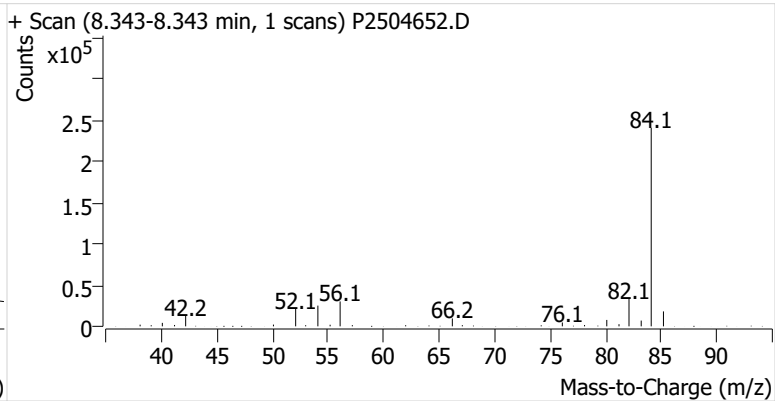

Benzene

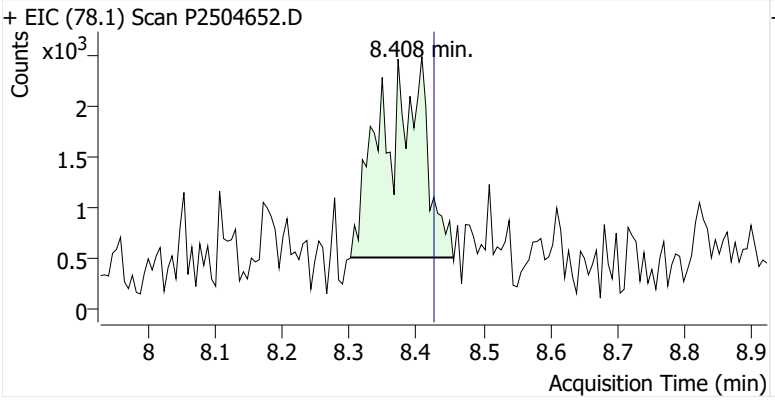

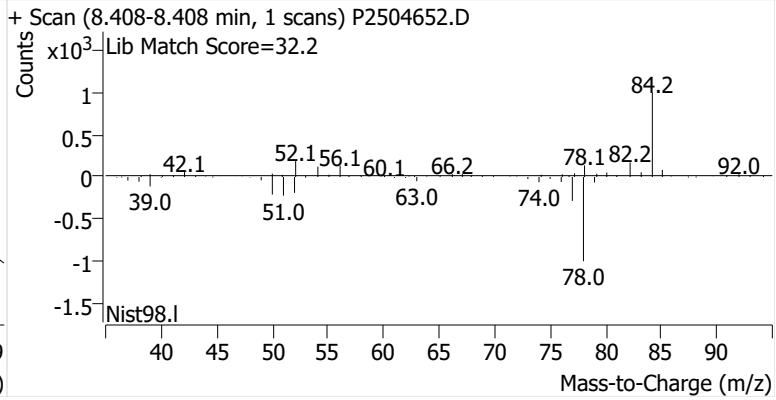

Toluene-d8 (IS)

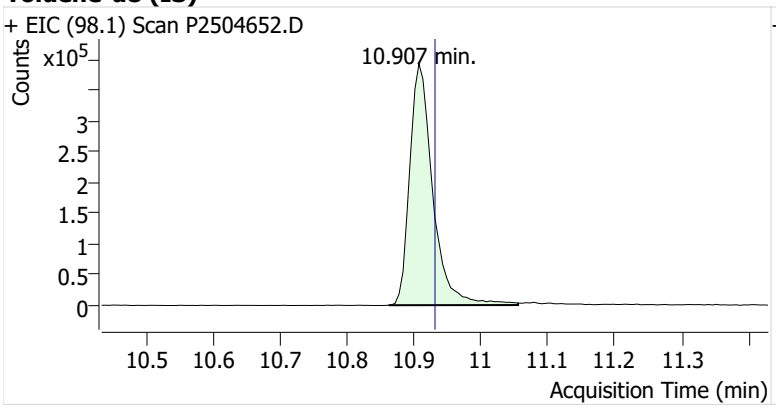

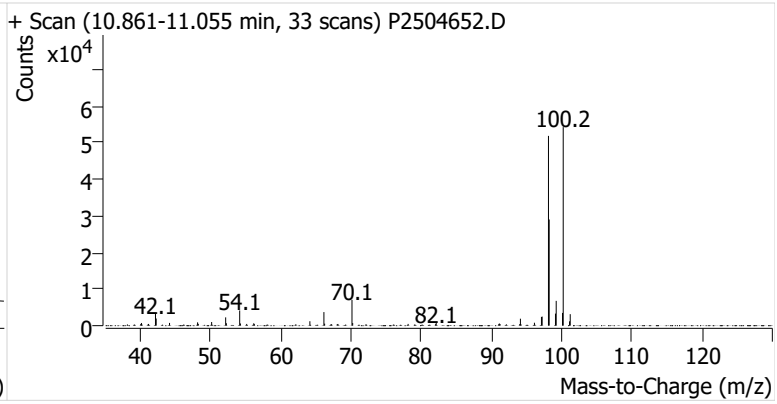

Toluene

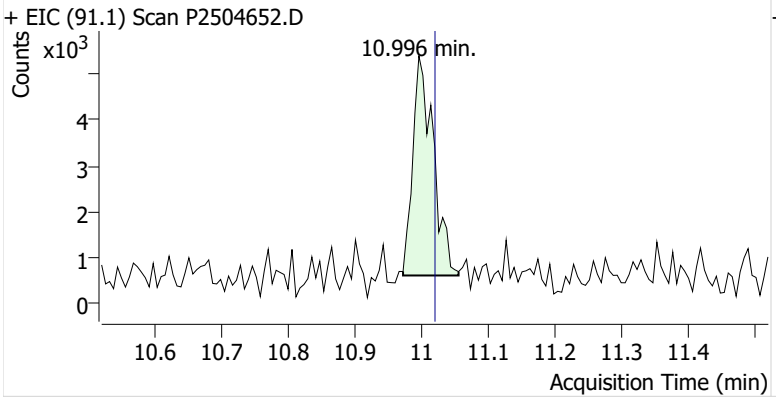

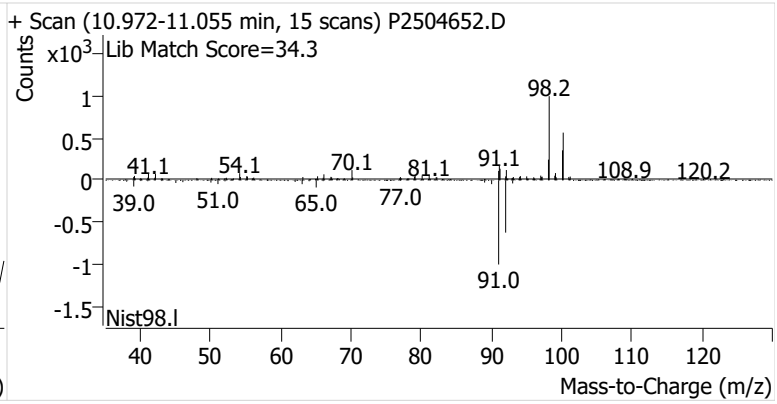

Ethylbenzene

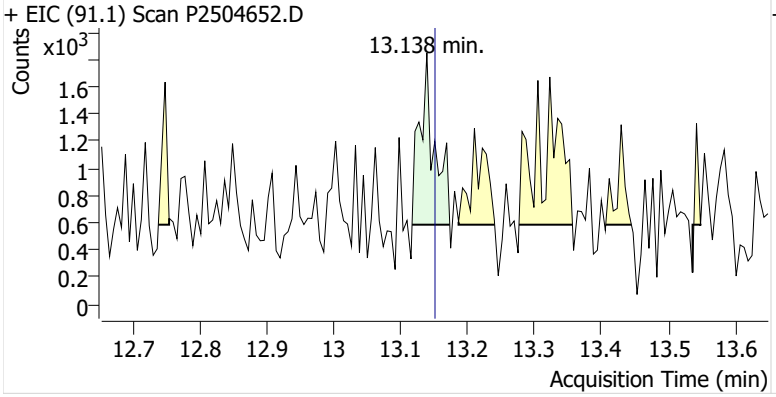

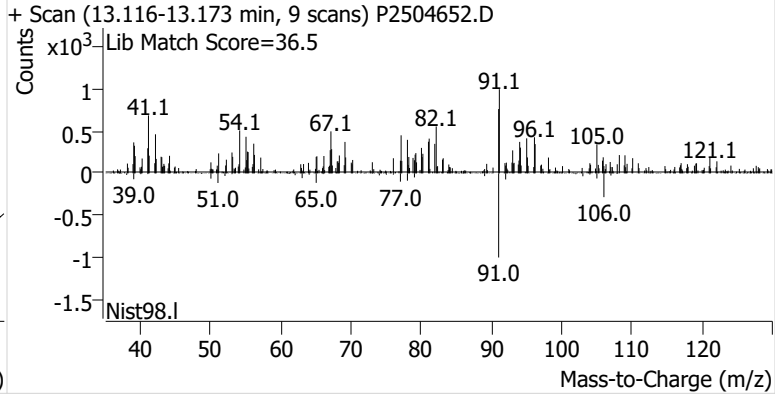

m-/p-Xylenes

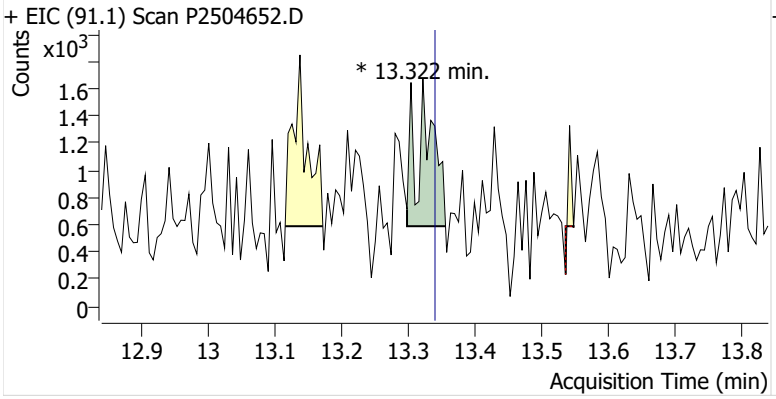

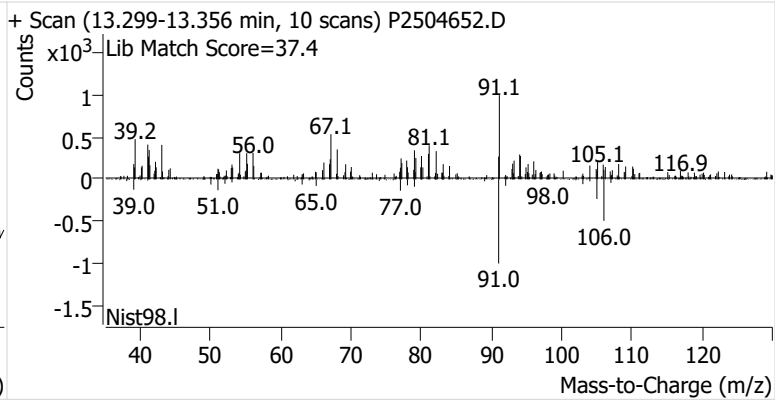

o-Xylene

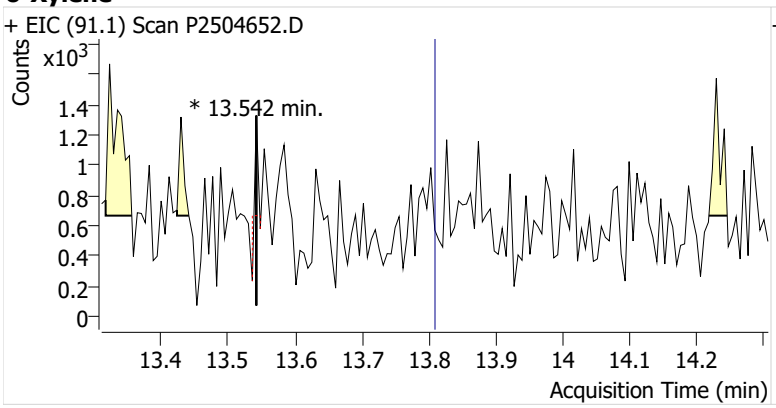
+ EIC (91.1) Scan P2504652.D
Counts
x10^3
* 13.542 min.
Acquisition Time (min)

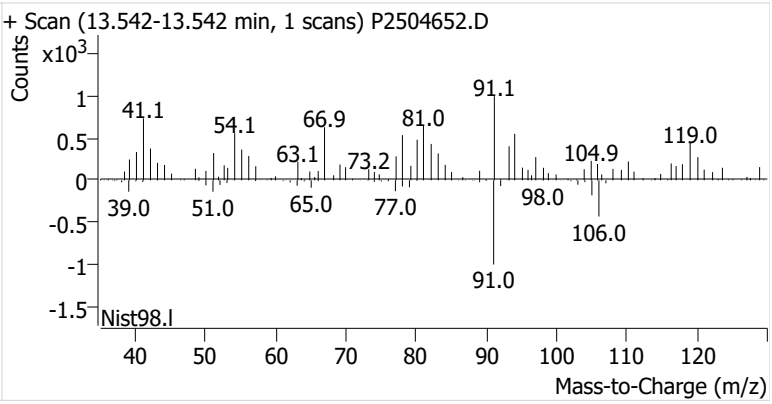
+ Scan (13.542-13.542 min, 1 scans) P2504652.D
Counts
x10^3
41.1
54.1
63.1
66.9
73.2
81.0
91.1
91.0
39.0
51.0
65.0
77.0
98.0
104.9
106.0
119.0
Nist98.l
Mass-to-Charge (m/z)

Name	CGOSP-1-S-20250701
Comment	C60236
Data File	P2504653.D
Acq. Date-Time	7/24/2025 4:22:28 PM
Acq. Method File	M325B-TD35
Tube Sorbent	Carbopack X
Analyze Quant Version	12.1
Report Quant Version	12.1

Sample Chromatogram

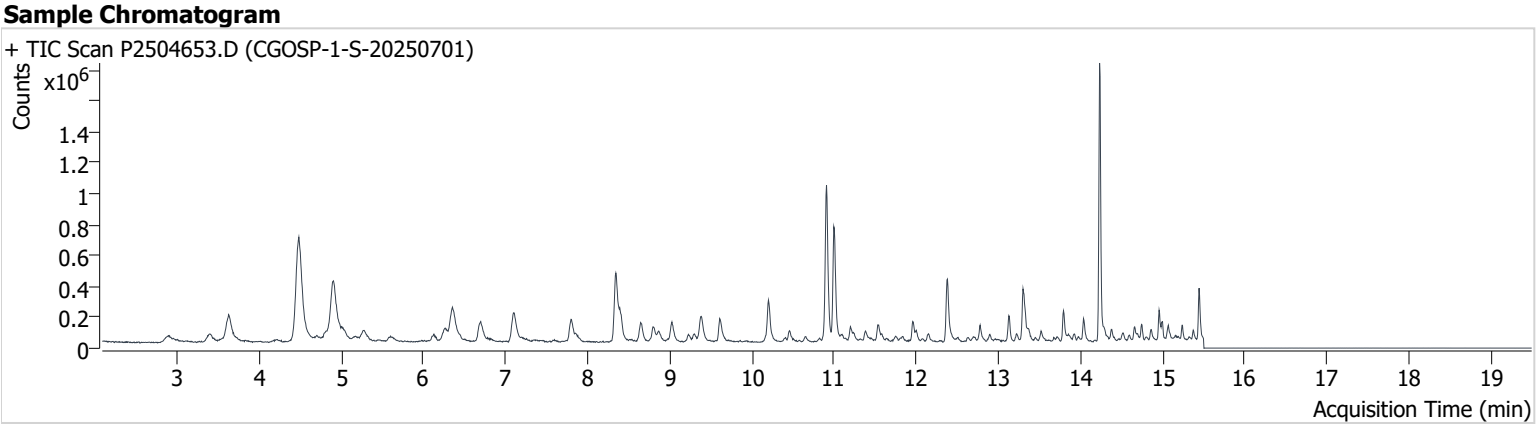

Name	ISTD	RT	ICAL RT	Resp.	Int. Flag
benzene-d6 (IS)		8.343	8.367	787,235	
Benzene	benzene-d6 (IS)	8.390	8.426	250,329	
Toluene-d8 (IS)		10.907	10.931	946,832	
Toluene	Toluene-d8 (IS)	11.002	11.020	720,075	
Ethylbenzene	Toluene-d8 (IS)	13.133	13.151	131,668	
m-/p-Xylenes	Toluene-d8 (IS)	13.299	13.341	320,988	
o-Xylene	Toluene-d8 (IS)	13.791	13.809	132,927	

benzene-d6 (IS)

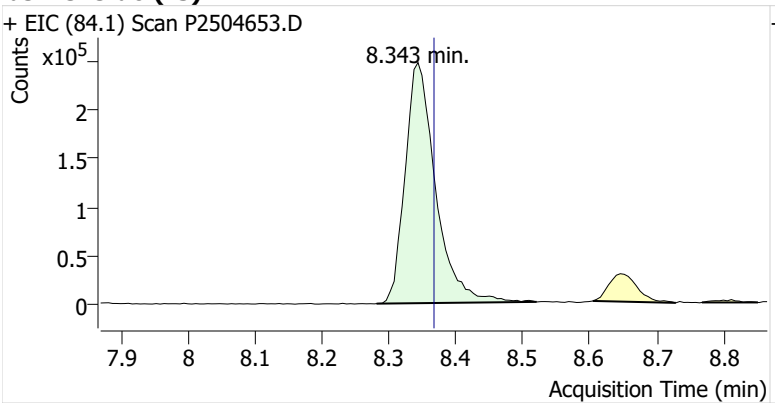

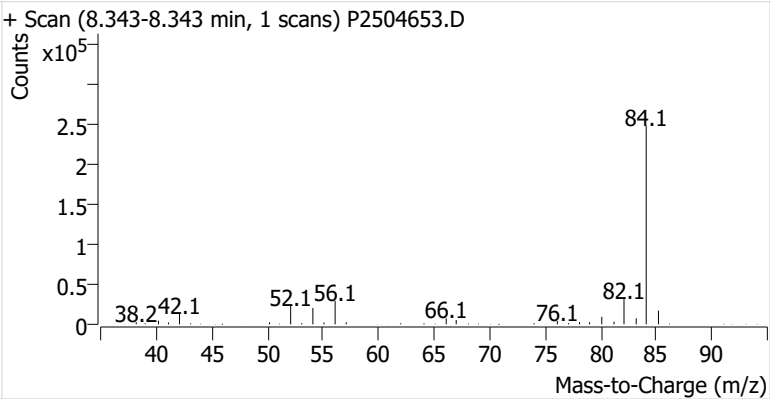

Benzene

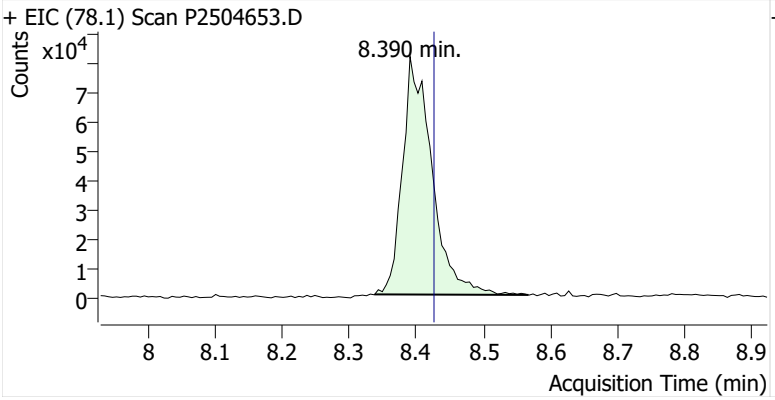

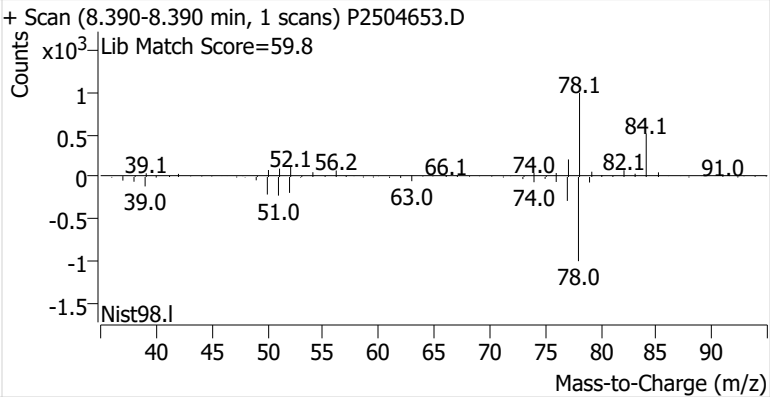

Toluene-d8 (IS)

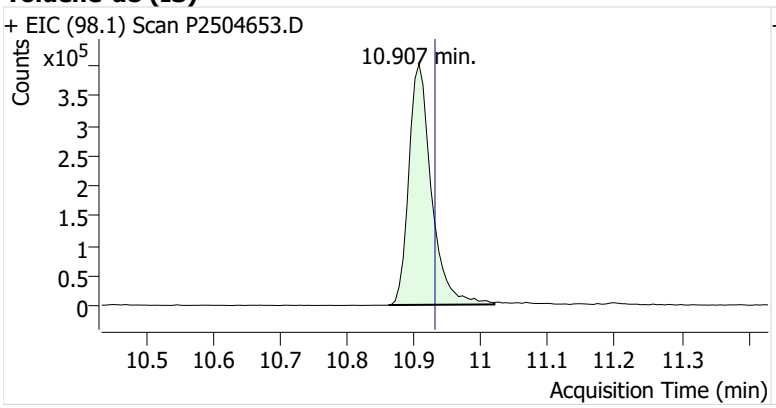

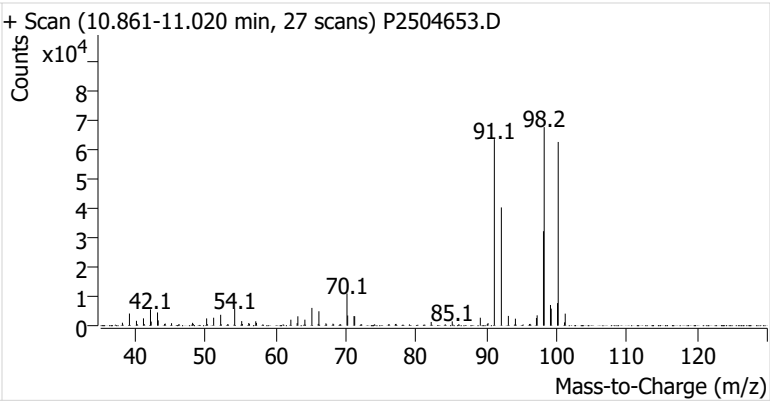

Toluene

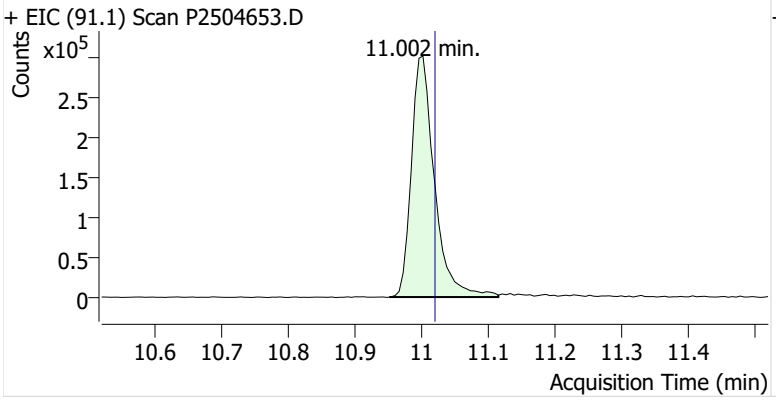

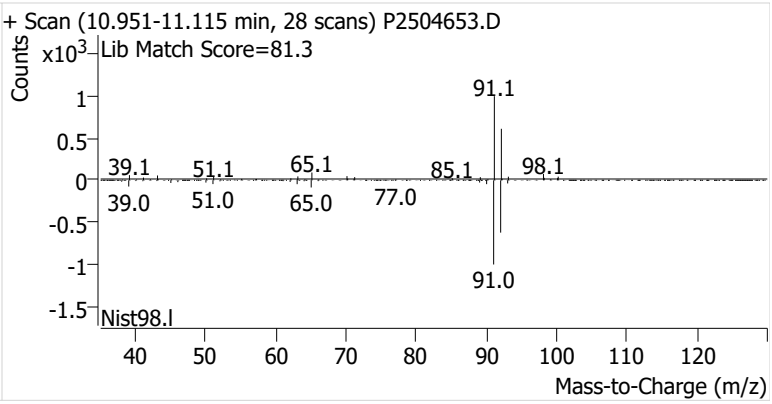

Ethylbenzene

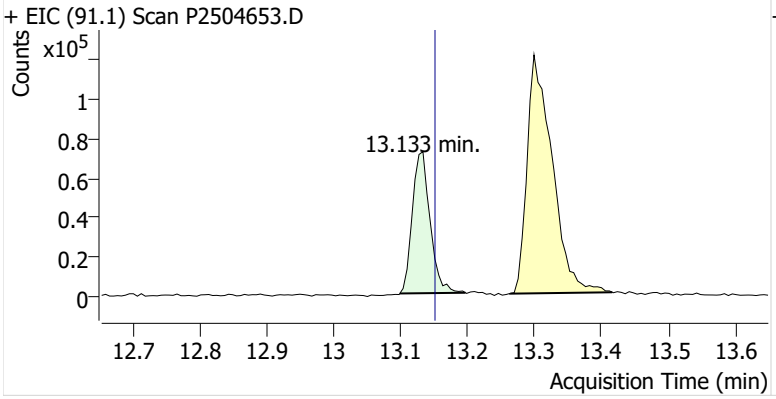

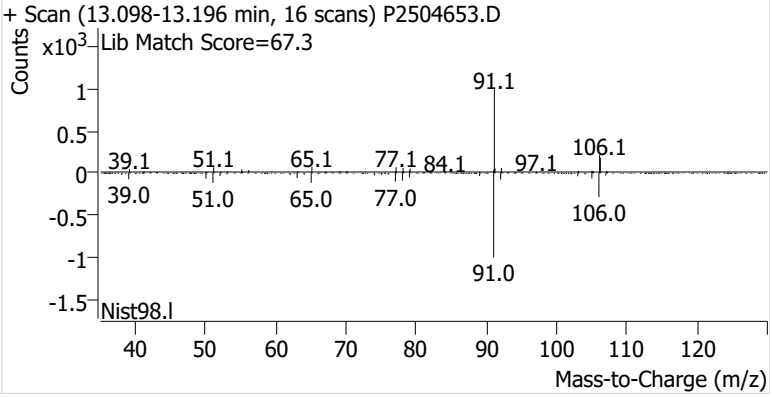

m-/p-Xylenes

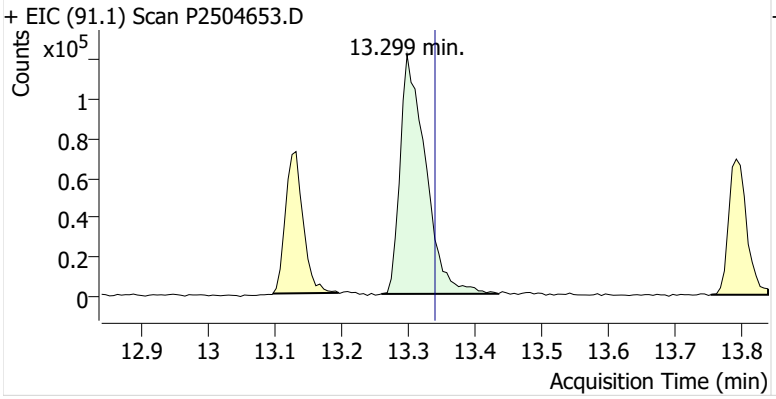

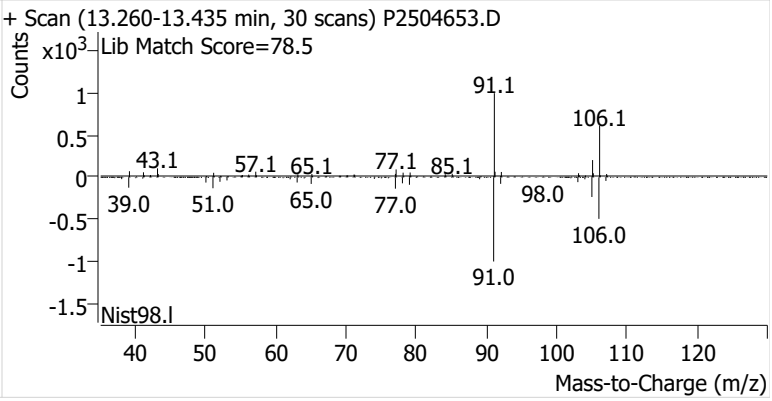

o-Xylene

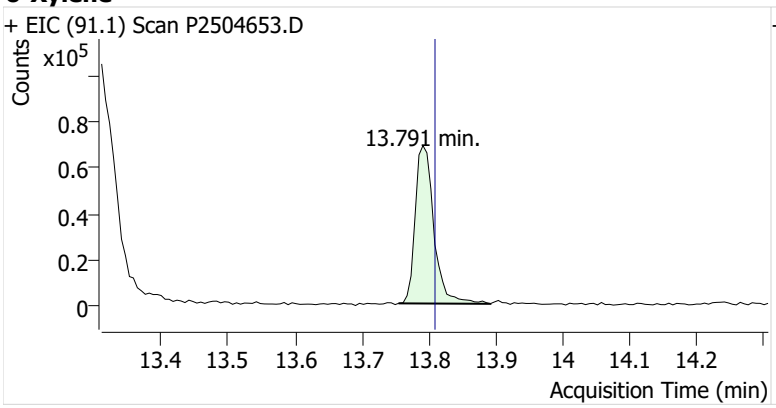
+ EIC (91.1) Scan P2504653.D
Counts
x10^5
0.8
0.6
0.4
0.2
0
13.791 min.
13.4
13.5
13.6
13.7
13.8
13.9
14
14.1
14.2
Acquisition Time (min)

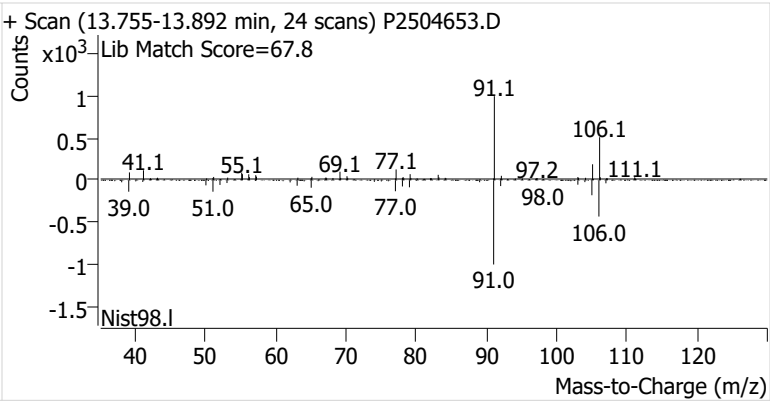
+ Scan (13.755-13.892 min, 24 scans) P2504653.D
Counts
x10^3
Lib Match Score=67.8
1
0.5
0
-0.5
-1
-1.5
91.1
106.1
41.1
55.1
69.1
77.1
97.2
111.1
39.0
51.0
65.0
77.0
98.0
106.0
91.0
Nist98.l
40
50
60
70
80
90
100
110
120
Mass-to-Charge (m/z)

Name	CGOSP-2-S-20250701
Comment	C00836
Data File	P2504654.D
Acq. Date-Time	7/24/2025 4:59:47 PM
Acq. Method File	M325B-TD35
Tube Sorbent	Carbopack X
Analyze Quant Version	12.1
Report Quant Version	12.1

Sample Chromatogram

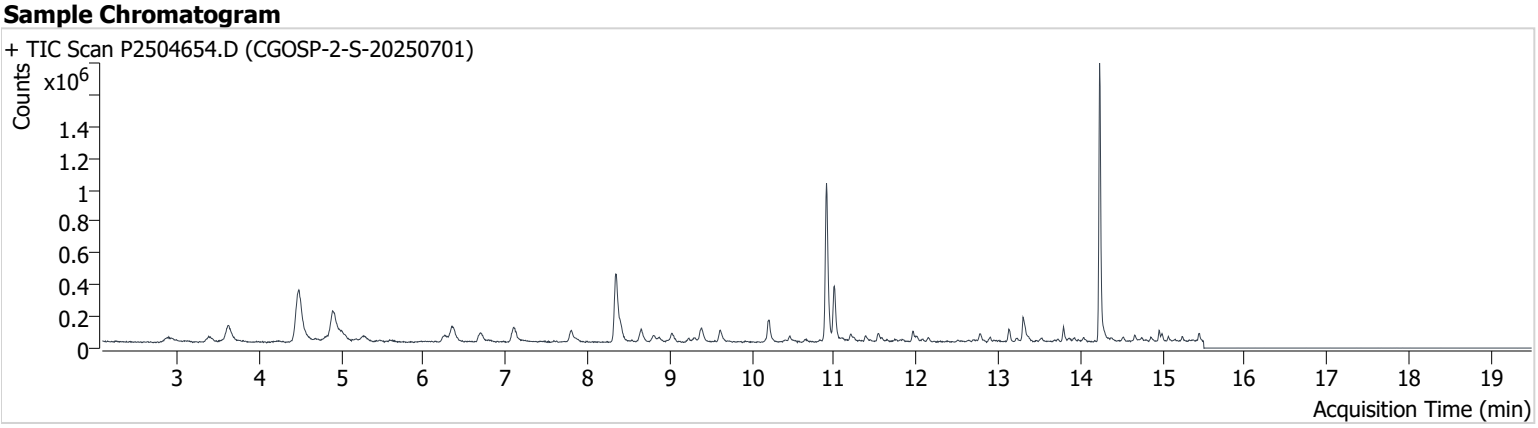

Name	ISTD	RT	ICAL RT	Resp.	Int. Flag
benzene-d6 (IS)		8.349	8.367	790,623	
Benzene	benzene-d6 (IS)	8.402	8.426	136,690	m
Toluene-d8 (IS)		10.907	10.931	949,073	
Toluene	Toluene-d8 (IS)	10.996	11.020	326,650	
Ethylbenzene	Toluene-d8 (IS)	13.133	13.151	66,525	
m-/p-Xylenes	Toluene-d8 (IS)	13.299	13.341	146,788	
o-Xylene	Toluene-d8 (IS)	13.792	13.809	58,583	

benzene-d6 (IS)

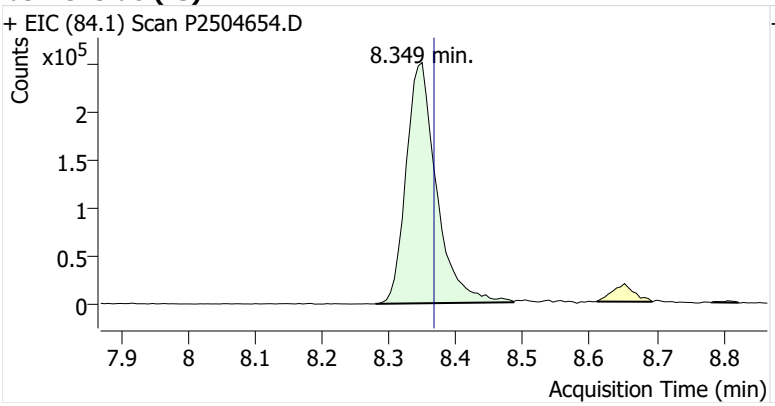

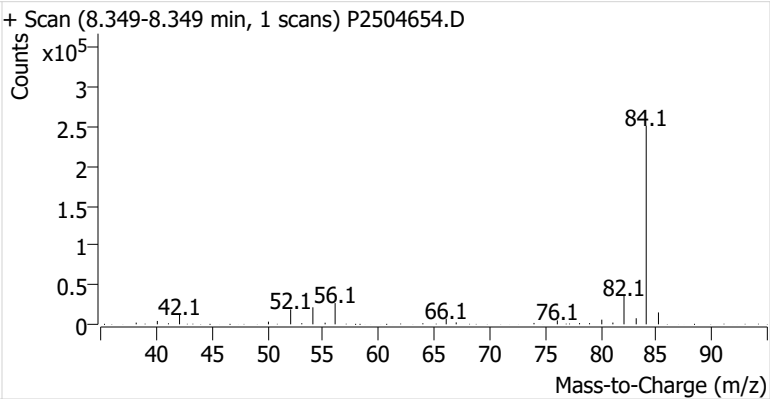

Benzene

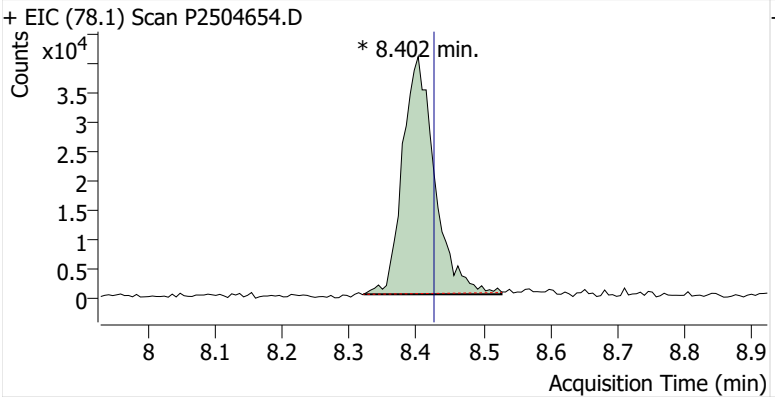

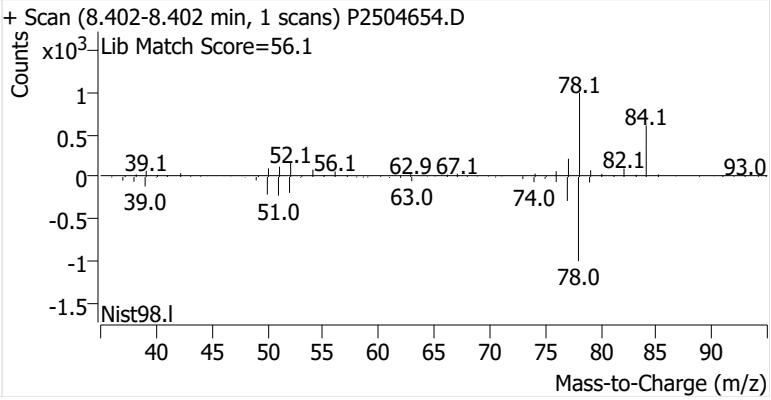

Toluene-d8 (IS)

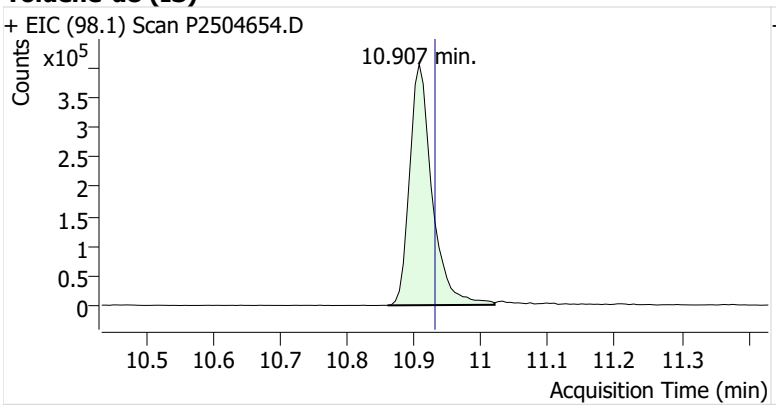

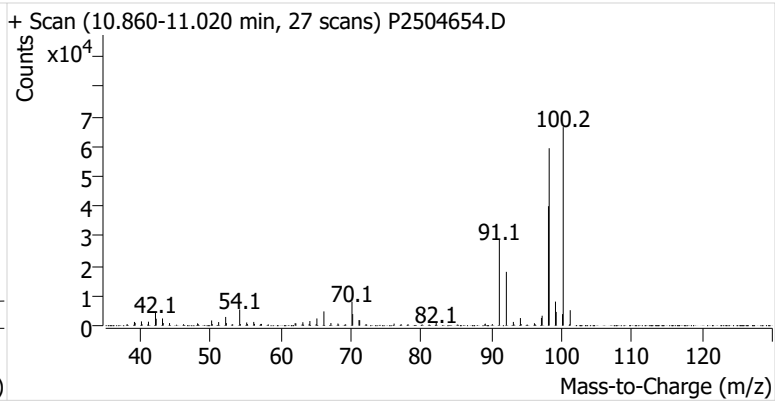

Toluene

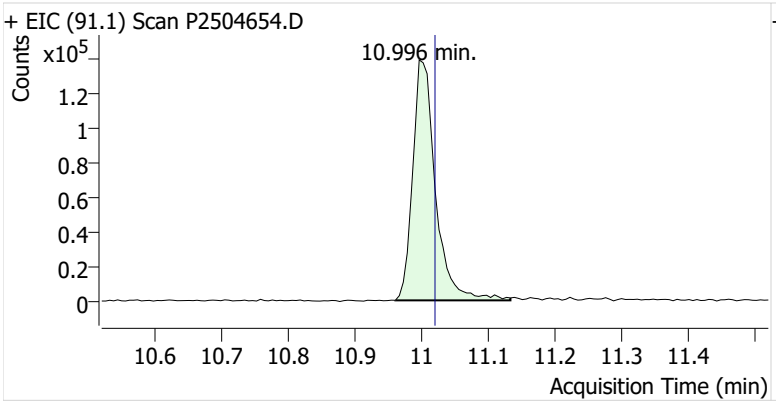

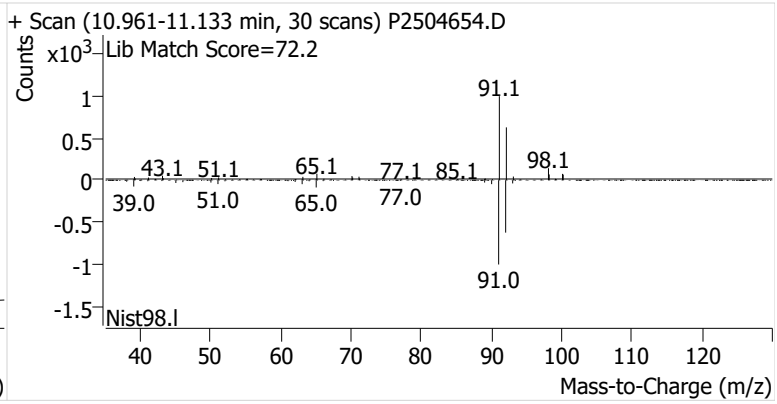

Ethylbenzene

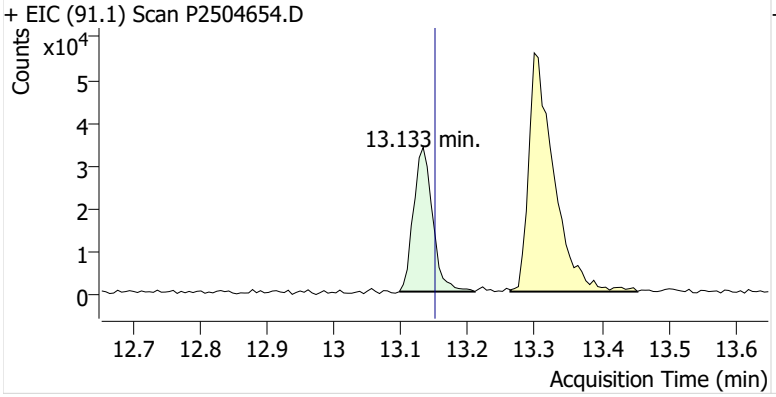

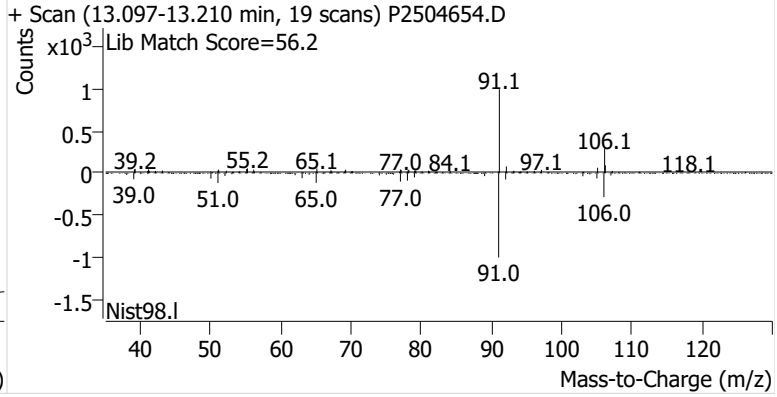

m-/p-Xylenes

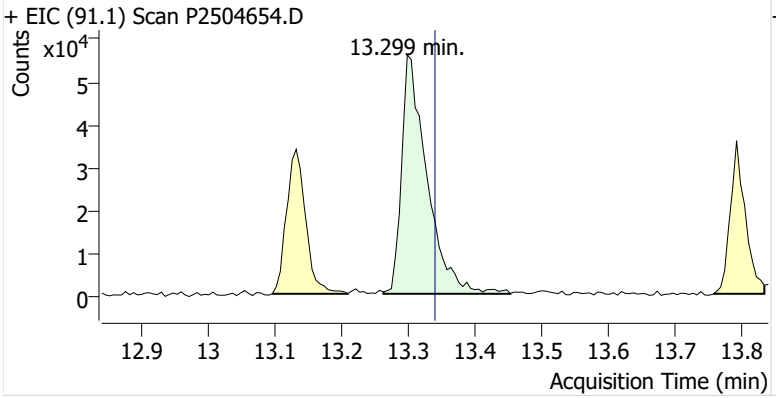

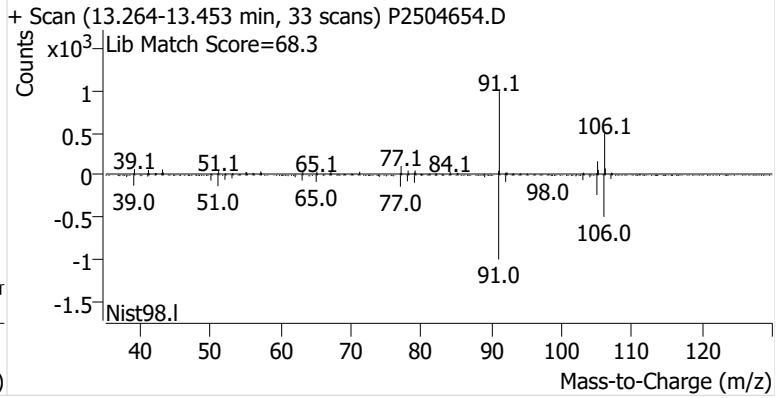

o-Xylene

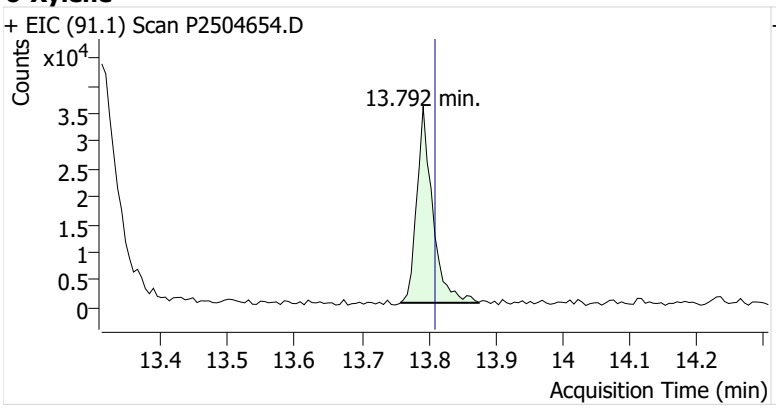
+ EIC (91.1) Scan P2504654.D
Counts
x10^4
13.792 min.
Acquisition Time (min)

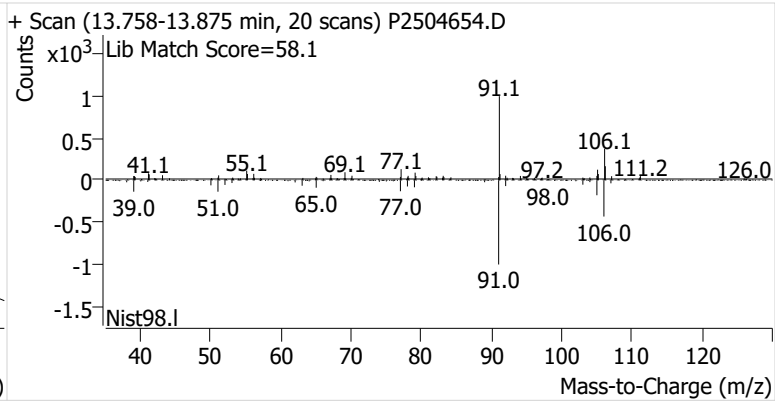
+ Scan (13.758-13.875 min, 20 scans) P2504654.D
Counts
x10^3
Lib Match Score=58.1
91.1
106.1
41.1
55.1
69.1
77.1
97.2
111.2
126.0
39.0
51.0
65.0
77.0
98.0
106.0
91.0
Nist98.l
Mass-to-Charge (m/z)

Name	CGOSP-3-S-20250701
Comment	C61486
Data File	P2504655.D
Acq. Date-Time	7/24/2025 5:37:07 PM
Acq. Method File	M325B-TD35
Tube Sorbent	Carbopack X
Analyze Quant Version	12.1
Report Quant Version	12.1

Sample Chromatogram

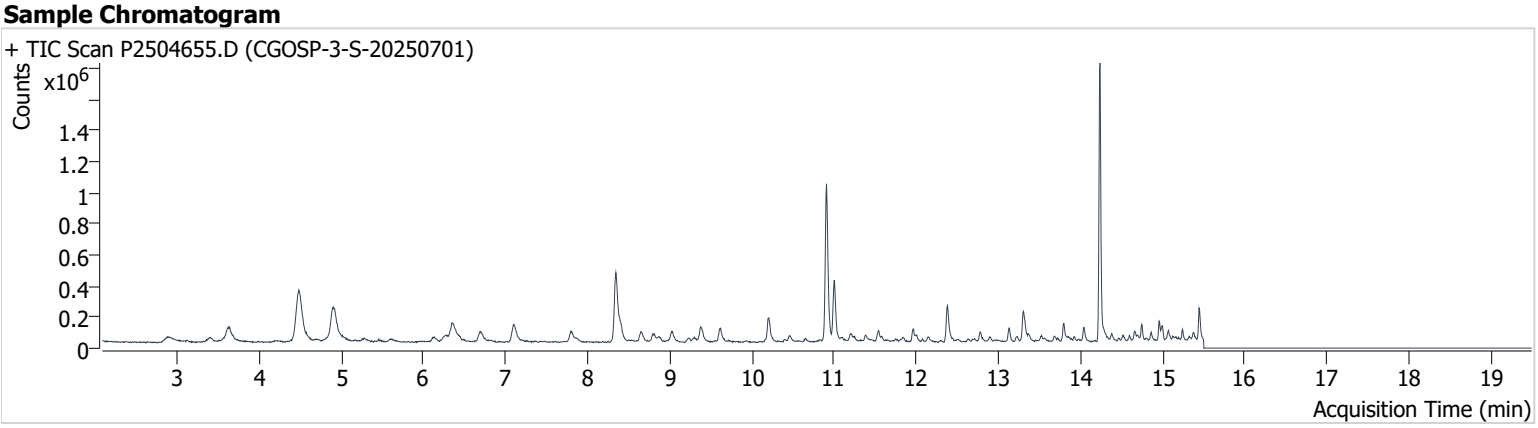

Name	ISTD	RT	ICAL RT	Resp.	Int. Flag
benzene-d6 (IS)		8.343	8.367	790,859	
Benzene	benzene-d6 (IS)	8.408	8.426	152,916	
Toluene-d8 (IS)		10.907	10.931	954,464	
Toluene	Toluene-d8 (IS)	11.002	11.020	357,618	
Ethylbenzene	Toluene-d8 (IS)	13.133	13.151	71,087	
m-/p-Xylenes	Toluene-d8 (IS)	13.299	13.341	183,749	
o-Xylene	Toluene-d8 (IS)	13.798	13.809	79,950	

benzene-d6 (IS)

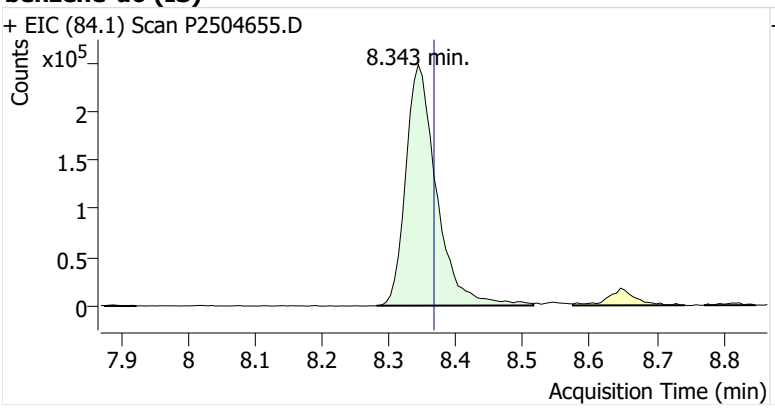

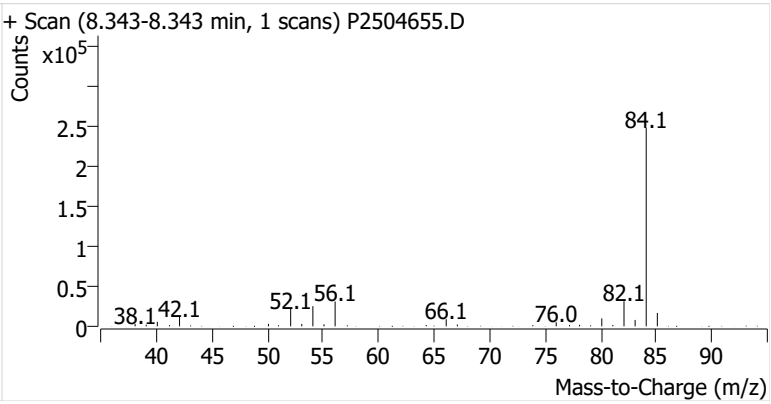

Benzene

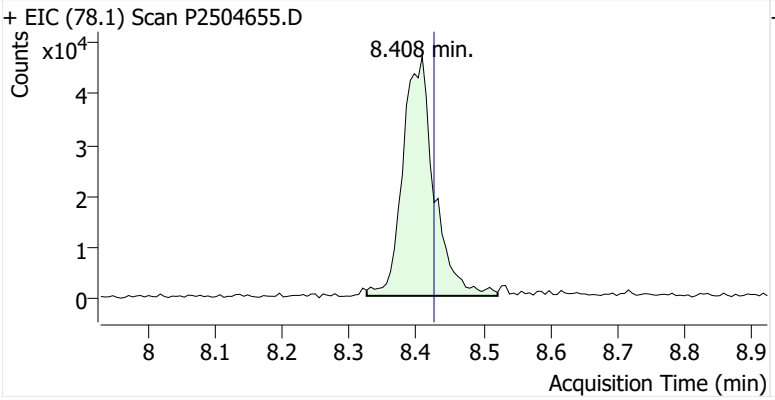

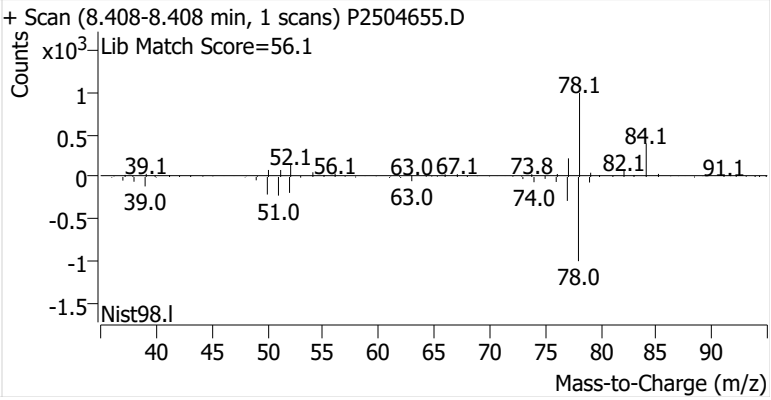

Toluene-d8 (IS)

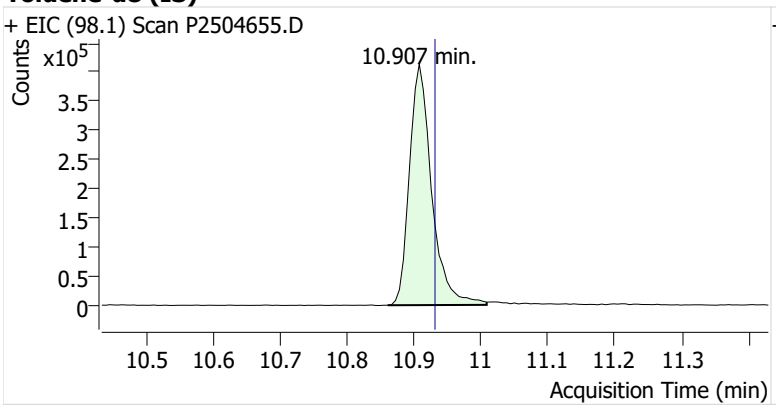

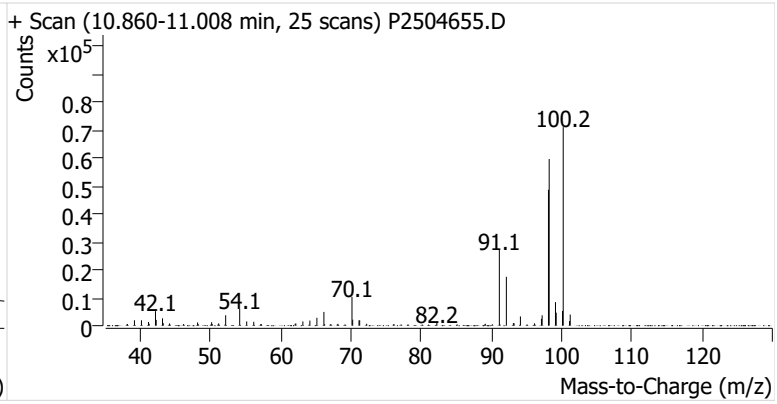

Toluene

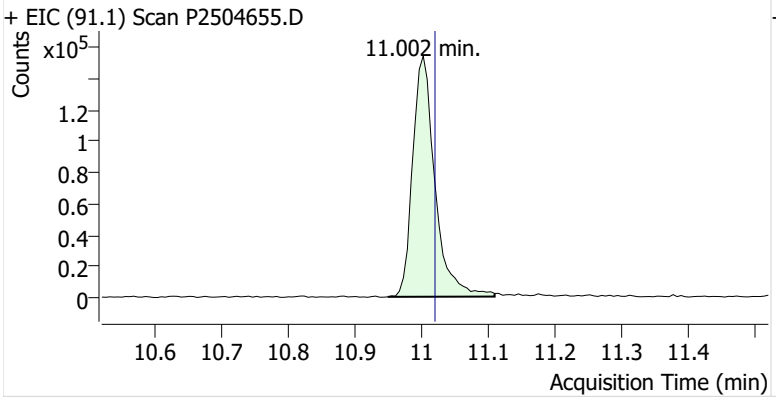

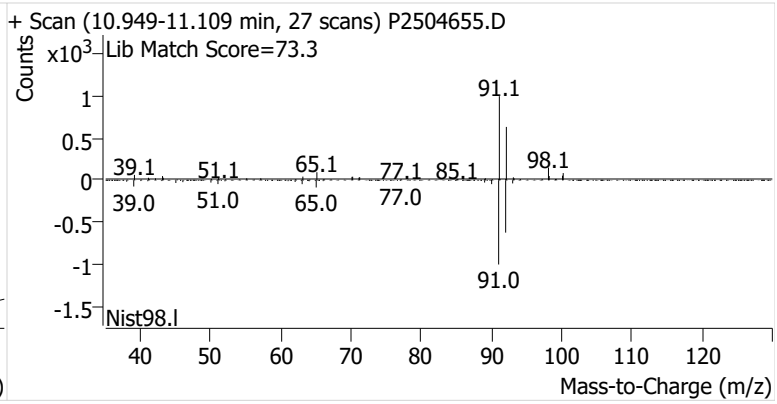

Ethylbenzene

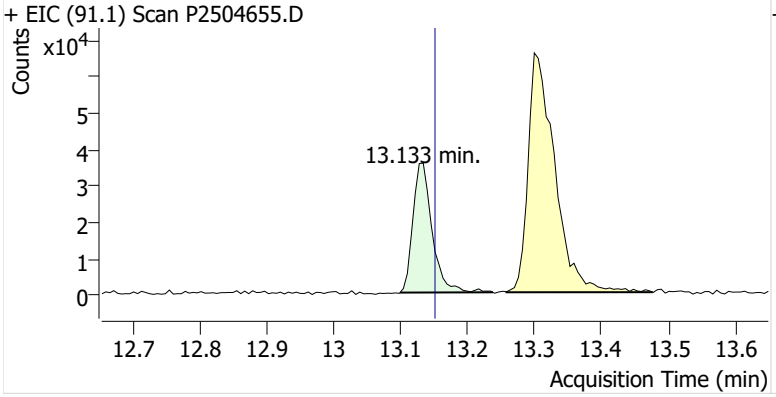

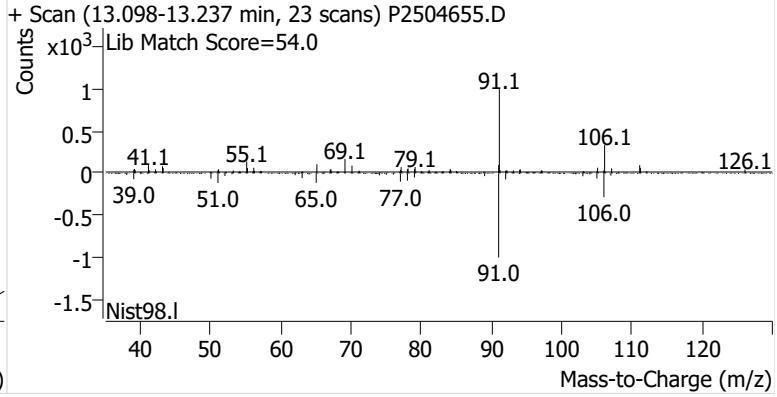

m-/p-Xylenes

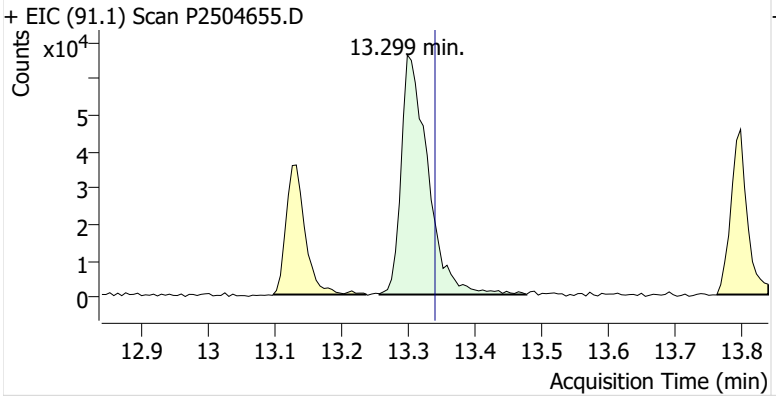

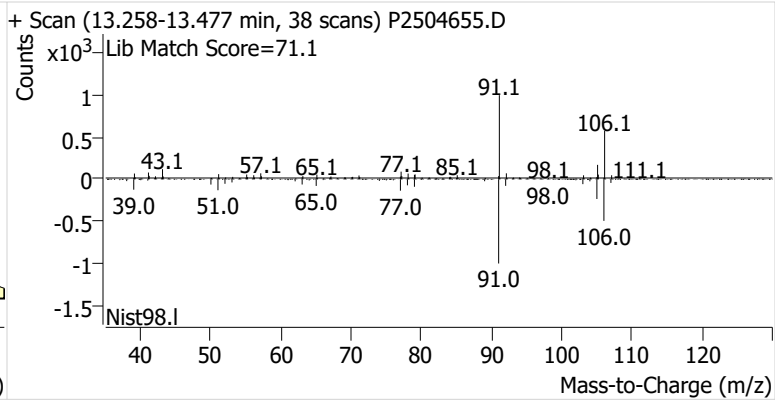

o-Xylene

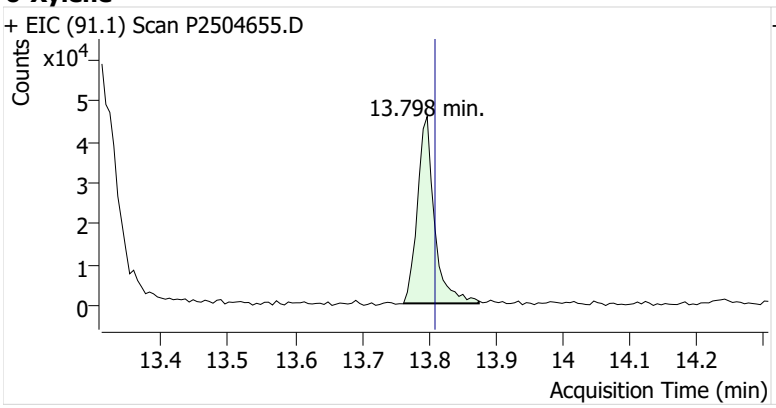
+ EIC (91.1) Scan P2504655.D
Counts
x10^4
13.798 min.
Acquisition Time (min)

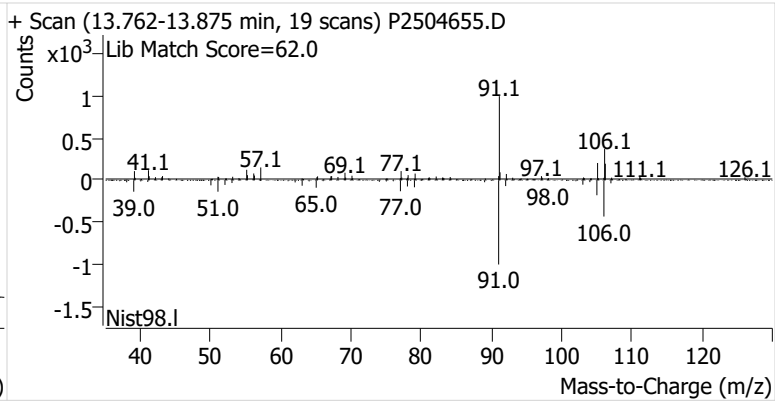
+ Scan (13.762-13.875 min, 19 scans) P2504655.D
Counts
x10^3
Lib Match Score=62.0
91.1
106.1
41.1
57.1
69.1
77.1
97.1
111.1
126.1
39.0
51.0
65.0
77.0
98.0
106.0
91.0
Nist98.l
Mass-to-Charge (m/z)

Name	CGOSP-3-D-20250701
Comment	B46073
Data File	P2504656.D
Acq. Date-Time	7/24/2025 6:14:26 PM
Acq. Method File	M325B-TD35
Tube Sorbent	Carbopack X
Analyze Quant Version	12.1
Report Quant Version	12.1

Sample Chromatogram

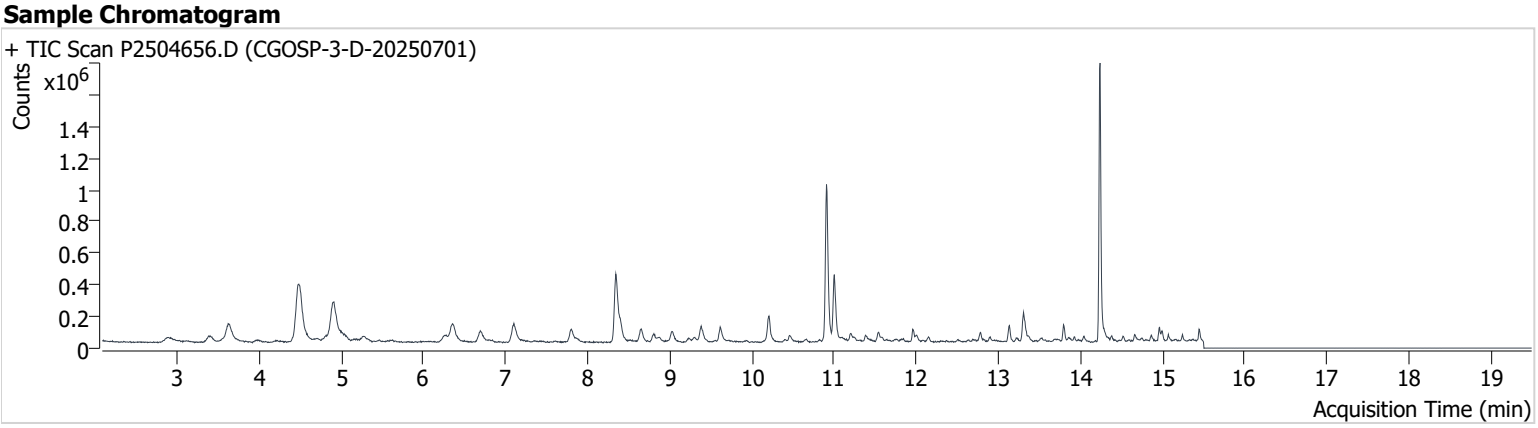

Name	ISTD	RT	ICAL RT	Resp.	Int. Flag
benzene-d6 (IS)		8.343	8.367	768,880	
Benzene	benzene-d6 (IS)	8.396	8.426	159,852	
Toluene-d8 (IS)		10.907	10.931	951,422	
Toluene	Toluene-d8 (IS)	11.002	11.020	390,216	
Ethylbenzene	Toluene-d8 (IS)	13.133	13.151	82,876	
m-/p-Xylenes	Toluene-d8 (IS)	13.305	13.341	168,146	
o-Xylene	Toluene-d8 (IS)	13.792	13.809	72,336	

benzene-d6 (IS)

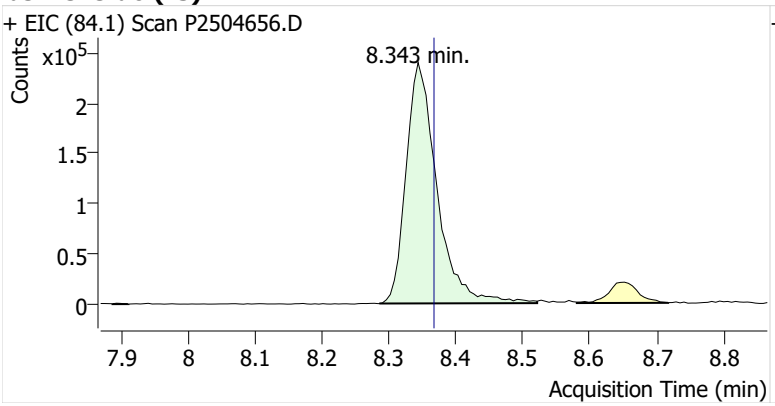

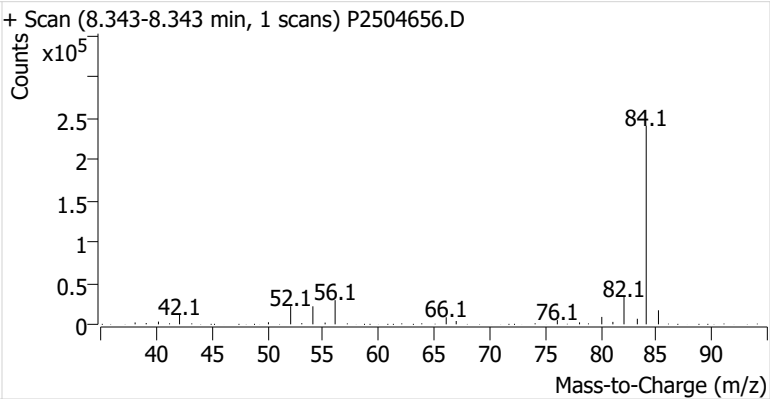

Benzene

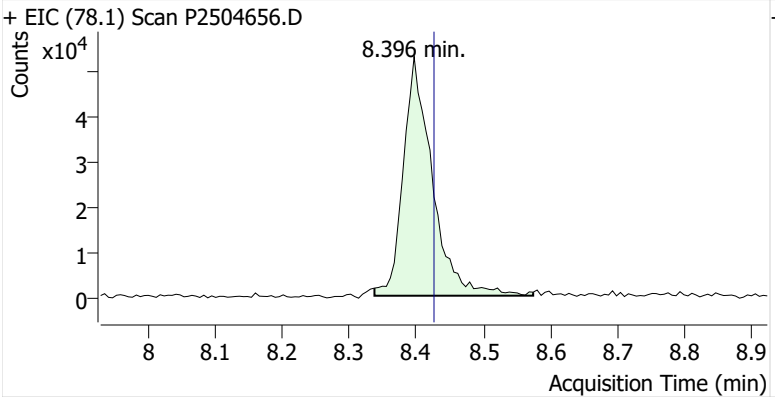

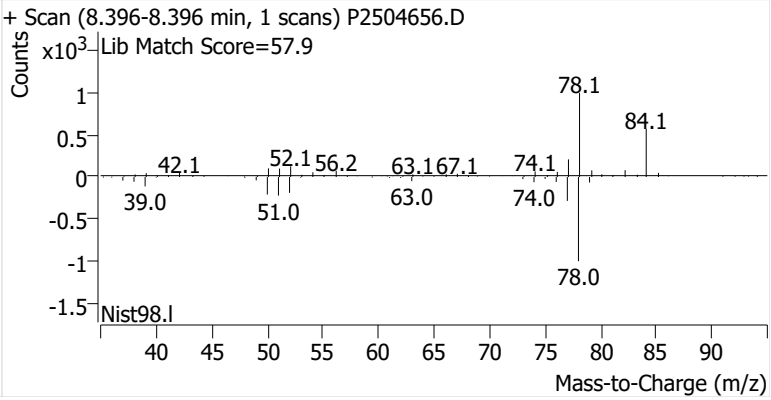

Toluene-d8 (IS)

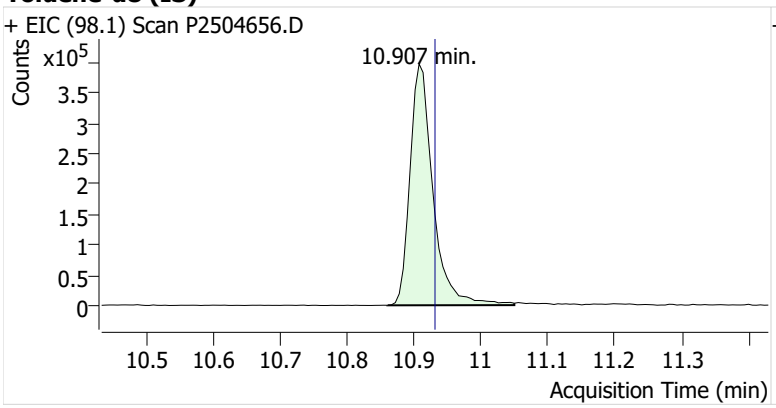

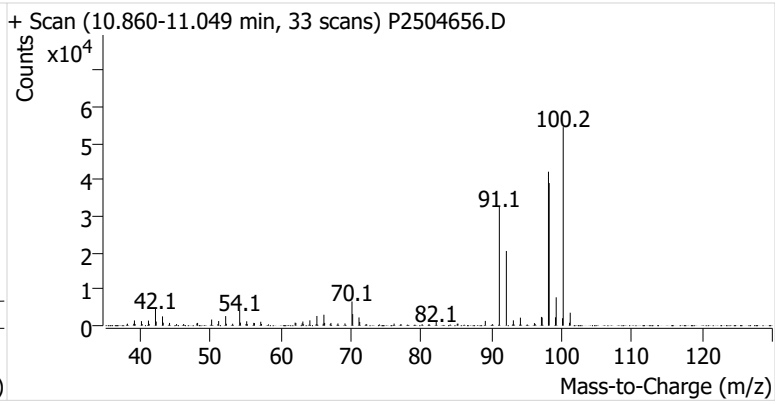

Toluene

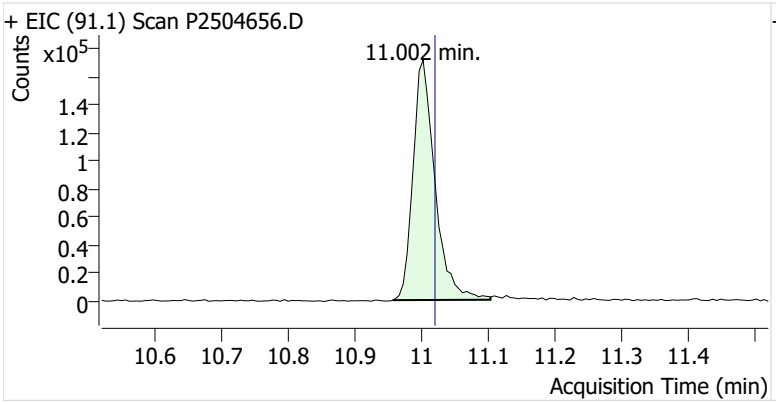

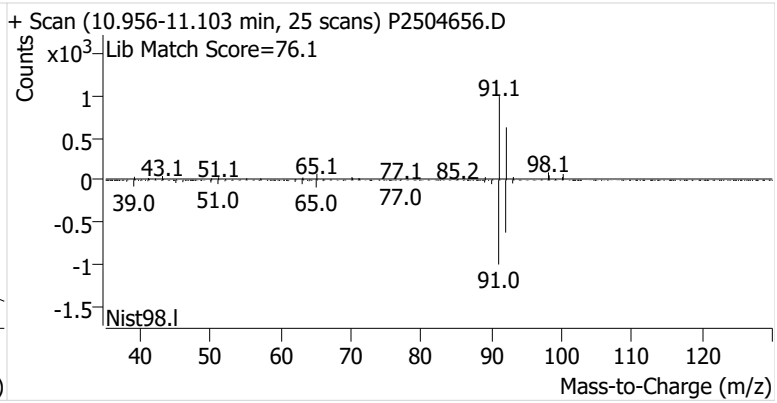

Ethylbenzene

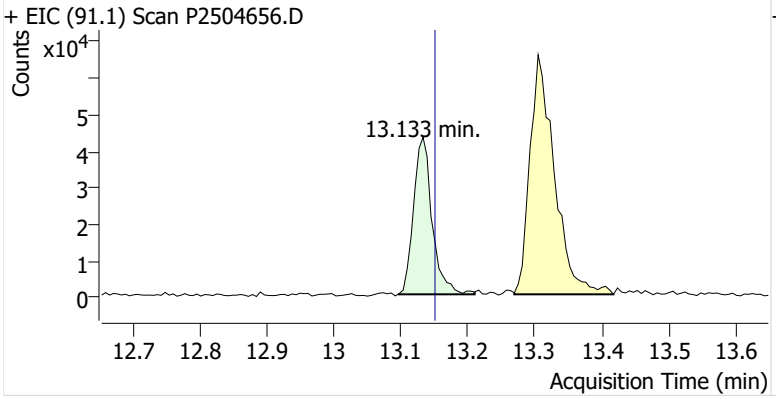

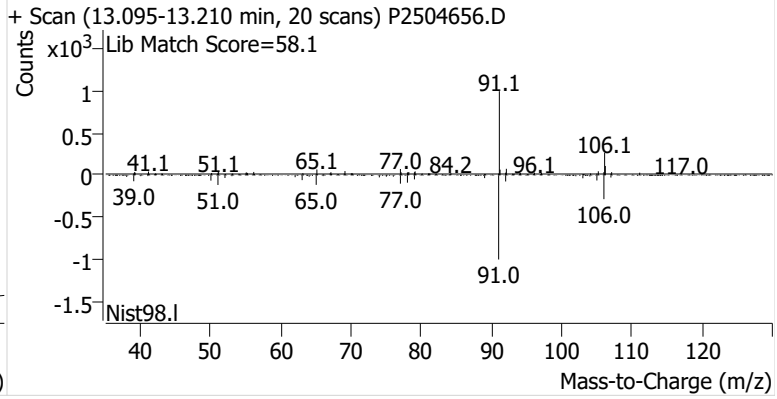

m-/p-Xylenes

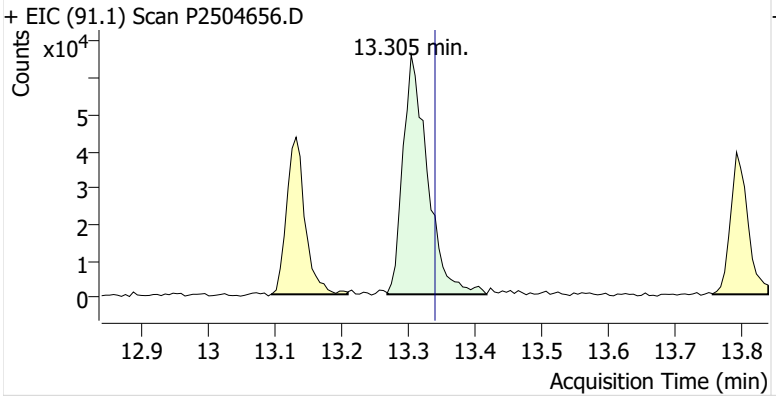

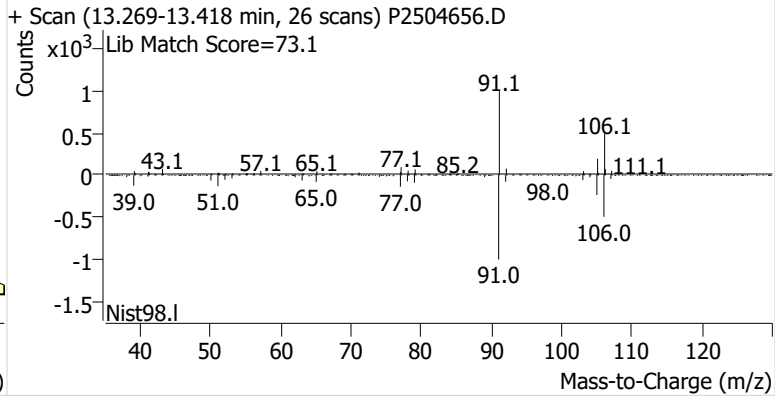

o-Xylene

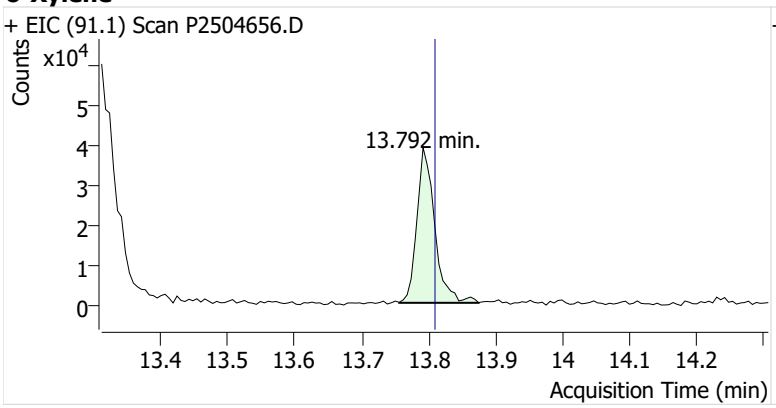
+ EIC (91.1) Scan P2504656.D
Counts
x10^4
13.792 min.
Acquisition Time (min)

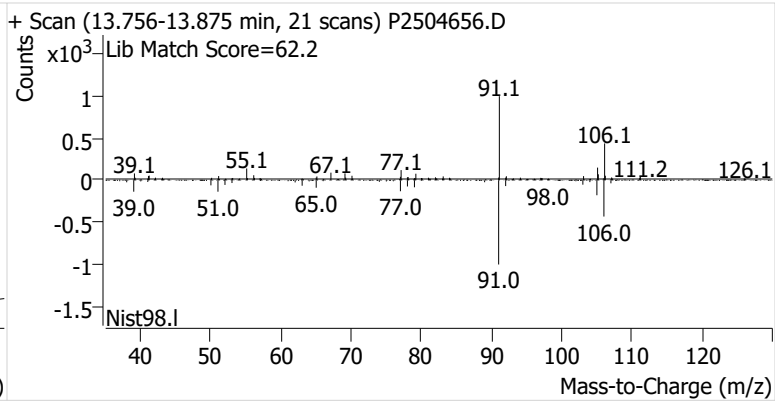
+ Scan (13.756-13.875 min, 21 scans) P2504656.D
Counts
x10^3
Lib Match Score=62.2
91.1
106.1
39.1
55.1
67.1
77.1
111.2
126.1
39.0
51.0
65.0
77.0
98.0
106.0
91.0
Nist98.l
Mass-to-Charge (m/z)

Name	CGOSP-4-S-20250701
Comment	C20465
Data File	P2504657.D
Acq. Date-Time	7/24/2025 6:51:46 PM
Acq. Method File	M325B-TD35
Tube Sorbent	Carbopack X
Analyze Quant Version	12.1
Report Quant Version	12.1

Sample Chromatogram

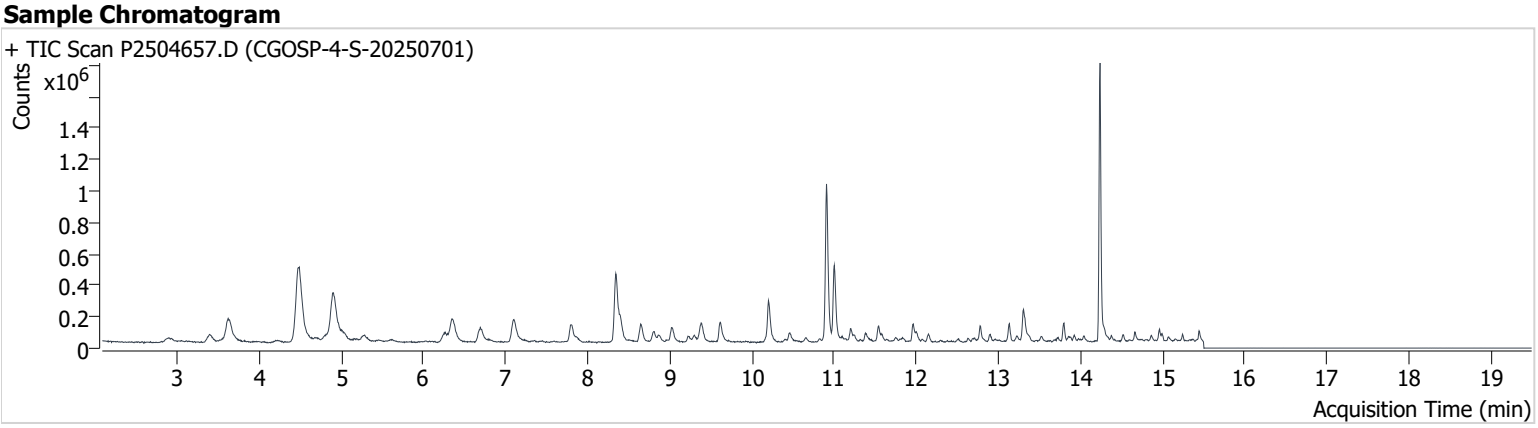

Name	ISTD	RT	ICAL RT	Resp.	Int. Flag
benzene-d6 (IS)		8.343	8.367	771,082	
Benzene	benzene-d6 (IS)	8.396	8.426	199,906	
Toluene-d8 (IS)		10.907	10.931	938,185	
Toluene	Toluene-d8 (IS)	10.996	11.020	473,629	
Ethylbenzene	Toluene-d8 (IS)	13.133	13.151	92,753	
m-/p-Xylenes	Toluene-d8 (IS)	13.305	13.341	197,609	
o-Xylene	Toluene-d8 (IS)	13.792	13.809	73,829	

benzene-d6 (IS)

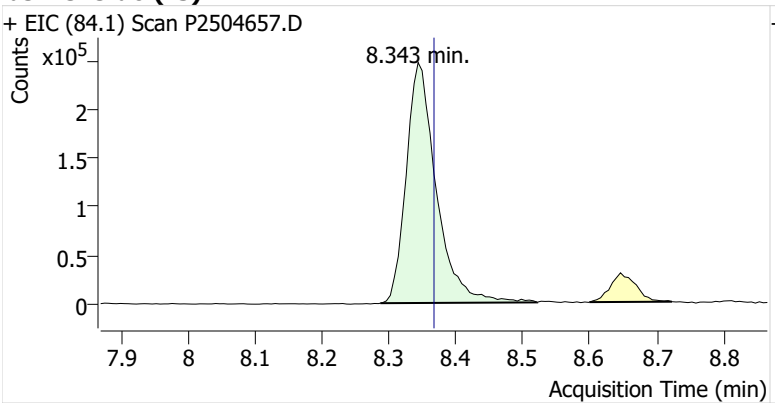

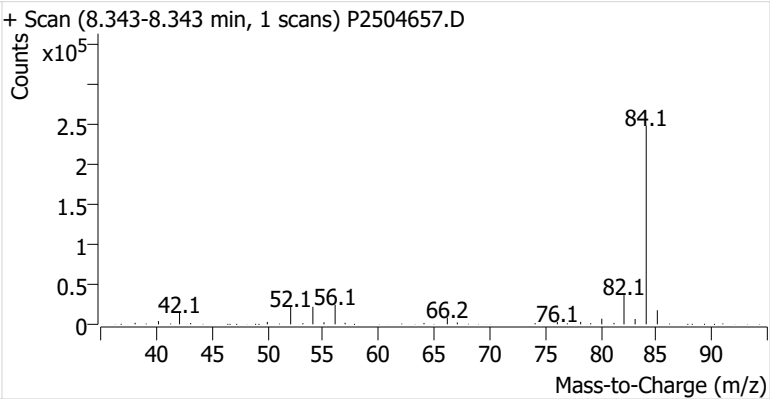

Benzene

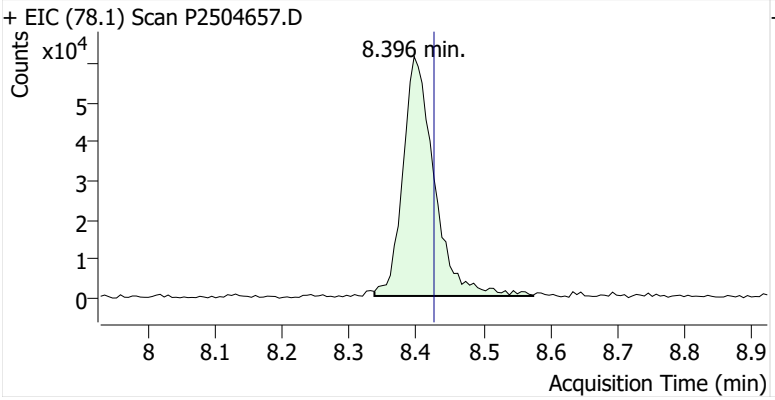

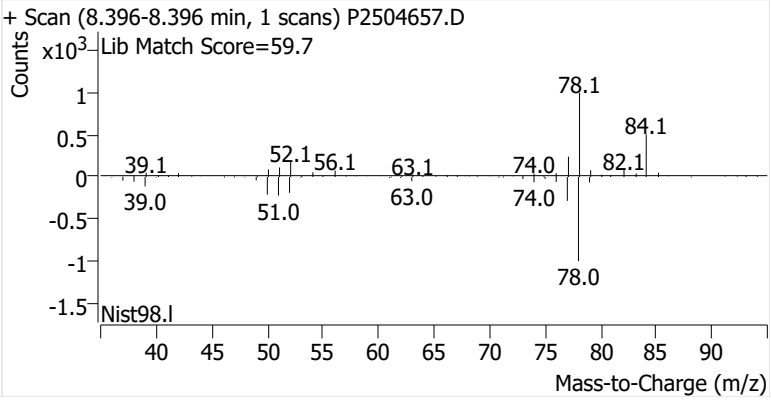

Toluene-d8 (IS)

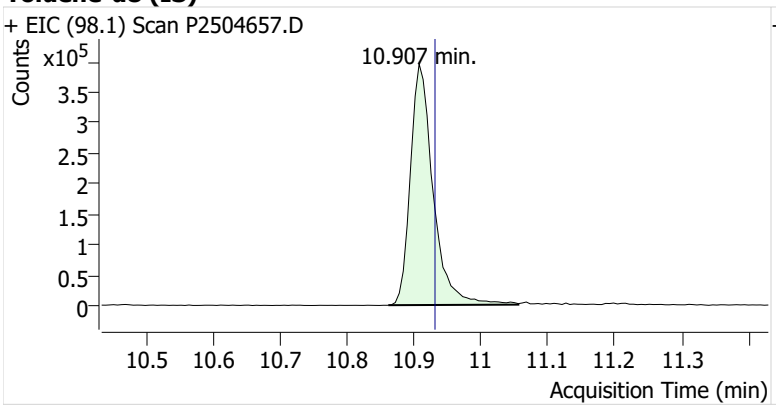

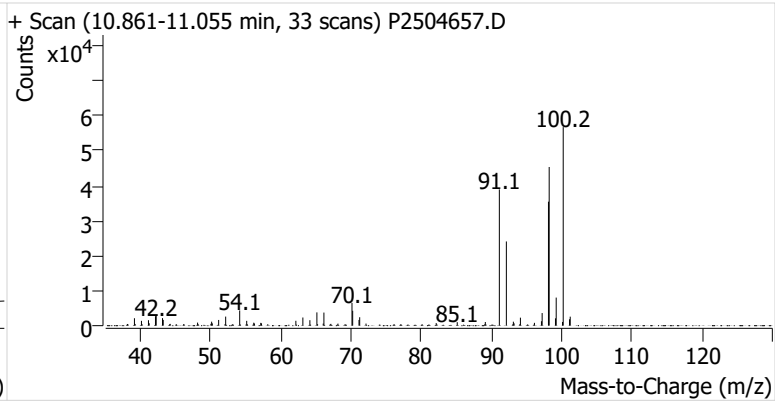

Toluene

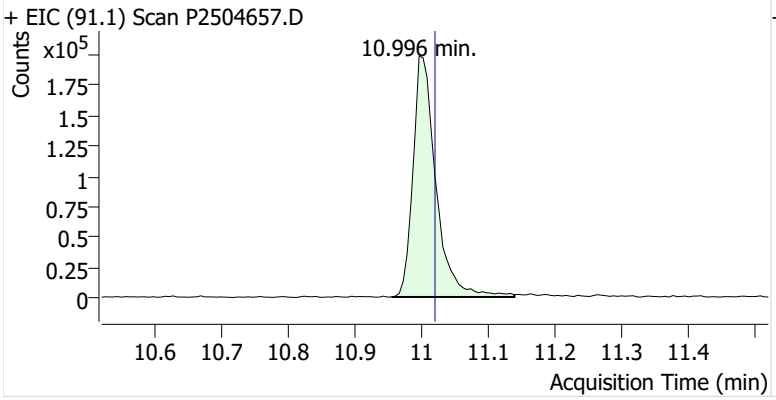

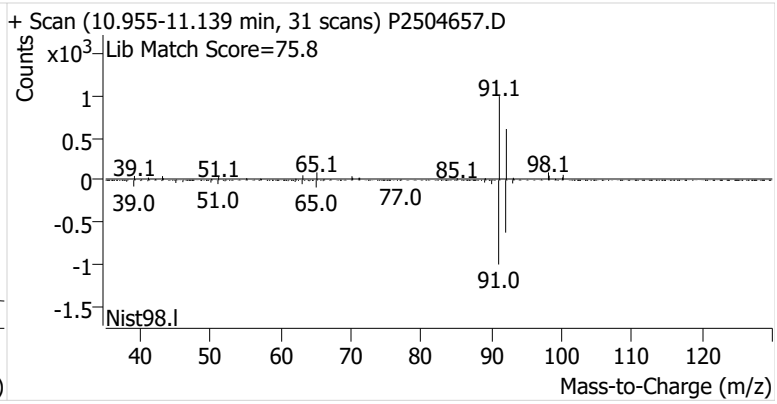

Ethylbenzene

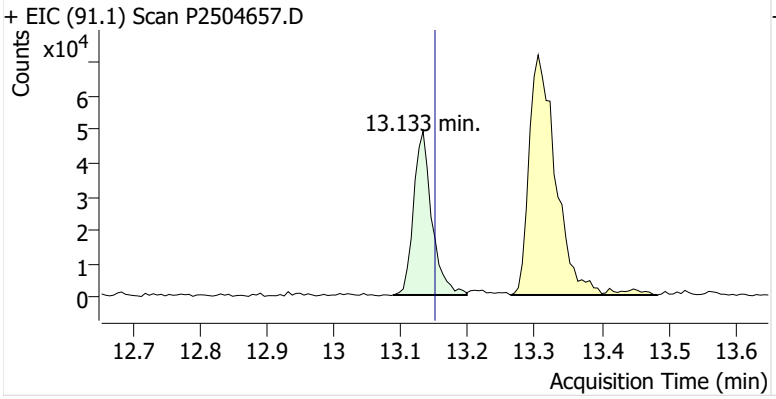

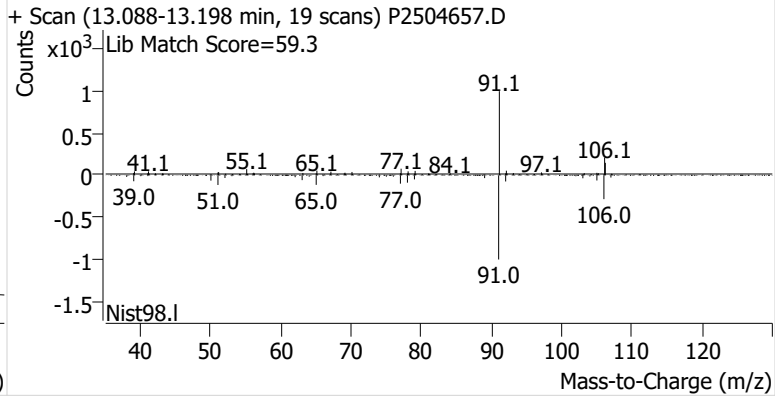

m-/p-Xylenes

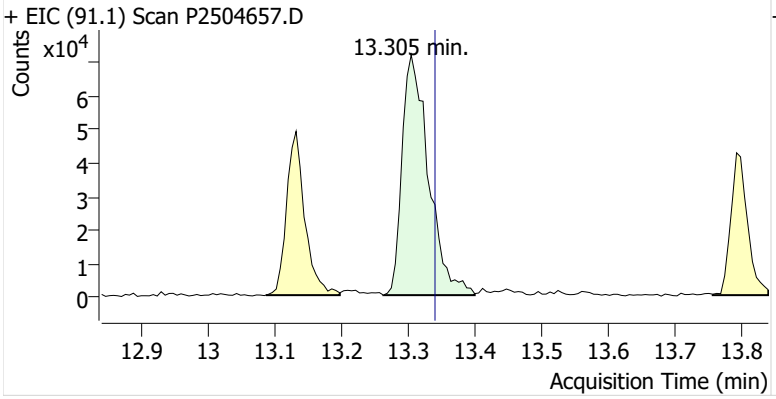

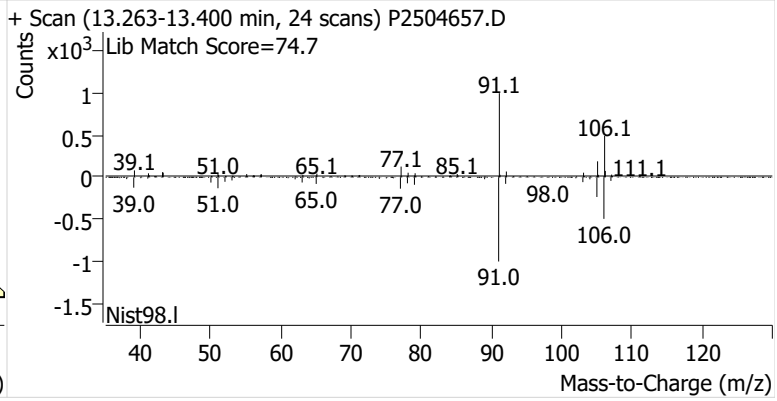

o-Xylene

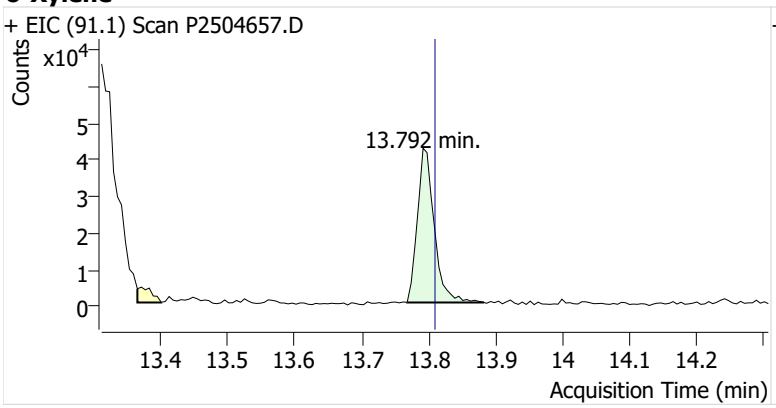
+ EIC (91.1) Scan P2504657.D
Counts
x10^4
13.792 min.
Acquisition Time (min)

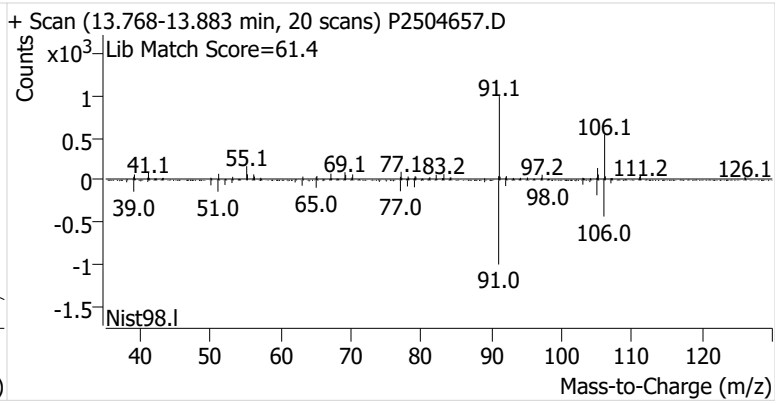
+ Scan (13.768-13.883 min, 20 scans) P2504657.D
Counts
x10^3
Lib Match Score=61.4
91.1
106.1
41.1
55.1
69.1
77.1
83.2
97.2
111.2
126.1
39.0
51.0
65.0
77.0
98.0
106.0
91.0
Nist98.l
Mass-to-Charge (m/z)

Name	CGOSP-5-S-20250701
Comment	B15780
Data File	P2504658.D
Acq. Date-Time	7/24/2025 7:29:14 PM
Acq. Method File	M325B-TD35
Tube Sorbent	Carbopack X
Analyze Quant Version	12.1
Report Quant Version	12.1

Sample Chromatogram

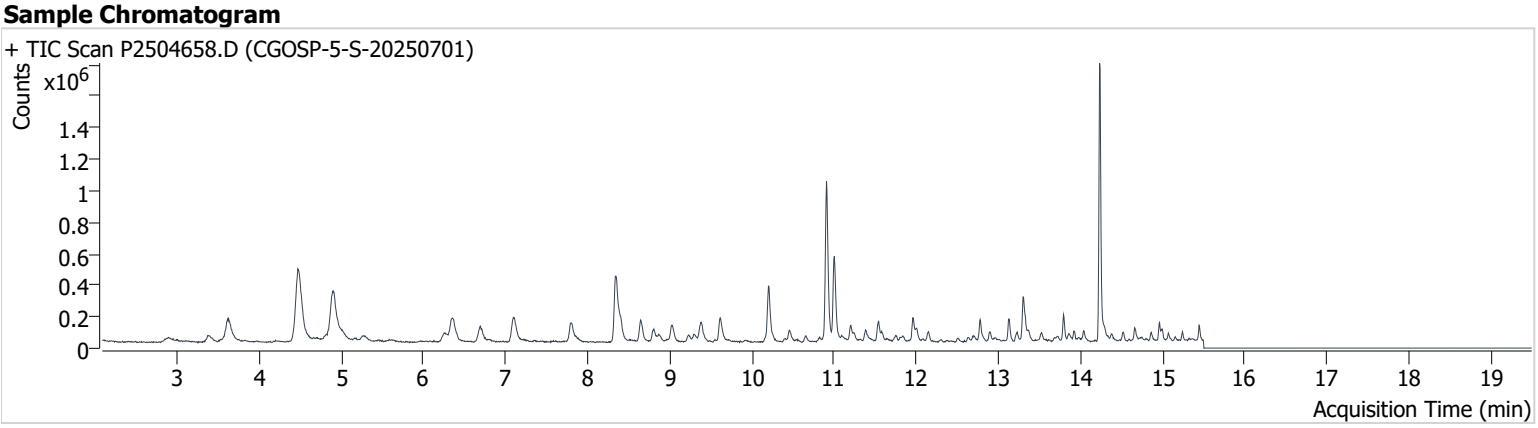

Name	ISTD	RT	ICAL RT	Resp.	Int. Flag
benzene-d6 (IS)		8.343	8.367	787,420	
Benzene	benzene-d6 (IS)	8.402	8.426	204,450	
Toluene-d8 (IS)		10.907	10.931	964,255	
Toluene	Toluene-d8 (IS)	11.002	11.020	534,081	
Ethylbenzene	Toluene-d8 (IS)	13.127	13.151	118,533	
m-/p-Xylenes	Toluene-d8 (IS)	13.305	13.341	263,082	
o-Xylene	Toluene-d8 (IS)	13.792	13.809	106,402	

benzene-d6 (IS)

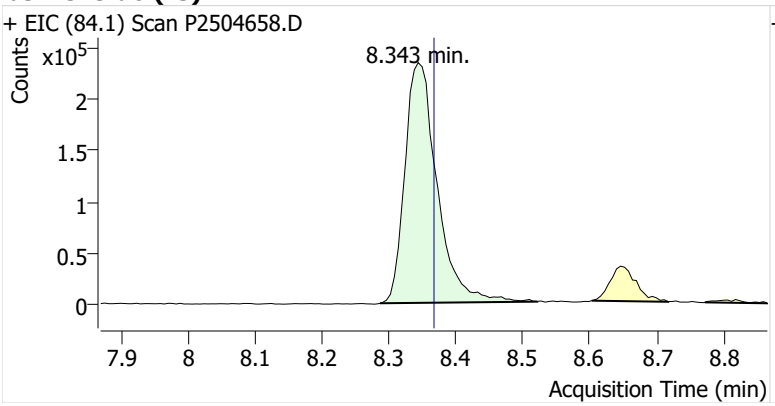

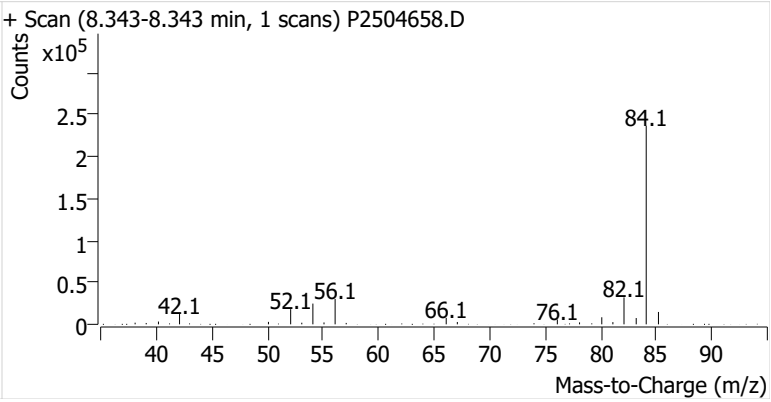

Benzene

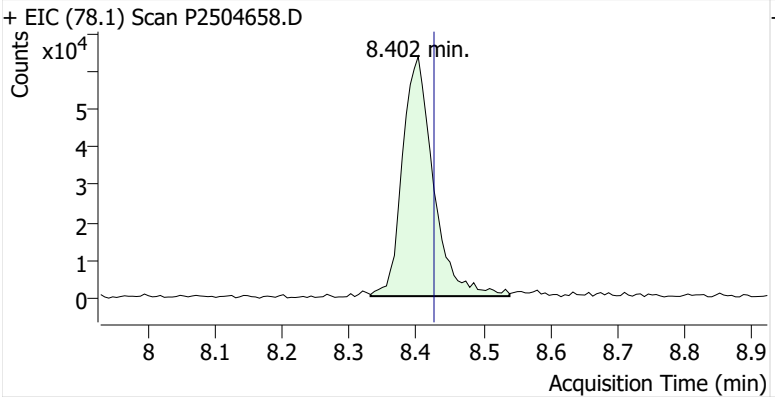

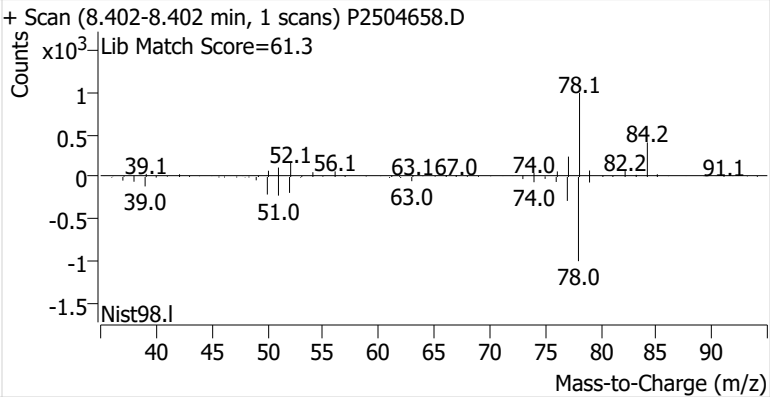

Toluene-d8 (IS)

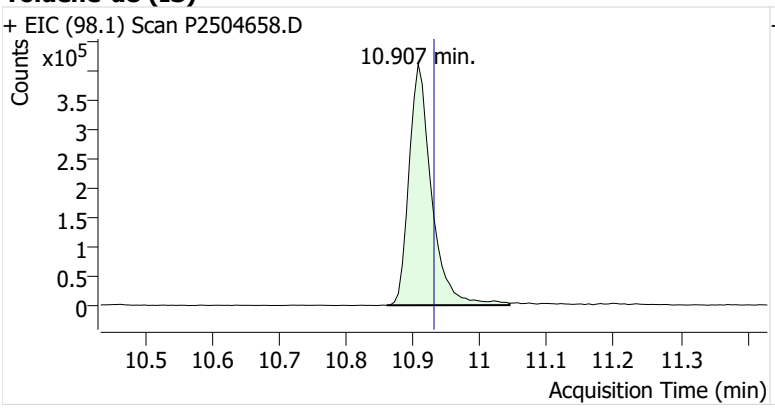

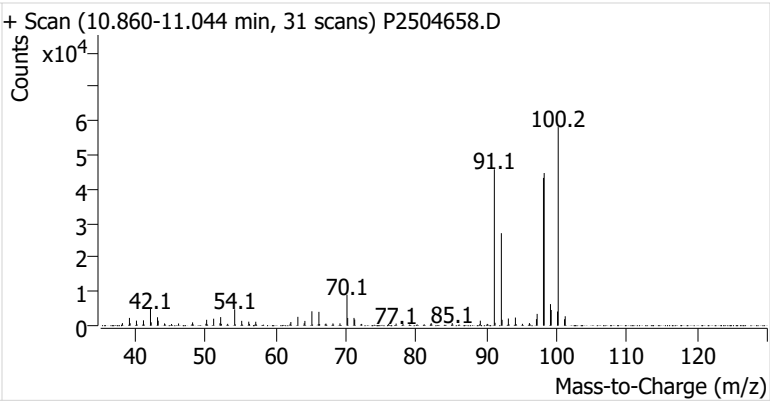

Toluene

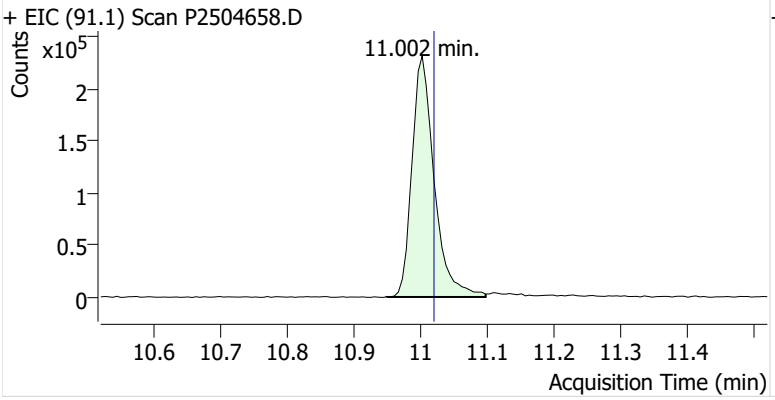

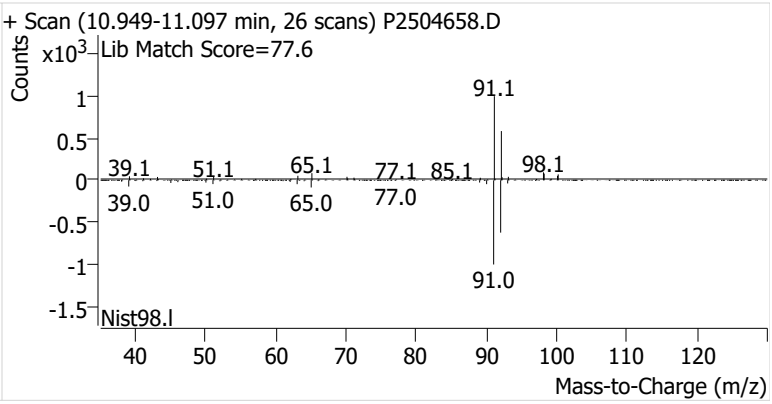

Ethylbenzene

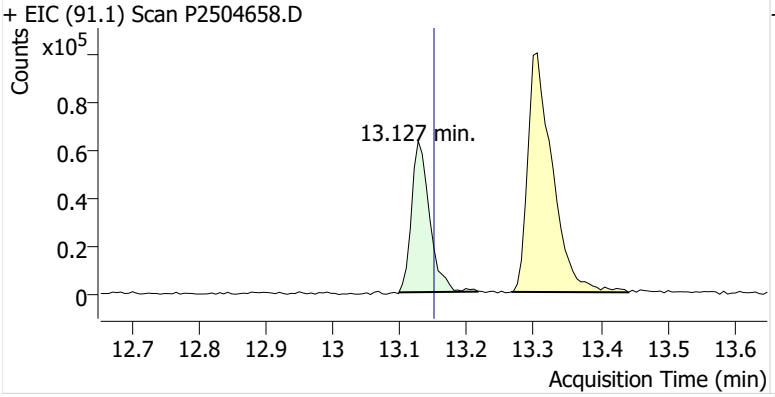

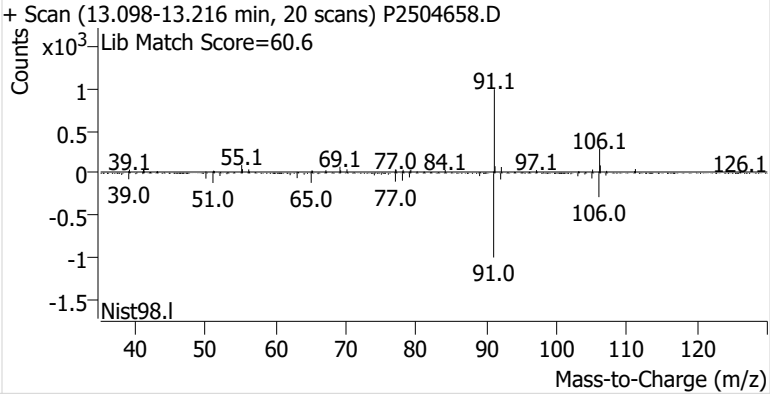

m-/p-Xylenes

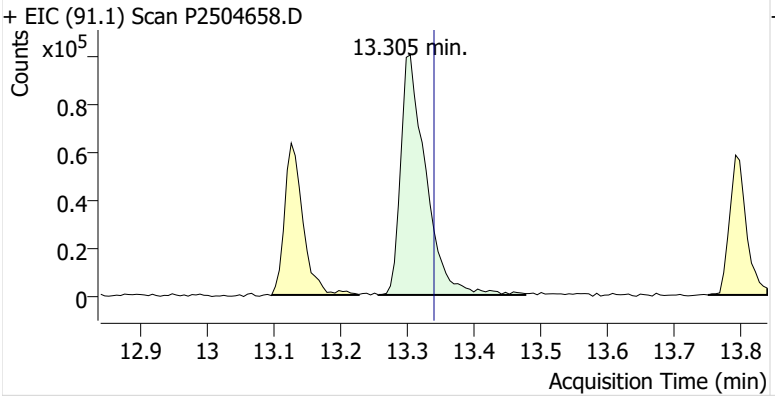

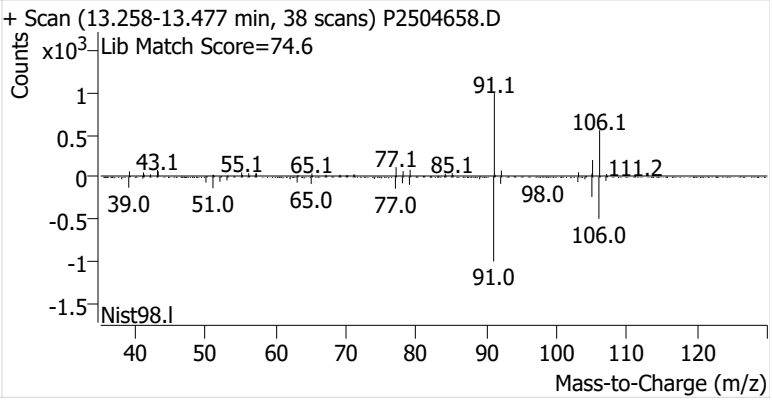

o-Xylene

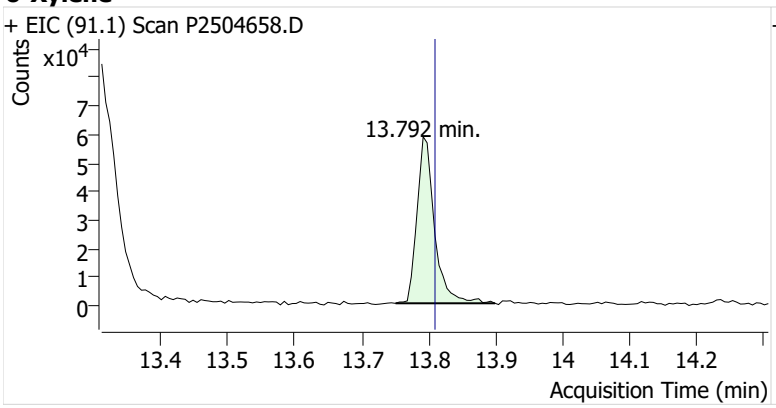
+ EIC (91.1) Scan P2504658.D
Counts
x10^4
13.792 min.
Acquisition Time (min)

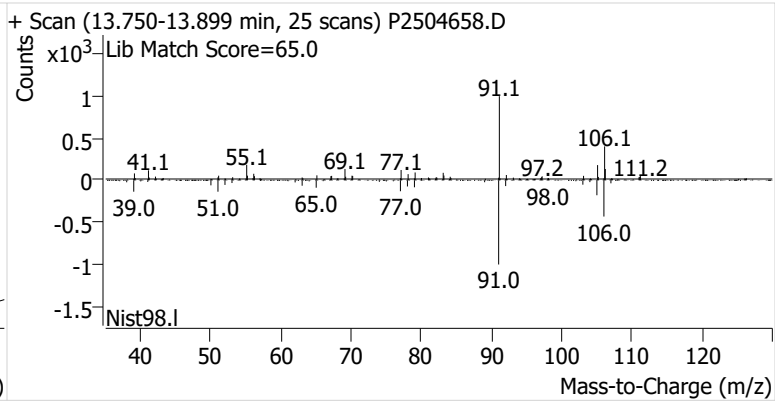
+ Scan (13.750-13.899 min, 25 scans) P2504658.D
Counts
x10^3
Lib Match Score=65.0
91.1
106.1
41.1
55.1
69.1
77.1
97.2
111.2
39.0
51.0
65.0
77.0
98.0
106.0
91.0
Nist98.l
Mass-to-Charge (m/z)

Name	CGOSP-6-S-20250701
Comment	C24267
Data File	P2504659.D
Acq. Date-Time	7/24/2025 8:06:33 PM
Acq. Method File	M325B-TD35
Tube Sorbent	Carbopack X
Analyze Quant Version	12.1
Report Quant Version	12.1

Sample Chromatogram

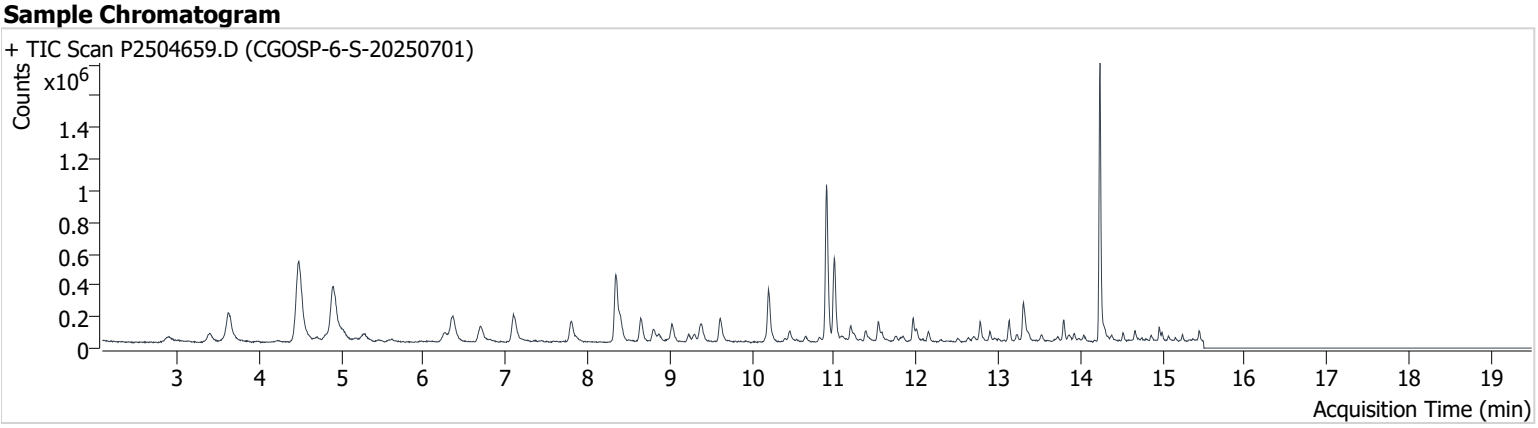

Name	ISTD	RT	ICAL RT	Resp.	Int. Flag
benzene-d6 (IS)		8.343	8.367	763,332	
Benzene	benzene-d6 (IS)	8.402	8.426	196,967	
Toluene-d8 (IS)		10.907	10.931	948,572	
Toluene	Toluene-d8 (IS)	11.002	11.020	541,808	
Ethylbenzene	Toluene-d8 (IS)	13.133	13.151	104,020	
m-/p-Xylenes	Toluene-d8 (IS)	13.305	13.341	224,973	
o-Xylene	Toluene-d8 (IS)	13.798	13.809	96,944	

benzene-d6 (IS)

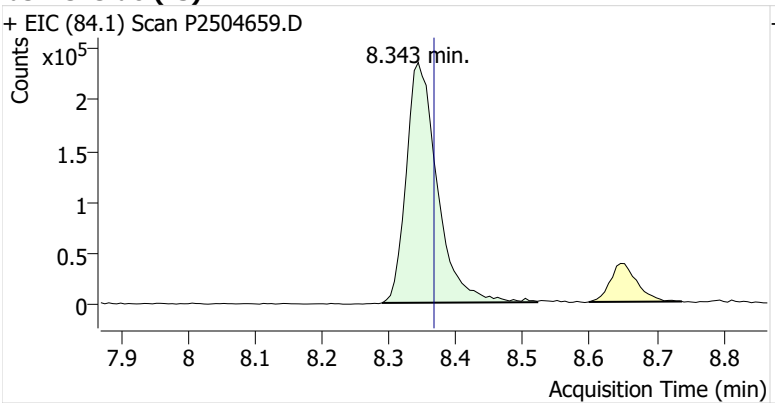

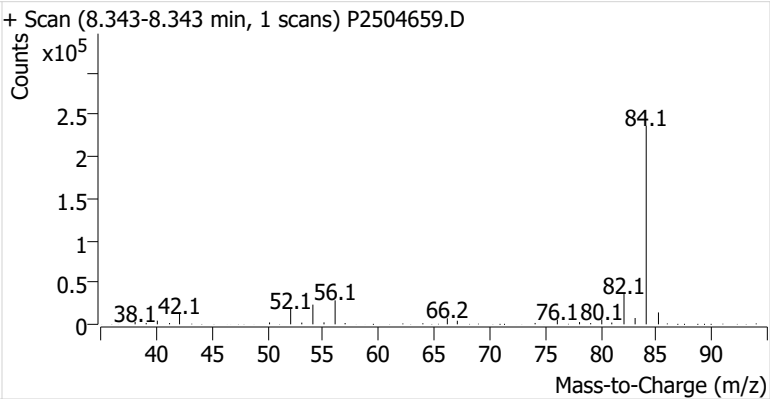

Benzene

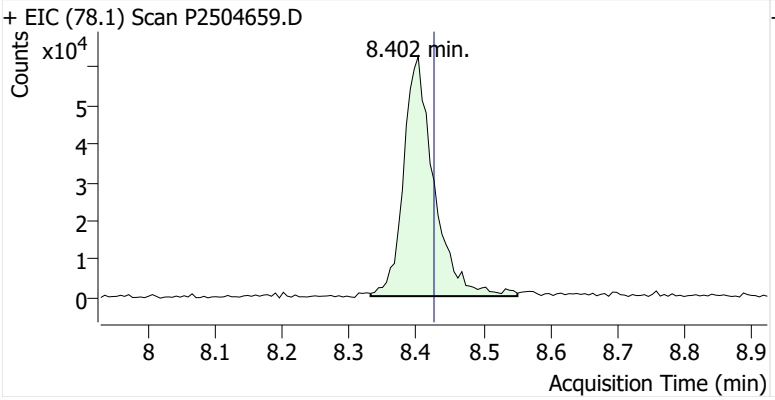

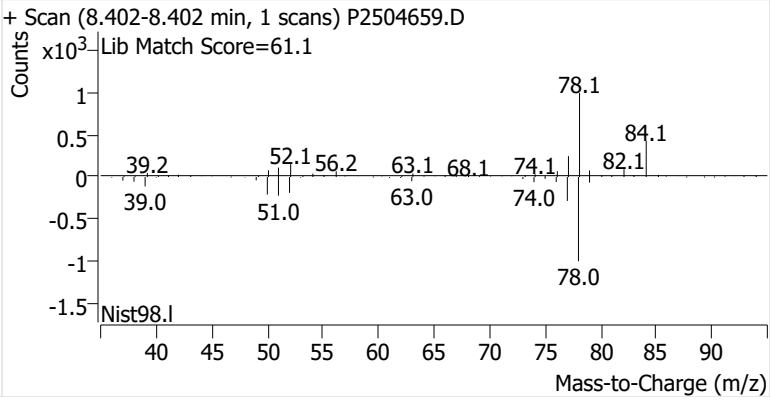

Toluene-d8 (IS)

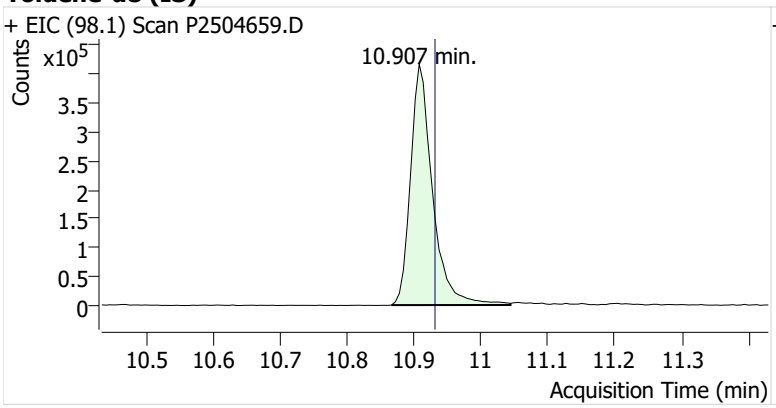

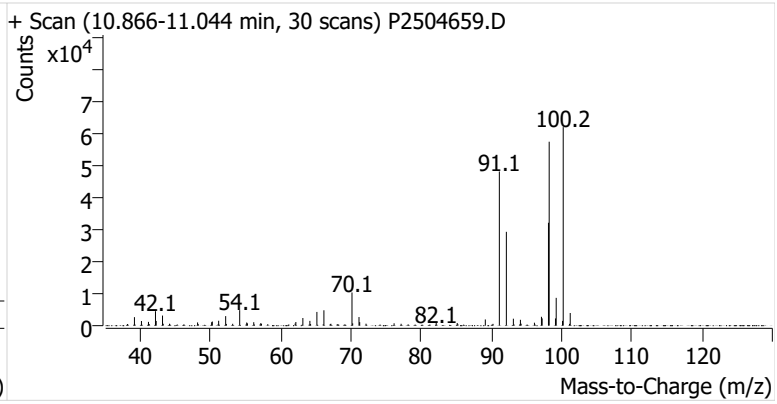

Toluene

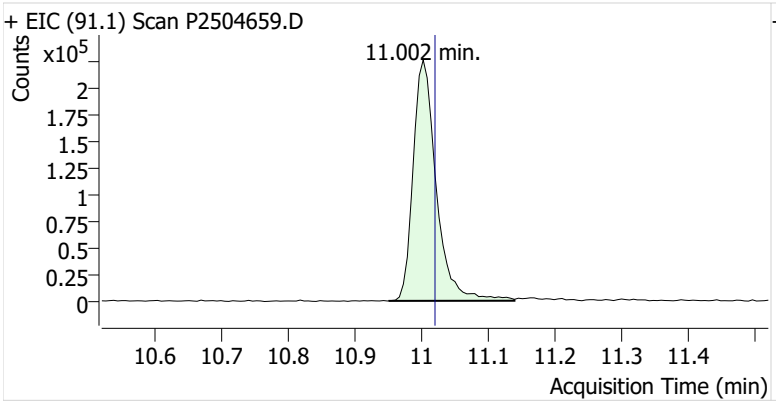

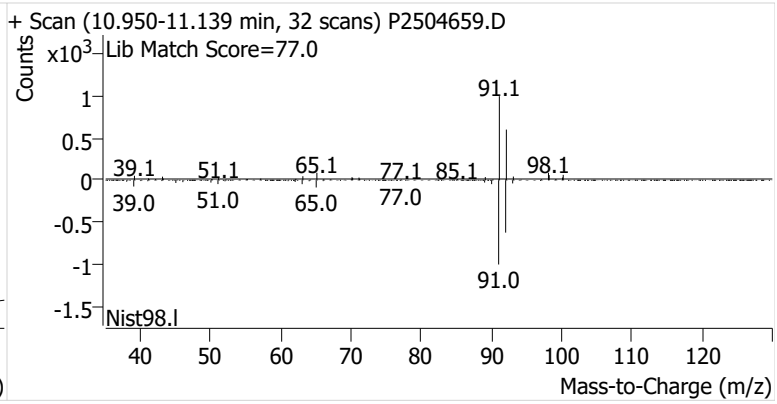

Ethylbenzene

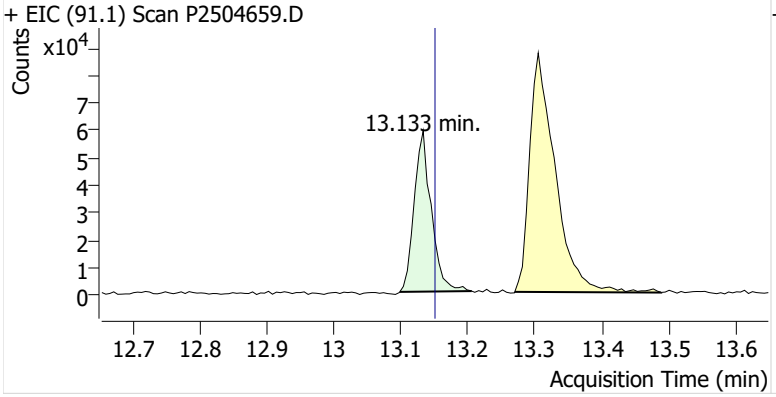

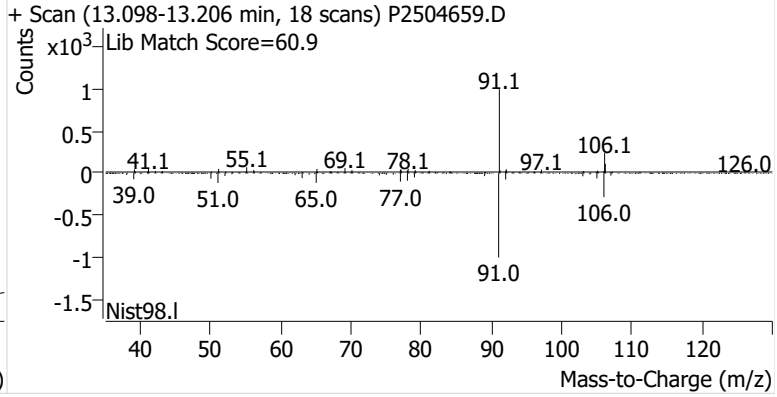

m-/p-Xylenes

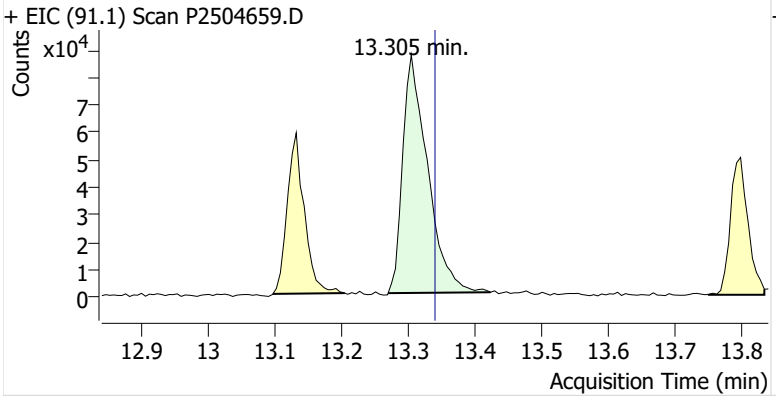

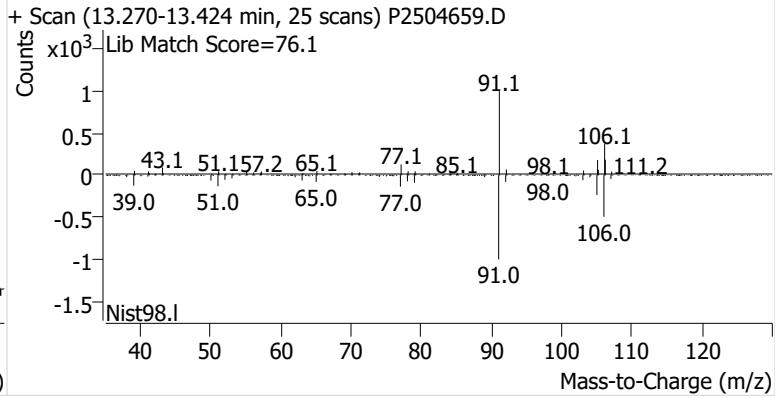

o-Xylene

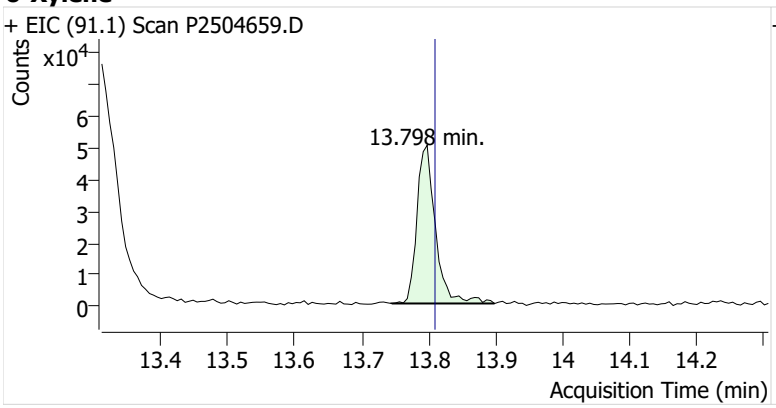
+ EIC (91.1) Scan P2504659.D
Counts
x10^4
13.798 min.
13.4 13.5 13.6 13.7 13.8 13.9 14 14.1 14.2
Acquisition Time (min)

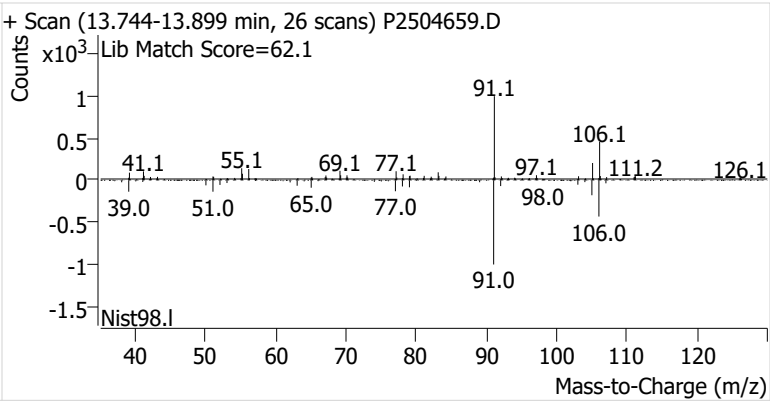
+ Scan (13.744-13.899 min, 26 scans) P2504659.D
Counts
x10^3
Lib Match Score=62.1
91.1
106.1
41.1 55.1 69.1 77.1 97.1 111.2 126.1
39.0 51.0 65.0 77.0 98.0
106.0
91.0
Nist98.l
40 50 60 70 80 90 100 110 120
Mass-to-Charge (m/z)

Name	CGOSP-7-S-20250701
Comment	B45024
Data File	P2504660.D
Acq. Date-Time	7/24/2025 8:43:50 PM
Acq. Method File	M325B-TD35
Tube Sorbent	Carbopack X
Analyze Quant Version	12.1
Report Quant Version	12.1

Sample Chromatogram

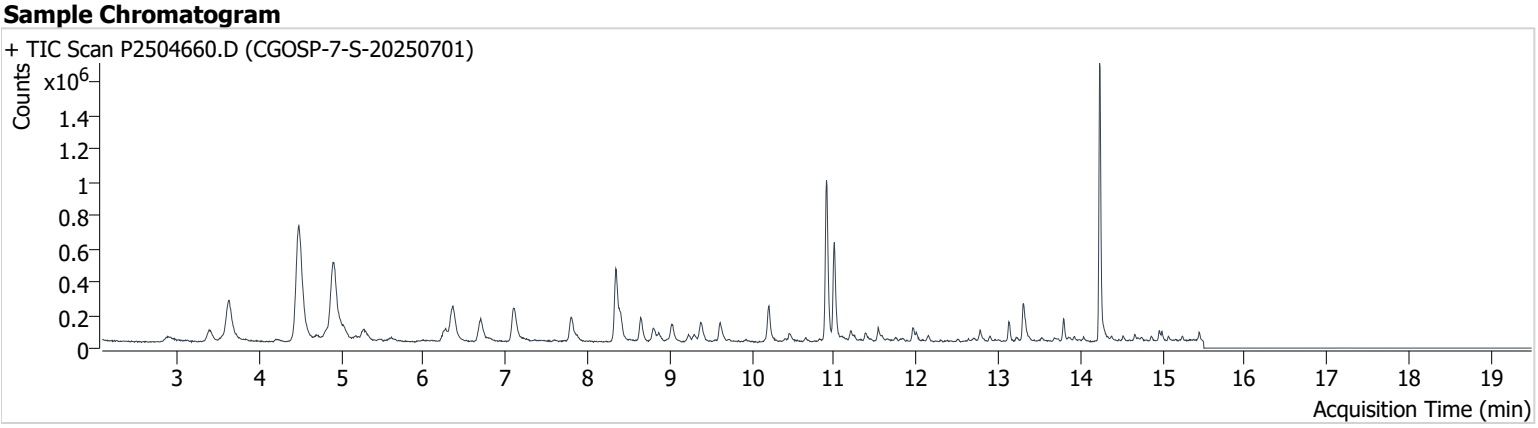

Name	ISTD	RT	ICAL RT	Resp.	Int. Flag
benzene-d6 (IS)		8.343	8.367	760,192	
Benzene	benzene-d6 (IS)	8.402	8.426	215,269	
Toluene-d8 (IS)		10.907	10.931	922,870	
Toluene	Toluene-d8 (IS)	11.002	11.020	571,461	
Ethylbenzene	Toluene-d8 (IS)	13.127	13.151	101,735	
m-/p-Xylenes	Toluene-d8 (IS)	13.299	13.341	225,691	
o-Xylene	Toluene-d8 (IS)	13.791	13.809	89,425	

benzene-d6 (IS)

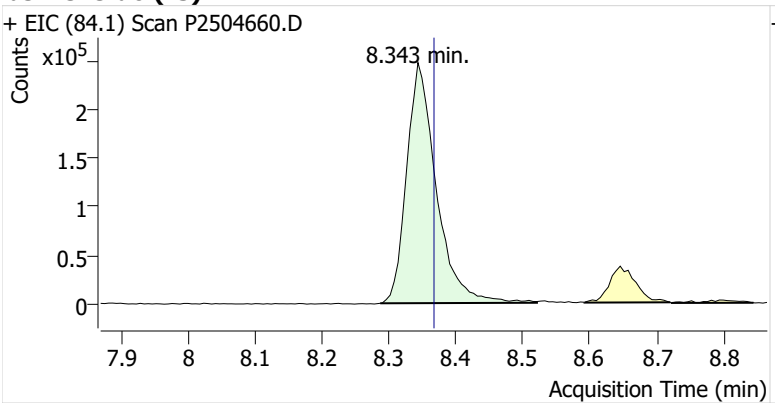

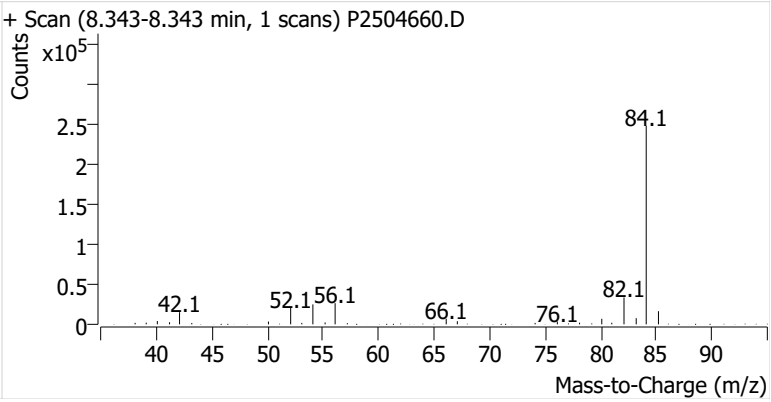

Benzene

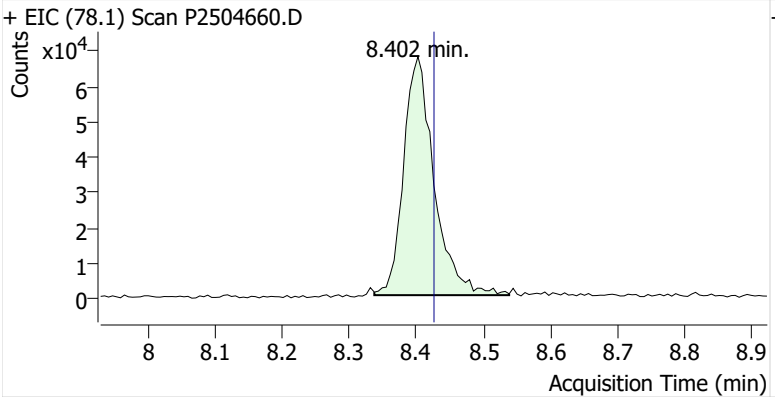

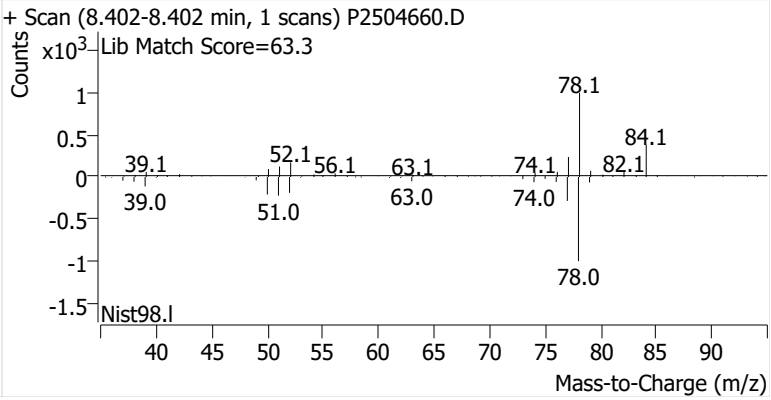

Toluene-d8 (IS)

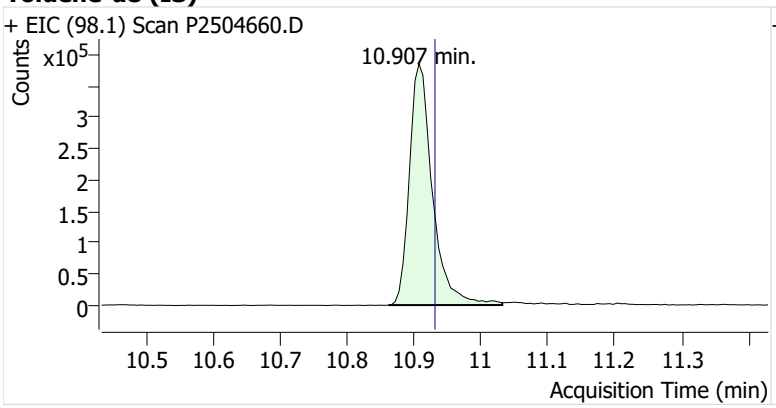

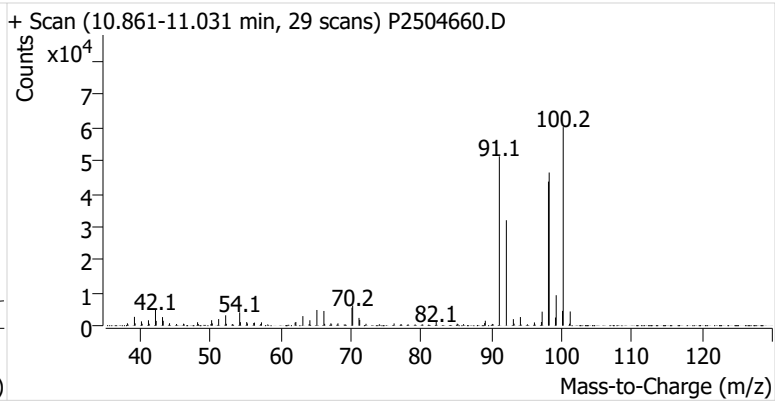

Toluene

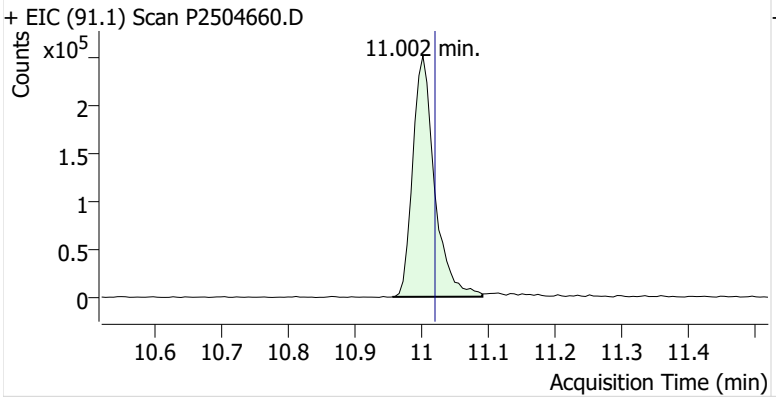

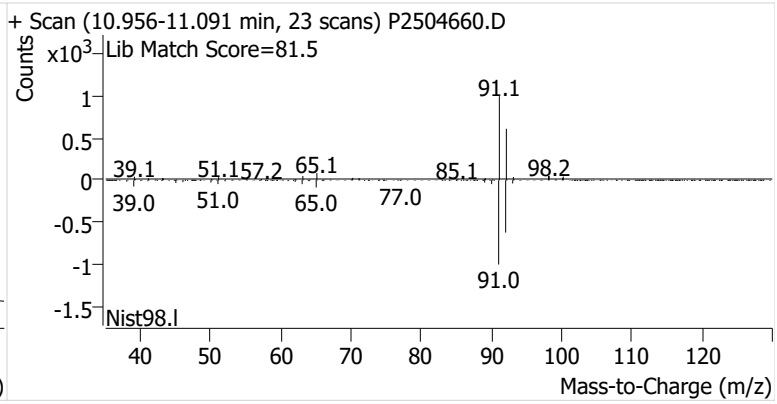

Ethylbenzene

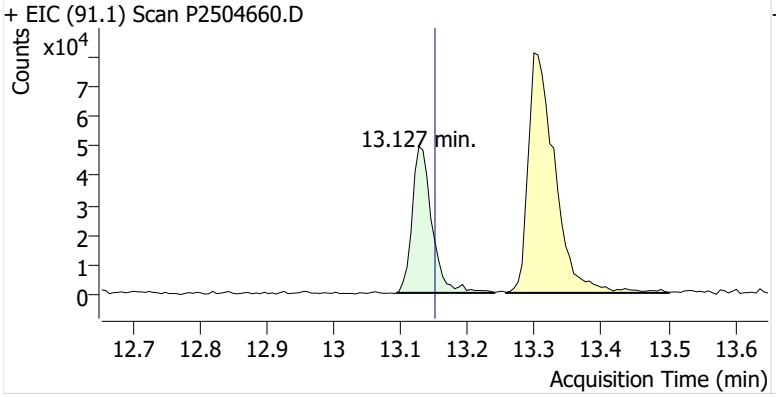

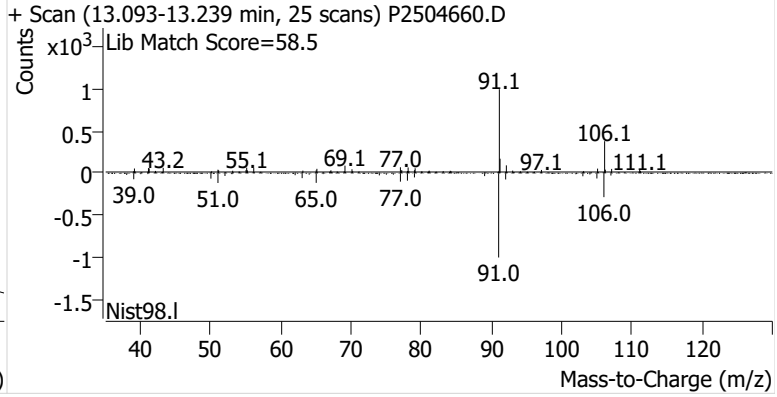

m-/p-Xylenes

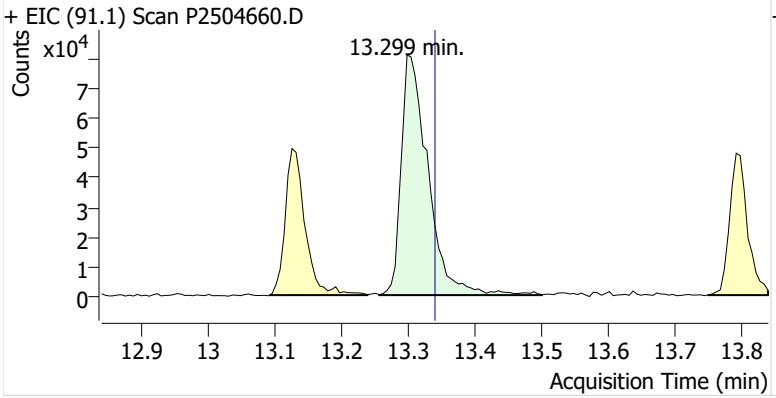

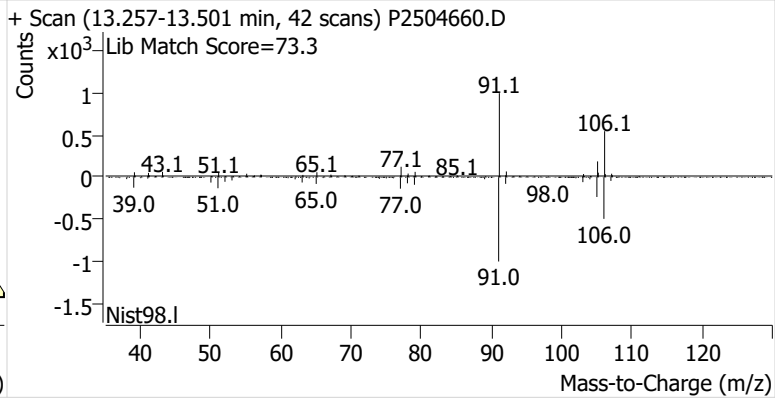

o-Xylene

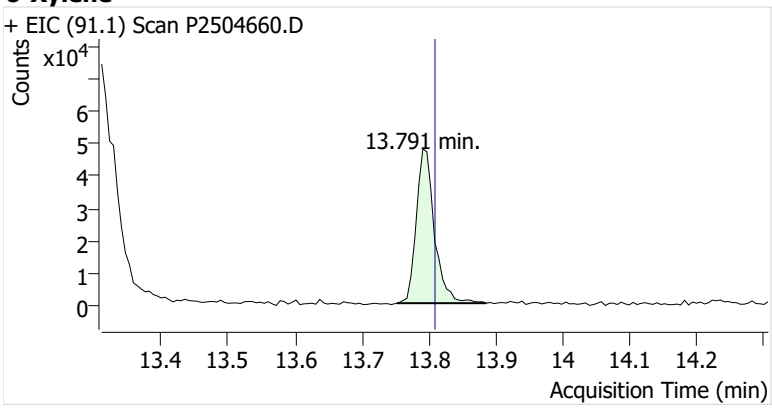
+ EIC (91.1) Scan P2504660.D
Counts
x10^4
13.791 min.
Acquisition Time (min)

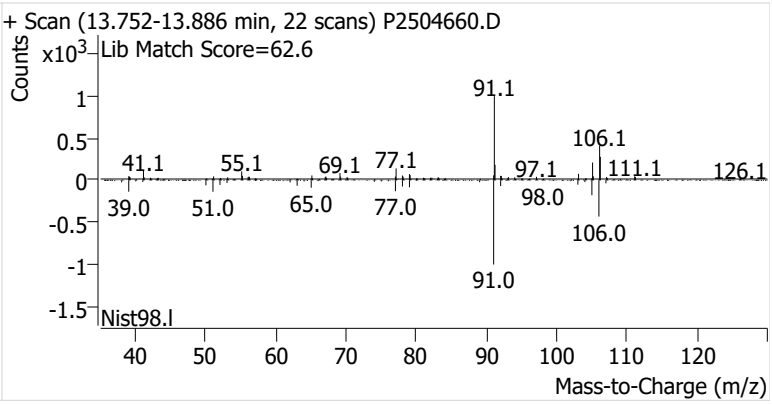
+ Scan (13.752-13.886 min, 22 scans) P2504660.D
Counts
x10^3
Lib Match Score=62.6
91.1
106.1
41.1
55.1
69.1
77.1
97.1
111.1
126.1
39.0
51.0
65.0
77.0
98.0
106.0
91.0
Nist98.l
Mass-to-Charge (m/z)

Name	CGOSP-8-S-20250701
Comment	B17520
Data File	P2504661.D
Acq. Date-Time	7/24/2025 9:21:09 PM
Acq. Method File	M325B-TD35
Tube Sorbent	Carbopack X
Analyze Quant Version	12.1
Report Quant Version	12.1

Sample Chromatogram

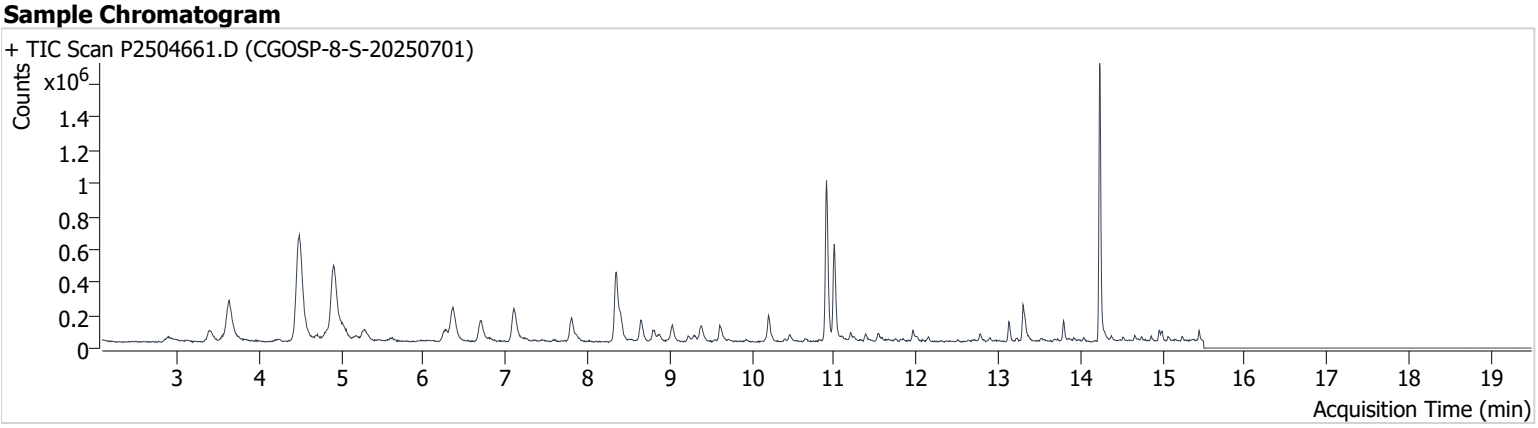

Name	ISTD	RT	ICAL RT	Resp.	Int. Flag
benzene-d6 (IS)		8.349	8.367	755,963	
Benzene	benzene-d6 (IS)	8.402	8.426	219,487	
Toluene-d8 (IS)		10.907	10.931	924,303	
Toluene	Toluene-d8 (IS)	11.002	11.020	585,838	
Ethylbenzene	Toluene-d8 (IS)	13.127	13.151	96,394	
m-/p-Xylenes	Toluene-d8 (IS)	13.299	13.341	211,969	
o-Xylene	Toluene-d8 (IS)	13.792	13.809	83,227	

benzene-d6 (IS)

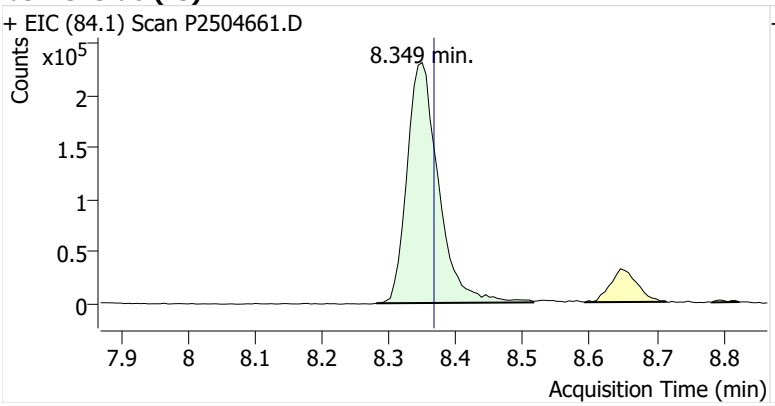

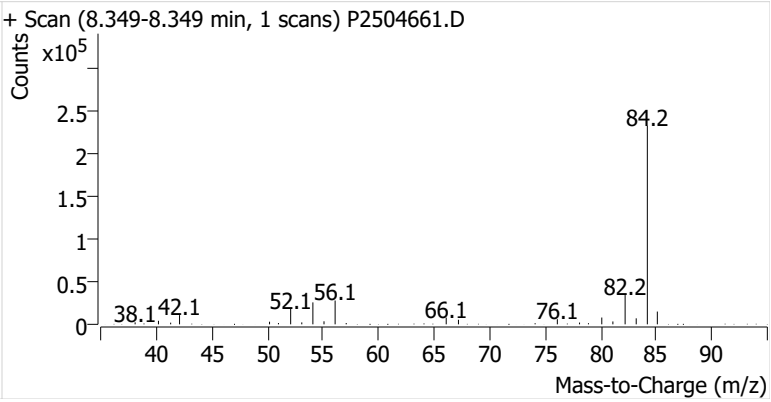

Benzene

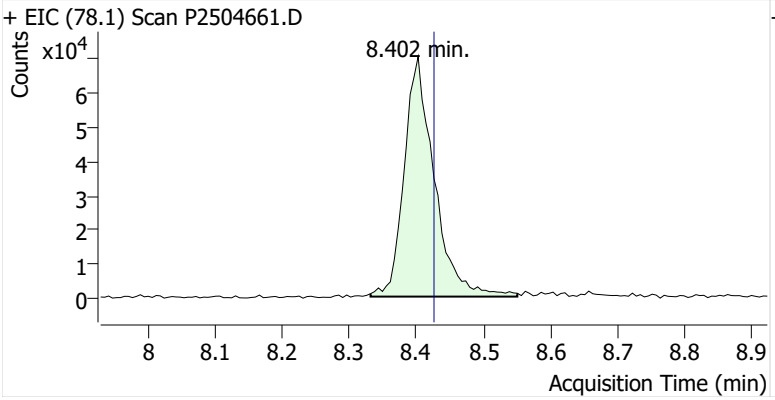

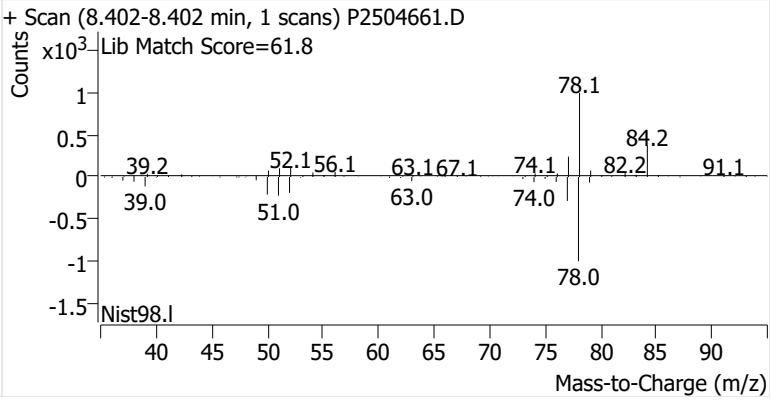

Toluene-d8 (IS)

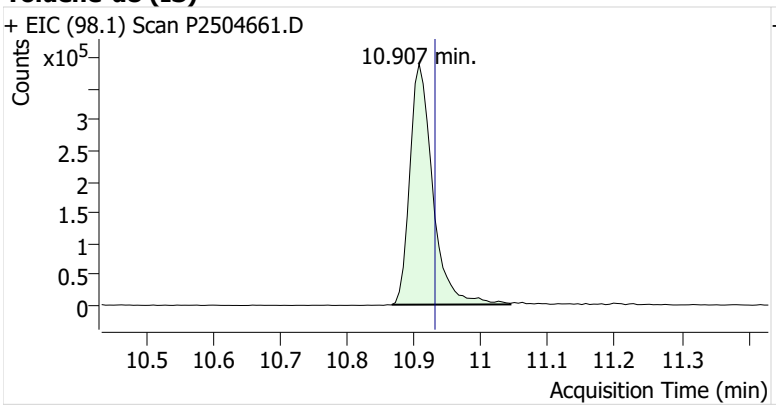

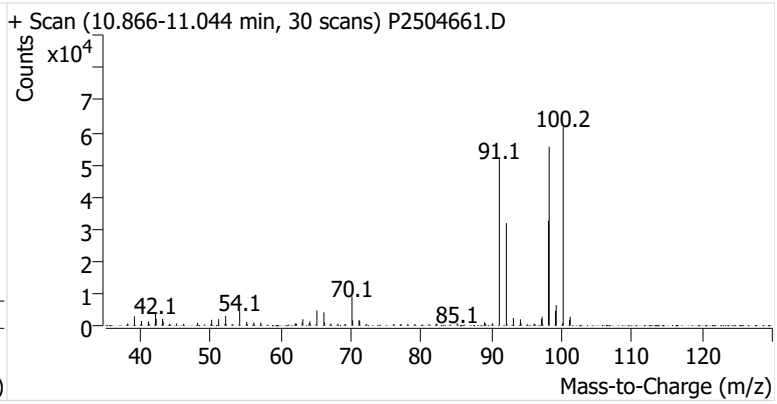

Toluene

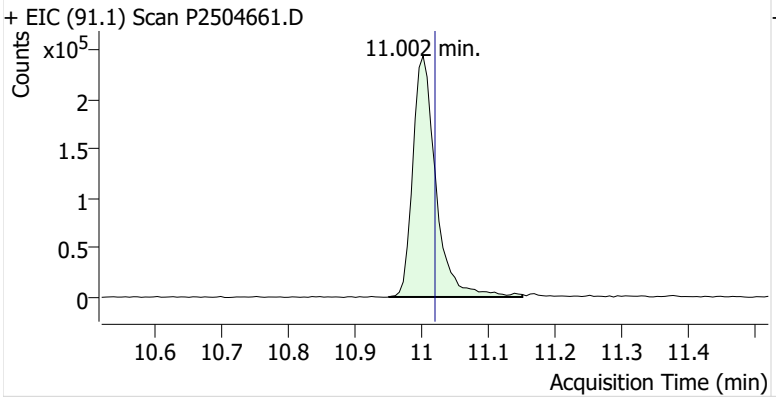

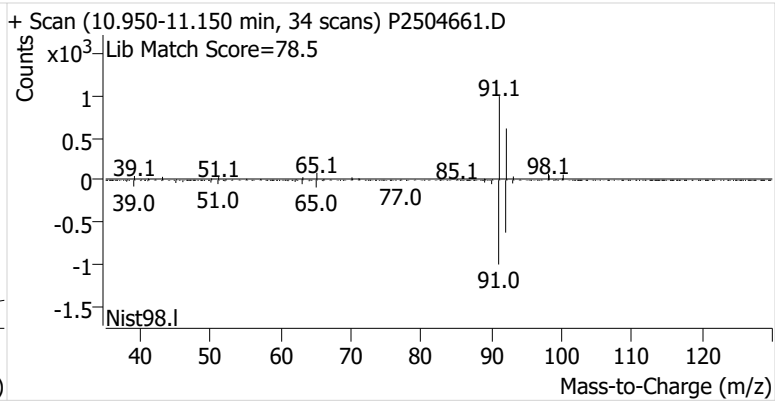

Ethylbenzene

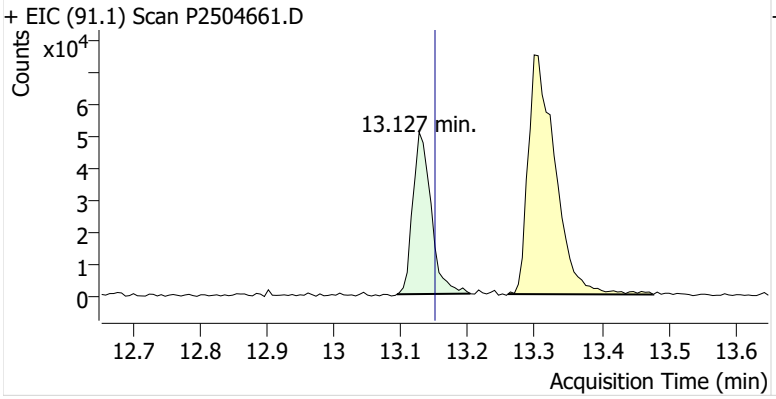

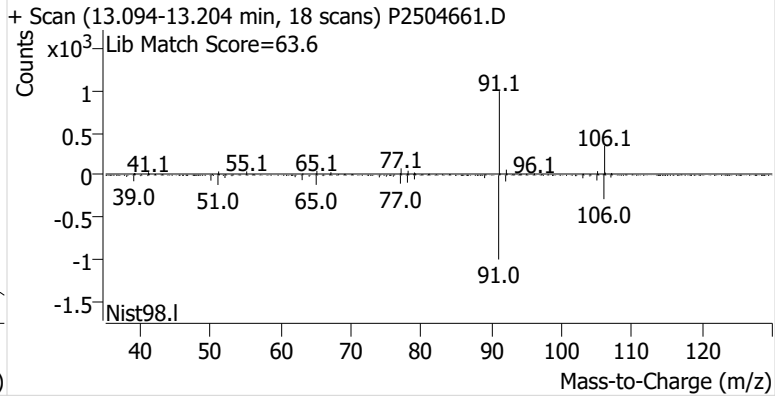

m-/p-Xylenes

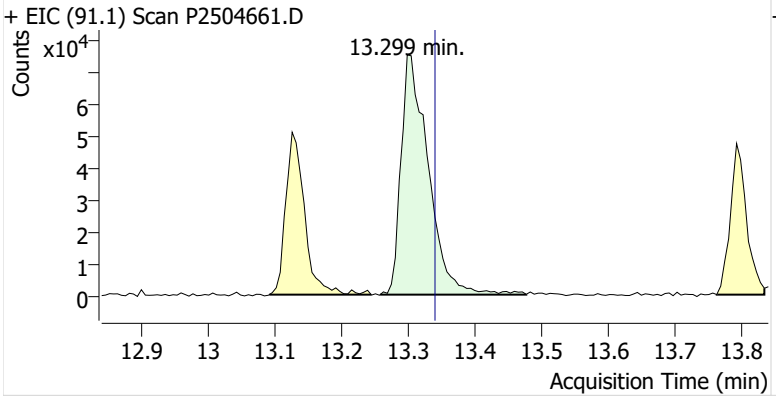

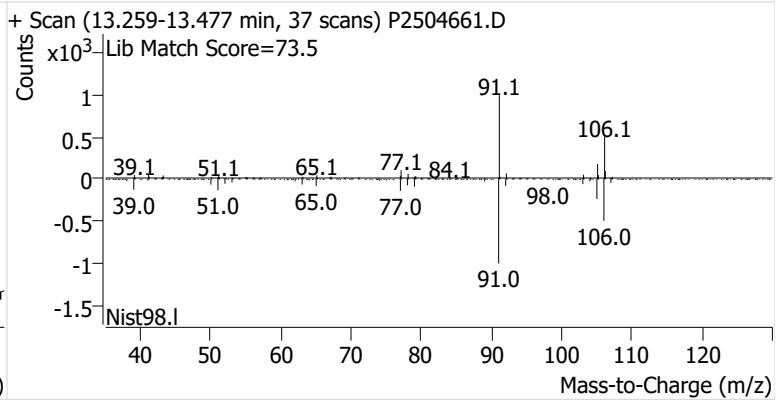

o-Xylene

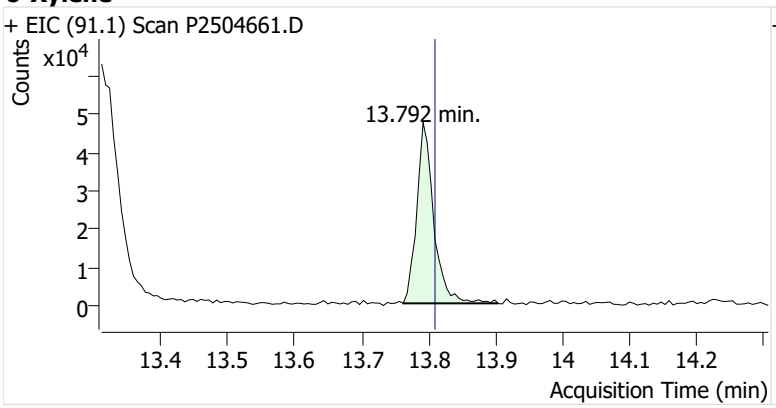
+ EIC (91.1) Scan P2504661.D
Counts
x10^4
13.792 min.
Acquisition Time (min)

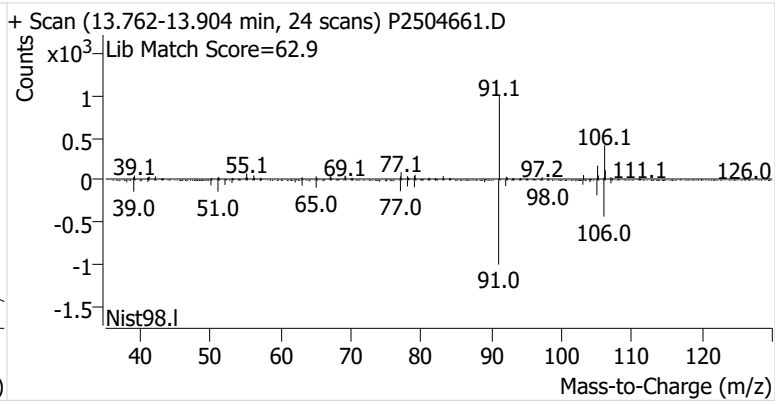
+ Scan (13.762-13.904 min, 24 scans) P2504661.D
Counts
x10^3
Lib Match Score=62.9
91.1
106.1
39.1
55.1
69.1
77.1
97.2
111.1
126.0
39.0
51.0
65.0
77.0
98.0
106.0
91.0
Nist98.l
Mass-to-Charge (m/z)

Name	CGOSP-9-S-20250701
Comment	B28072
Data File	P2504662.D
Acq. Date-Time	7/24/2025 9:58:27 PM
Acq. Method File	M325B-TD35
Tube Sorbent	Carbopack X
Analyze Quant Version	12.1
Report Quant Version	12.1

Sample Chromatogram

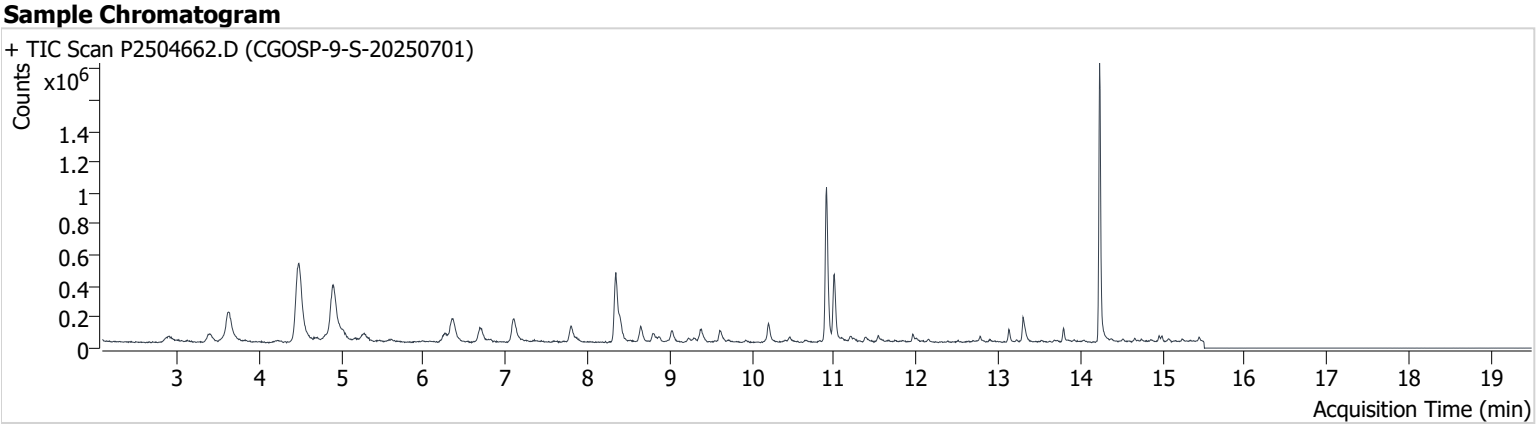

Name	ISTD	RT	ICAL RT	Resp.	Int. Flag
benzene-d6 (IS)		8.343	8.367	778,245	
Benzene	benzene-d6 (IS)	8.402	8.426	178,827	
Toluene-d8 (IS)		10.907	10.931	941,928	
Toluene	Toluene-d8 (IS)	11.002	11.020	430,475	
Ethylbenzene	Toluene-d8 (IS)	13.133	13.151	67,267	
m-/p-Xylenes	Toluene-d8 (IS)	13.299	13.341	144,376	
o-Xylene	Toluene-d8 (IS)	13.792	13.809	58,803	

benzene-d6 (IS)

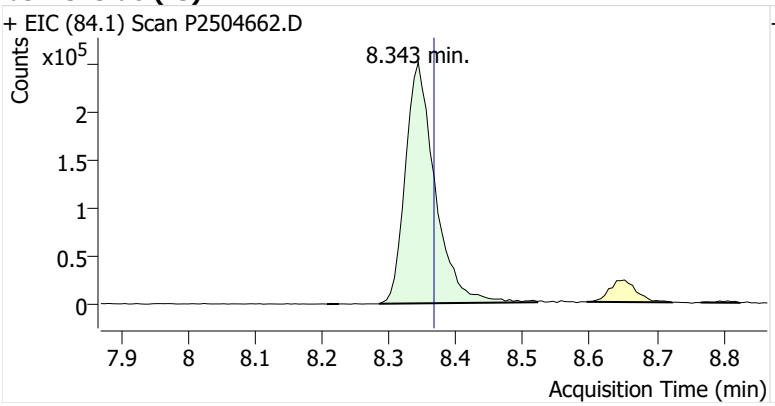

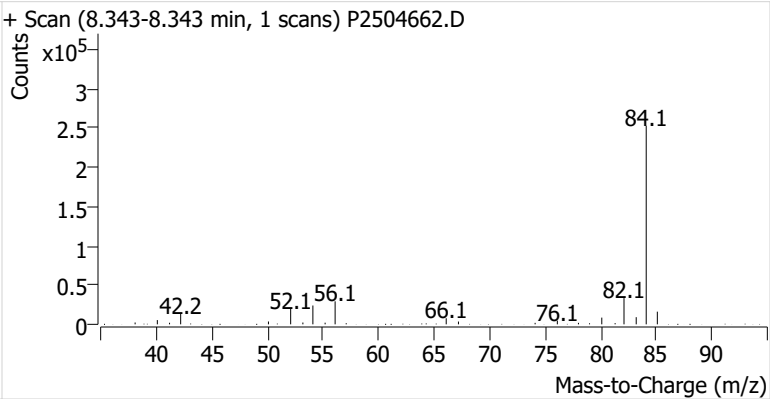

Benzene

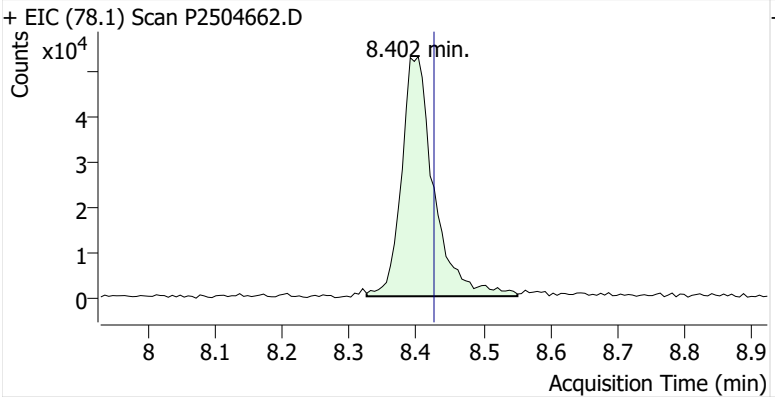

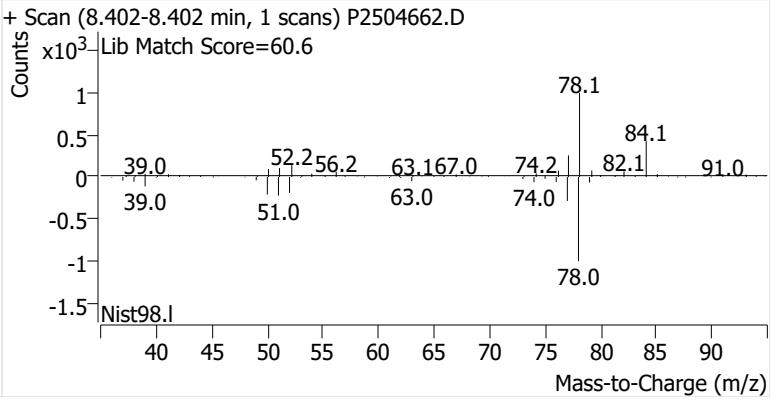

Toluene-d8 (IS)

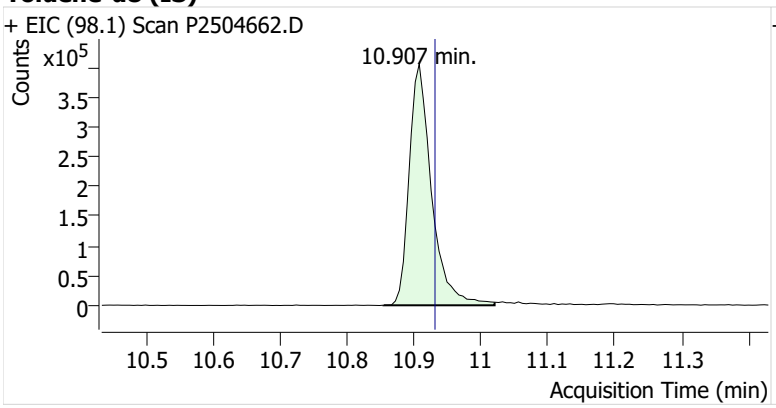

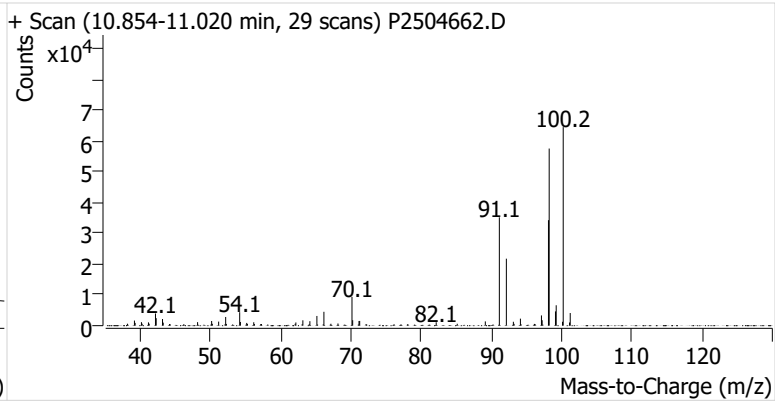

Toluene

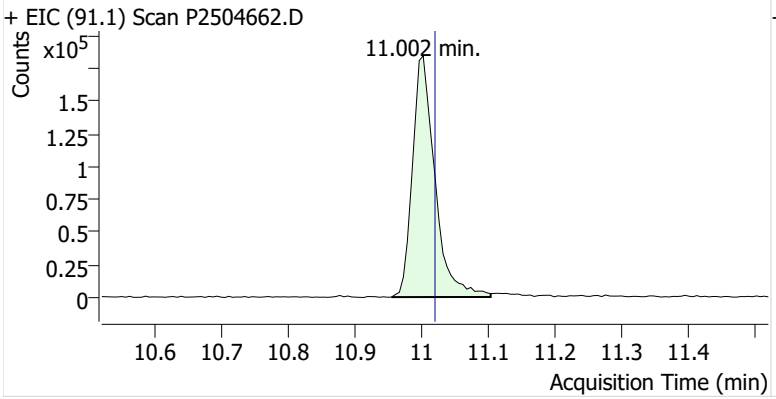

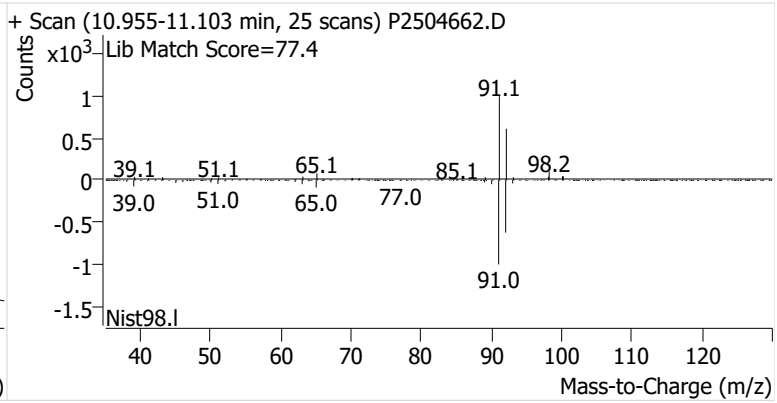

Ethylbenzene

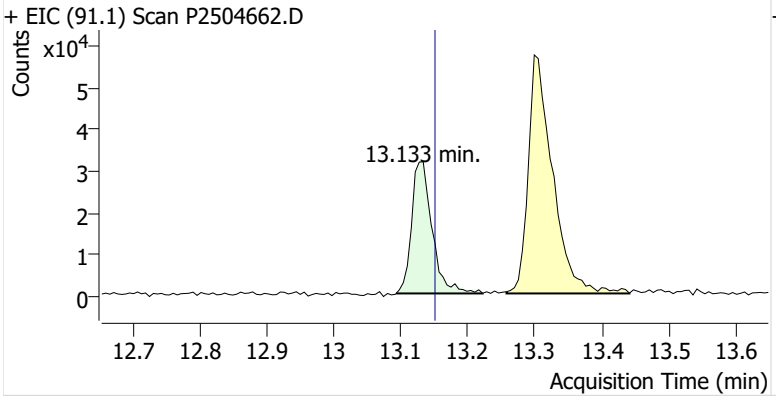

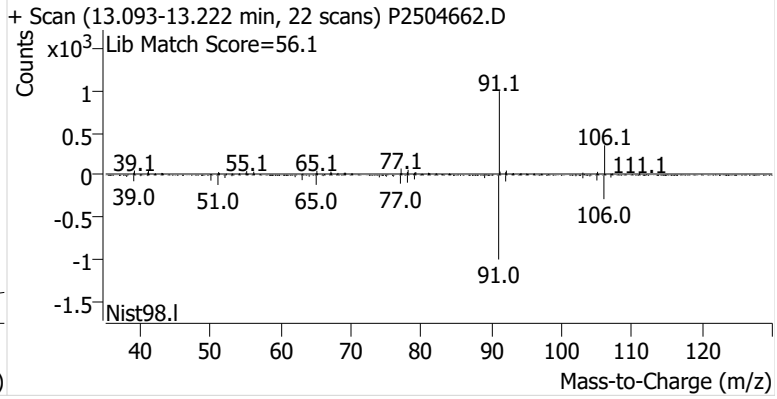

m-/p-Xylenes

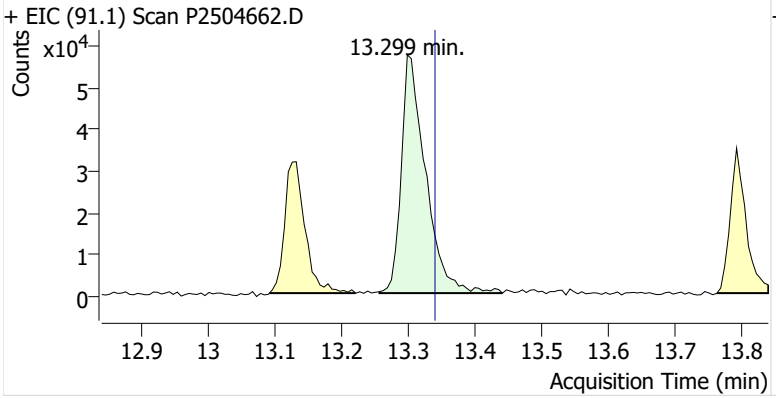

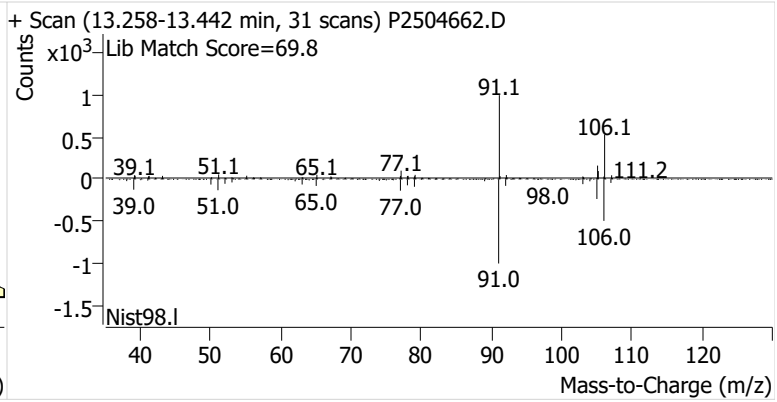

o-Xylene

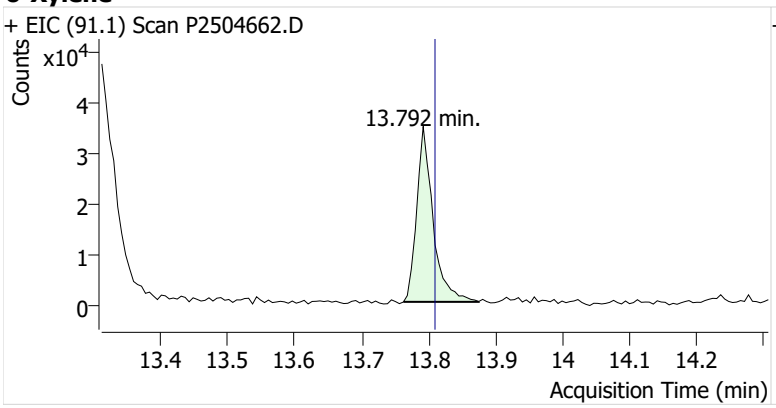
+ EIC (91.1) Scan P2504662.D
Counts
x10^4
13.792 min.
Acquisition Time (min)

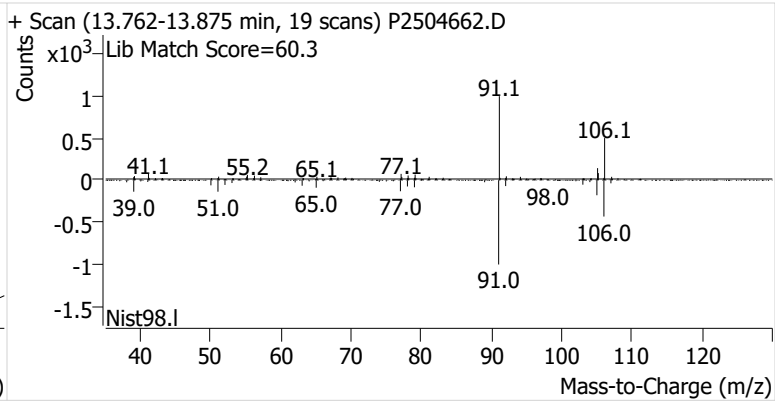
+ Scan (13.762-13.875 min, 19 scans) P2504662.D
Counts
x10^3
Lib Match Score=60.3
91.1
106.1
41.1
55.2
65.1
77.1
39.0
51.0
65.0
77.0
98.0
106.0
91.0
Nist98.l
Mass-to-Charge (m/z)

Name	CGOSP-9-D-20250701
Comment	C01495
Data File	P2504664.D
Acq. Date-Time	7/24/2025 11:35:55 PM
Acq. Method File	M325B-TD35
Tube Sorbent	Carbopack X
Analyze Quant Version	12.1
Report Quant Version	12.1

Sample Chromatogram

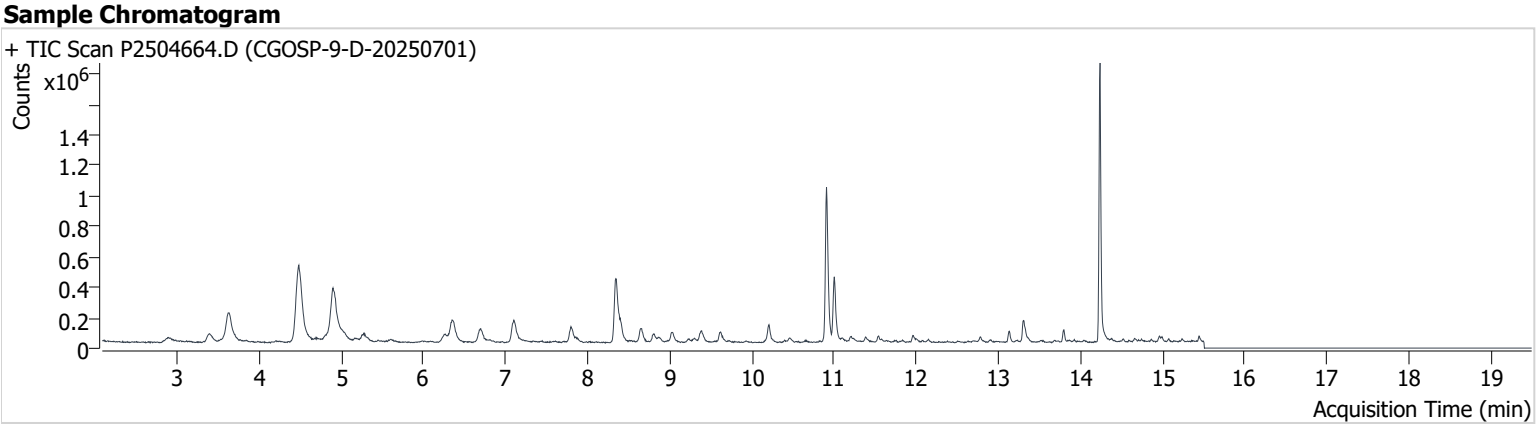

Name	ISTD	RT	ICAL RT	Resp.	Int. Flag
benzene-d6 (IS)		8.343	8.367	780,618	
Benzene	benzene-d6 (IS)	8.402	8.426	174,234	
Toluene-d8 (IS)		10.907	10.931	942,305	
Toluene	Toluene-d8 (IS)	11.002	11.020	405,677	
Ethylbenzene	Toluene-d8 (IS)	13.133	13.151	64,893	
m-/p-Xylenes	Toluene-d8 (IS)	13.305	13.341	141,034	
o-Xylene	Toluene-d8 (IS)	13.792	13.809	53,499	

benzene-d6 (IS)

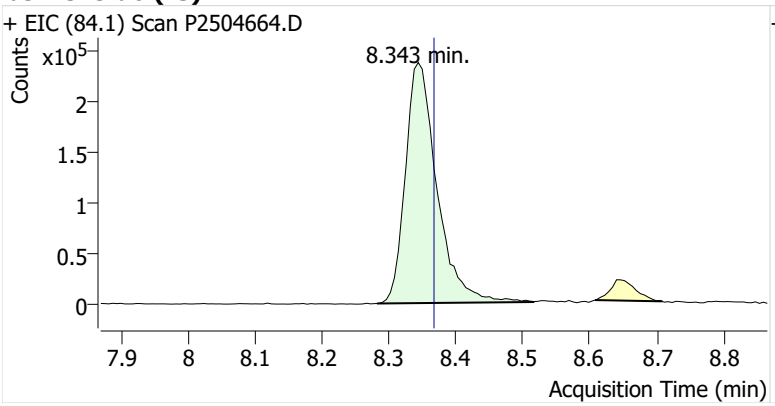

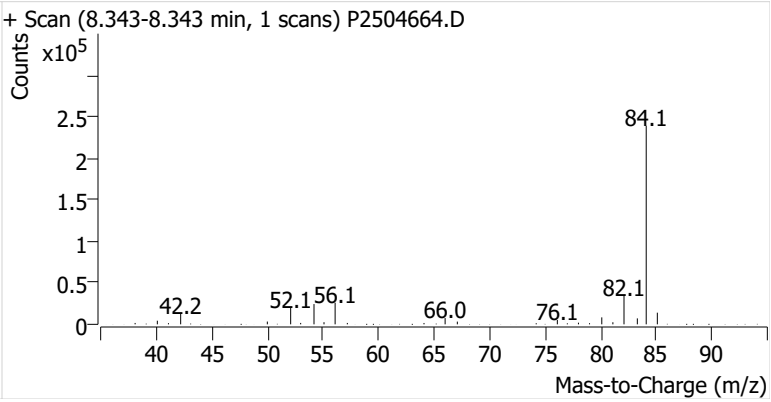

Benzene

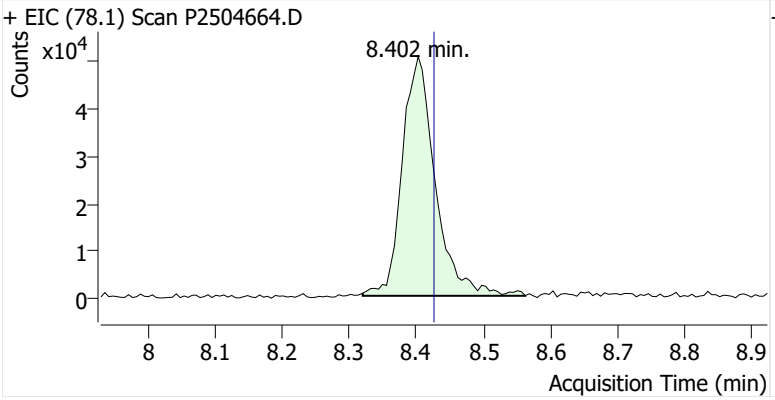

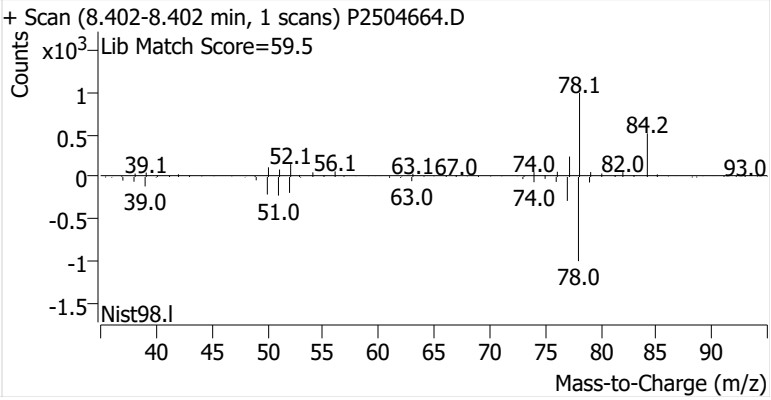

Toluene-d8 (IS)

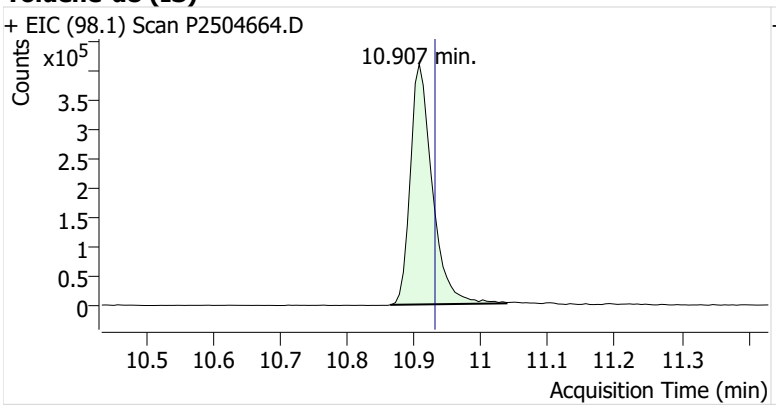

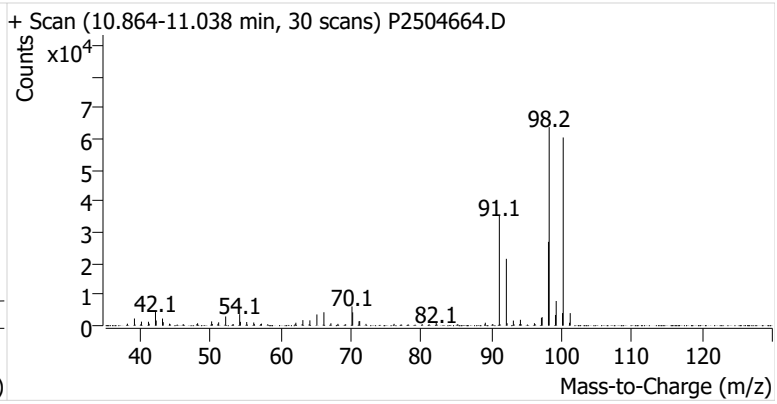

Toluene

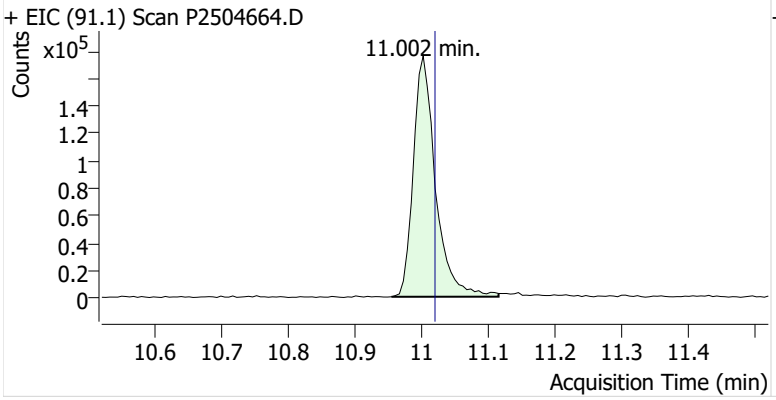

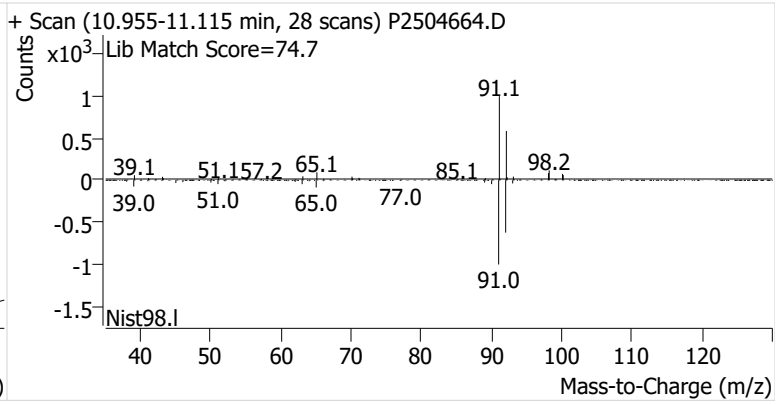

Ethylbenzene

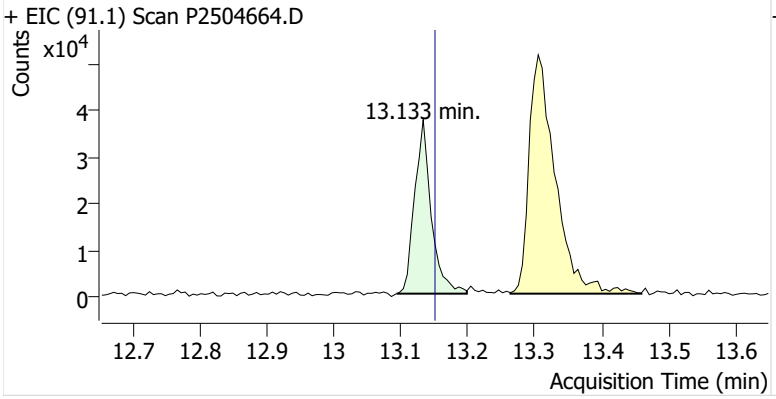

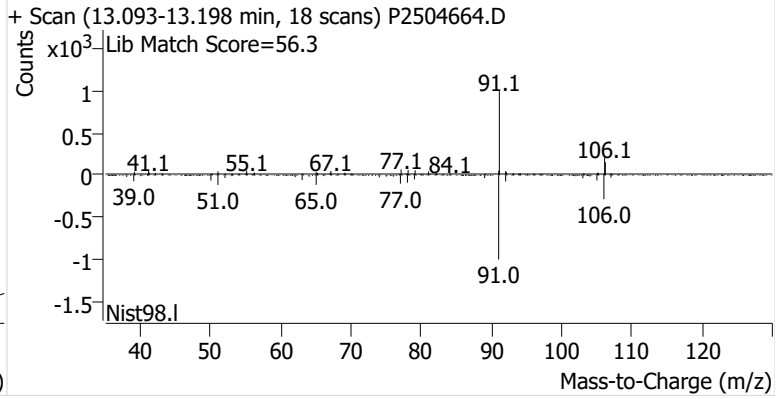

m-/p-Xylenes

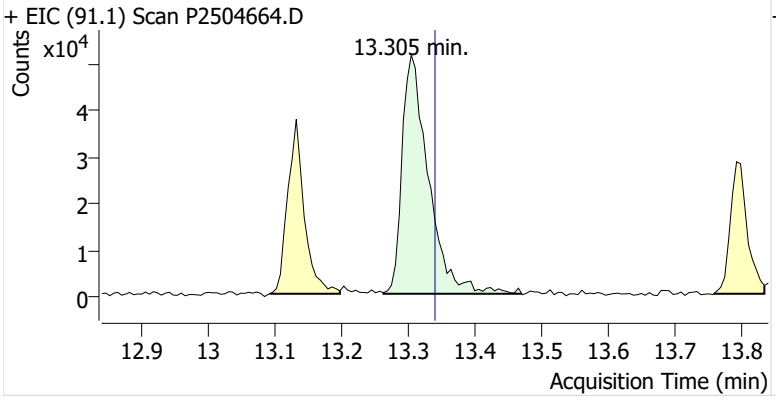

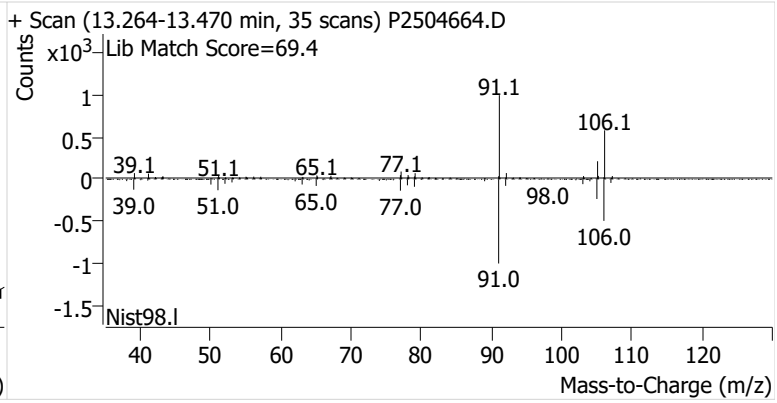

o-Xylene

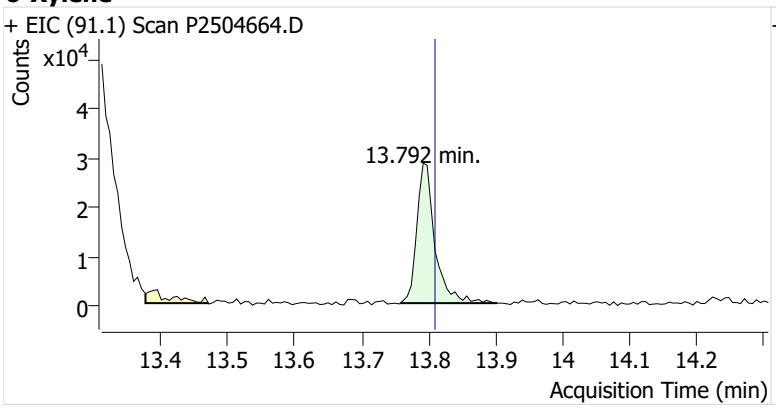
+ EIC (91.1) Scan P2504664.D
Counts
x10^4
13.792 min.
Acquisition Time (min)

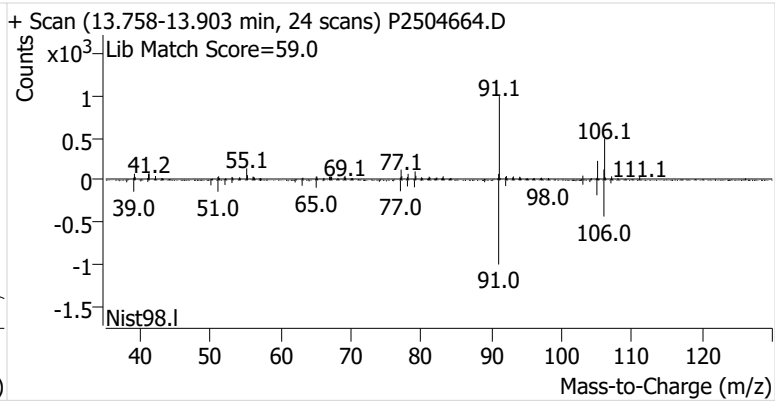
+ Scan (13.758-13.903 min, 24 scans) P2504664.D
Counts
x10^3
Lib Match Score=59.0
91.1
106.1
41.2
55.1
69.1
77.1
111.1
39.0
51.0
65.0
77.0
98.0
106.0
91.0
Nist98.l
Mass-to-Charge (m/z)

Name	CGOSP-9-B-20250701
Comment	B52720
Data File	P2504665.D
Acq. Date-Time	7/25/2025 12:13:12 AM
Acq. Method File	M325B-TD35
Tube Sorbent	Carbopack X
Analyze Quant Version	12.1
Report Quant Version	12.1

Sample Chromatogram

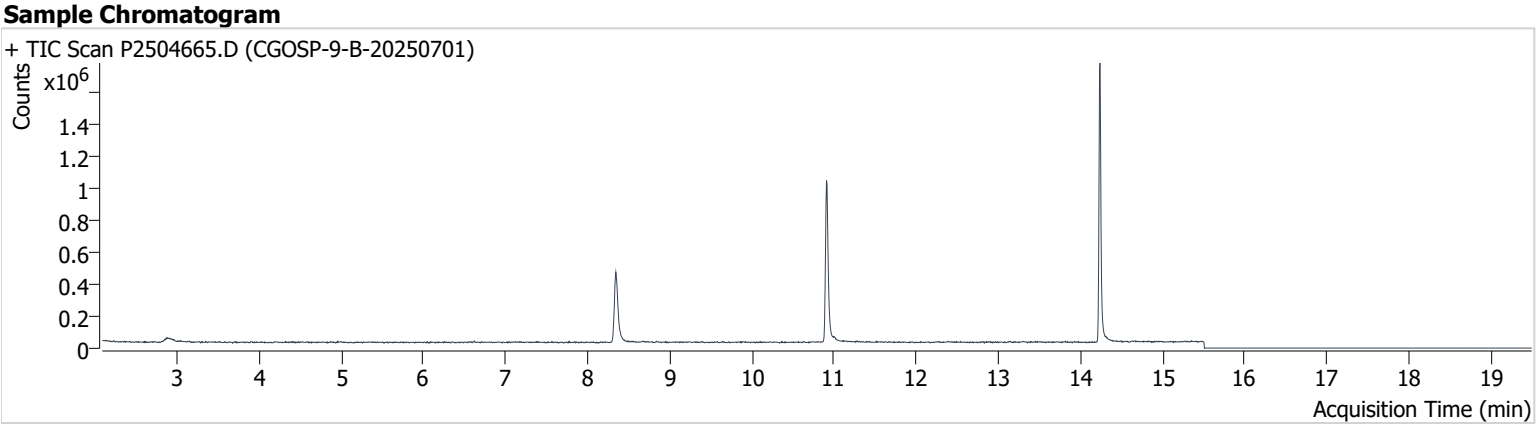

Name	ISTD	RT	ICAL RT	Resp.	Int. Flag
benzene-d6 (IS)		8.343	8.367	766,941	
Benzene	benzene-d6 (IS)	8.397	8.426	7,140	
Toluene-d8 (IS)		10.907	10.931	961,599	
Toluene	Toluene-d8 (IS)	11.014	11.020	10,944	
Ethylbenzene	Toluene-d8 (IS)	13.139	13.151	2,317	
m-/p-Xylenes	Toluene-d8 (IS)	13.311	13.341	3,314	m
o-Xylene	Toluene-d8 (IS)	13.792	13.809	265	

benzene-d6 (IS)

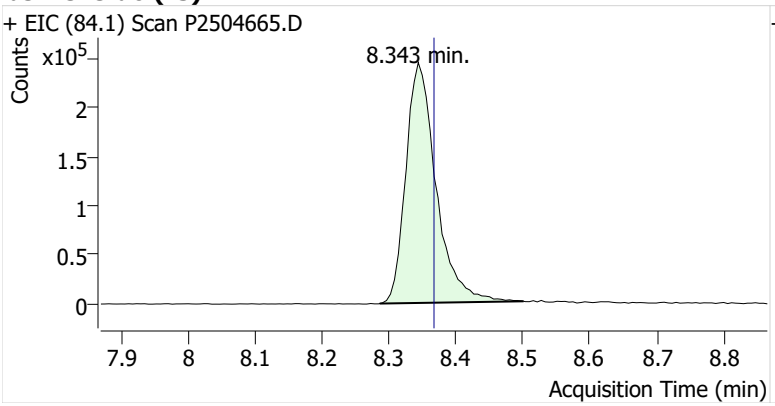

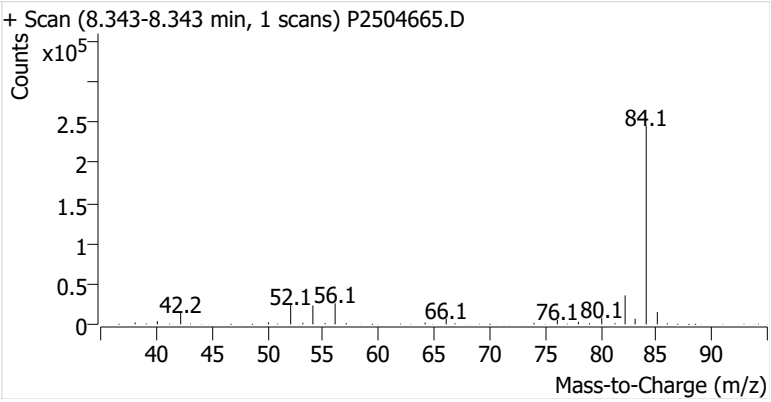

Benzene

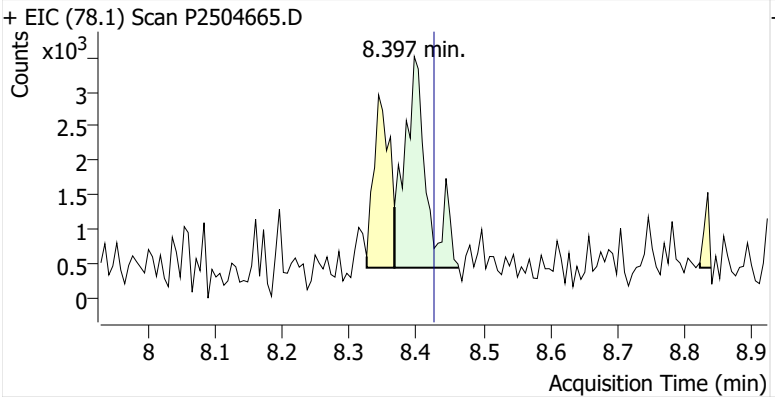

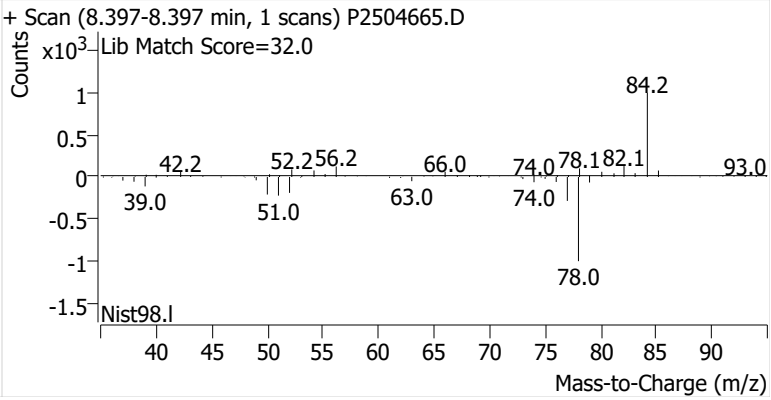

Toluene-d8 (IS)

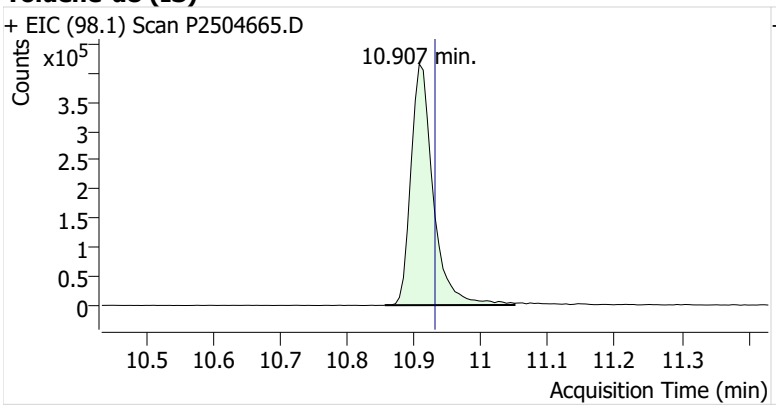

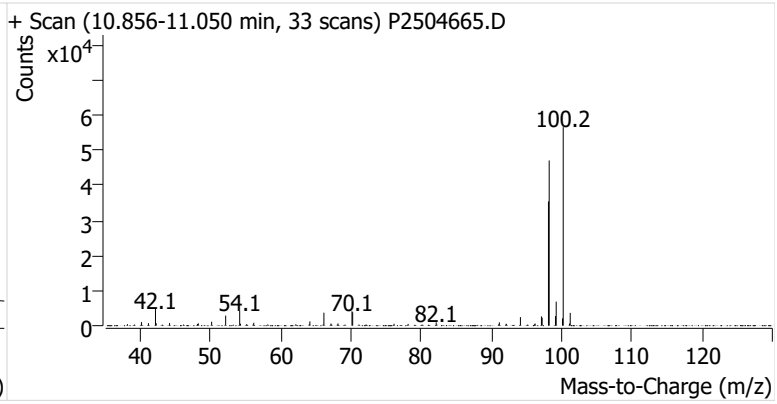

Toluene

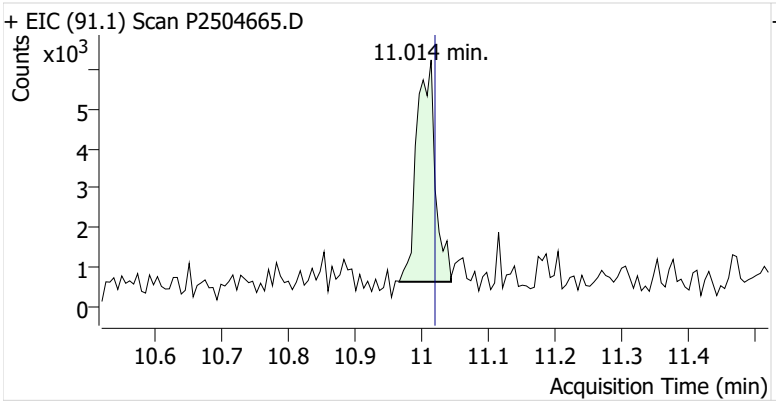

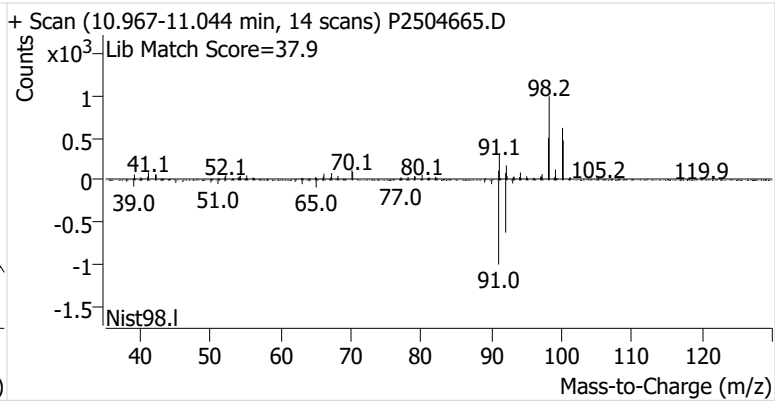

Ethylbenzene

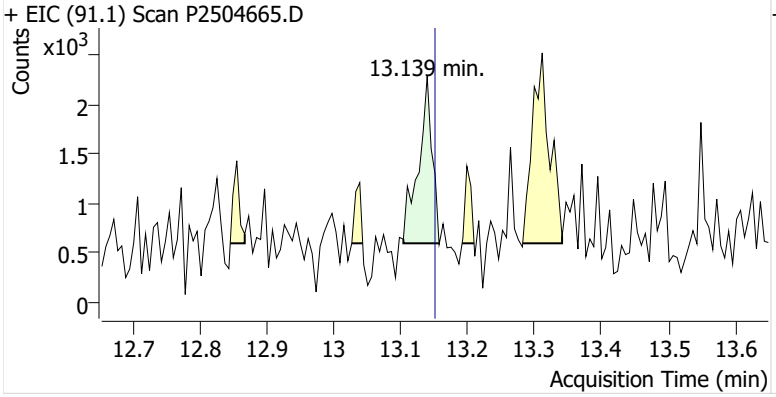

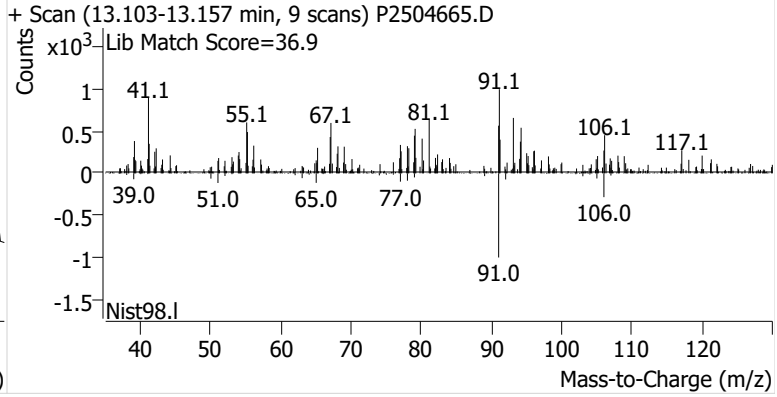

m-/p-Xylenes

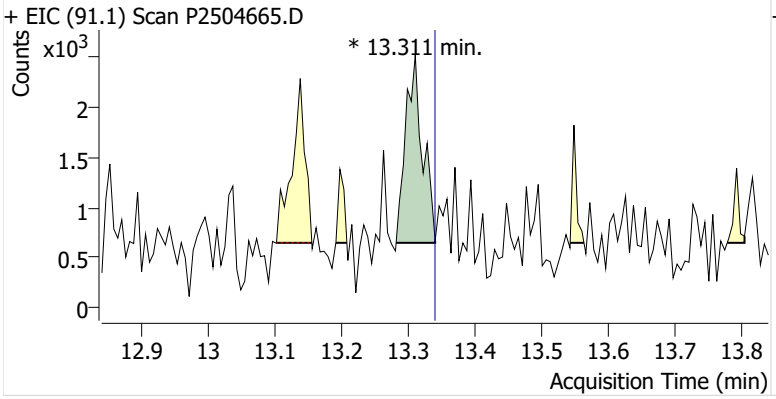

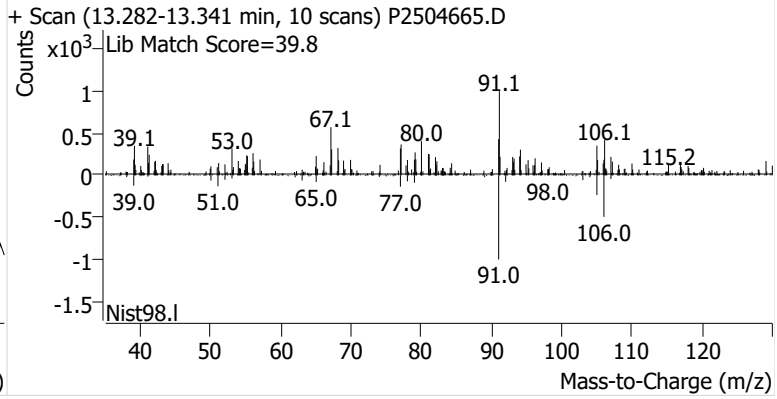

o-Xylene

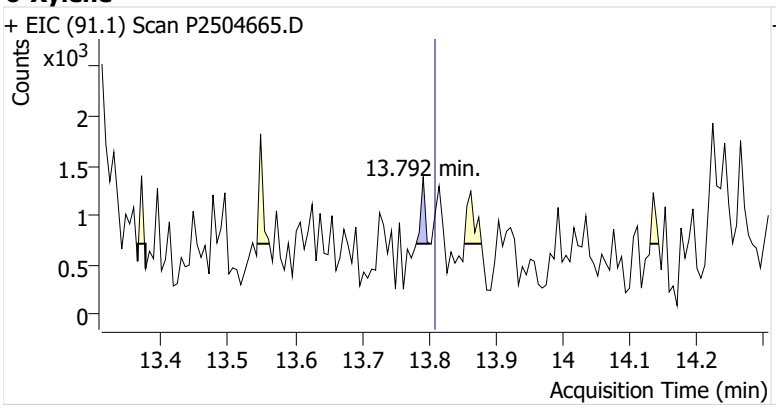
+ EIC (91.1) Scan P2504665.D
Counts
x10^3
2
1.5
1
0.5
0
13.792 min.
13.4
13.5
13.6
13.7
13.8
13.9
14
14.1
14.2
Acquisition Time (min)

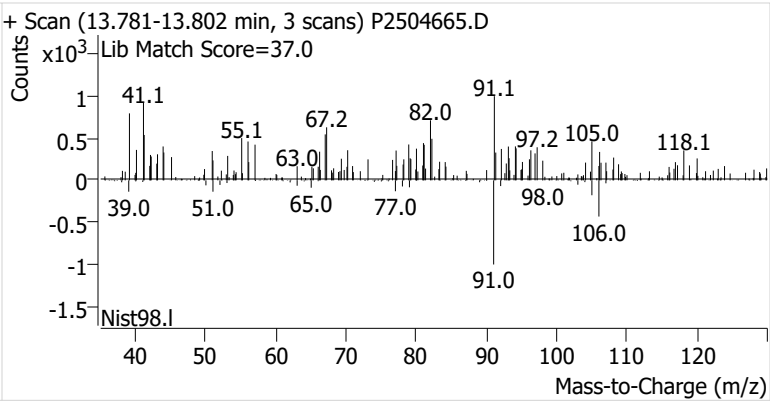
+ Scan (13.781-13.802 min, 3 scans) P2504665.D
Counts
x10^3
Lib Match Score=37.0
1
0.5
0
-0.5
-1
-1.5
41.1
55.1
63.0
67.2
82.0
91.1
97.2
105.0
118.1
39.0
51.0
65.0
77.0
98.0
106.0
91.0
Nist98.l
40
50
60
70
80
90
100
110
120
Mass-to-Charge (m/z)

Name	CGOSP-10-S-20250701
Comment	B10490
Data File	P2504666.D
Acq. Date-Time	7/25/2025 12:50:53 AM
Acq. Method File	M325B-TD35
Tube Sorbent	Carbopack X
Analyze Quant Version	12.1
Report Quant Version	12.1

Sample Chromatogram

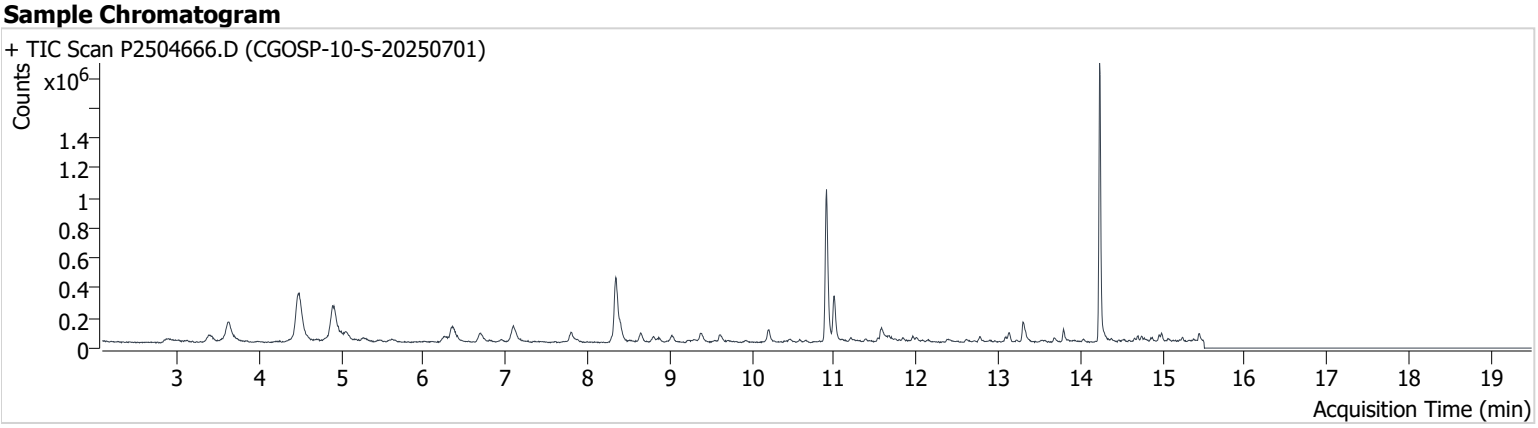

Name	ISTD	RT	ICAL RT	Resp.	Int. Flag
benzene-d6 (IS)		8.343	8.367	791,681	
Benzene	benzene-d6 (IS)	8.390	8.426	139,229	m
Toluene-d8 (IS)		10.907	10.931	960,031	
Toluene	Toluene-d8 (IS)	11.002	11.020	296,761	
Ethylbenzene	Toluene-d8 (IS)	13.133	13.151	49,271	
m-/p-Xylenes	Toluene-d8 (IS)	13.305	13.341	126,344	
o-Xylene	Toluene-d8 (IS)	13.792	13.809	52,577	

benzene-d6 (IS)

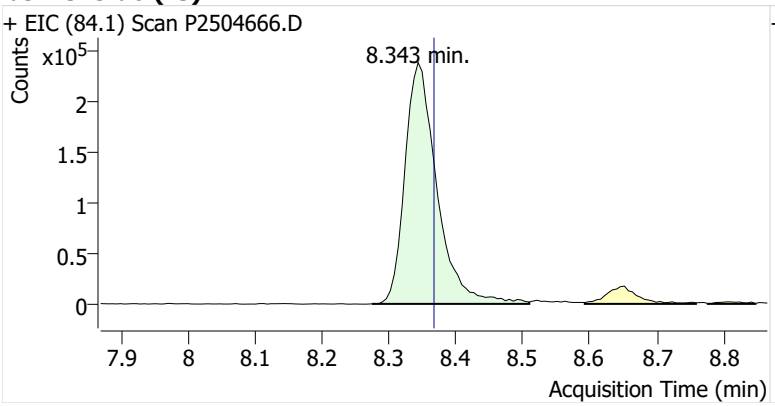

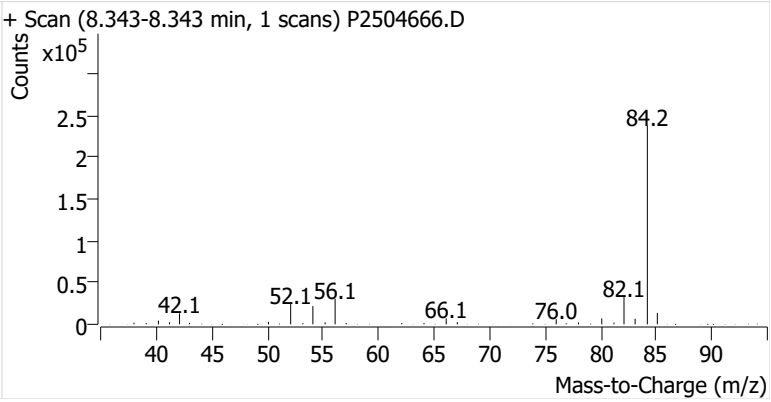

Benzene

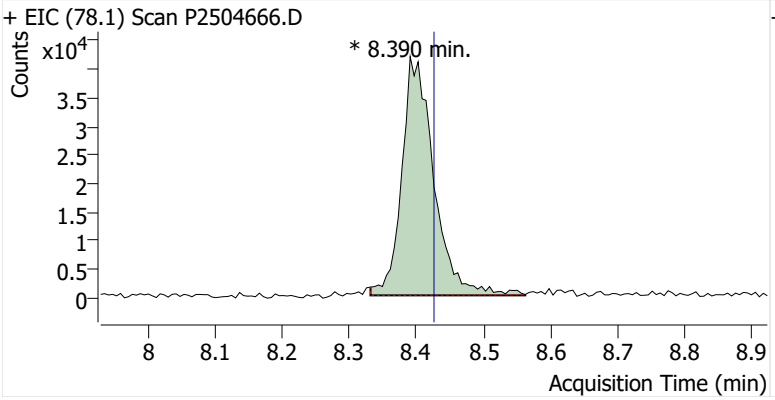

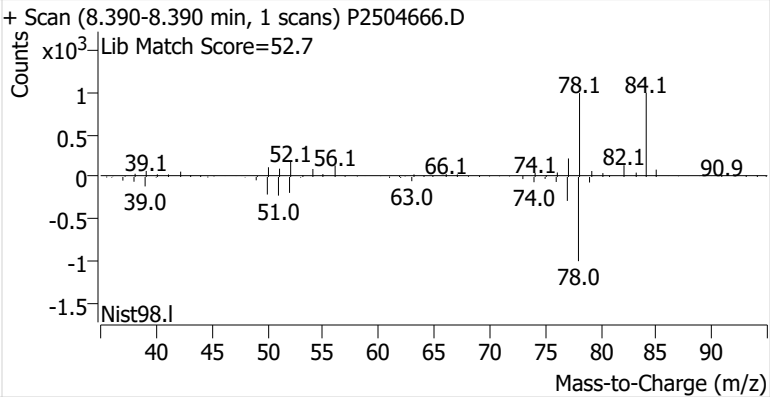

Toluene-d8 (IS)

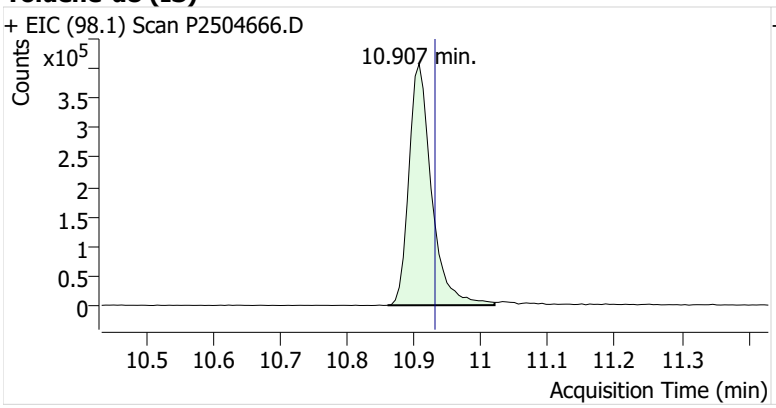

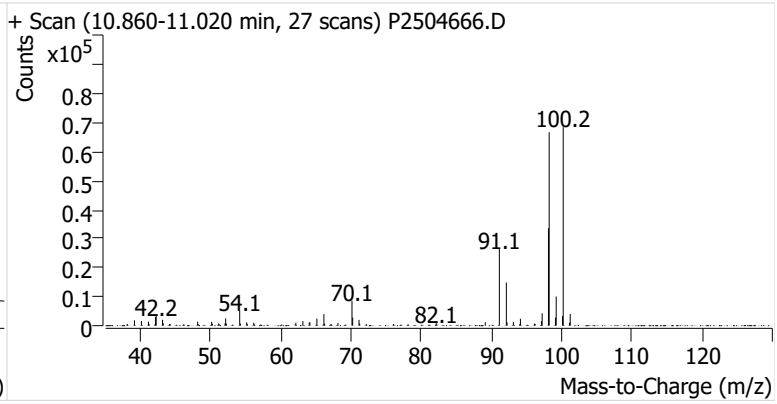

Toluene

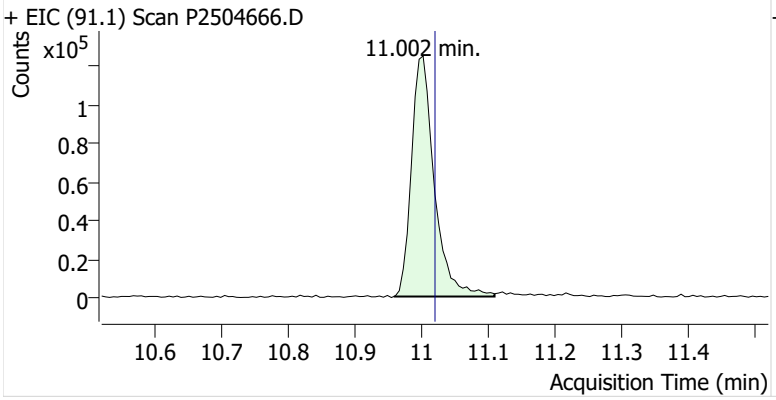

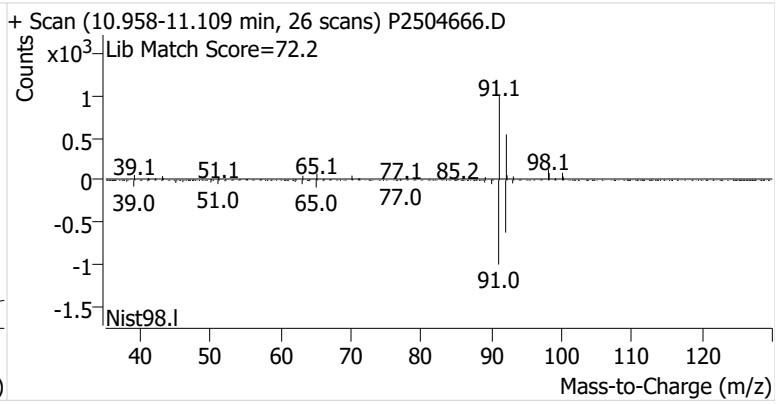

Ethylbenzene

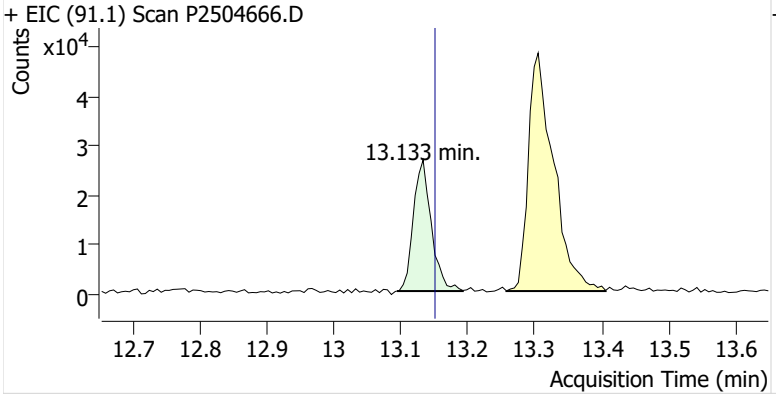

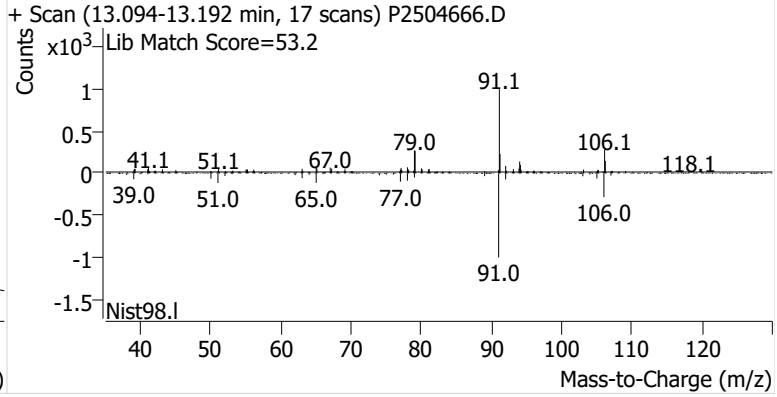

m-/p-Xylenes

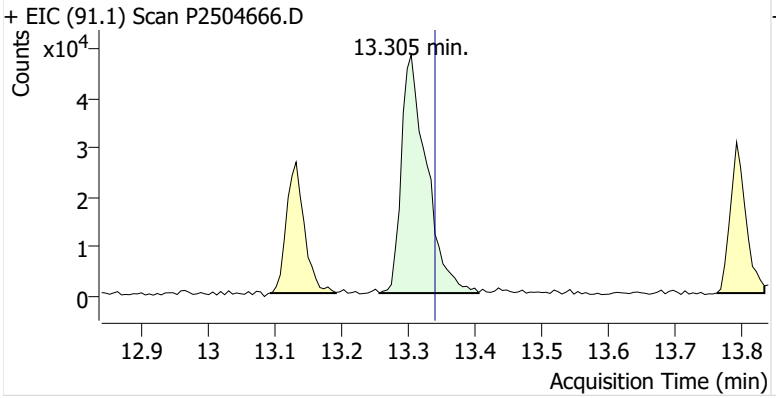

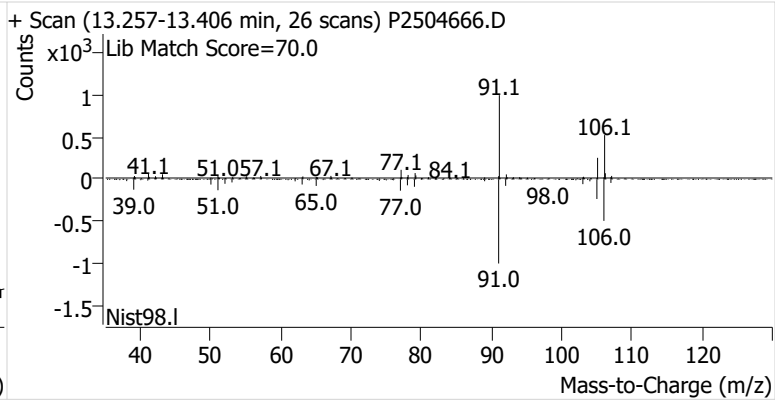

o-Xylene

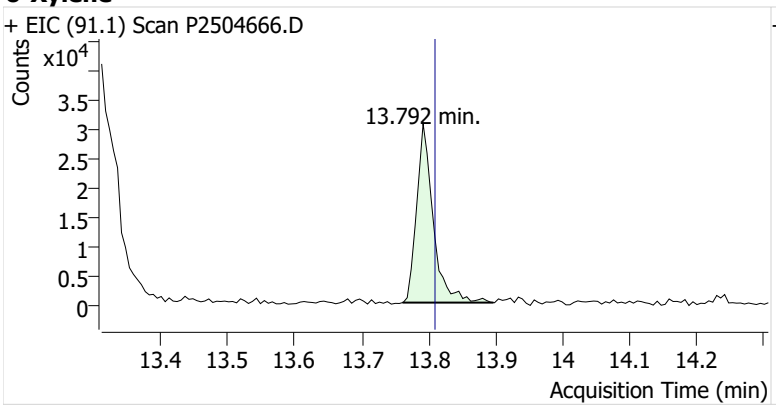
+ EIC (91.1) Scan P2504666.D
Counts
x10^4
3.5
3
2.5
2
1.5
1
0.5
0
13.792 min.
13.4
13.5
13.6
13.7
13.8
13.9
14
14.1
14.2
Acquisition Time (min)

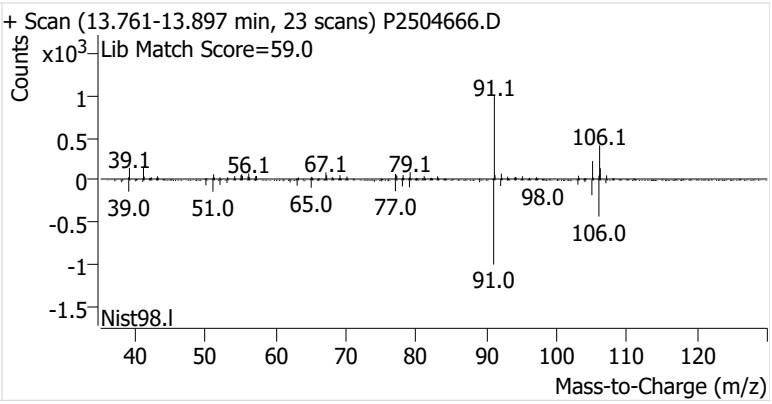
+ Scan (13.761-13.897 min, 23 scans) P2504666.D
Counts
x10^3
Lib Match Score=59.0
1
0.5
0
-0.5
-1
-1.5
91.1
106.1
39.1
56.1
67.1
79.1
39.0
51.0
65.0
77.0
98.0
106.0
91.0
Nist98.l
40
50
60
70
80
90
100
110
120
Mass-to-Charge (m/z)

Name	CGOSP-11-S-20250701
Comment	B46939
Data File	P2504667.D
Acq. Date-Time	7/25/2025 1:28:08 AM
Acq. Method File	M325B-TD35
Tube Sorbent	Carbopack X
Analyze Quant Version	12.1
Report Quant Version	12.1

Sample Chromatogram

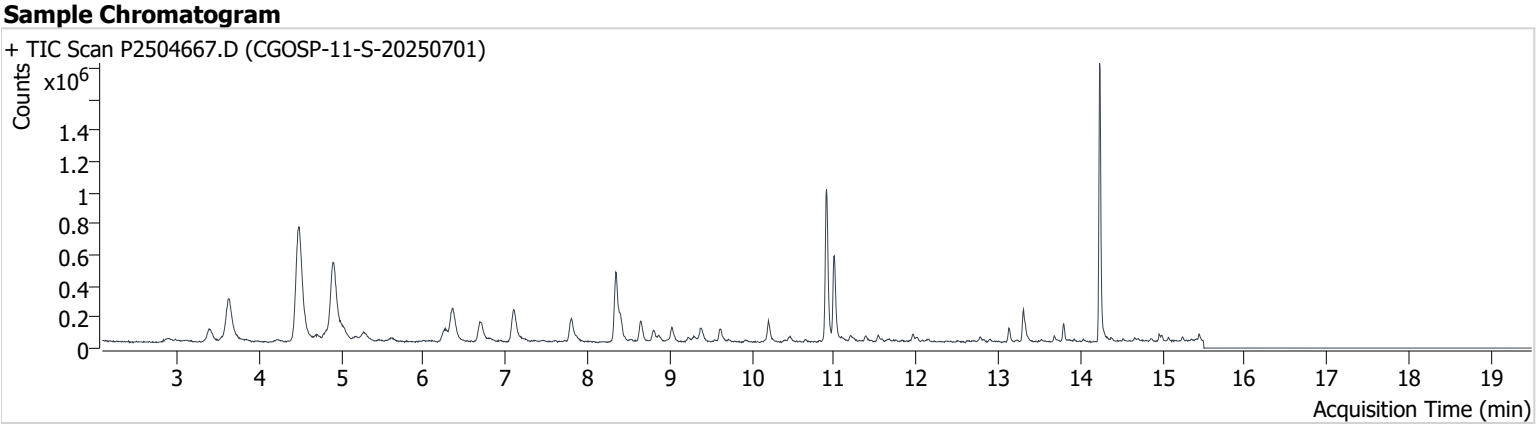

Name	ISTD	RT	ICAL RT	Resp.	Int. Flag
benzene-d6 (IS)		8.343	8.367	781,641	
Benzene	benzene-d6 (IS)	8.402	8.426	220,129	
Toluene-d8 (IS)		10.907	10.931	966,868	
Toluene	Toluene-d8 (IS)	10.996	11.020	571,954	
Ethylbenzene	Toluene-d8 (IS)	13.127	13.151	79,620	
m-/p-Xylenes	Toluene-d8 (IS)	13.305	13.341	195,807	
o-Xylene	Toluene-d8 (IS)	13.798	13.809	79,055	

benzene-d6 (IS)

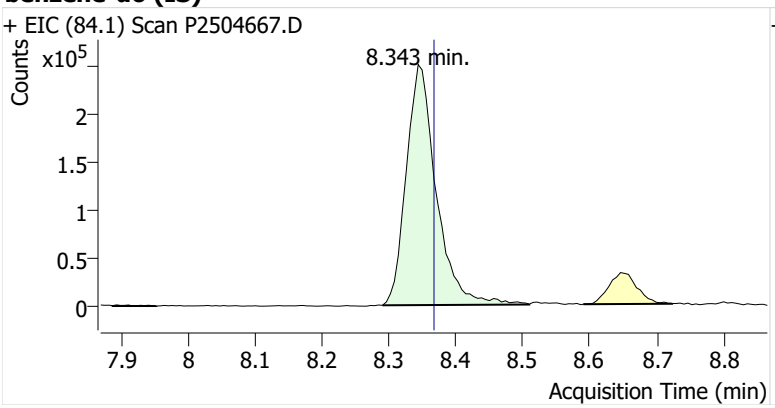

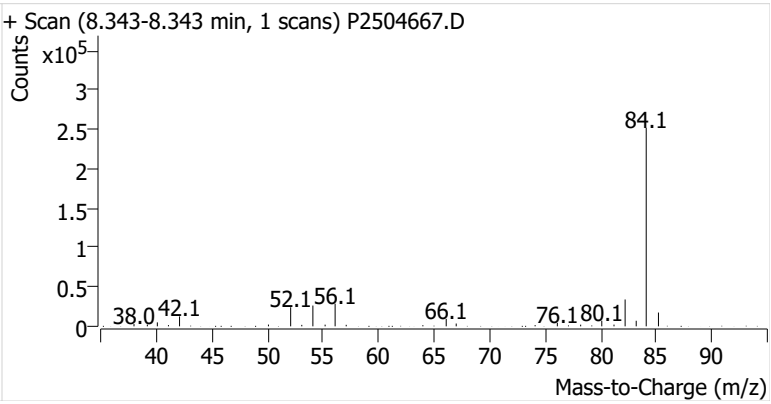

Benzene

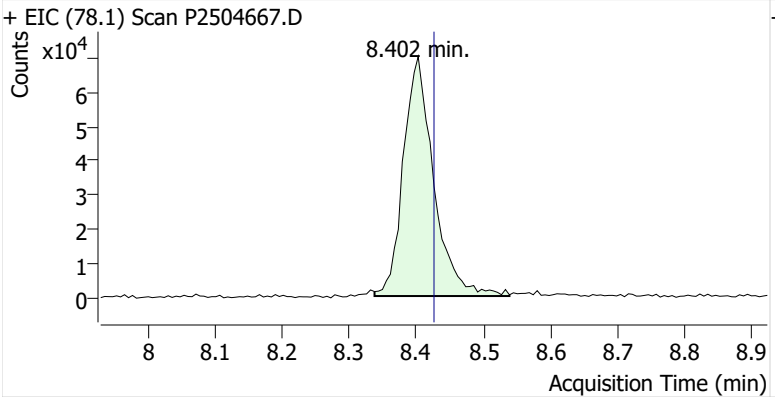

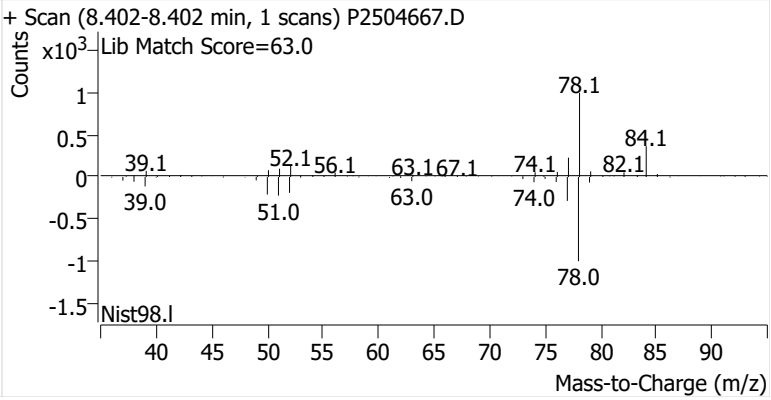

Toluene-d8 (IS)

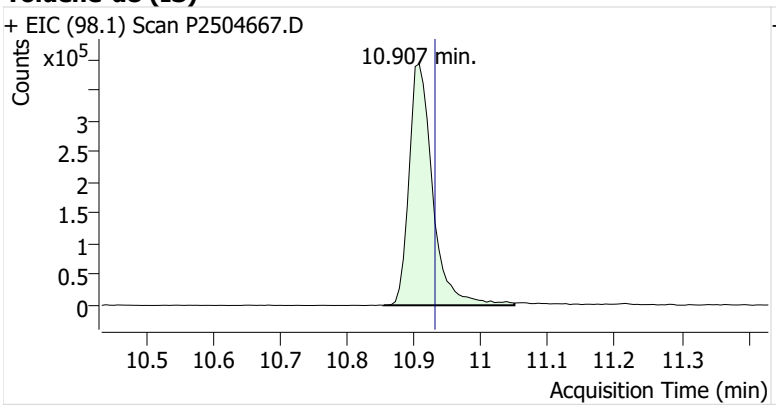

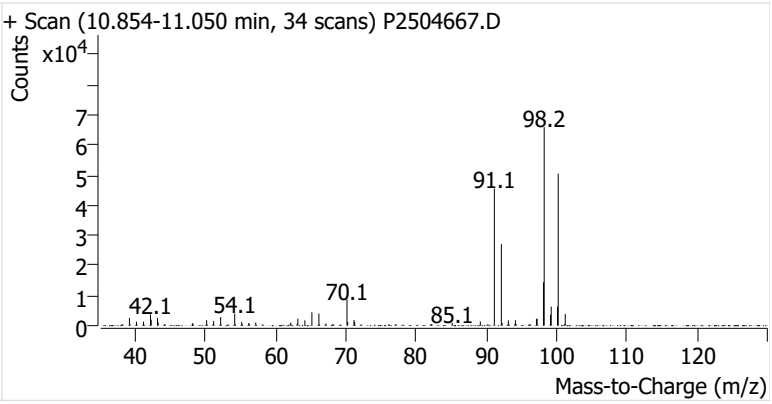

Toluene

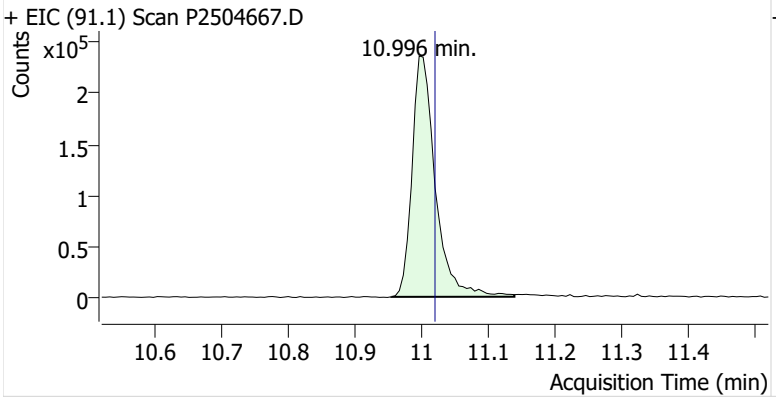

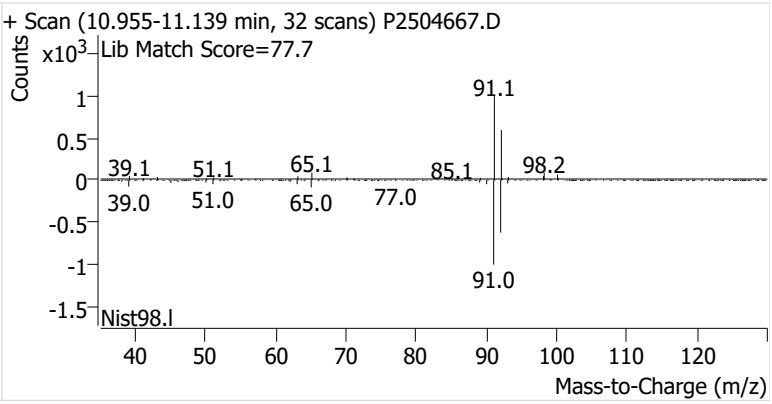

Ethylbenzene

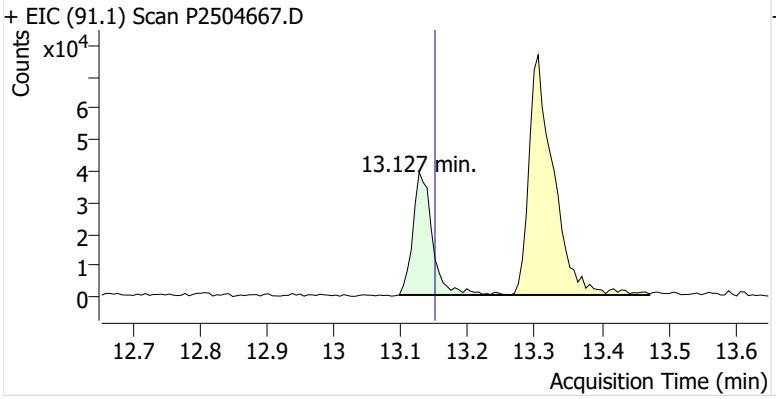

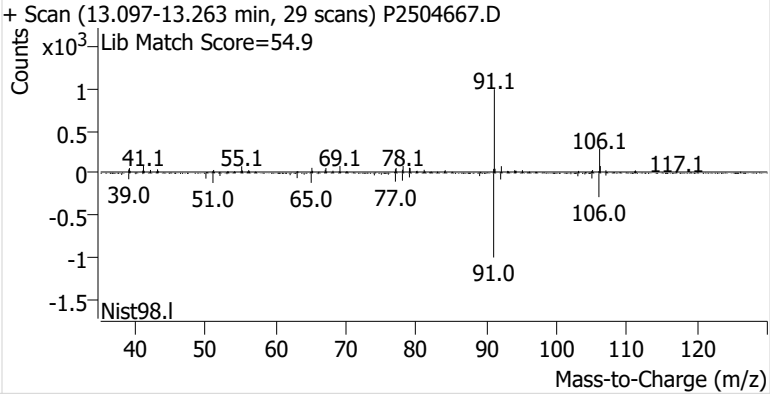

m-/p-Xylenes

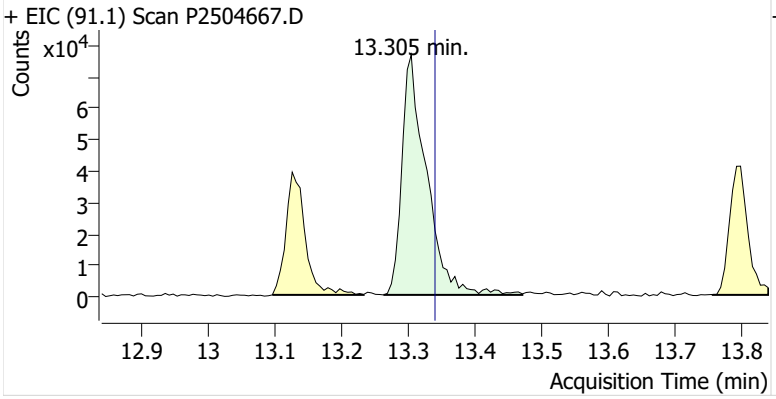

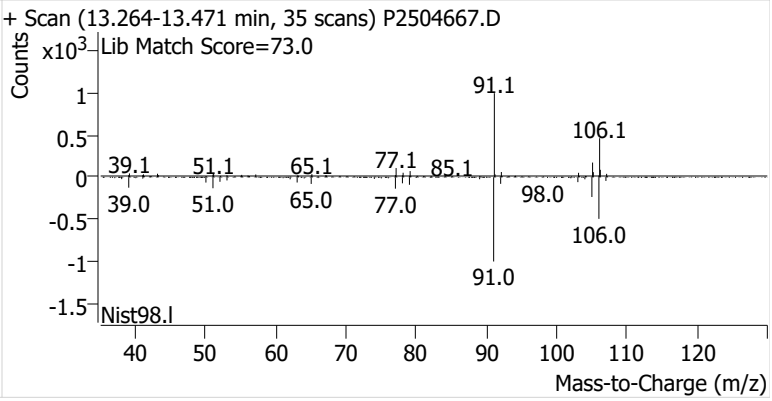

o-Xylene

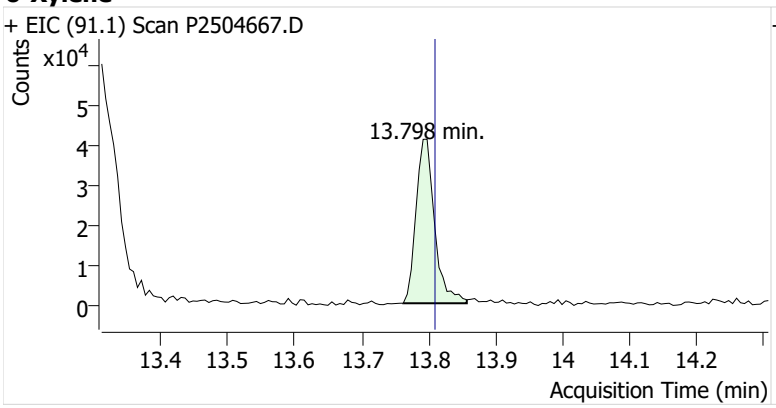
+ EIC (91.1) Scan P2504667.D
Counts
x10^4
13.798 min.
Acquisition Time (min)

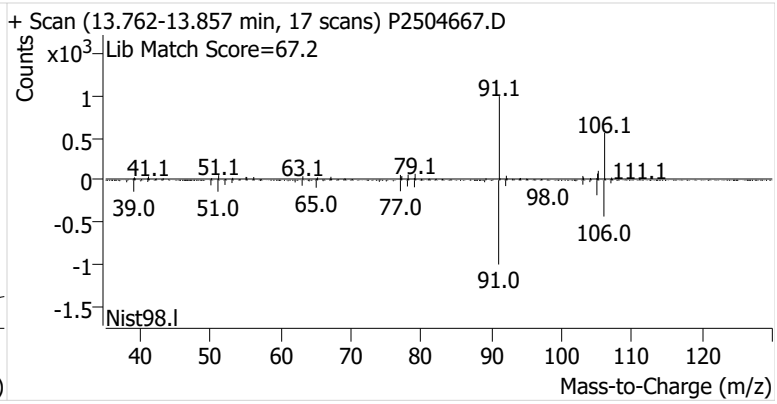
+ Scan (13.762-13.857 min, 17 scans) P2504667.D
Counts
x10^3
Lib Match Score=67.2
91.1
106.1
41.1
51.1
63.1
79.1
111.1
39.0
51.0
65.0
77.0
98.0
106.0
91.0
Nist98.l
Mass-to-Charge (m/z)

Name	CGOSP-12-S-20250701
Comment	B50602
Data File	P2504668.D
Acq. Date-Time	7/25/2025 2:05:26 AM
Acq. Method File	M325B-TD35
Tube Sorbent	Carbopack X
Analyze Quant Version	12.1
Report Quant Version	12.1

Sample Chromatogram

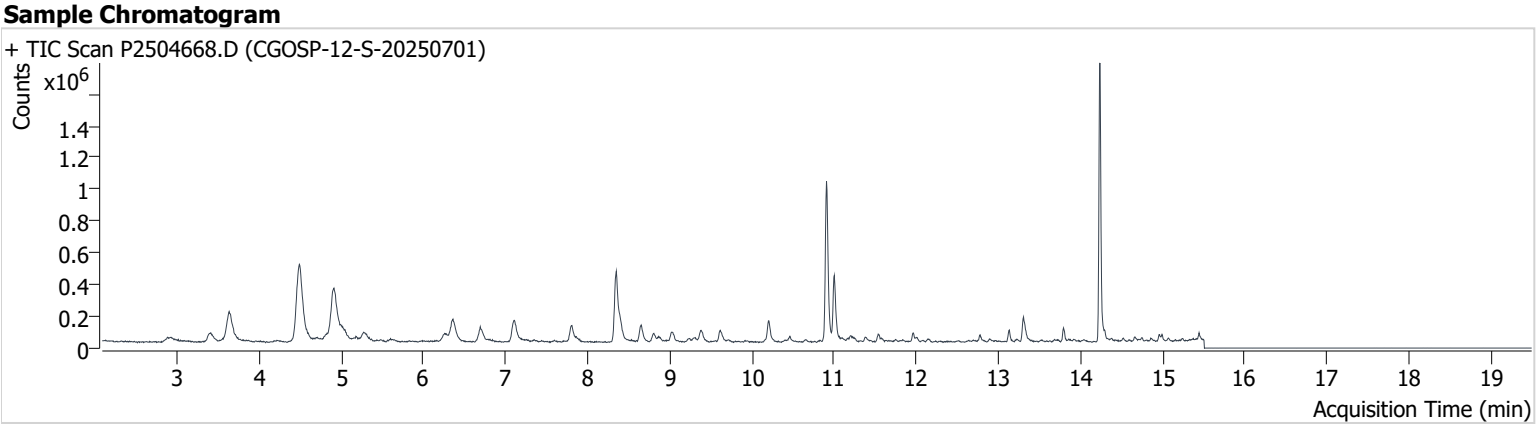

Name	ISTD	RT	ICAL RT	Resp.	Int. Flag
benzene-d6 (IS)		8.349	8.367	786,360	
Benzene	benzene-d6 (IS)	8.403	8.426	156,342	
Toluene-d8 (IS)		10.907	10.931	975,466	
Toluene	Toluene-d8 (IS)	11.002	11.020	399,604	
Ethylbenzene	Toluene-d8 (IS)	13.133	13.151	63,156	
m-/p-Xylenes	Toluene-d8 (IS)	13.305	13.341	148,944	
o-Xylene	Toluene-d8 (IS)	13.792	13.809	58,753	

benzene-d6 (IS)

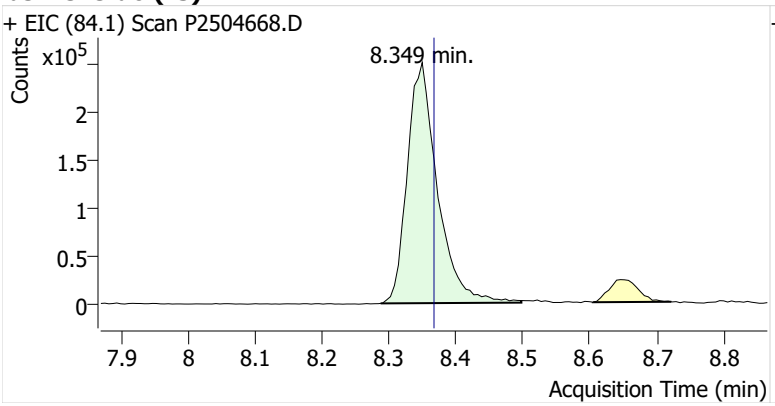

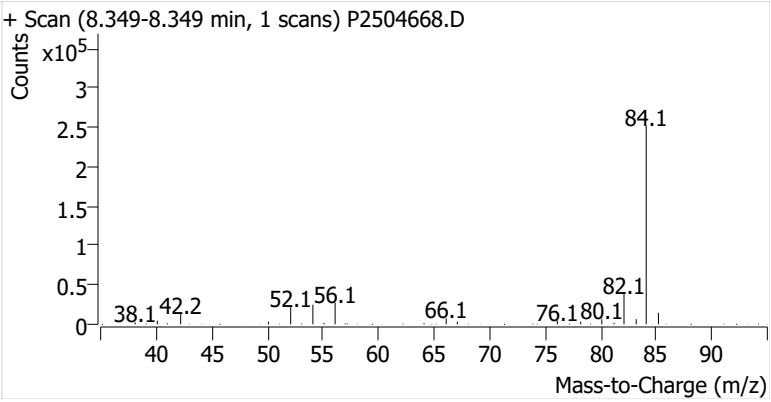

Benzene

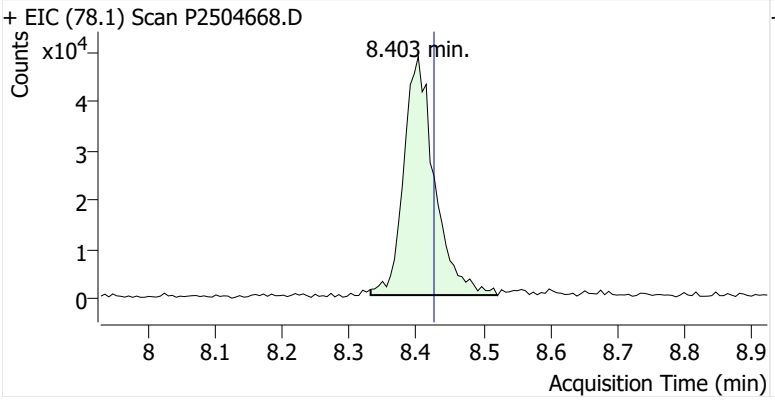

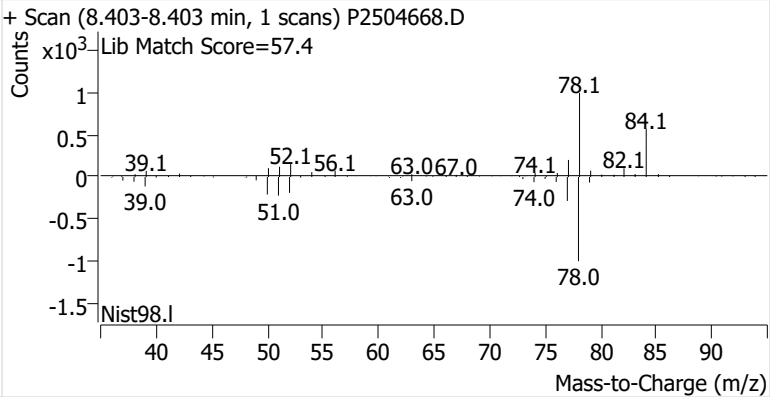

Toluene-d8 (IS)

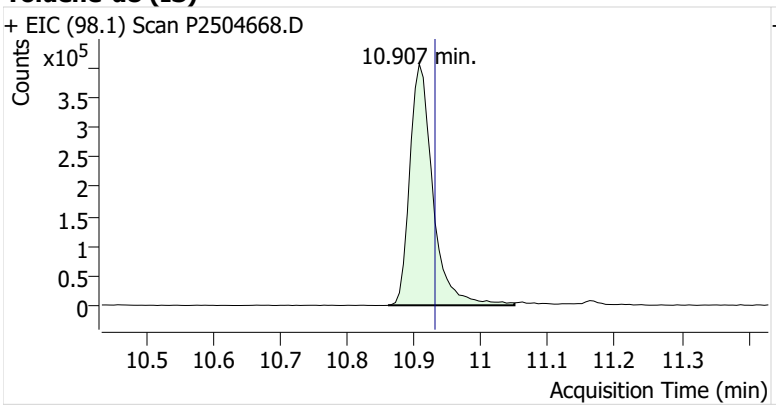

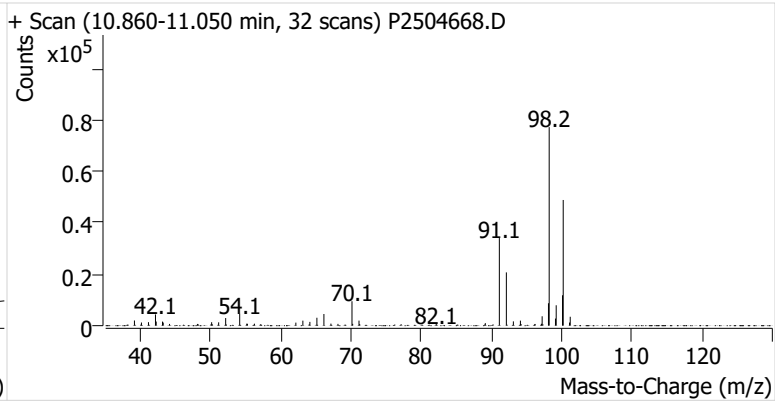

Toluene

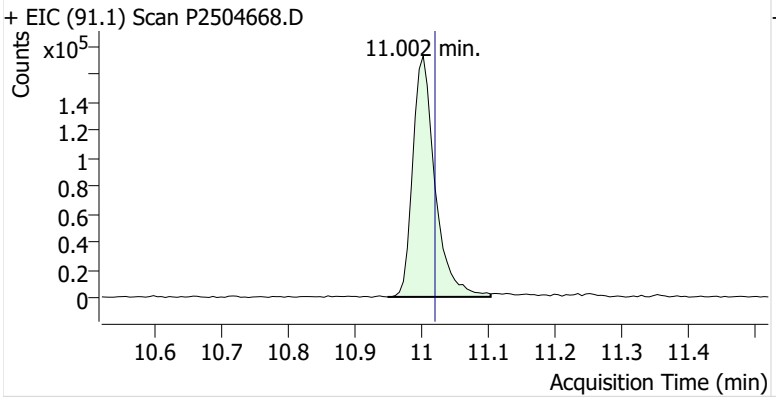

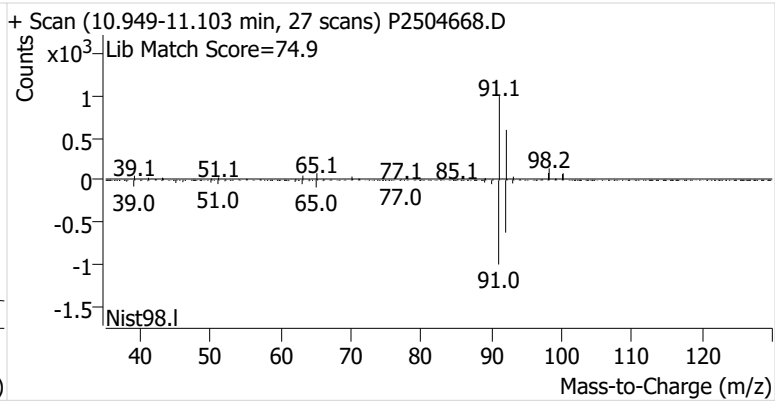

Ethylbenzene

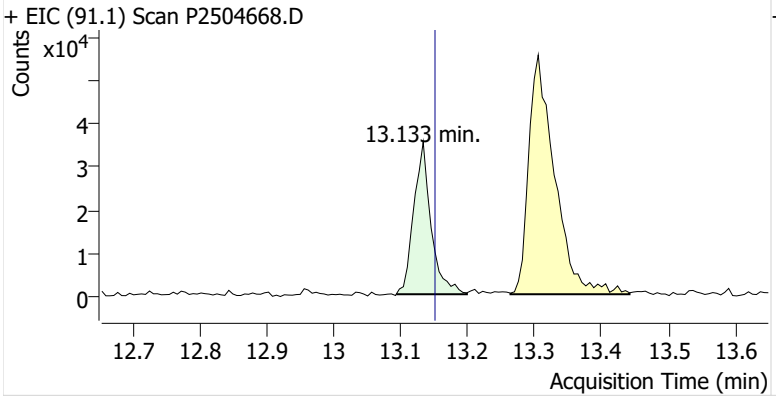

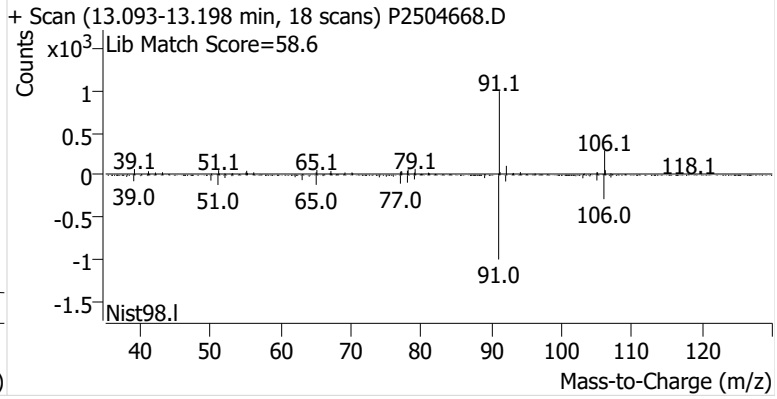

m-/p-Xylenes

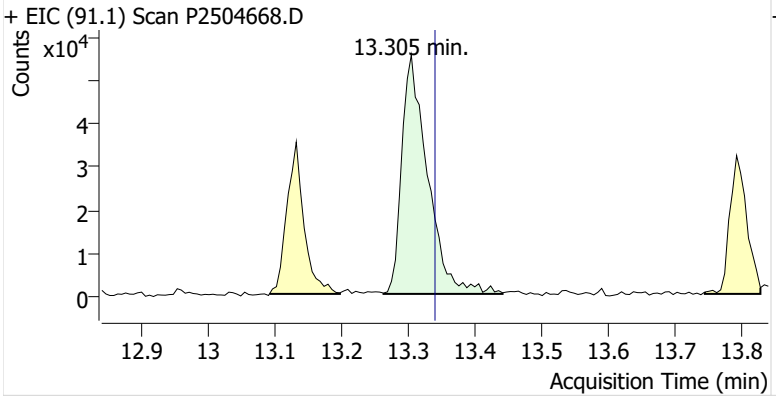

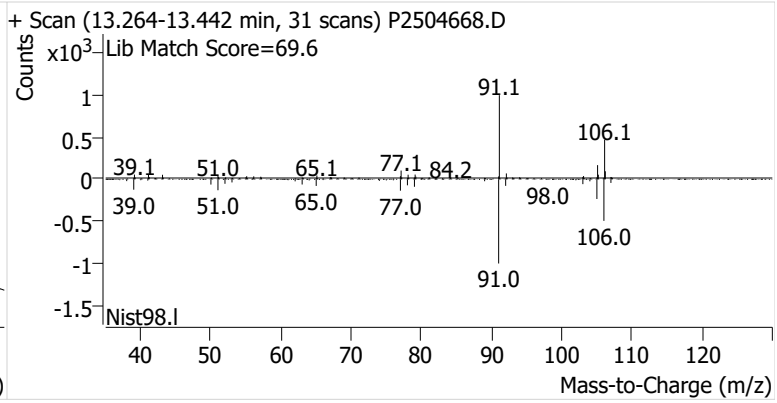

o-Xylene

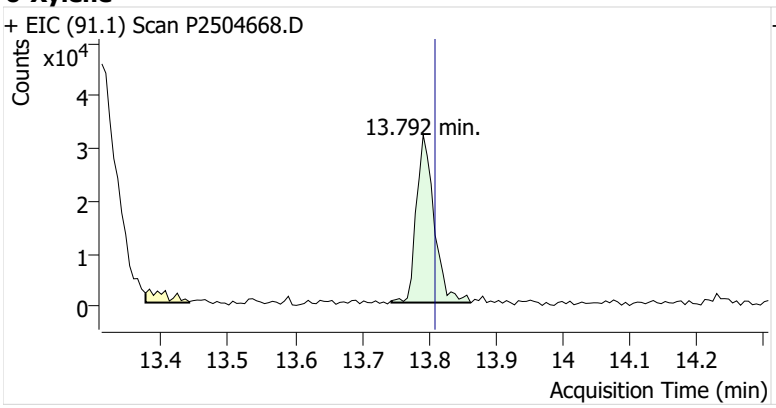
+ EIC (91.1) Scan P2504668.D
Counts
x10^4
13.792 min.
Acquisition Time (min)

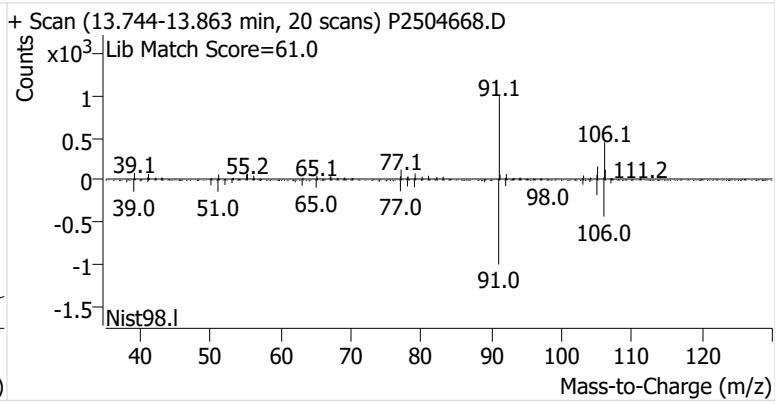
+ Scan (13.744-13.863 min, 20 scans) P2504668.D
Counts
x10^3
Lib Match Score=61.0
91.1
106.1
39.1
55.2
65.1
77.1
111.2
39.0
51.0
65.0
77.0
98.0
106.0
91.0
Nist98.l
Mass-to-Charge (m/z)

Name	CGOSP-13-S-20250701
Comment	B46127
Data File	P2504669.D
Acq. Date-Time	7/25/2025 2:42:43 AM
Acq. Method File	M325B-TD35
Tube Sorbent	Carbopack X
Analyze Quant Version	12.1
Report Quant Version	12.1

Sample Chromatogram

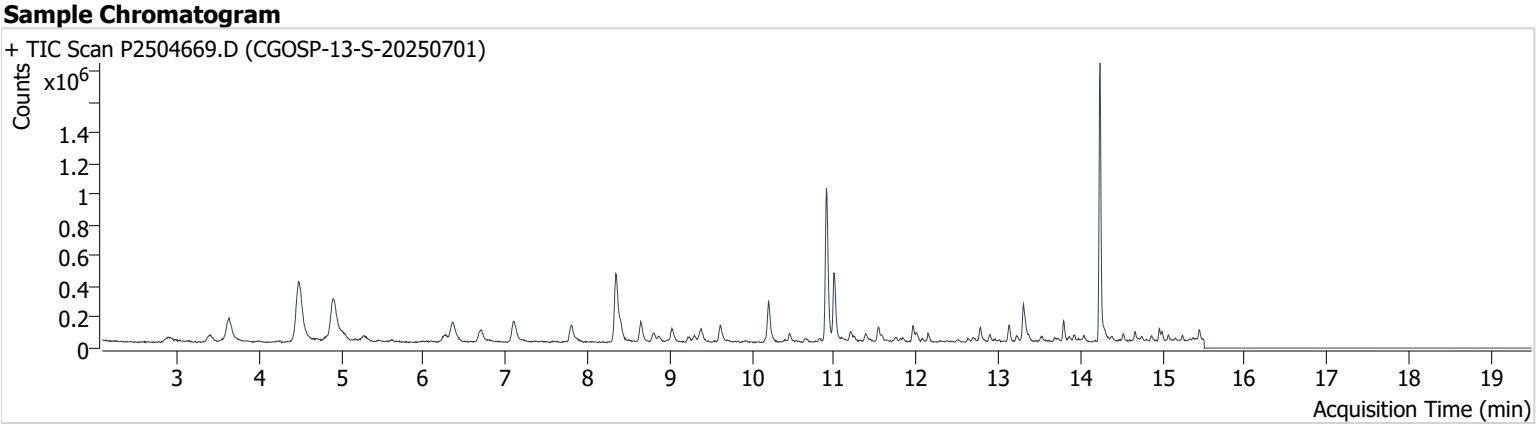

Name	ISTD	RT	ICAL RT	Resp.	Int. Flag
benzene-d6 (IS)		8.343	8.367	802,342	
Benzene	benzene-d6 (IS)	8.408	8.426	158,402	
Toluene-d8 (IS)		10.907	10.931	980,189	
Toluene	Toluene-d8 (IS)	11.002	11.020	437,823	
Ethylbenzene	Toluene-d8 (IS)	13.133	13.151	84,745	m
m-/p-Xylenes	Toluene-d8 (IS)	13.299	13.341	218,226	m
o-Xylene	Toluene-d8 (IS)	13.792	13.809	89,882	

benzene-d6 (IS)

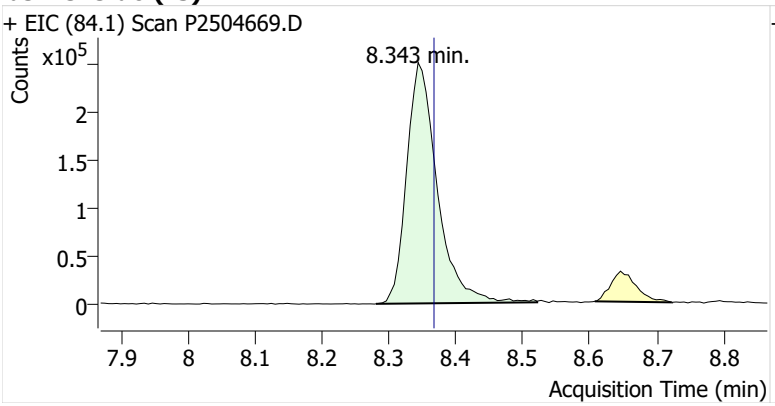

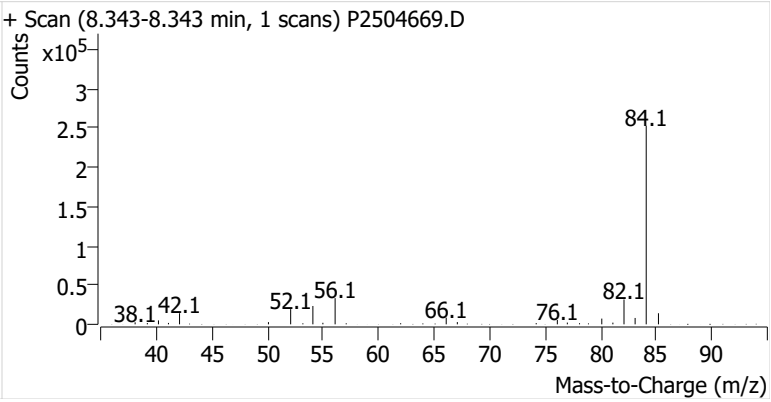

Benzene

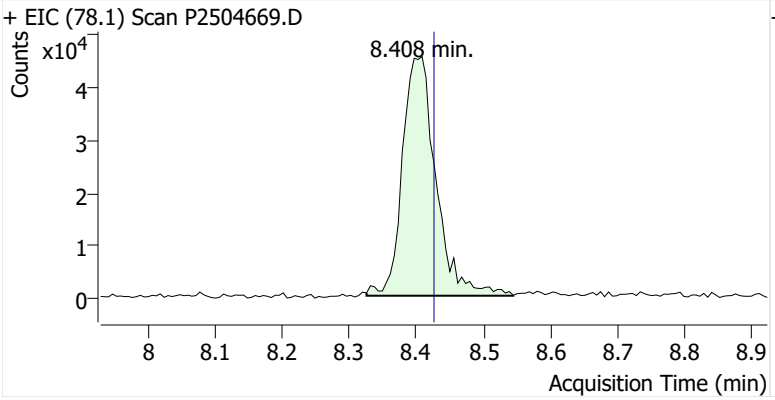

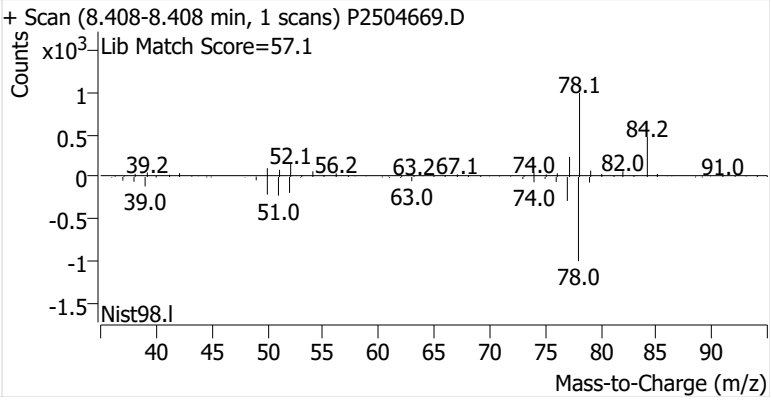

Toluene-d8 (IS)

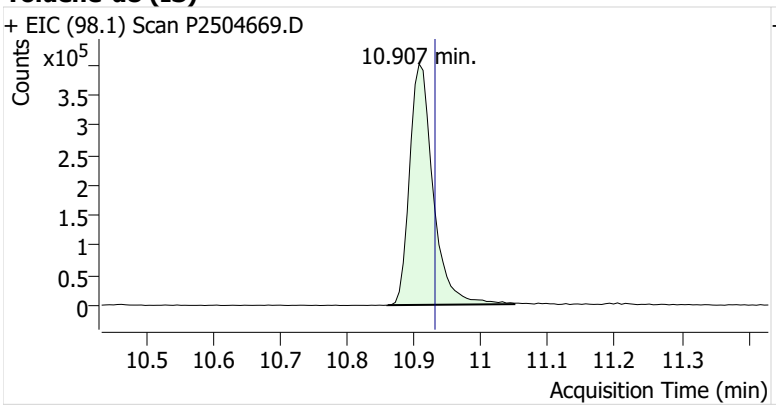

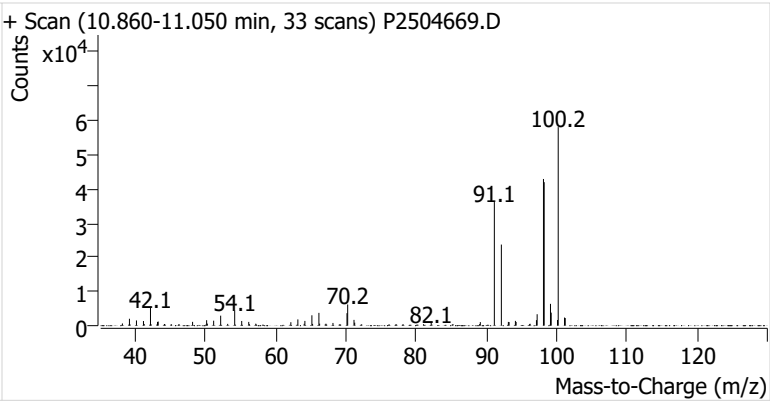

Toluene

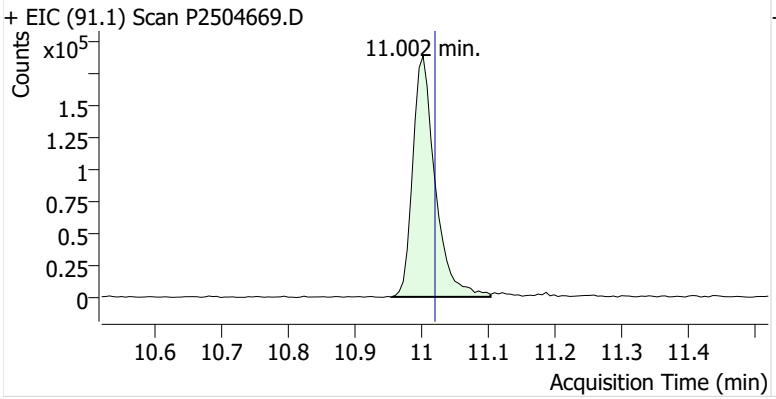

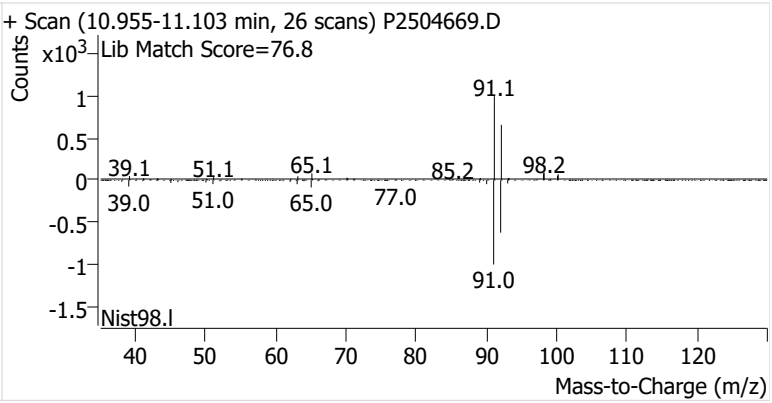

Ethylbenzene

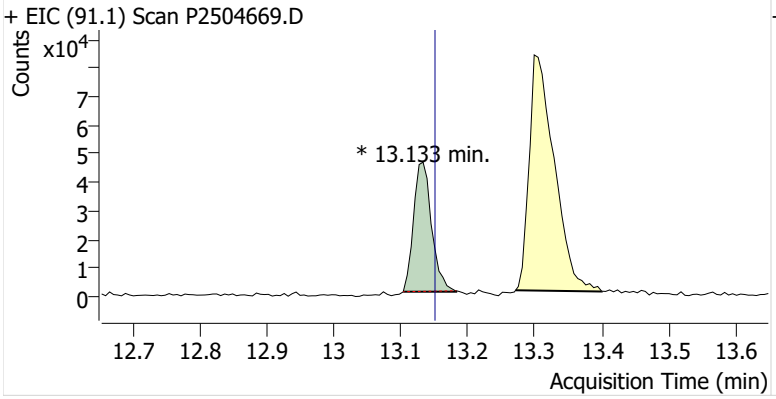

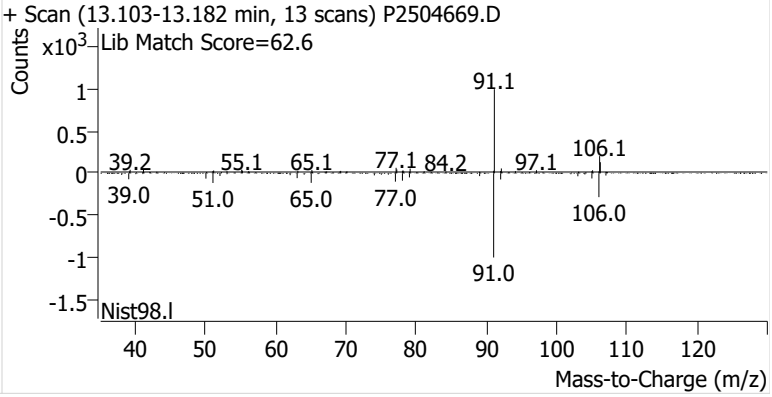

m-/p-Xylenes

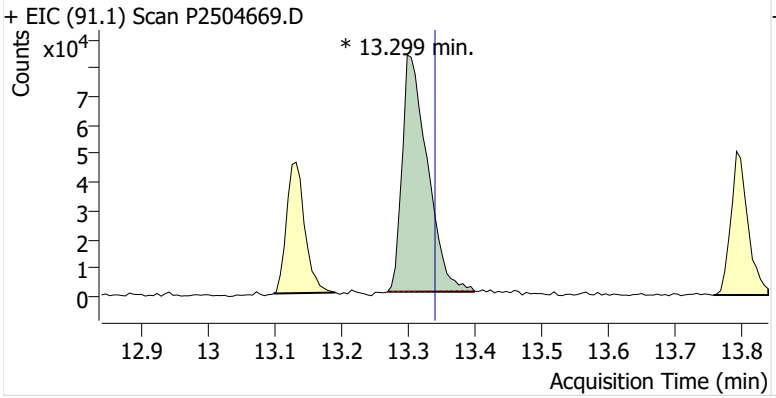

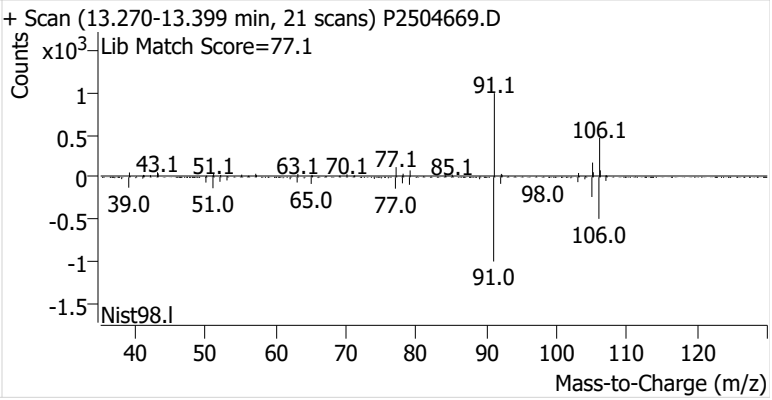

o-Xylene

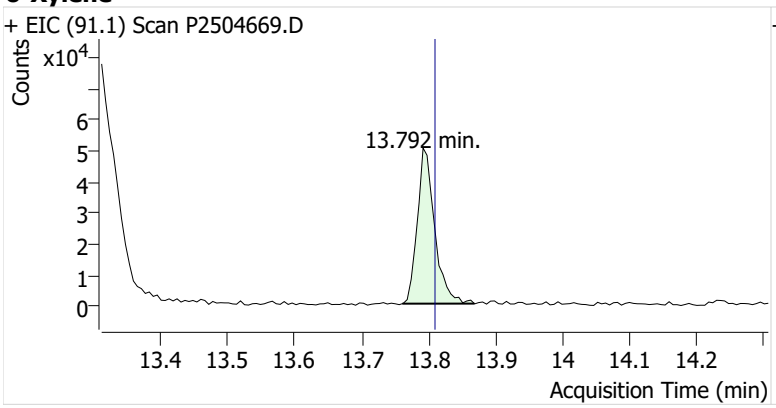
+ EIC (91.1) Scan P2504669.D
Counts
x10^4
13.792 min.
Acquisition Time (min)

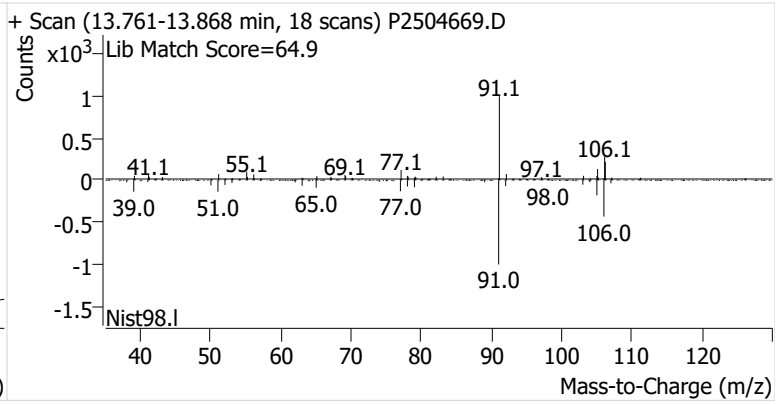
+ Scan (13.761-13.868 min, 18 scans) P2504669.D
Counts
x10^3
Lib Match Score=64.9
91.1
41.1
55.1
69.1
77.1
97.1
106.1
39.0
51.0
65.0
77.0
98.0
106.0
91.0
Nist98.l
Mass-to-Charge (m/z)

Name	CGOSP-14-S-20250701
Comment	C55381
Data File	P2504670.D
Acq. Date-Time	7/25/2025 3:19:59 AM
Acq. Method File	M325B-TD35
Tube Sorbent	Carbopack X
Analyze Quant Version	12.1
Report Quant Version	12.1

Sample Chromatogram

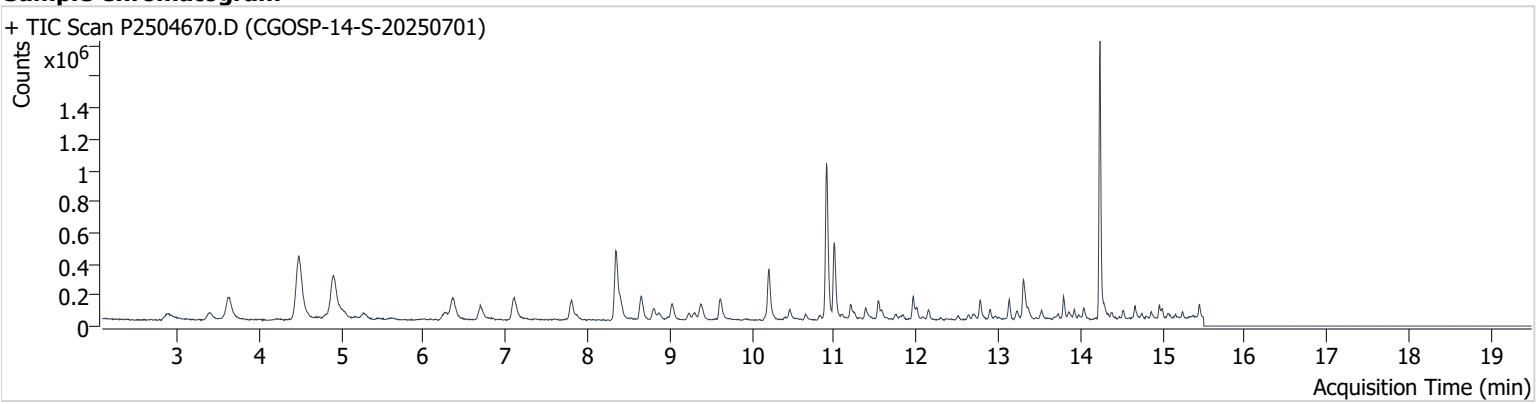

Name	ISTD	RT	ICAL RT	Resp.	Int. Flag
benzene-d6 (IS)		8.343	8.367	797,899	
Benzene	benzene-d6 (IS)	8.402	8.426	161,683	
Toluene-d8 (IS)		10.907	10.931	959,409	
Toluene	Toluene-d8 (IS)	11.002	11.020	478,414	
Ethylbenzene	Toluene-d8 (IS)	13.133	13.151	103,051	
m-/p-Xylenes	Toluene-d8 (IS)	13.311	13.341	242,161	
o-Xylene	Toluene-d8 (IS)	13.792	13.809	90,522	

benzene-d6 (IS)

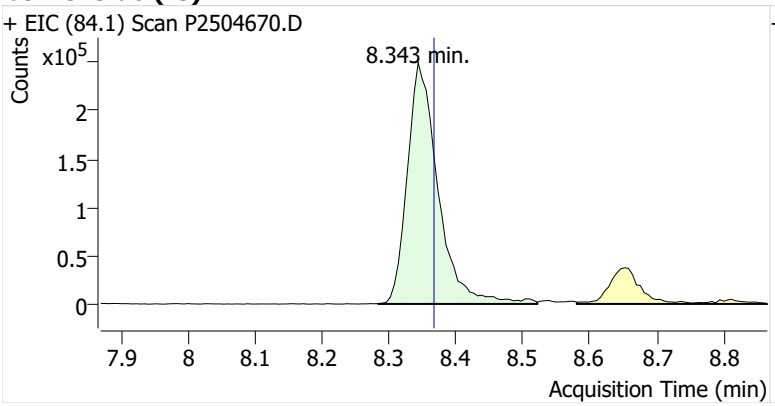

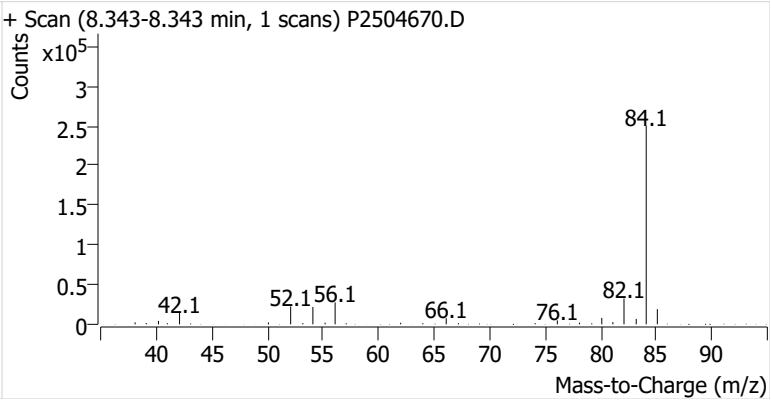

Benzene

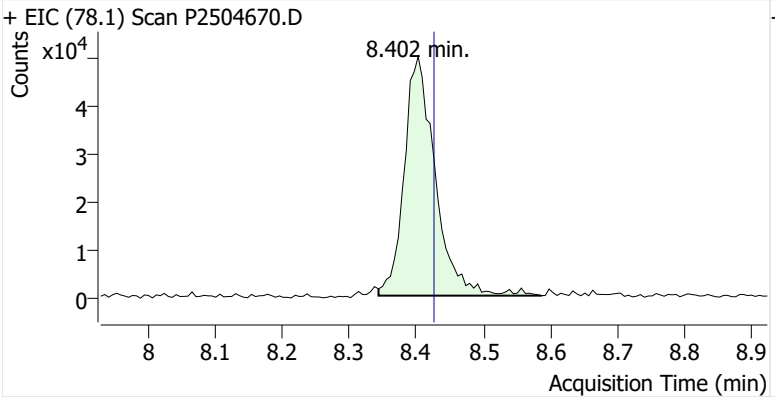

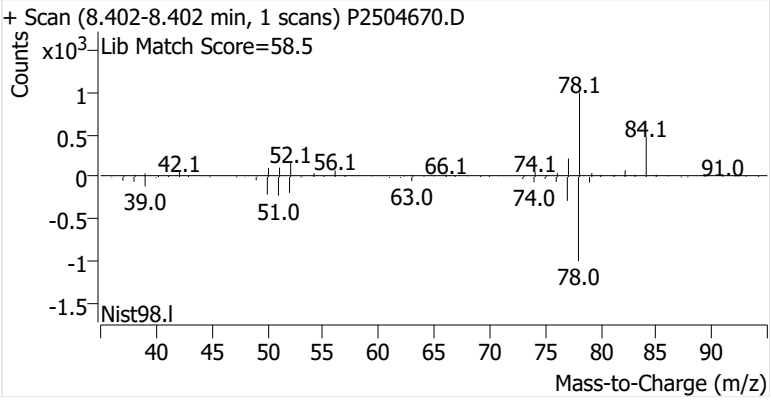

Toluene-d8 (IS)

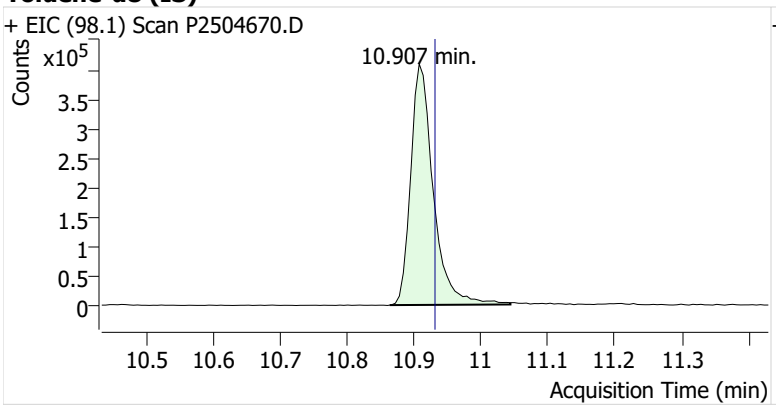

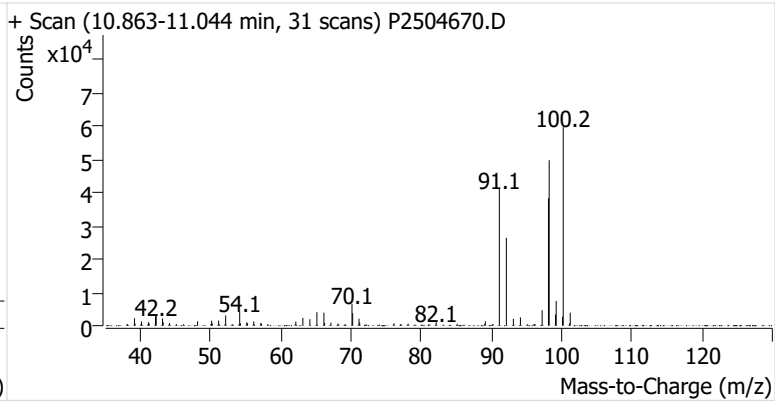

Toluene

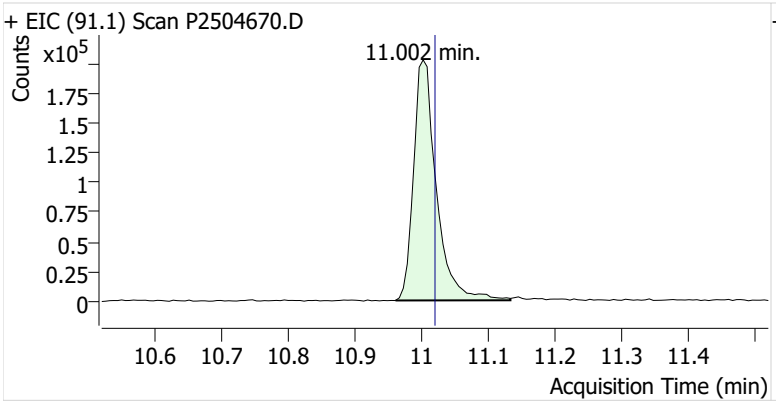

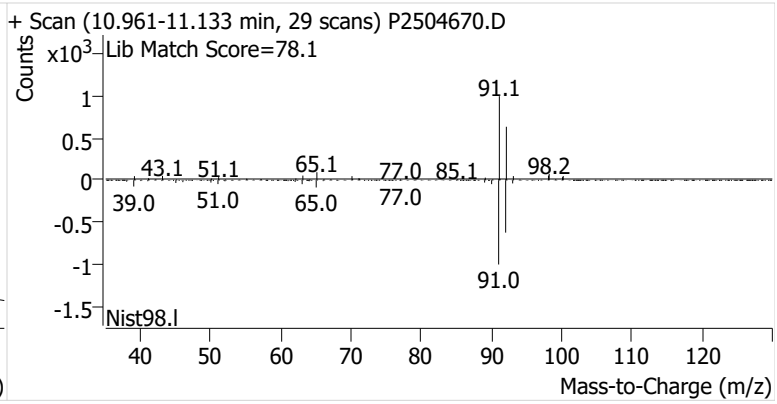

Ethylbenzene

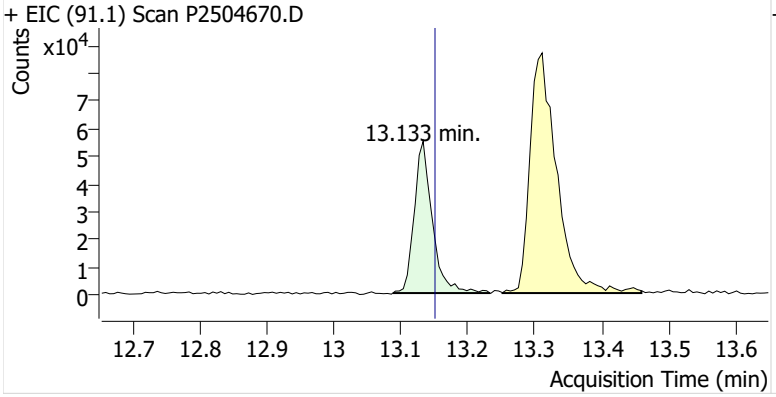

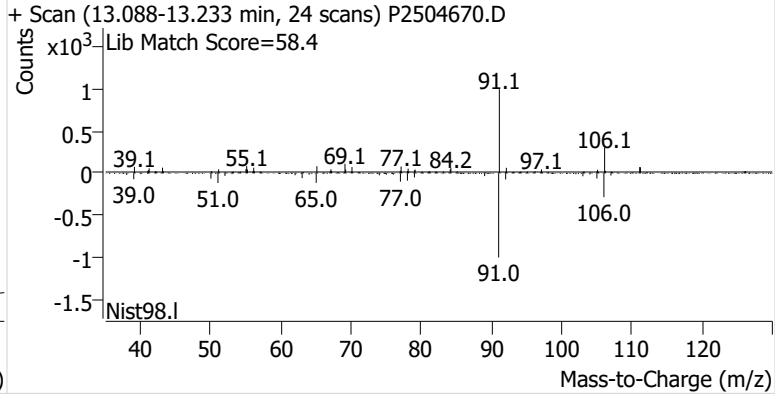

m-/p-Xylenes

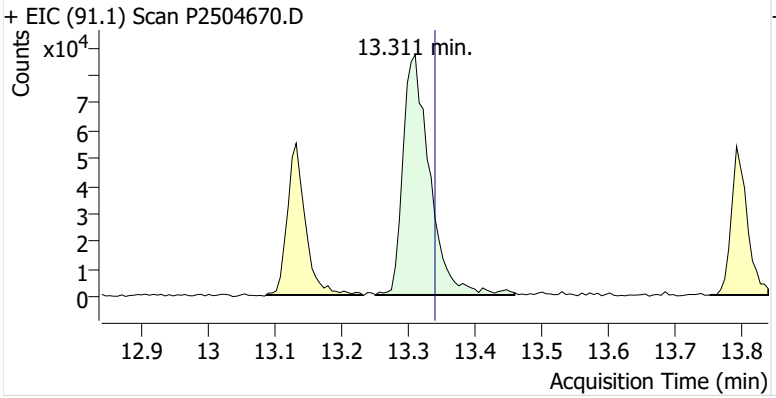

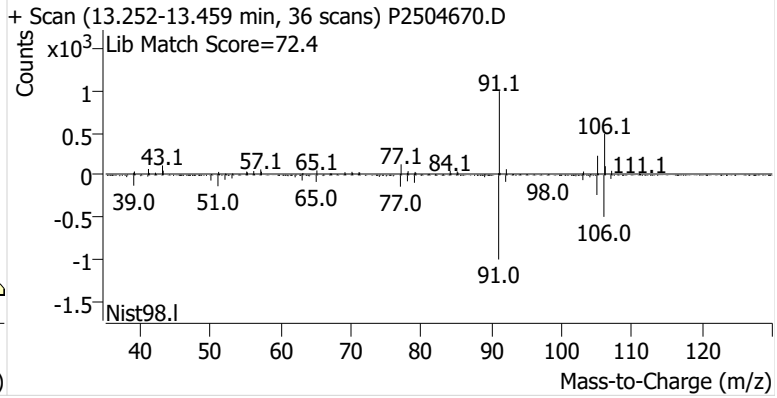

o-Xylene

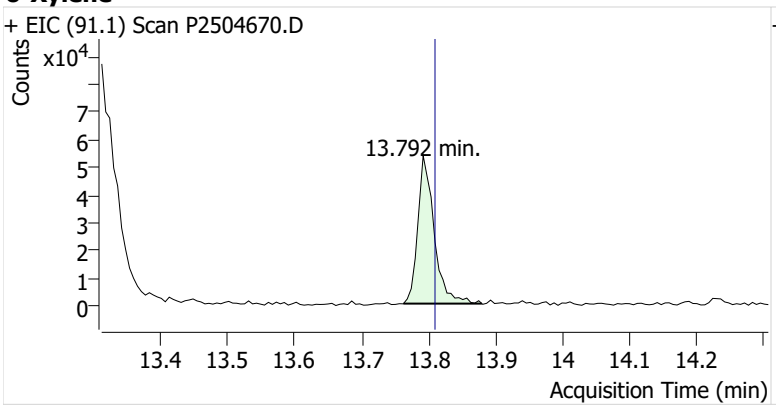
+ EIC (91.1) Scan P2504670.D
Counts
x10^4
13.792 min.
Acquisition Time (min)

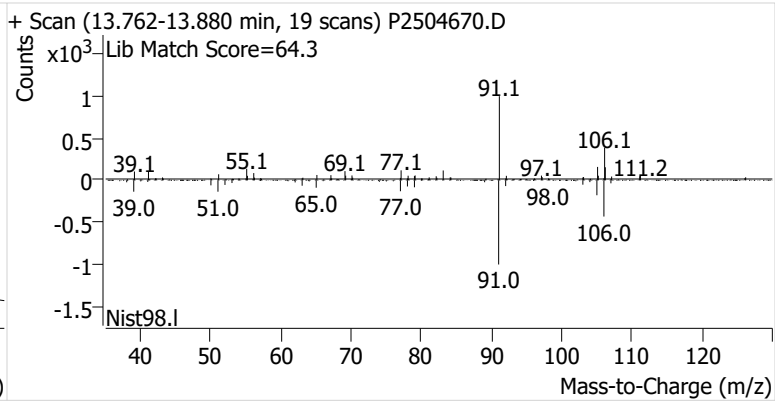
+ Scan (13.762-13.880 min, 19 scans) P2504670.D
Counts
x10^3
Lib Match Score=64.3
91.1
106.1
39.1
55.1
69.1
77.1
97.1
111.2
39.0
51.0
65.0
77.0
98.0
106.0
91.0
Nist98.l
Mass-to-Charge (m/z)

Name	CGOSP-15-S-20250701
Comment	B42747
Data File	P2504671.D
Acq. Date-Time	7/25/2025 3:57:15 AM
Acq. Method File	M325B-TD35
Tube Sorbent	Carbopack X
Analyze Quant Version	12.1
Report Quant Version	12.1

Sample Chromatogram

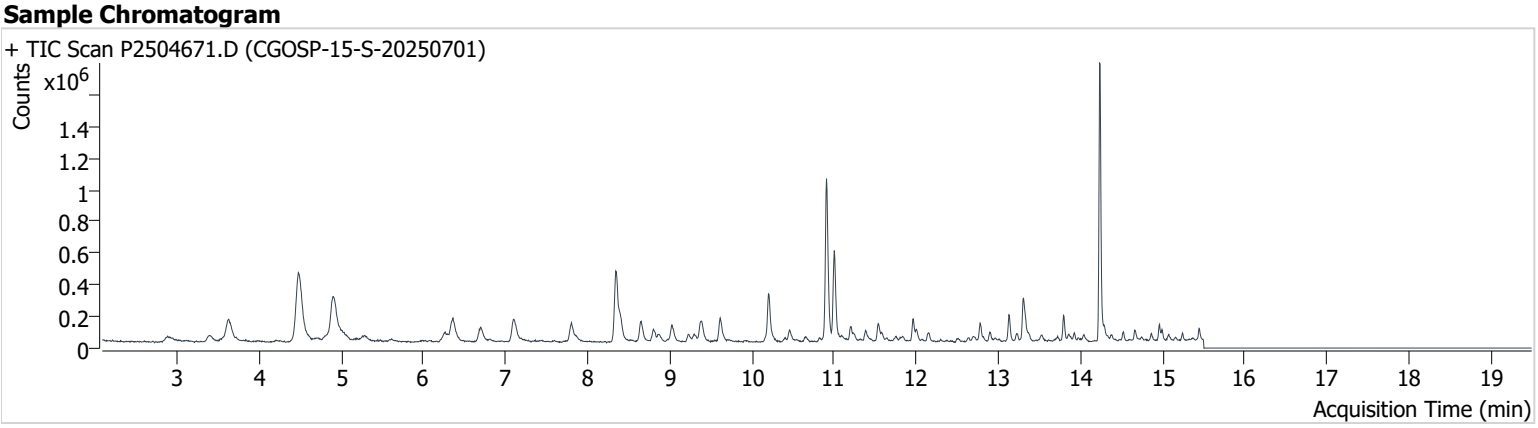

Name	ISTD	RT	ICAL RT	Resp.	Int. Flag
benzene-d6 (IS)		8.343	8.367	819,408	
Benzene	benzene-d6 (IS)	8.397	8.426	195,381	
Toluene-d8 (IS)		10.907	10.931	968,683	
Toluene	Toluene-d8 (IS)	11.002	11.020	542,990	
Ethylbenzene	Toluene-d8 (IS)	13.127	13.151	142,961	
m-/p-Xylenes	Toluene-d8 (IS)	13.305	13.341	266,514	
o-Xylene	Toluene-d8 (IS)	13.798	13.809	108,184	

benzene-d6 (IS)

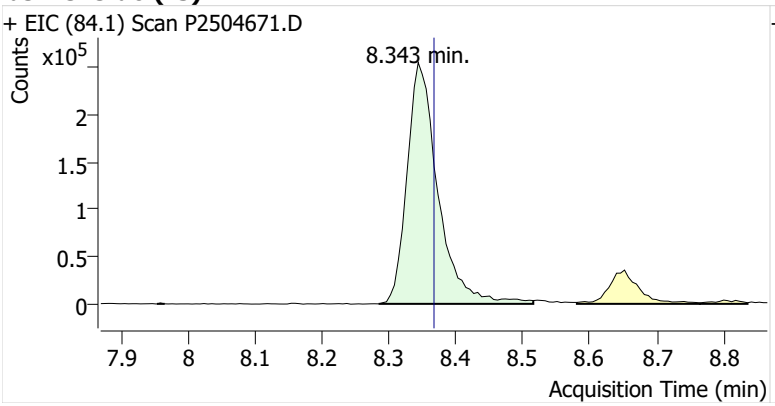

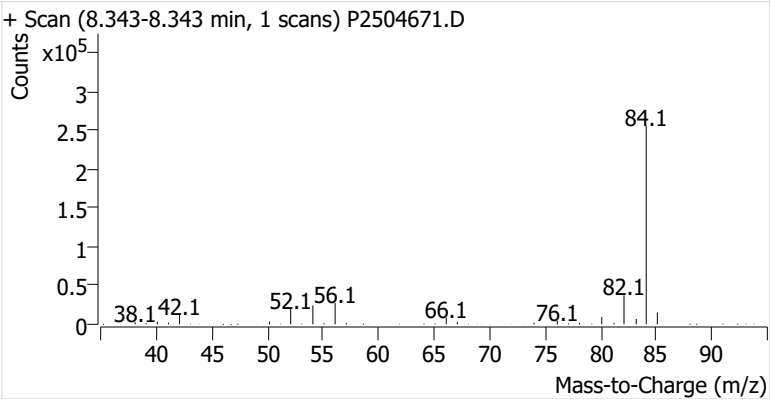

Benzene

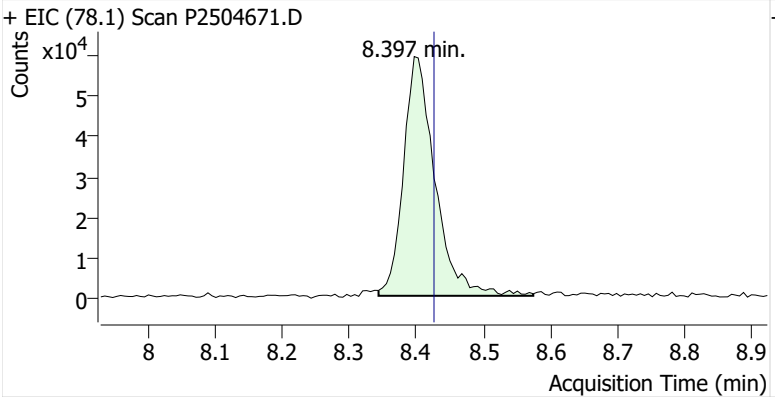

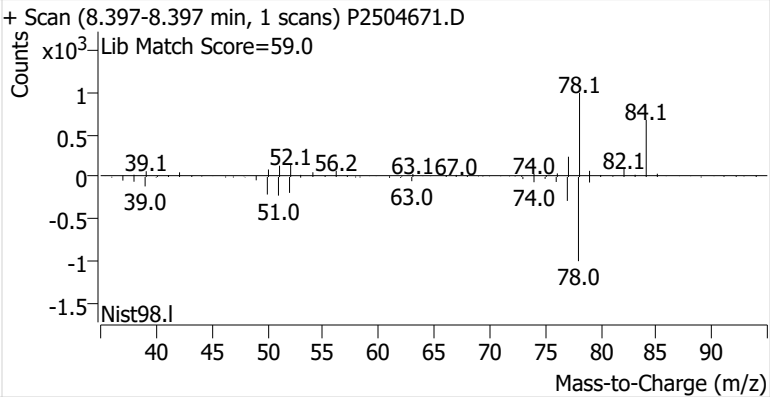

Toluene-d8 (IS)

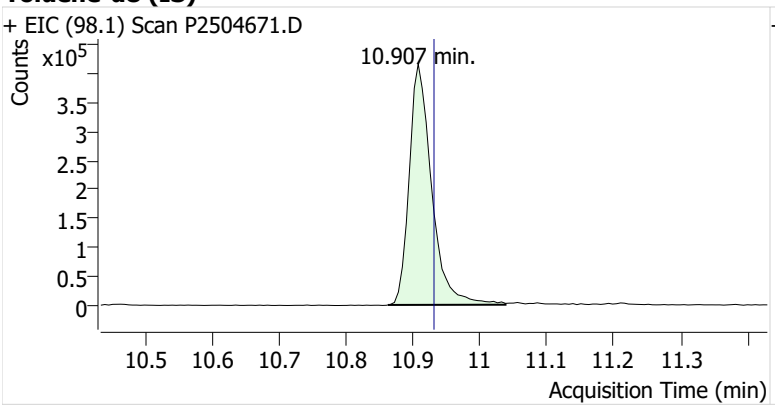

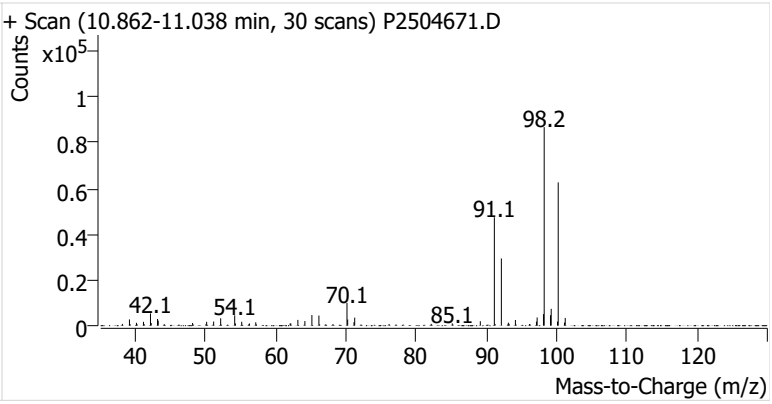

Toluene

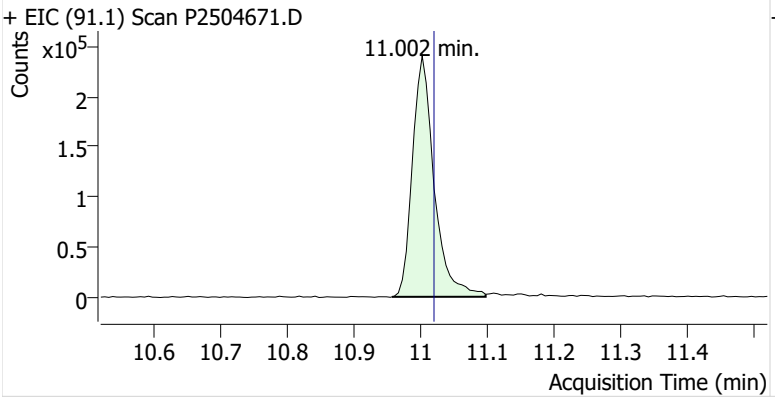

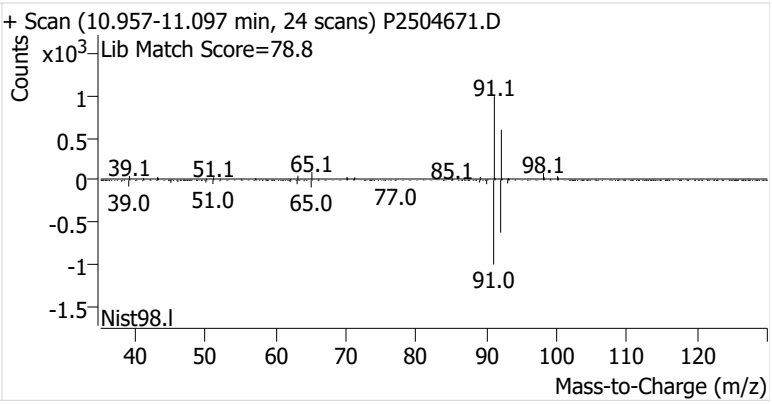

Ethylbenzene

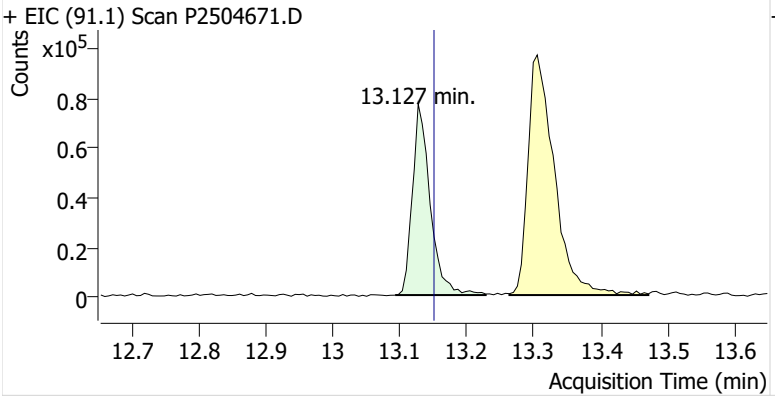

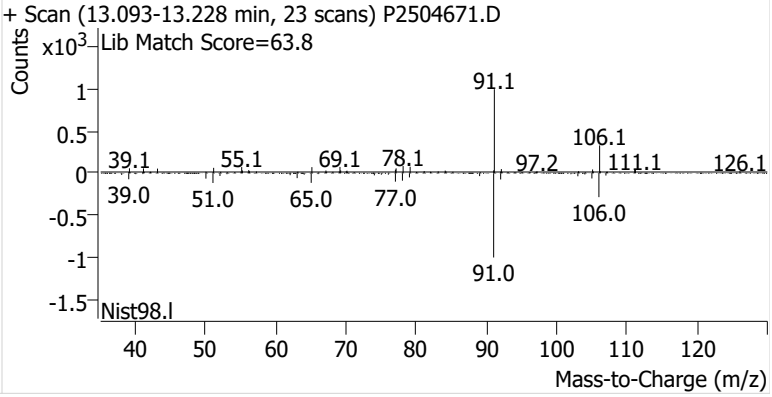

m-/p-Xylenes

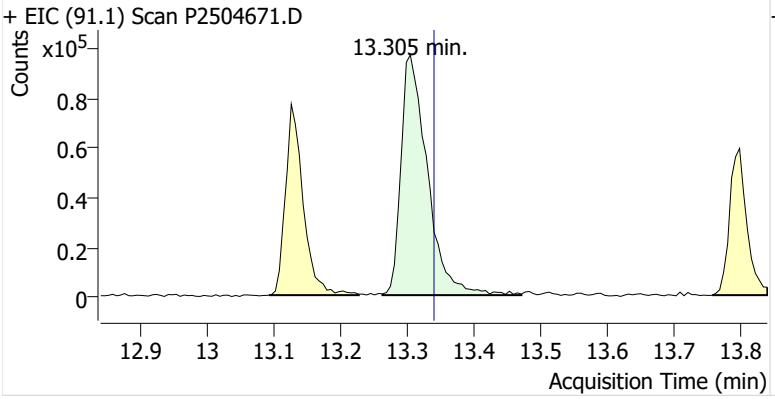

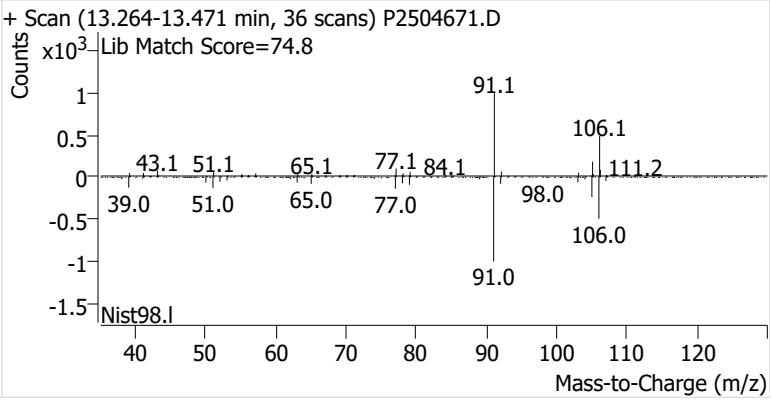

o-Xylene

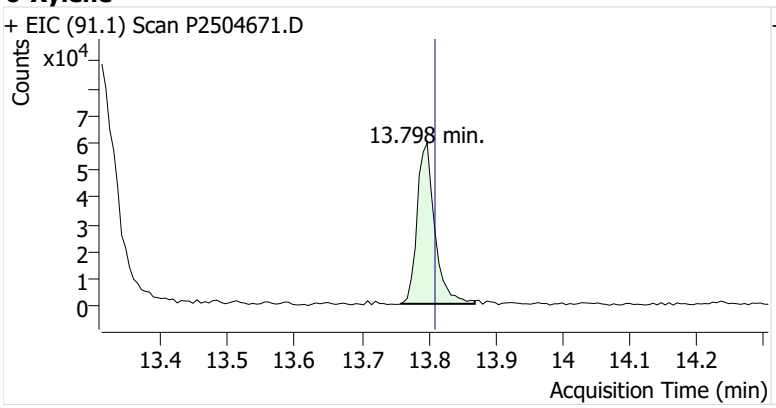
+ EIC (91.1) Scan P2504671.D
Counts
x10^4
13.798 min.
Acquisition Time (min)

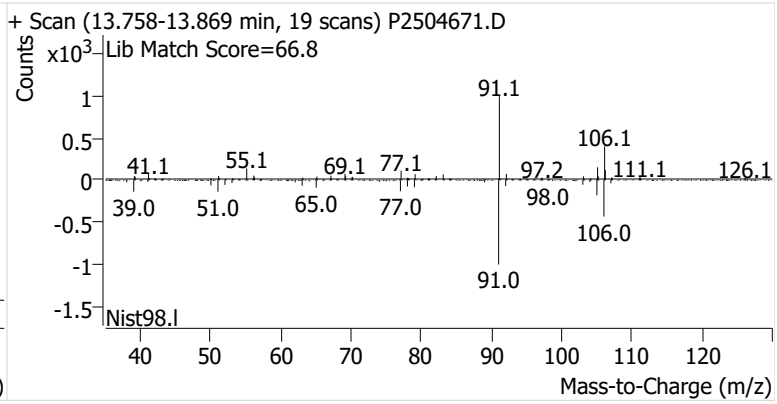
+ Scan (13.758-13.869 min, 19 scans) P2504671.D
Counts
x10^3
Lib Match Score=66.8
91.1
106.1
41.1
55.1
69.1
77.1
97.2
111.1
126.1
39.0
51.0
65.0
77.0
98.0
106.0
91.0
Nist98.l
Mass-to-Charge (m/z)

Name	CGOSP-16-S-20250701
Comment	C56820
Data File	P2504672.D
Acq. Date-Time	7/25/2025 4:34:32 AM
Acq. Method File	M325B-TD35
Tube Sorbent	Carbopack X
Analyze Quant Version	12.1
Report Quant Version	12.1

Sample Chromatogram

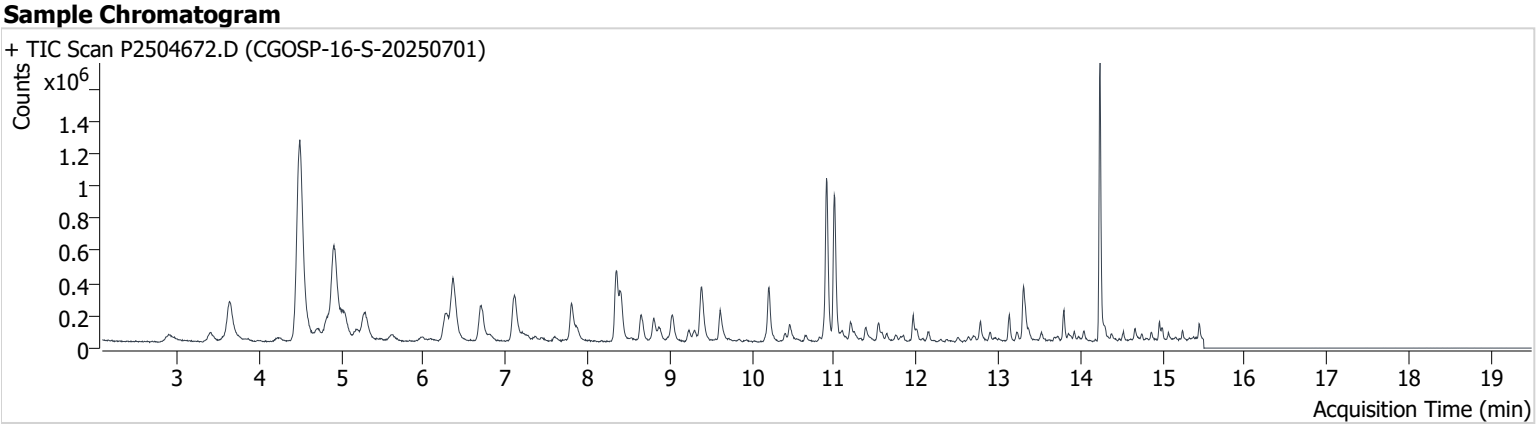

Name	ISTD	RT	ICAL RT	Resp.	Int. Flag
benzene-d6 (IS)		8.349	8.367	766,022	
Benzene	benzene-d6 (IS)	8.402	8.426	448,332	
Toluene-d8 (IS)		10.913	10.931	926,079	
Toluene	Toluene-d8 (IS)	11.008	11.020	835,796	
Ethylbenzene	Toluene-d8 (IS)	13.133	13.151	140,304	
m-/p-Xylenes	Toluene-d8 (IS)	13.305	13.341	338,236	
o-Xylene	Toluene-d8 (IS)	13.797	13.809	126,881	

benzene-d6 (IS)

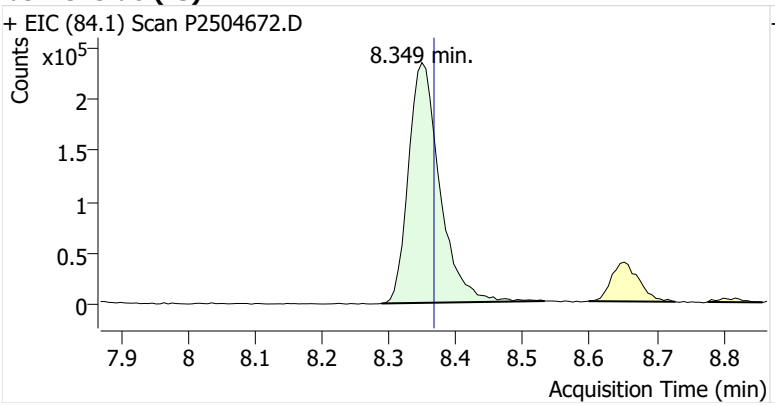

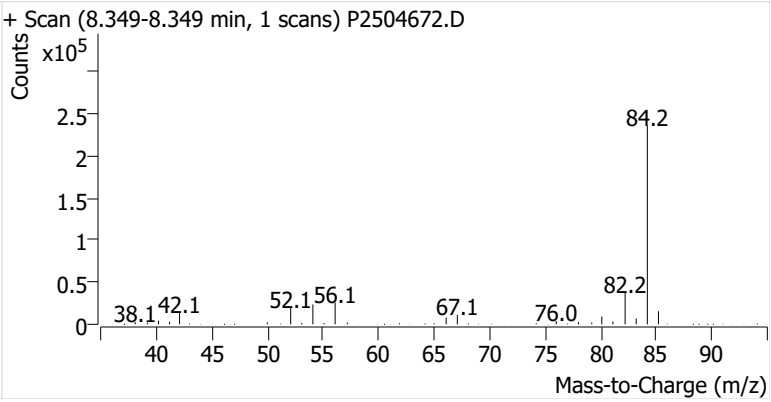

Benzene

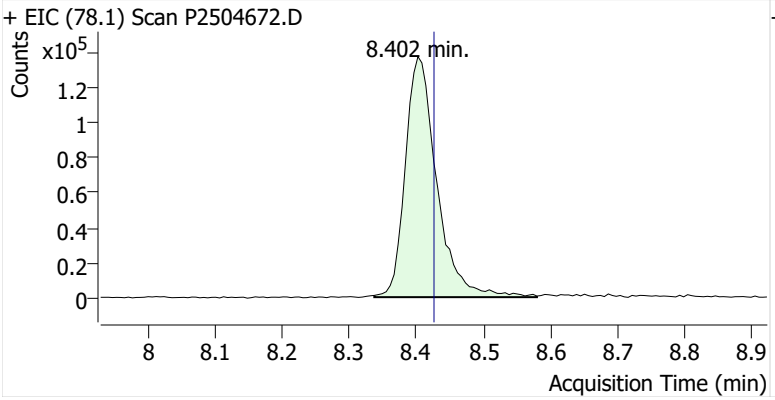

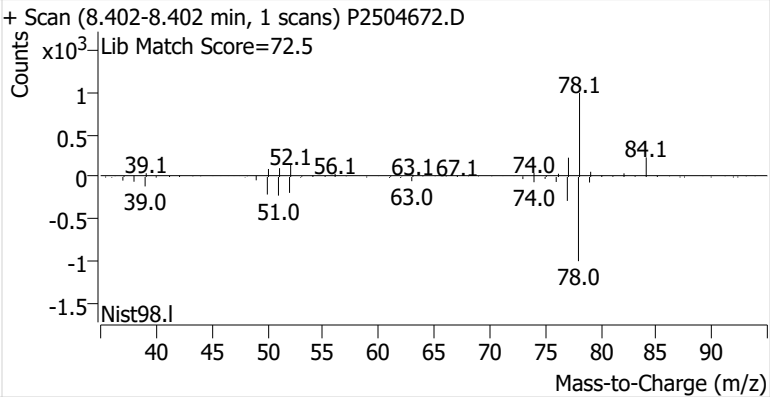

Toluene-d8 (IS)

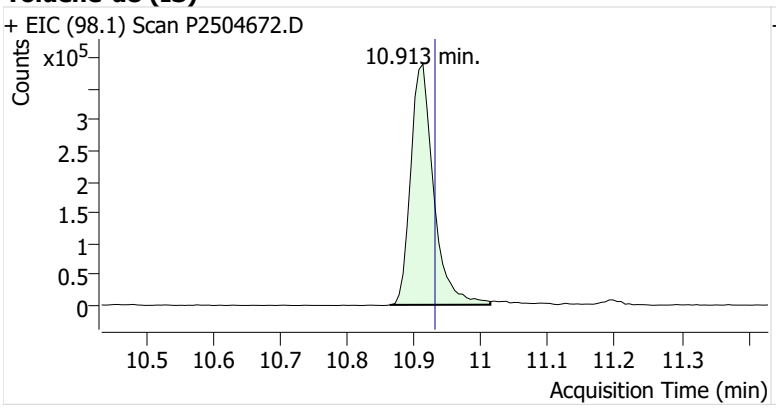

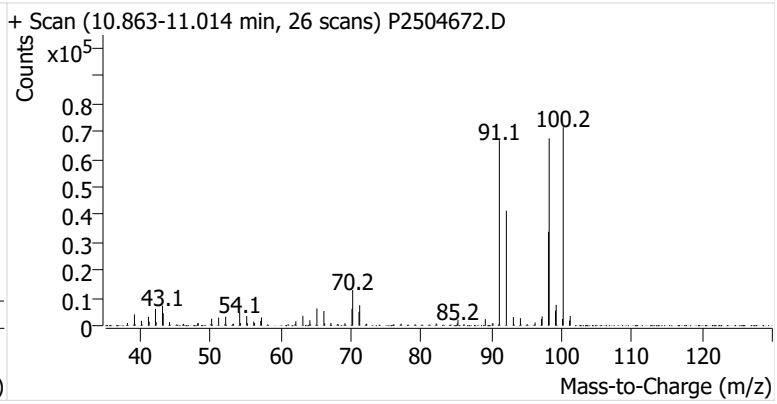

Toluene

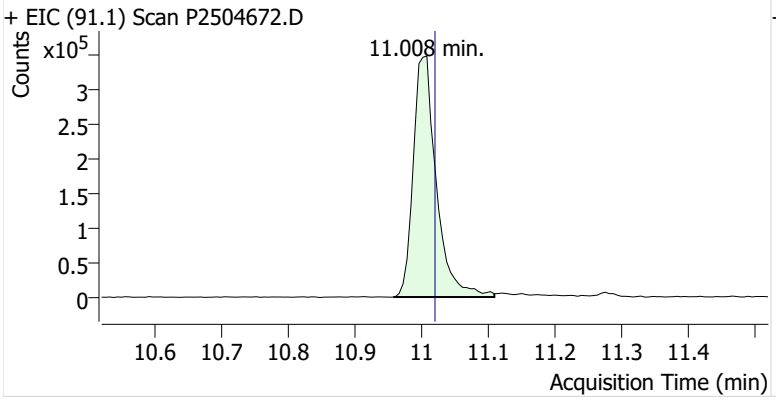

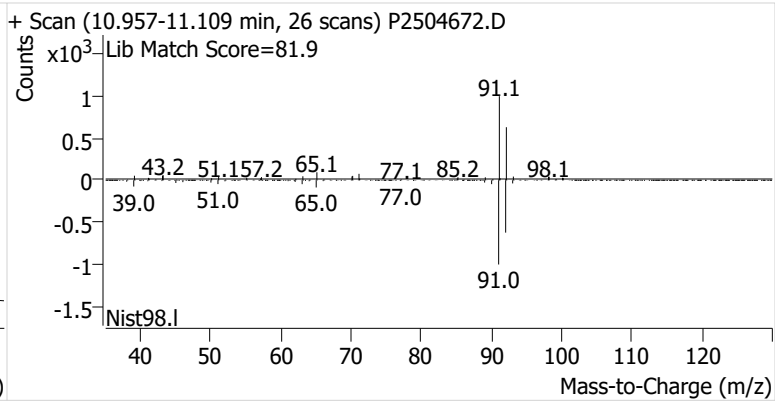

Ethylbenzene

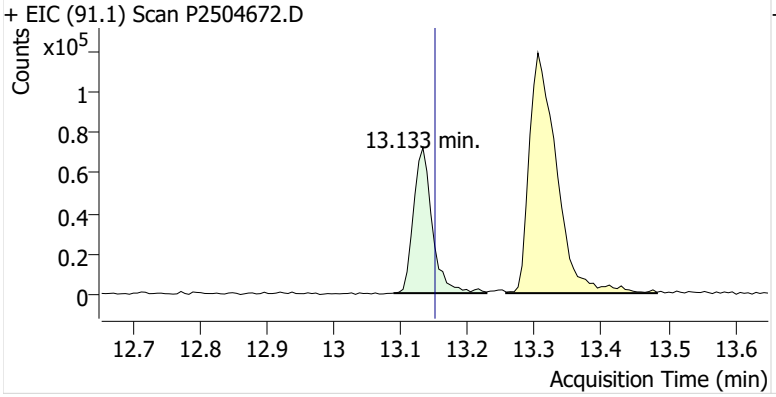

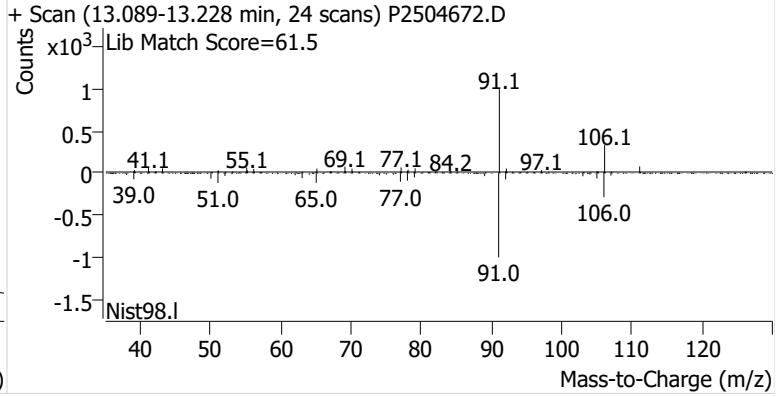

m-/p-Xylenes

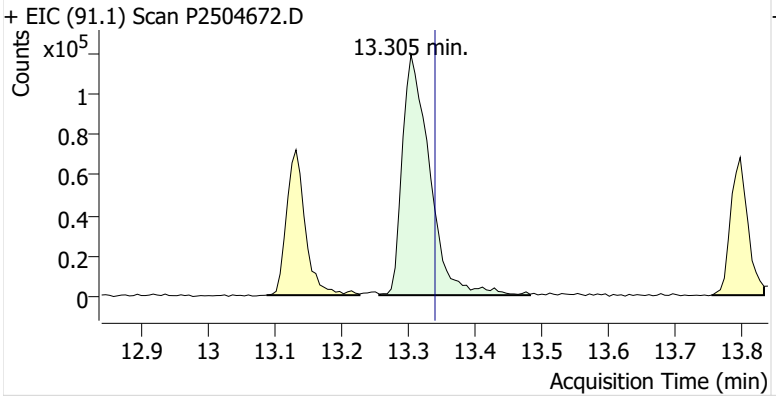

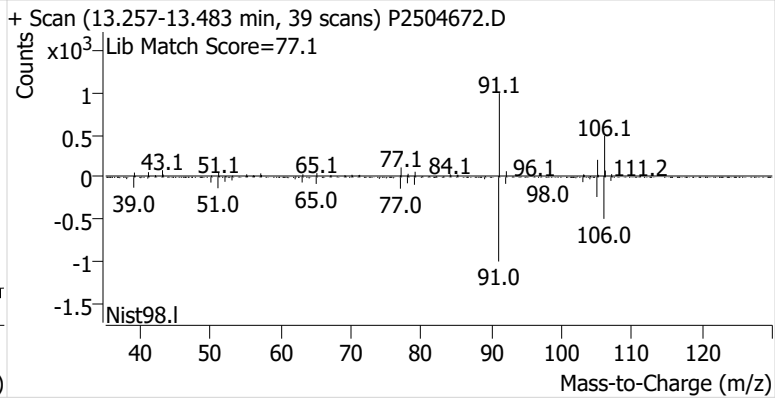

o-Xylene

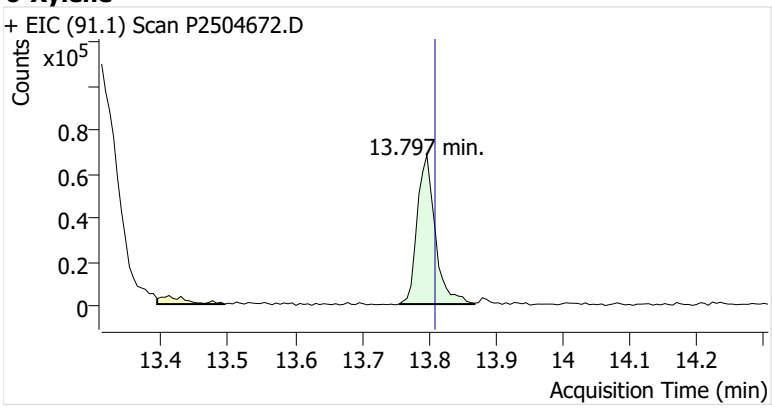
+ EIC (91.1) Scan P2504672.D
Counts
x10^5
0.8
0.6
0.4
0.2
0
13.797 min.
13.4
13.5
13.6
13.7
13.8
13.9
14
14.1
14.2
Acquisition Time (min)

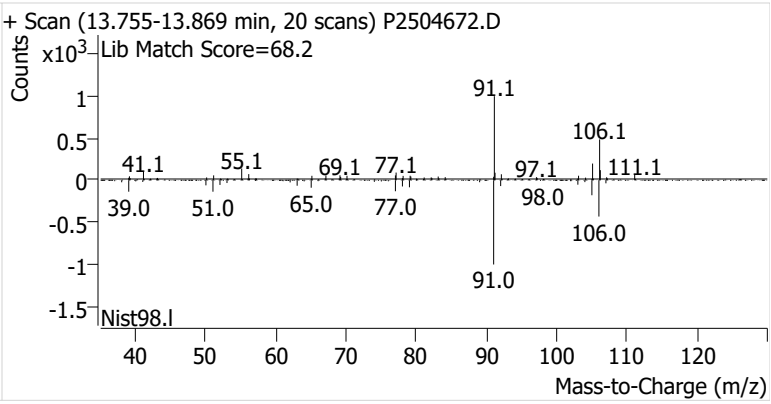
+ Scan (13.755-13.869 min, 20 scans) P2504672.D
Counts
x10^3
Lib Match Score=68.2
1
0.5
0
-0.5
-1
-1.5
91.1
106.1
41.1
55.1
69.1
77.1
97.1
111.1
39.0
51.0
65.0
77.0
98.0
106.0
91.0
Nist98.l
40
50
60
70
80
90
100
110
120
Mass-to-Charge (m/z)

Name	CGOSP-17-S-20250701
Comment	C55705
Data File	P2504673.D
Acq. Date-Time	7/25/2025 5:11:49 AM
Acq. Method File	M325B-TD35
Tube Sorbent	Carbopack X
Analyze Quant Version	12.1
Report Quant Version	12.1

Sample Chromatogram

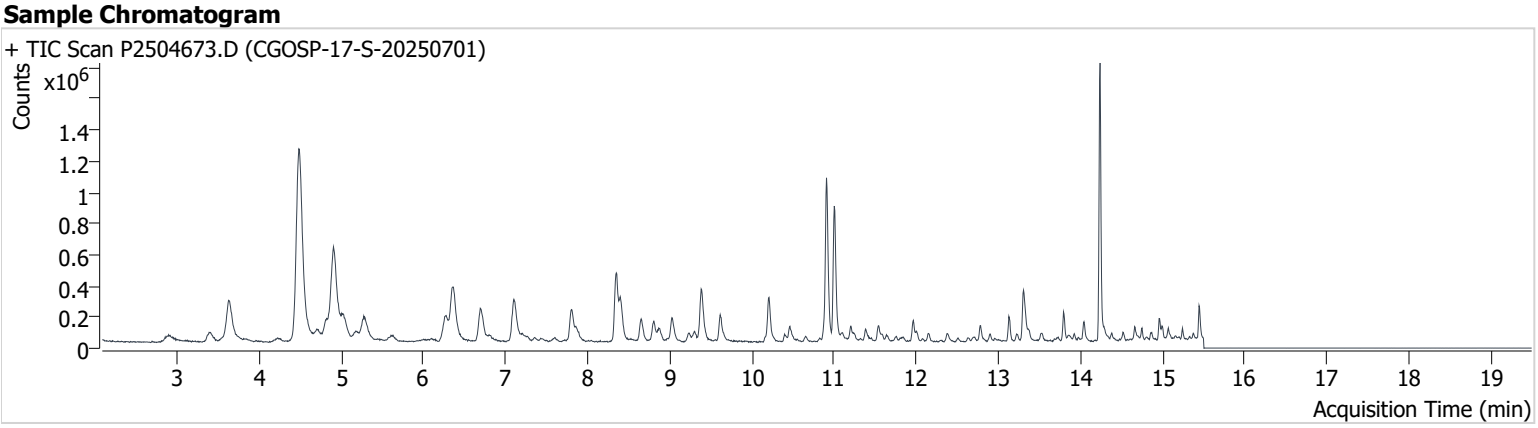

Name	ISTD	RT	ICAL RT	Resp.	Int. Flag
benzene-d6 (IS)		8.349	8.367	768,167	
Benzene	benzene-d6 (IS)	8.402	8.426	398,144	
Toluene-d8 (IS)		10.907	10.931	969,264	
Toluene	Toluene-d8 (IS)	11.002	11.020	797,536	
Ethylbenzene	Toluene-d8 (IS)	13.133	13.151	123,646	
m-/p-Xylenes	Toluene-d8 (IS)	13.305	13.341	309,633	
o-Xylene	Toluene-d8 (IS)	13.792	13.809	122,410	

benzene-d6 (IS)

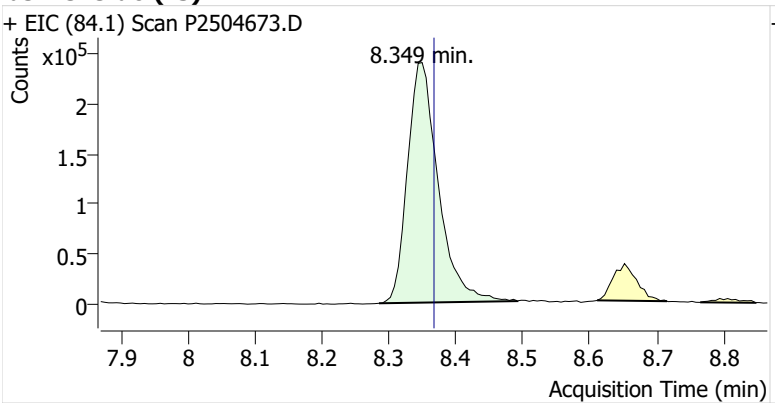

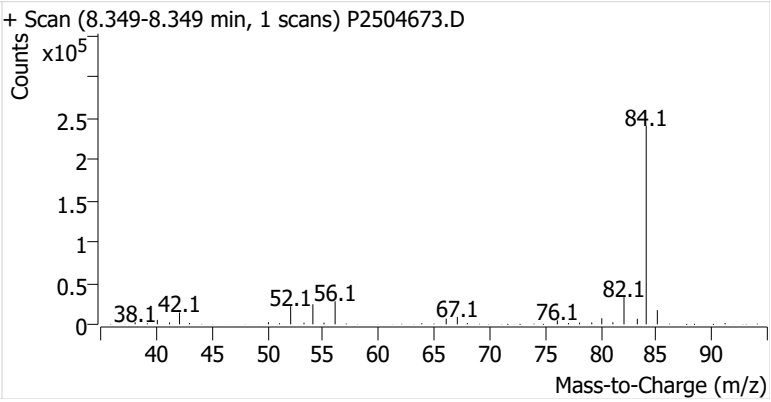

Benzene

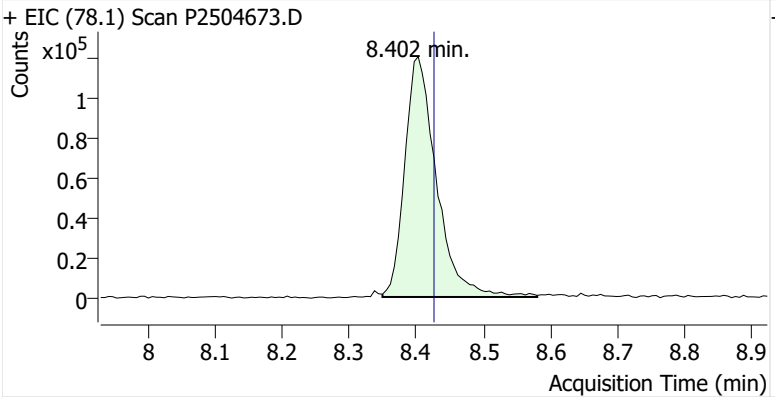

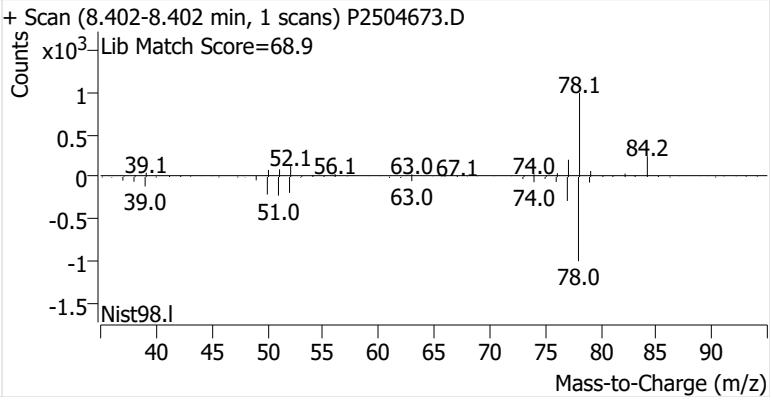

Toluene-d8 (IS)

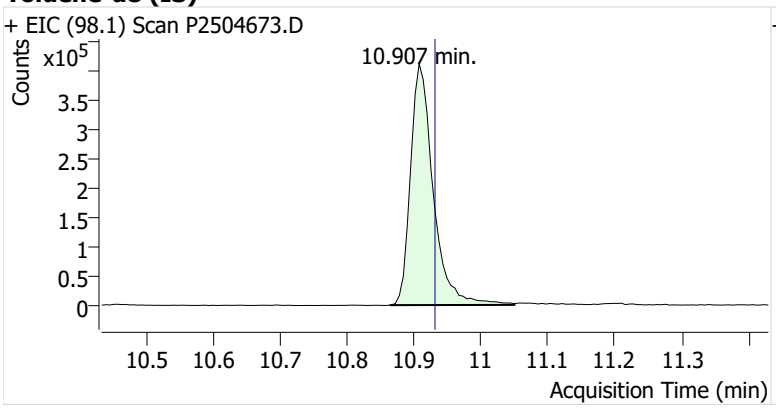

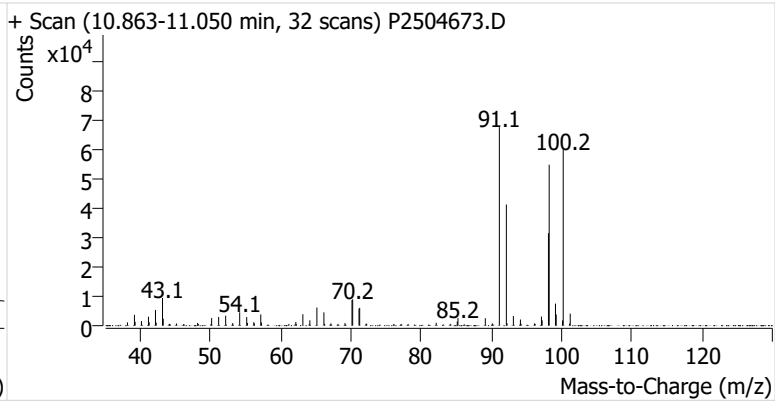

Toluene

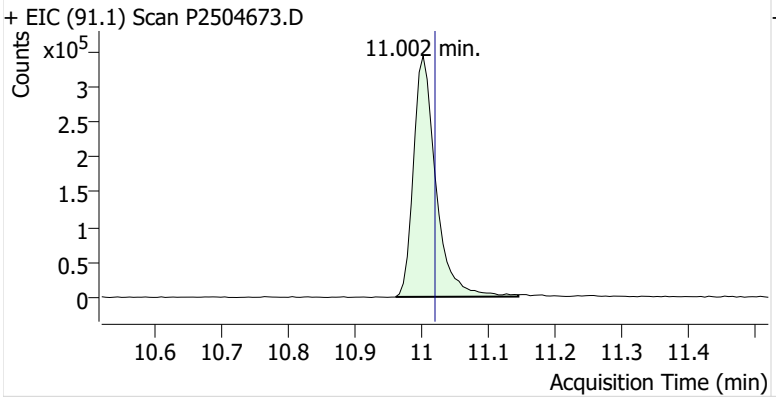

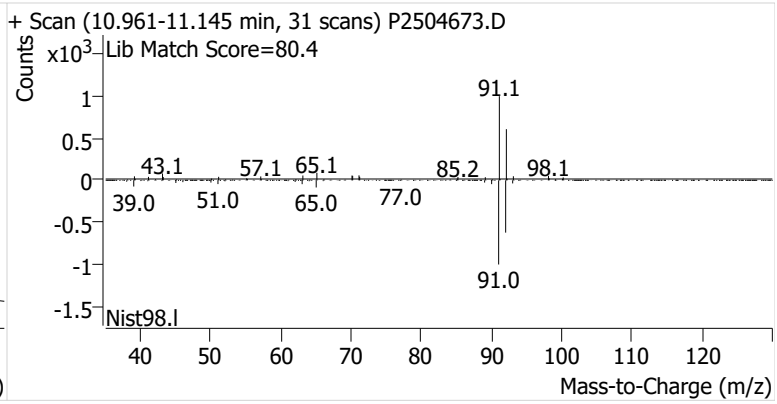

Ethylbenzene

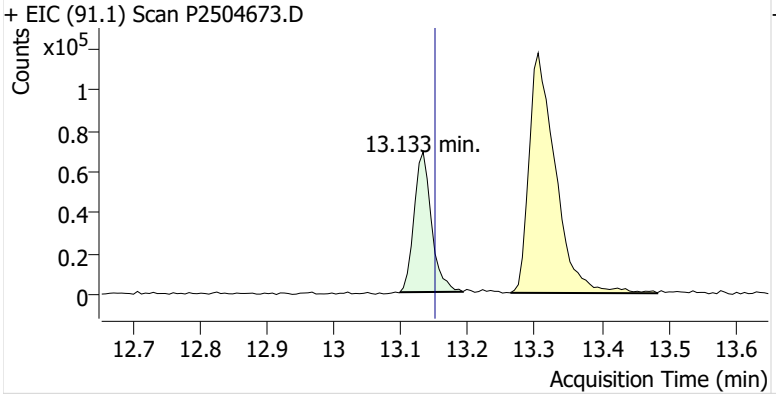

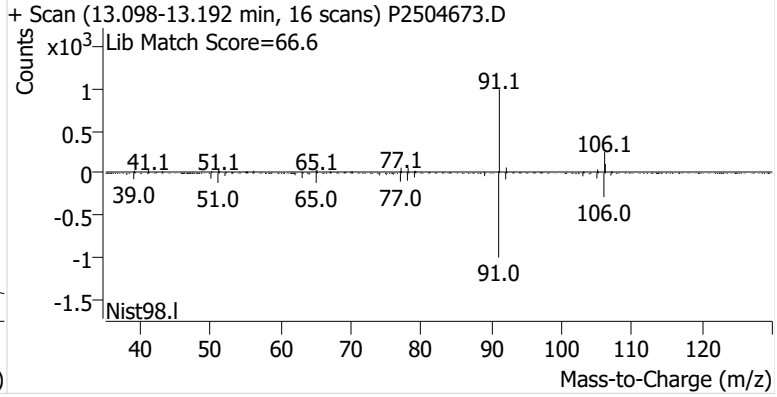

m-/p-Xylenes

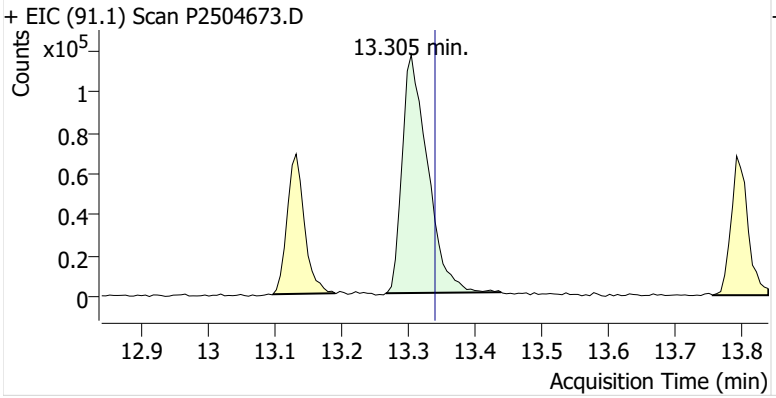

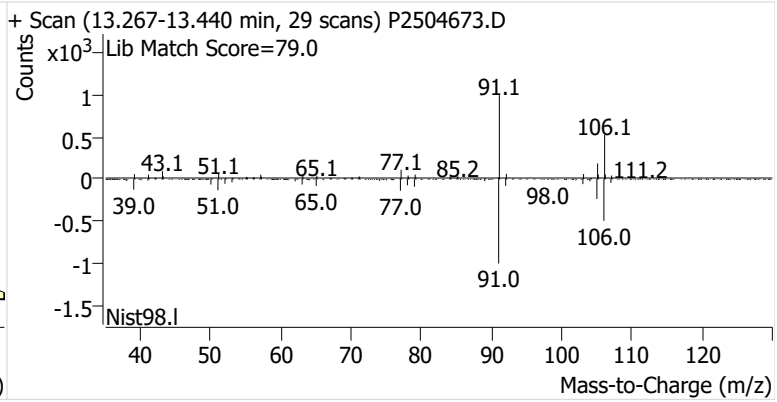

o-Xylene

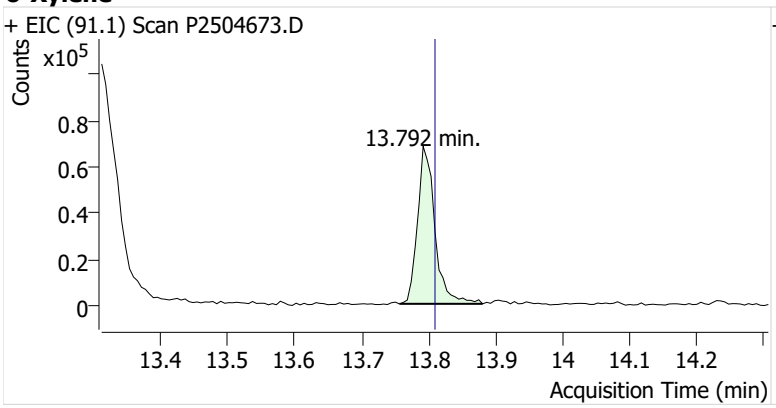
+ EIC (91.1) Scan P2504673.D
Counts
x10^5
0.8
0.6
0.4
0.2
0
13.792 min.
13.4
13.5
13.6
13.7
13.8
13.9
14
14.1
14.2
Acquisition Time (min)

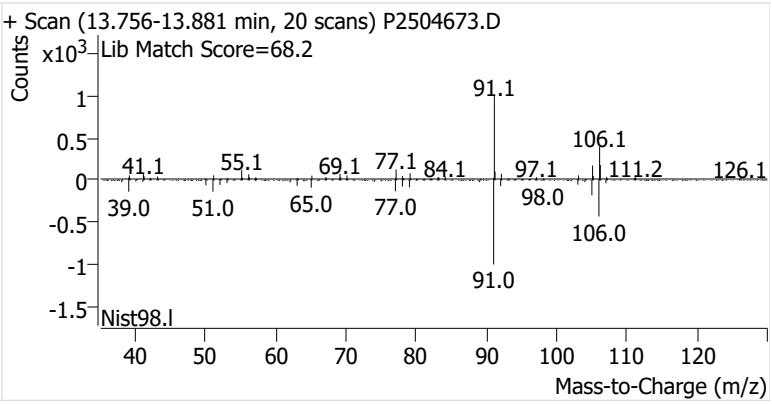
+ Scan (13.756-13.881 min, 20 scans) P2504673.D
Counts
x10^3
Lib Match Score=68.2
1
0.5
0
-0.5
-1
-1.5
91.1
106.1
41.1
55.1
69.1
77.1
84.1
97.1
111.2
126.1
39.0
51.0
65.0
77.0
98.0
106.0
91.0
Nist98.l
40
50
60
70
80
90
100
110
120
Mass-to-Charge (m/z)

Name	CGOSP-18-S-20250701
Comment	C40159
Data File	P2504674.D
Acq. Date-Time	7/25/2025 5:49:06 AM
Acq. Method File	M325B-TD35
Tube Sorbent	Carbopack X
Analyze Quant Version	12.1
Report Quant Version	12.1

Sample Chromatogram

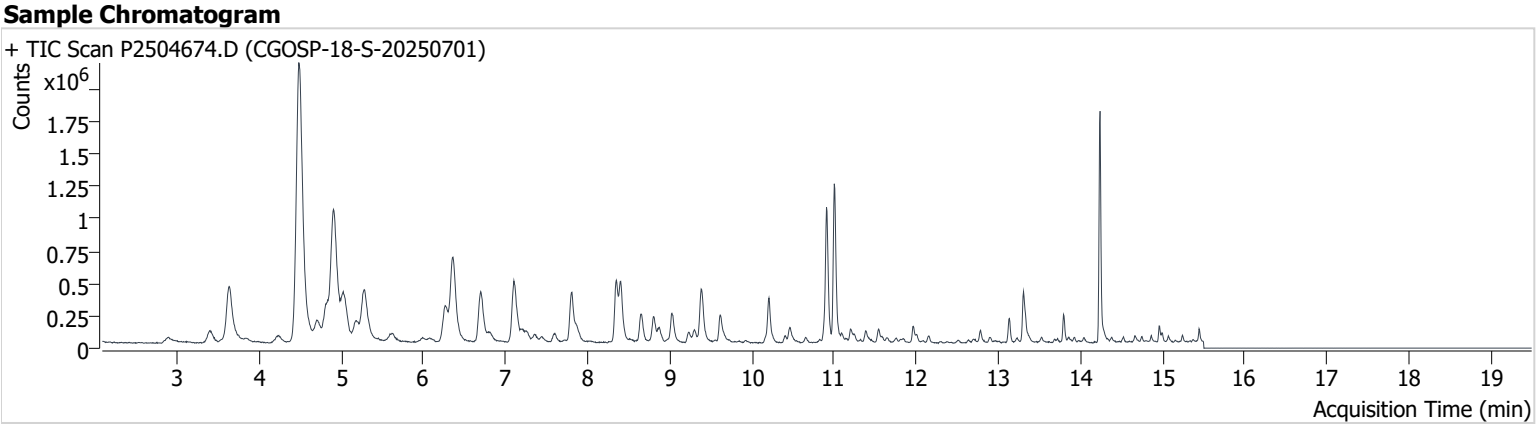

Name	ISTD	RT	ICAL RT	Resp.	Int. Flag
benzene-d6 (IS)		8.349	8.367	796,413	
Benzene	benzene-d6 (IS)	8.402	8.426	730,100	
Toluene-d8 (IS)		10.907	10.931	934,691	
Toluene	Toluene-d8 (IS)	11.002	11.020	1,166,128	
Ethylbenzene	Toluene-d8 (IS)	13.133	13.151	163,419	
m-/p-Xylenes	Toluene-d8 (IS)	13.305	13.341	369,175	
o-Xylene	Toluene-d8 (IS)	13.792	13.809	146,618	

benzene-d6 (IS)

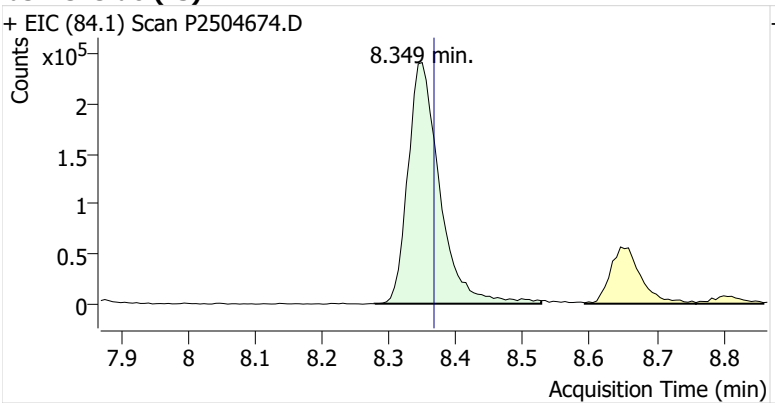

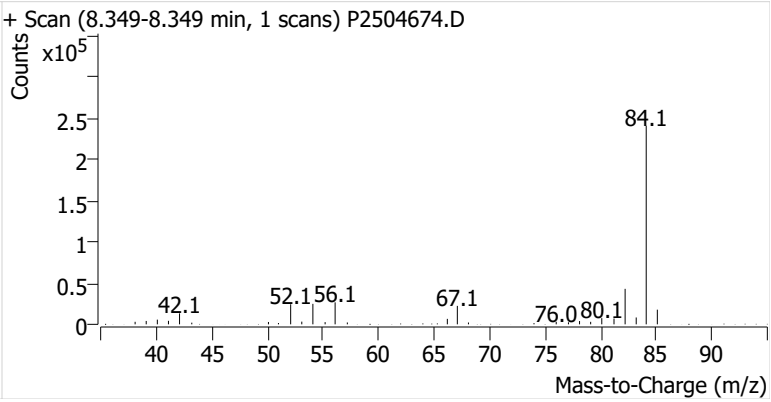

Benzene

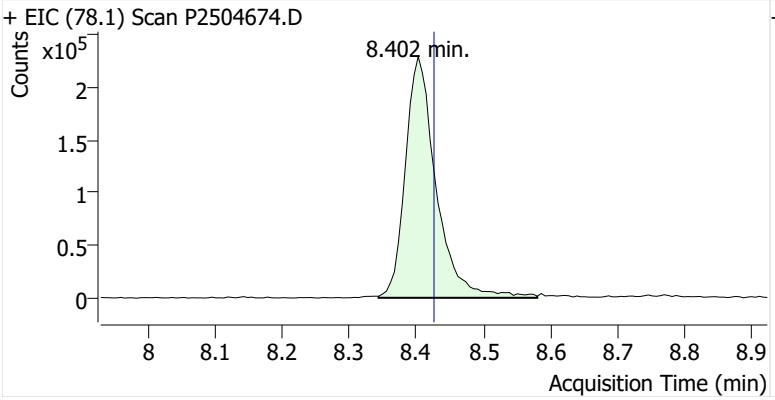

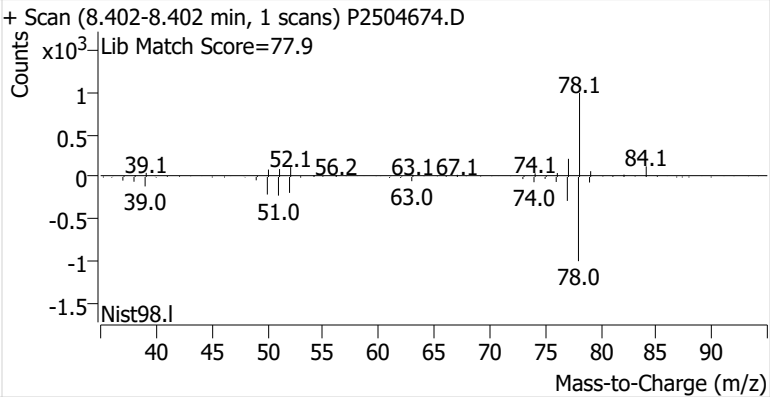

Toluene-d8 (IS)

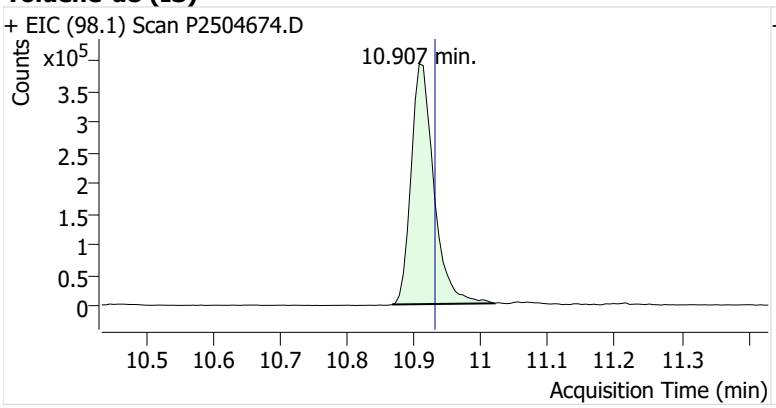

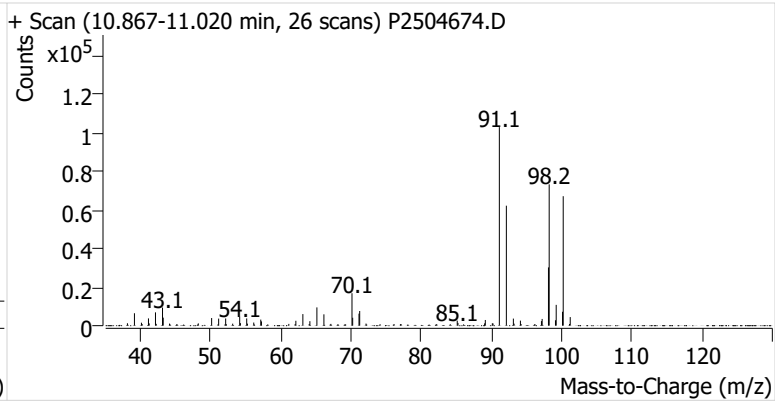

Toluene

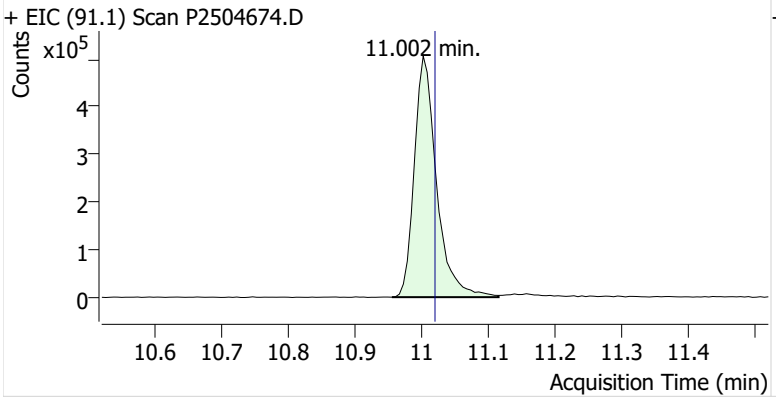

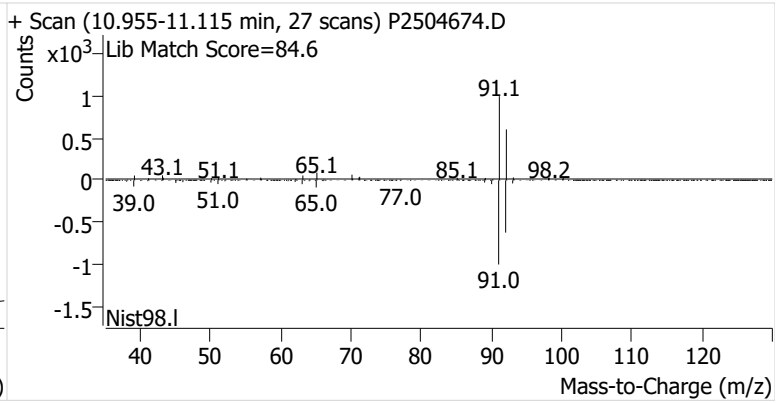

Ethylbenzene

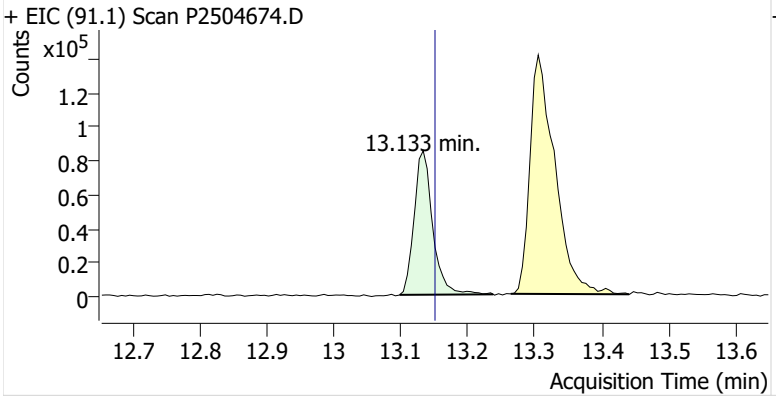

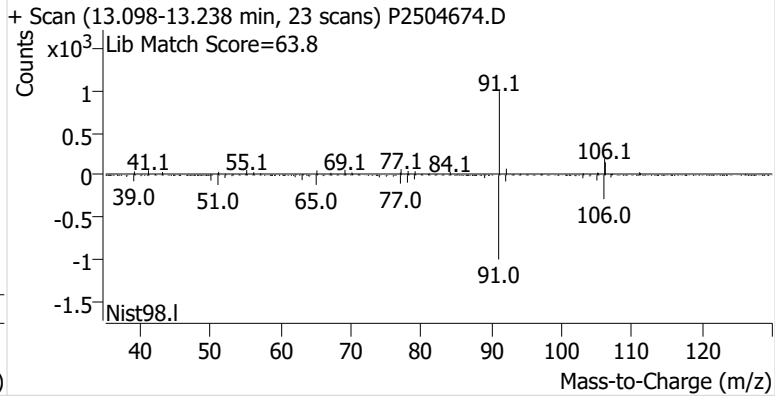

m-/p-Xylenes

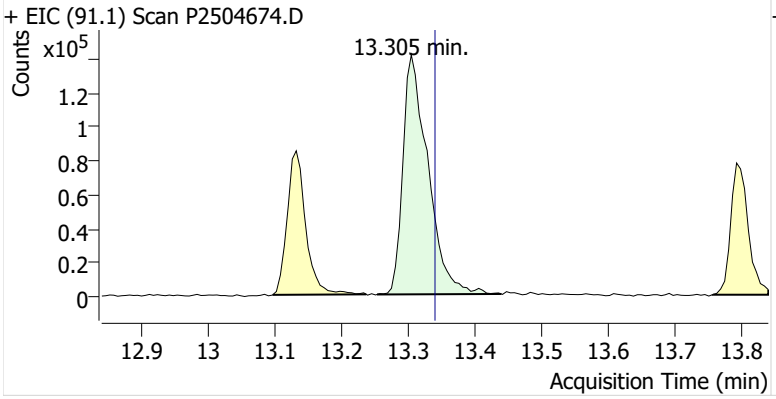

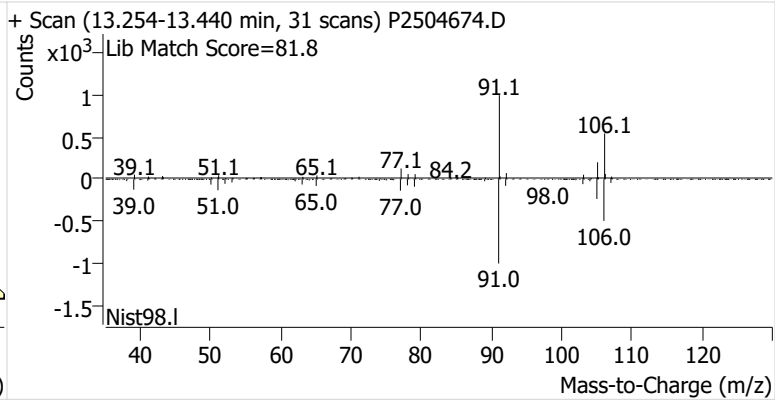

o-Xylene

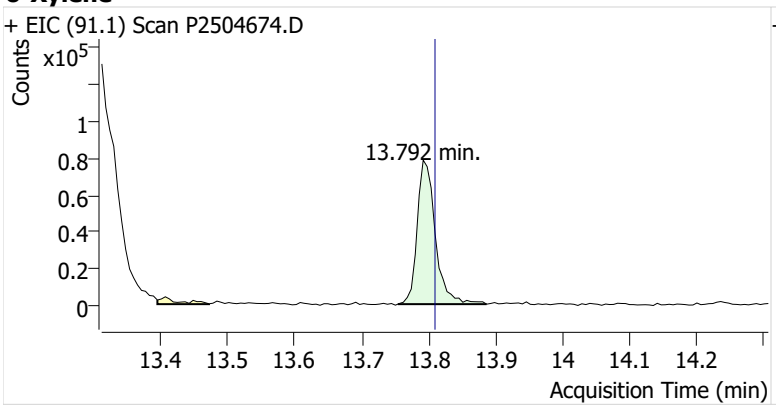
+ EIC (91.1) Scan P2504674.D
Counts
x10^5
1
0.8
0.6
0.4
0.2
0
13.792 min.
13.4
13.5
13.6
13.7
13.8
13.9
14
14.1
14.2
Acquisition Time (min)

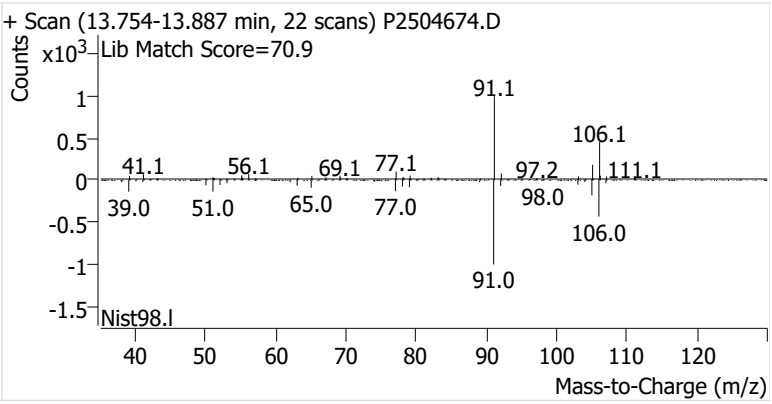
+ Scan (13.754-13.887 min, 22 scans) P2504674.D
Counts
x10^3
Lib Match Score=70.9
1
0.5
0
-0.5
-1
-1.5
91.1
106.1
41.1
56.1
69.1
77.1
97.2
111.1
39.0
51.0
65.0
77.0
98.0
106.0
91.0
Nist98.l
40
50
60
70
80
90
100
110
120
Mass-to-Charge (m/z)

Initial Calibration

Enthalpy Analytical

Company: Montrose Air Quality Services, LLC - New Jersey
Job No.: 2025FP302-1 EPA Method 325B Analysis
Client No.: PROJ-050158 Site: CITGO - South Portland Terminal

Calibration Curves

Method	Compound	Level	Cal File	Amount (ng)	Area	ISTD Amt (ng)	ISTD Area	RRF	Dev
P041125A_CC252679	Benzene	1	P2502258.D	4.96	47440	90.3	798559	1.081	0.21
P041125A_CC252679	Benzene	2	P2502259.D	9.92	81580	90.3	784474	0.946	0.056
P041125A_CC252679	Benzene	3	P2502260.D	19.85	154990	90.3	766291	0.920	0.027
P041125A_CC252679	Benzene	4	P2502261.D	39.70	307006	90.3	776135	0.900	0.0043
P041125A_CC252679	Benzene	5	P2502262.D	99.25	682063	90.3	768529	0.807	-0.099
P041125A_CC252679	Benzene	6	P2502263.D	198.49	1383026	90.3	766391	0.821	-0.084
P041125A_CC252679	Benzene	7	P2502264.D	595.47	3847989	90.3	733331	0.796	-0.11
						Avg:	770530	0.896	
						%RSD:	2.6%	11.2%	
P041125A_CC252679	Toluene	1	P2502258.D	5.37	53462	105.3	981002	1.069	0.21
P041125A_CC252679	Toluene	2	P2502259.D	10.73	93718	105.3	977723	0.940	0.061
P041125A_CC252679	Toluene	3	P2502260.D	21.46	177517	105.3	952641	0.914	0.031
P041125A_CC252679	Toluene	4	P2502261.D	42.92	366700	105.3	958584	0.938	0.058
P041125A_CC252679	Toluene	5	P2502262.D	107.31	751020	105.3	937774	0.786	-0.11
P041125A_CC252679	Toluene	6	P2502263.D	214.62	1544431	105.3	950212	0.797	-0.1
P041125A_CC252679	Toluene	7	P2502264.D	643.86	4297415	105.3	923104	0.761	-0.14
						Avg:	954434	0.887	
						%RSD:	2.2%	12.5%	
P041125A_CC252679	Ethylbenzene	1	P2502258.D	5.16	56966	105.3	981002	1.185	0.15
P041125A_CC252679	Ethylbenzene	2	P2502259.D	10.32	108870	105.3	977723	1.137	0.1
P041125A_CC252679	Ethylbenzene	3	P2502260.D	20.63	213920	105.3	952641	1.146	0.11
P041125A_CC252679	Ethylbenzene	4	P2502261.D	41.26	422263	105.3	958584	1.124	0.088
P041125A_CC252679	Ethylbenzene	5	P2502262.D	103.15	801782	105.3	937774	0.873	-0.16
P041125A_CC252679	Ethylbenzene	6	P2502263.D	206.30	1736097	105.3	950212	0.932	-0.098
P041125A_CC252679	Ethylbenzene	7	P2502264.D	618.90	4543663	105.3	923104	0.837	-0.19
						Avg:	954434	1.034	
						%RSD:	2.2%	14.2%	
P041125A_CC252679	m-/p-Xylenes	1	P2502258.D	4.87	38899	105.3	981002	0.857	0.083
P041125A_CC252679	m-/p-Xylenes	2	P2502259.D	9.74	73807	105.3	977723	0.816	0.03
P041125A_CC252679	m-/p-Xylenes	3	P2502260.D	19.48	153415	105.3	952641	0.870	0.099
P041125A_CC252679	m-/p-Xylenes	4	P2502261.D	38.97	310930	105.3	958584	0.876	0.11
P041125A_CC252679	m-/p-Xylenes	5	P2502262.D	97.42	591523	105.3	937774	0.682	-0.14
P041125A_CC252679	m-/p-Xylenes	6	P2502263.D	194.84	1339681	105.3	950212	0.762	-0.038
P041125A_CC252679	m-/p-Xylenes	7	P2502264.D	584.52	3480142	105.3	923104	0.679	-0.14
						Avg:	954434	0.792	
						%RSD:	2.2%	10.8%	
P041125A_CC252679	o-Xylene	1	P2502258.D	5.08	44039	105.3	981002	0.930	0.12
P041125A_CC252679	o-Xylene	2	P2502259.D	10.16	84765	105.3	977723	0.898	0.078
P041125A_CC252679	o-Xylene	3	P2502260.D	20.32	174712	105.3	952641	0.950	0.14

Enthalpy Analytical

Company: Montrose Air Quality Services, LLC - New Jersey
Job No.: 2025FP302-1 EPA Method 325B Analysis
Client No.: PROJ-050158 Site: CITGO - South Portland Terminal

Calibration Curves

Method	Compound	Level	Cal File	Amount (ng)	Area	ISTD Amt (ng)	ISTD Area	RRF	Dev
P041125A_CC252679	o-Xylene	4	P2502261.D	40.64	330869	105.3	958584	0.894	0.073
P041125A_CC252679	o-Xylene	5	P2502262.D	101.61	648711	105.3	937774	0.717	-0.14
P041125A_CC252679	o-Xylene	6	P2502263.D	203.21	1413541	105.3	950212	0.771	-0.075
P041125A_CC252679	o-Xylene	7	P2502264.D	609.64	3599376	105.3	923104	0.673	-0.19
						Avg:	954434	0.833	
						%RSD:	2.2%	13.3%	

Calibration Curves

Method	Compound	Level	Cal File	Amount (ng)	Area	ISTD Amt (ng)	ISTD Area	RRF	Dev
P041125A_CC252679	Benzene	ICV	P2502265.D	64.22	465786	90.3	753743	0.869	-3.0%
P041125A_CC252679	Toluene	ICV	P2502265.D	76.59	610878	105.3	957560	0.877	-1.1%
P041125A_CC252679	Ethylbenzene	ICV	P2502265.D	86.22	753297	105.3	957560	0.961	-7.1%
P041125A_CC252679	m-/p-Xylenes	ICV	P2502265.D	89.75	613496	105.3	957560	0.752	-5.1%
P041125A_CC252679	o-Xylene	ICV	P2502265.D	88.34	625434	105.3	957560	0.778	-6.6%

M325B PDF Report ver.20250630

Sample Custody

ENTHALPY
ANALYTICAL

ENTHALPY ANALYTICAL

2025FP302

EPA Method 325 A/B Field Test Data Sheet and Chain of Custody Record

Page #1 of #1

☐ Standard Turn Around Time (10 business days)
☐ Rush Turn Around Time
• All TATs Subject to Approval by Enthalpy Analytical, Inc.
• Unless otherwise specified, sample tubes will be conditioned for re-use 3 business days after submission of results

Site Name:	Citgo South Portland	Client Name:	Montrose Air
Site Address:	102 Mechanic Street	Project Number:	#031602
City:	South Portland	Project Manager:	Haig Brochu
State	Maine	Email Address:	haigbrochu@Montrose-env.com
Zip:	04106	Telephone #:	207.441.0025

PO#:
Sample Event #
Sorbent:

Location	Sample ID (Tube ID)	Sample, Blank or Duplicate	Start Date	Start Time	Stop Date	Stop Time	Deployed/ Collected by	Ave. Pressure (inHg)	Avg. Ambient Temp. (°F)
1	C 60236	S	7/1/25	900	7/15/25	920	HFB		
2	C 00836	S		910		930			
3	C 61486	S		925		945			
3	B 46073	O		925		945			
3	B 49391	B		925		945			
4	C 20465	S		935		955			
5	B 15780	S		945		1005			
6	C 24267	S		955		1015			
7	B 45024	S		1005		1025			
8	B 17520	S		1015		1035			
9	B 28072	S		1025		1050			
9	C 01495	D		1025		1050			
9	B 52720	B		1025		1050			
10	B 14090	S		1040		1100			
11	B 46939	S		1050		1110			
12	B 50602	S		1100		1120			
13	B 46127	S		1110		1130			
14	C 55381	S		1120		1140			
15	B 42747	S		1130		1150			
16	C 56820	S		1140		1200			
17	C 55705	S		1150		1210			
18	C 40159	S	7/1/25	1200	7/15/25	1220	HFB		

Relinquished By (printed):	Relinquished By (signature):	Relinquished Date:	Relinquished Time:
Haig Brochu		7/15/2025	1600
Recieved By (printed):	**Recieved By (signature):**	**Receipt Date:**	**Receipt Time:**
Ella Trainor	Ella Tr	7/23/2025	11:19 AM

Sample Condition Upon Receipt:	Compound List:	Custody Seal intact? Y/N:	Delivery tracking #
Good		Yes	
Ice Temp: / Blank Temp: 22.8 / Fluke 4		Add Custody Seal # below: 24H11420	

Comments:

This Is The Last Page Of This Report.

ENTHALPY
ANALYTICAL

CITGO – South Portland Terminal

102 Mechanic St.
South Portland, ME 04106

Sampling Event 32 CITGO - South Portland Terminal

Client Project# PROJ-050158
Samples Received: 8/4/2025

Analytical Report
2025FP303

EPA Method 325B Analysis

Report Issue Date: 8/13/2025

I certify that to the best of my knowledge all analytical data presented in this report have been checked for completeness, accuracy, errors and legibility in addition to having been conducted in accordance with approved protocol, and that all deviations and analytical problems are summarized in the appropriate narrative(s). This report shall not be reproduced except in full without approval of the laboratory. This will provide assurance that parts of the report are not taken out of context.

Amendment(s):

Signature: Brianna Berry

QA REVIEW PERFORMED BY
Brianna Berry
QA Associate I

Matt Cavanaugh
Matthew.Cavanaugh@enthalpy.com / www.enthalpy.com
O: (919) 850-4392
Enthalpy Analytical
800 Capitola Drive Suite 1 Durham, NC 27713

Table of Contents

Case Narrative . . . 3
Results . . . 6
    Summary of Results . . . 7
    Detailed Results . . . 8
QC Data . . . 12
Chromatograms . . . 15
Initial Calibration . . . 85
Sample Custody . . . 88
    Chain of Custody . . . 89

Narrative Summary

ENTHALPY
ANALYTICAL

Enthalpy Analytical Narrative Summary

Company	Montrose Air Quality Services, LLC - New Jersey
Job No.	2025FP303-1
Client ID.	PROJ-050158 Site: CITGO - South Portland Terminal

1. Custody

The samples were received at Enthalpy Analytical on August 4, 2025 at 23.1 °C, which is above the method recommended 23.0 °C. The samples were received in good condition. Prior to, during, and after analysis, the samples were kept under lock with access only to authorized personnel by Enthalpy Analytical, LLC

Table 1 - Sample Inventory

Sample ID	Tube ID	Sample Type
CGOSP-1-S-20250715	B20658	Sample
CGOSP-2-S-20250715	C43248	Sample
CGOSP-3-S-20250715	C37419	Sample
CGOSP-3-D-20250715	C16282	Duplicate
CGOSP-3-B-20250715	C40686	Blank
CGOSP-4-S-20250715	C17177	Sample
CGOSP-5-S-20250715	C34153	Sample
CGOSP-6-S-20250715	C17110	Sample
CGOSP-7-S-20250715	B42754	Sample
CGOSP-8-S-20250715	B29717	Sample
CGOSP-9-S-20250715	B44225	Sample
CGOSP-9-D-20250715	B16082	Duplicate
CGOSP-9-B-20250715	B44234	Blank
CGOSP-10-S-20250715	C00823	Sample
CGOSP-11-S-20250715	C40658	Sample
CGOSP-12-S-20250715	B52922	Sample
CGOSP-13-S-20250715	C55304	Sample
CGOSP-14-S-20250715	B15751	Sample
CGOSP-15-S-20250715	B46831	Sample
CGOSP-16-S-20250715	B27785	Sample
CGOSP-17-S-20250715	B20661	Sample
CGOSP-18-S-20250715	B27925	Sample

2. Analysis

The samples were analyzed for Benzene, Toluene, Ethylbenzene, m-/p-Xylenes, and o-Xylene using EPA Method 325B – Volatile Organic Compounds from Fugitive and Area Sources by Thermal Desorption and GC/MS. A copy of the acquisition method M325B-TD-Cryo9 is not included in this report but may be available upon request.

The sample tube media used for this sampling period was CarbopackX. All calibration standards and laboratory QC were prepared using the same media.

Enthalpy Analytical Narrative Summary

Company Job No. Client ID.	Montrose Air Quality Services, LLC - New Jersey 2025FP303-1 PROJ-050158 Site: CITGO - South Portland Terminal

3. Calibration

All BFB tune criteria have been met for this analysis.

The initial calibration (V072225B_CC185154_Cryo) met all 30% RSD criteria. The initial calibration verification met 30% difference criteria. The continuing calibration verifications met 30% difference criteria. The initial and continuing calibration raw data are not included in this report but are available upon request.

5. QC Notes

All quality control criteria required by the method and/or the laboratory SOP have been met unless noted otherwise below.

The primary sample CGOSP-9-S-20250715 (tube ID B44225) and its corresponding duplicate CGOSP-9-D-20250715 (tube ID B16082) failed to meet the 30% difference criterion for Ethylbenzene as specified by the method. All samples in the data set have been flagged “P” for Ethylbenzene to denote this failure.

6. Reporting Notes

All tubes used for this sampling period met the method criteria for number of uses; no tube exceeded 50 field uses.

As specified in EPA Method 325B, the response factor of the daily continuing calibration standard was used to quantitate all field samples and blanks.

All samples were reported as amount in ng catch, and concentration in ug/m³ and ppbv.

The results presented in this report are representative of the samples as provided to the laboratory. These analyses met the requirements of the TNI Standard. Any deviations from the requirements of the reference method or TNI Standard have been stated above.

Enthalpy Analytical, located at 800 Capitola Drive, Suite 1, Durham NC, 27713 is accredited by the Louisiana Department of Environmental Quality (LDEQ) for EPA Method 325B for all analytes included in this report under **Certificate Number 04010**.

Results

Enthalpy Analytical

Company: Montrose Air Quality Services, LLC - New Jersey
Job No.: 2025FP303-1 EPA Method 325B Analysis
Client No.: PROJ-050158 Site: CITGO - South Portland Terminal

Summary

Sample Code	Tube ID	Benzene		Toluene		Ethylbenzene		m-/p-Xylenes		o-Xylene	
		(ug/m³)	Flag	(ug/m³)	Flag	(ug/m³)	Flag	(ug/m³)	Flag	(ug/m³)	Flag
CGOSP-1-S-20250715	B20658	2.80		8.27		2.46	P	5.31		2.22	
CGOSP-2-S-20250715	C43248	1.85		5.06		1.08	P	3.21		1.26	
CGOSP-3-S-20250715	C37419	2.20		6.42		1.91	P	4.38		1.85	
CGOSP-3-D-20250715	C16282	2.21		6.25		1.47	P	4.03		1.68	
CGOSP-3-B-20250715	C40686	0.186	ND	0.240	ND	0.271	ND,P	0.271	ND	0.271	ND
CGOSP-4-S-20250715	C17177	2.53		7.69		1.79	P	4.95		1.97	
CGOSP-5-S-20250715	C34153	2.83		9.61		2.30	P	6.87		2.71	
CGOSP-6-S-20250715	C17110	3.10		10.2		2.46	P	6.56		2.58	
CGOSP-7-S-20250715	B42754	3.66		12.5		2.58	P	7.39		2.99	
CGOSP-8-S-20250715	B29717	3.79		13.7		2.99	P	7.25		2.91	
CGOSP-9-S-20250715	B44225	4.02		13.6		2.30	P	6.92		2.82	
CGOSP-9-D-20250715	B16082	4.21		14.8		3.15	P	7.29		2.98	
CGOSP-9-B-20250715	B44234	0.220	J	0.240	ND	0.271	ND,P	0.271	ND	0.271	ND
CGOSP-10-S-20250715	C00823	2.66		8.84		1.96	P	4.77		1.97	
CGOSP-11-S-20250715	C40658	2.38		7.77		2.32	P	5.18		2.47	
CGOSP-12-S-20250715	B52922	1.95		5.88		1.34	P	3.67		1.52	
CGOSP-13-S-20250715	C55304	1.69		5.23		1.16	P	3.45		1.31	
CGOSP-14-S-20250715	B15751	1.96		6.16		1.59	P	3.66		1.47	
CGOSP-15-S-20250715	B46831	1.79		5.60		1.25	P	3.41		1.34	
CGOSP-16-S-20250715	B27785	3.18		6.99		1.30	P	3.43		1.31	
CGOSP-17-S-20250715	B20661	2.79		6.86		1.30	P	3.35		1.31	
CGOSP-18-S-20250715	B27925	5.53		11.0		1.66	P	4.82		1.87	

J: Estimated Value - The analyte was detected between the Method Detection Limit and Reporting Limit
ND: The analyte was not present above the Method Detection Limit
P: Field duplicate(s) exceed 30%RPD

Enthalpy Analytical

Company: Montrose Air Quality Services, LLC - New Jersey
Job No.: 2025FP303-1 EPA Method 325B Analysis
Client No.: PROJ-050158 Site: CITGO - South Portland Terminal

Benzene

Sample Code	Tube ID	Conc (ug/m³)	Conc (ppbv)	Calc Amt (ng)	Temp (°F)	Uptake Rate (mL/min	Sample Time (min)	LOD (ug/m³)	LOQ (ug/m³)	LOD (ppbv)	LOQ (ppbv)	Flags	Data File	Inj DateTime	CCV RRF	Ret Time (min)	Target Area	ISTD Area	ISTD Amt	ISTD RT	ISTD Change
CGOSP-1-S-20250715	B20658	2.80	0.878	37.6	71.3	0.666	20145	0.186	0.447	0.0583	0.140		V2504641.D	2025-08-06 16:33	0.892	15.956	386339	1039340	90.3	15.901	-11.4%
CGOSP-2-S-20250715	C43248	1.85	0.581	24.9	71.3	0.666	20145	0.186	0.447	0.0583	0.140		V2504642.D	2025-08-06 17:13	0.892	15.962	259368	1055333	90.3	15.907	-10.0%
CGOSP-3-S-20250715	C37419	2.20	0.690	29.6	71.3	0.666	20145	0.186	0.447	0.0583	0.140		V2504643.D	2025-08-06 17:54	0.892	15.956	307509	1052771	90.3	15.901	-10.2%
CGOSP-3-D-20250715	C16282	2.21	0.692	29.7	71.3	0.666	20145	0.186	0.447	0.0583	0.140		V2504644.D	2025-08-06 18:35	0.892	15.956	309000	1054355	90.3	15.901	-10.1%
CGOSP-3-B-20250715	C40686	0.186	0.0583		71.3	0.666	20145	0.186	0.447	0.0583	0.140	ND	V2504639.D	2025-08-06 15:11	0.892	15.956	9164	1063360	90.3	15.901	-9.3%
CGOSP-4-S-20250715	C17177	2.53	0.792	34.0	71.3	0.666	20145	0.186	0.447	0.0583	0.140		V2504645.D	2025-08-06 19:16	0.892	15.956	359016	1070439	90.3	15.901	-8.7%
CGOSP-5-S-20250715	C34153	2.83	0.886	38.0	71.3	0.666	20145	0.186	0.447	0.0583	0.140		V2504646.D	2025-08-06 19:56	0.892	15.962	395278	1053722	90.3	15.901	-10.1%
CGOSP-6-S-20250715	C17110	3.10	0.971	41.6	71.3	0.666	20145	0.186	0.447	0.0583	0.140		V2504647.D	2025-08-06 20:37	0.892	15.956	436283	1061945	90.3	15.901	-9.4%
CGOSP-7-S-20250715	B42754	3.66	1.15	49.2	71.3	0.666	20145	0.186	0.447	0.0583	0.140		V2504648.D	2025-08-06 21:17	0.892	15.962	509290	1048700	90.3	15.901	-10.6%
CGOSP-8-S-20250715	B29717	3.79	1.19	50.9	71.3	0.666	20145	0.186	0.447	0.0583	0.140		V2504649.D	2025-08-06 21:58	0.892	15.956	531533	1057255	90.3	15.901	-9.8%
CGOSP-9-S-20250715	B44225	4.02	1.26	53.9	71.3	0.666	20140	0.186	0.447	0.0583	0.140		V2504650.D	2025-08-06 22:38	0.892	15.956	562620	1056354	90.3	15.901	-9.9%
CGOSP-9-D-20250715	B16082	4.21	1.32	56.5	71.3	0.666	20140	0.186	0.447	0.0583	0.140		V2504652.D	2025-08-06 23:59	0.892	15.962	590430	1057317	90.3	15.901	-9.8%
CGOSP-9-B-20250715	B44234	0.220	0.0688	2.95	71.3	0.666	20140	0.186	0.447	0.0583	0.140	J	V2504640.D	2025-08-06 15:52	0.892	15.956	31339	1076743	90.3	15.901	-8.2%
CGOSP-10-S-20250715	C00823	2.66	0.834	35.7	71.3	0.666	20140	0.186	0.447	0.0583	0.140		V2504653.D	2025-08-07 00:39	0.892	15.962	366802	1039617	90.3	15.901	-11.4%
CGOSP-11-S-20250715	C40658	2.38	0.745	31.9	71.3	0.666	20140	0.186	0.447	0.0583	0.140		V2504654.D	2025-08-07 01:20	0.892	15.956	330077	1046707	90.3	15.901	-10.7%
CGOSP-12-S-20250715	B52922	1.95	0.610	26.2	71.3	0.666	20140	0.186	0.447	0.0583	0.140		V2504655.D	2025-08-07 02:00	0.892	15.962	273018	1056670	90.3	15.907	-9.9%
CGOSP-13-S-20250715	C55304	1.69	0.529	22.7	71.3	0.666	20140	0.186	0.447	0.0583	0.140		V2504656.D	2025-08-07 02:40	0.892	15.962	234430	1047827	90.3	15.907	-10.7%
CGOSP-14-S-20250715	B15751	1.96	0.613	26.3	71.3	0.666	20140	0.186	0.447	0.0583	0.140		V2504657.D	2025-08-07 03:20	0.892	15.962	275647	1062298	90.3	15.907	-9.4%
CGOSP-15-S-20250715	B46831	1.79	0.561	24.0	71.3	0.666	20140	0.186	0.447	0.0583	0.140		V2504658.D	2025-08-07 04:02	0.892	15.962	256542	1081075	90.3	15.907	-7.8%
CGOSP-16-S-20250715	B27785	3.18	0.997	42.7	71.3	0.666	20140	0.186	0.447	0.0583	0.140		V2504659.D	2025-08-07 04:44	0.892	15.962	442140	1048107	90.3	15.907	-10.6%
CGOSP-17-S-20250715	B20661	2.79	0.875	37.5	71.3	0.666	20140	0.186	0.447	0.0583	0.140		V2504660.D	2025-08-07 05:26	0.892	15.962	390800	1054867	90.3	15.907	-10.1%
CGOSP-18-S-20250715	B27925	5.53	1.73	74.2	71.3	0.666	20140	0.186	0.447	0.0583	0.140		V2504661.D	2025-08-07 06:07	0.892	15.962	768811	1048805	90.3	15.907	-10.6%

Toluene

Sample Code	Tube ID	Conc (ug/m³)	Conc (ppbv)	Calc Amt (ng)	Temp (°F)	Uptake Rate (mL/min	Sample Time (min)	LOD (ug/m³)	LOQ (ug/m³)	LOD (ppbv)	LOQ (ppbv)	Flags	Data File	Inj DateTime	CCV RRF	Ret Time (min)	Target Area	ISTD Area	ISTD Amt	ISTD RT	ISTD Change
CGOSP-1-S-20250715	B20658	8.27	2.20	86.2	71.3	0.517	20145	0.240	0.506	0.0637	0.134		V2504641.D	2025-08-06 16:33	0.967	18.569	882960	1115400	105.3	18.483	-10.2%
CGOSP-2-S-20250715	C43248	5.06	1.34	52.8	71.3	0.517	20145	0.240	0.506	0.0637	0.134		V2504642.D	2025-08-06 17:13	0.967	18.575	539576	1113218	105.3	18.483	-10.4%
CGOSP-3-S-20250715	C37419	6.42	1.70	66.9	71.3	0.517	20145	0.240	0.506	0.0637	0.134		V2504643.D	2025-08-06 17:54	0.967	18.575	689737	1122548	105.3	18.483	-9.6%
CGOSP-3-D-20250715	C16282	6.25	1.66	65.2	71.3	0.517	20145	0.240	0.506	0.0637	0.134		V2504644.D	2025-08-06 18:35	0.967	18.569	665060	1110969	105.3	18.483	-10.6%
CGOSP-3-B-20250715	C40686	0.240	0.0637		71.3	0.517	20145	0.240	0.506	0.0637	0.134	ND	V2504639.D	2025-08-06 15:11	0.967	18.569	15058	1125935	105.3	18.483	-9.4%
CGOSP-4-S-20250715	C17177	7.69	2.04	80.1	71.3	0.517	20145	0.240	0.506	0.0637	0.134		V2504645.D	2025-08-06 19:16	0.967	18.575	819668	1113851	105.3	18.483	-10.3%
CGOSP-5-S-20250715	C34153	9.61	2.55	100	71.3	0.517	20145	0.240	0.506	0.0637	0.134		V2504646.D	2025-08-06 19:56	0.967	18.575	1019014	1108088	105.3	18.483	-10.8%
CGOSP-6-S-20250715	C17110	10.2	2.72	107	71.3	0.517	20145	0.240	0.506	0.0637	0.134		V2504647.D	2025-08-06 20:37	0.967	18.568	1102448	1126077	105.3	18.483	-9.3%
CGOSP-7-S-20250715	B42754	12.5	3.33	131	71.3	0.517	20145	0.240	0.506	0.0637	0.134		V2504648.D	2025-08-06 21:17	0.967	18.575	1337633	1115261	105.3	18.483	-10.2%
CGOSP-8-S-20250715	B29717	13.7	3.64	143	71.3	0.517	20145	0.240	0.506	0.0637	0.134		V2504649.D	2025-08-06 21:58	0.967	18.575	1453414	1107538	105.3	18.483	-10.8%
CGOSP-9-S-20250715	B44225	13.6	3.60	141	71.3	0.517	20140	0.240	0.506	0.0637	0.134		V2504650.D	2025-08-06 22:38	0.967	18.569	1442653	1112096	105.3	18.483	-10.5%
CGOSP-9-D-20250715	B16082	14.8	3.92	154	71.3	0.517	20140	0.240	0.506	0.0637	0.134		V2504652.D	2025-08-06 23:59	0.967	18.575	1573822	1113050	105.3	18.483	-10.4%
CGOSP-9-B-20250715	B44234	0.240	0.0637		71.3	0.517	20140	0.240	0.506	0.0637	0.134	ND	V2504640.D	2025-08-06 15:52	0.967	18.575	15660	1130783	105.3	18.483	-9.0%
CGOSP-10-S-20250715	C00823	8.84	2.35	92.1	71.3	0.517	20140	0.240	0.506	0.0637	0.134		V2504653.D	2025-08-07 00:39	0.967	18.574	938666	1109689	105.3	18.483	-10.7%
CGOSP-11-S-20250715	C40658	7.77	2.06	81.0	71.3	0.517	20140	0.240	0.506	0.0637	0.134		V2504654.D	2025-08-07 01:20	0.967	18.575	833188	1120247	105.3	18.483	-9.8%

Enthalpy Analytical

Company: Montrose Air Quality Services, LLC - New Jersey
Job No.: 2025FP303-1 EPA Method 325B Analysis
Client No.: PROJ-050158 Site: CITGO - South Portland Terminal

Toluene

Sample Code	Tube ID	Conc (ug/m³)	Conc (ppbv)	Calc Amt (ng)	Temp (°F)	Uptake Rate (mL/min	Sample Time (min)	LOD (ug/m³)	LOQ (ug/m³)	LOD (ppbv)	LOQ (ppbv)	Flags	Data File	Inj DateTime	CCV RRF	Ret Time (min)	Target Area	ISTD Area	ISTD Amt	ISTD RT	ISTD Change
CGOSP-12-S-20250715	B52922	5.88	1.56	61.2	71.3	0.517	20140	0.240	0.506	0.0637	0.134		V2504655.D	2025-08-07 02:00	0.967	18.575	638239	1134609	105.3	18.483	-8.7%
CGOSP-13-S-20250715	C55304	5.23	1.39	54.5	71.3	0.517	20140	0.240	0.506	0.0637	0.134		V2504656.D	2025-08-07 02:40	0.967	18.575	554037	1107169	105.3	18.483	-10.9%
CGOSP-14-S-20250715	B15751	6.16	1.64	64.2	71.3	0.517	20140	0.240	0.506	0.0637	0.134		V2504657.D	2025-08-07 03:20	0.967	18.574	663259	1124917	105.3	18.483	-9.4%
CGOSP-15-S-20250715	B46831	5.60	1.49	58.3	71.3	0.517	20140	0.240	0.506	0.0637	0.134		V2504658.D	2025-08-07 04:02	0.967	18.575	611788	1141994	105.3	18.489	-8.1%
CGOSP-16-S-20250715	B27785	6.99	1.86	72.9	71.3	0.517	20140	0.240	0.506	0.0637	0.134		V2504659.D	2025-08-07 04:44	0.967	18.575	747707	1116961	105.3	18.483	-10.1%
CGOSP-17-S-20250715	B20661	6.86	1.82	71.5	71.3	0.517	20140	0.240	0.506	0.0637	0.134		V2504660.D	2025-08-07 05:26	0.967	18.575	739017	1125428	105.3	18.483	-9.4%
CGOSP-18-S-20250715	B27925	11.0	2.91	114	71.3	0.517	20140	0.240	0.506	0.0637	0.134		V2504661.D	2025-08-07 06:07	0.967	18.575	1174642	1119901	105.3	18.483	-9.8%

Ethylbenzene

Sample Code	Tube ID	Conc (ug/m³)	Conc (ppbv)	Calc Amt (ng)	Temp (°F)	Uptake Rate (mL/min	Sample Time (min)	LOD (ug/m³)	LOQ (ug/m³)	LOD (ppbv)	LOQ (ppbv)	Flags	Data File	Inj DateTime	CCV RRF	Ret Time (min)	Target Area	ISTD Area	ISTD Amt	ISTD RT	ISTD Change
CGOSP-1-S-20250715	B20658	2.46	0.567	22.7	71.3	0.458	20145	0.271	0.594	0.0625	0.137	P	V2504641.D	2025-08-06 16:33	1.042	20.636	250247	1115400	105.3	18.483	-10.2%
CGOSP-2-S-20250715	C43248	1.08	0.248	9.93	71.3	0.458	20145	0.271	0.594	0.0625	0.137	P	V2504642.D	2025-08-06 17:13	1.042	20.636	109475	1113218	105.3	18.483	-10.4%
CGOSP-3-S-20250715	C37419	1.91	0.441	17.6	71.3	0.458	20145	0.271	0.594	0.0625	0.137	P	V2504643.D	2025-08-06 17:54	1.042	20.636	196122	1122548	105.3	18.483	-9.6%
CGOSP-3-D-20250715	C16282	1.47	0.340	13.6	71.3	0.458	20145	0.271	0.594	0.0625	0.137	P	V2504644.D	2025-08-06 18:35	1.042	20.636	149531	1110969	105.3	18.483	-10.6%
CGOSP-3-B-20250715	C40686	0.271	0.0625		71.3	0.458	20145	0.271	0.594	0.0625	0.137	ND,P	V2504639.D	2025-08-06 15:11	1.042	20.636	4967	1125935	105.3	18.483	-9.4%
CGOSP-4-S-20250715	C17177	1.79	0.412	16.5	71.3	0.458	20145	0.271	0.594	0.0625	0.137	P	V2504645.D	2025-08-06 19:16	1.042	20.636	181603	1113851	105.3	18.483	-10.3%
CGOSP-5-S-20250715	C34153	2.30	0.531	21.2	71.3	0.458	20145	0.271	0.594	0.0625	0.137	P	V2504646.D	2025-08-06 19:56	1.042	20.636	233067	1108088	105.3	18.483	-10.8%
CGOSP-6-S-20250715	C17110	2.46	0.567	22.7	71.3	0.458	20145	0.271	0.594	0.0625	0.137	P	V2504647.D	2025-08-06 20:37	1.042	20.636	252824	1126077	105.3	18.483	-9.3%
CGOSP-7-S-20250715	B42754	2.58	0.595	23.8	71.3	0.458	20145	0.271	0.594	0.0625	0.137	P	V2504648.D	2025-08-06 21:17	1.042	20.636	262881	1115261	105.3	18.483	-10.2%
CGOSP-8-S-20250715	B29717	2.99	0.688	27.5	71.3	0.458	20145	0.271	0.594	0.0625	0.137	P	V2504649.D	2025-08-06 21:58	1.042	20.636	301789	1107538	105.3	18.483	-10.8%
CGOSP-9-S-20250715	B44225	2.30	0.530	21.2	71.3	0.458	20140	0.271	0.594	0.0625	0.137	P	V2504650.D	2025-08-06 22:38	1.042	20.636	233285	1112096	105.3	18.483	-10.5%
CGOSP-9-D-20250715	B16082	3.15	0.726	29.0	71.3	0.458	20140	0.271	0.594	0.0625	0.137	P	V2504652.D	2025-08-06 23:59	1.042	20.636	319934	1113050	105.3	18.483	-10.4%
CGOSP-9-B-20250715	B44234	0.271	0.0625		71.3	0.458	20140	0.271	0.594	0.0625	0.137	ND,P	V2504640.D	2025-08-06 15:52	1.042	20.642	3636	1130783	105.3	18.483	-9.0%
CGOSP-10-S-20250715	C00823	1.96	0.452	18.1	71.3	0.458	20140	0.271	0.594	0.0625	0.137	P	V2504653.D	2025-08-07 00:39	1.042	20.636	198792	1109689	105.3	18.483	-10.7%
CGOSP-11-S-20250715	C40658	2.32	0.534	21.4	71.3	0.458	20140	0.271	0.594	0.0625	0.137	P	V2504654.D	2025-08-07 01:20	1.042	20.636	236825	1120247	105.3	18.483	-9.8%
CGOSP-12-S-20250715	B52922	1.34	0.308	12.3	71.3	0.458	20140	0.271	0.594	0.0625	0.137	P	V2504655.D	2025-08-07 02:00	1.042	20.636	138529	1134609	105.3	18.483	-8.7%
CGOSP-13-S-20250715	C55304	1.16	0.268	10.7	71.3	0.458	20140	0.271	0.594	0.0625	0.137	P	V2504656.D	2025-08-07 02:40	1.042	20.636	117600	1107169	105.3	18.483	-10.9%
CGOSP-14-S-20250715	B15751	1.59	0.367	14.7	71.3	0.458	20140	0.271	0.594	0.0625	0.137	P	V2504657.D	2025-08-07 03:20	1.042	20.636	163400	1124917	105.3	18.483	-9.4%
CGOSP-15-S-20250715	B46831	1.25	0.288	11.5	71.3	0.458	20140	0.271	0.594	0.0625	0.137	P	V2504658.D	2025-08-07 04:02	1.042	20.636	130277	1141994	105.3	18.489	-8.1%
CGOSP-16-S-20250715	B27785	1.30	0.301	12.0	71.3	0.458	20140	0.271	0.594	0.0625	0.137	P	V2504659.D	2025-08-07 04:44	1.042	20.636	132957	1116961	105.3	18.483	-10.1%
CGOSP-17-S-20250715	B20661	1.30	0.299	12.0	71.3	0.458	20140	0.271	0.594	0.0625	0.137	P	V2504660.D	2025-08-07 05:26	1.042	20.642	133337	1125428	105.3	18.483	-9.4%
CGOSP-18-S-20250715	B27925	1.66	0.383	15.3	71.3	0.458	20140	0.271	0.594	0.0625	0.137	P	V2504661.D	2025-08-07 06:07	1.042	20.636	169912	1119901	105.3	18.483	-9.8%

m-/p-Xylenes

Sample Code	Tube ID	Conc (ug/m³)	Conc (ppbv)	Calc Amt (ng)	Temp (°F)	Uptake Rate (mL/min	Sample Time (min)	LOD (ug/m³)	LOQ (ug/m³)	LOD (ppbv)	LOQ (ppbv)	Flags	Data File	Inj DateTime	CCV RRF	Ret Time (min)	Target Area	ISTD Area	ISTD Amt	ISTD RT	ISTD Change
CGOSP-1-S-20250715	B20658	5.31	1.22	49.0	71.3	0.458	20145	0.271	0.666	0.0625	0.153		V2504641.D	2025-08-06 16:33	0.821	20.802	426095	1115400	105.3	18.483	-10.2%
CGOSP-2-S-20250715	C43248	3.21	0.740	29.6	71.3	0.458	20145	0.271	0.666	0.0625	0.153		V2504642.D	2025-08-06 17:13	0.821	20.802	256875	1113218	105.3	18.483	-10.4%
CGOSP-3-S-20250715	C37419	4.38	1.01	40.4	71.3	0.458	20145	0.271	0.666	0.0625	0.153		V2504643.D	2025-08-06 17:54	0.821	20.801	353720	1122548	105.3	18.483	-9.6%
CGOSP-3-D-20250715	C16282	4.03	0.929	37.2	71.3	0.458	20145	0.271	0.666	0.0625	0.153		V2504644.D	2025-08-06 18:35	0.821	20.802	322046	1110969	105.3	18.483	-10.6%

Enthalpy Analytical

Company: Montrose Air Quality Services, LLC - New Jersey
Job No.: 2025FP303-1 EPA Method 325B Analysis
Client No.: PROJ-050158 Site: CITGO - South Portland Terminal

m-/p-Xylenes

Sample Code	Tube ID	Conc (ug/m³)	Conc (ppbv)	Calc Amt (ng)	Temp (°F)	Uptake Rate (mL/min	Sample Time (min)	LOD (ug/m³)	LOQ (ug/m³)	LOD (ppbv)	LOQ (ppbv)	Flags	Data File	Inj DateTime	CCV RRF	Ret Time (min)	Target Area	ISTD Area	ISTD Amt	ISTD RT	ISTD Change
CGOSP-3-B-20250715	C40686	0.271	0.0625		71.3	0.458	20145	0.271	0.666	0.0625	0.153	ND	V2504639.D	2025-08-06 15:11	0.821	20.802	4773	1125935	105.3	18.483	-9.4%
CGOSP-4-S-20250715	C17177	4.95	1.14	45.6	71.3	0.458	20145	0.271	0.666	0.0625	0.153		V2504645.D	2025-08-06 19:16	0.821	20.802	396361	1113851	105.3	18.483	-10.3%
CGOSP-5-S-20250715	C34153	6.87	1.58	63.3	71.3	0.458	20145	0.271	0.666	0.0625	0.153		V2504646.D	2025-08-06 19:56	0.821	20.801	547191	1108088	105.3	18.483	-10.8%
CGOSP-6-S-20250715	C17110	6.56	1.51	60.5	71.3	0.458	20145	0.271	0.666	0.0625	0.153		V2504647.D	2025-08-06 20:37	0.821	20.801	531322	1126077	105.3	18.483	-9.3%
CGOSP-7-S-20250715	B42754	7.39	1.70	68.1	71.3	0.458	20145	0.271	0.666	0.0625	0.153		V2504648.D	2025-08-06 21:17	0.821	20.802	592292	1115261	105.3	18.483	-10.2%
CGOSP-8-S-20250715	B29717	7.25	1.67	66.8	71.3	0.458	20145	0.271	0.666	0.0625	0.153		V2504649.D	2025-08-06 21:58	0.821	20.801	577027	1107538	105.3	18.483	-10.8%
CGOSP-9-S-20250715	B44225	6.92	1.59	63.8	71.3	0.458	20140	0.271	0.666	0.0625	0.153		V2504650.D	2025-08-06 22:38	0.821	20.802	553198	1112096	105.3	18.483	-10.5%
CGOSP-9-D-20250715	B16082	7.29	1.68	67.2	71.3	0.458	20140	0.271	0.666	0.0625	0.153		V2504652.D	2025-08-06 23:59	0.821	20.801	583411	1113050	105.3	18.483	-10.4%
CGOSP-9-B-20250715	B44234	0.271	0.0625		71.3	0.458	20140	0.271	0.666	0.0625	0.153	ND	V2504640.D	2025-08-06 15:52	0.821	20.801	3306	1130783	105.3	18.483	-9.0%
CGOSP-10-S-20250715	C00823	4.77	1.10	43.9	71.3	0.458	20140	0.271	0.666	0.0625	0.153		V2504653.D	2025-08-07 00:39	0.821	20.801	380343	1109689	105.3	18.483	-10.7%
CGOSP-11-S-20250715	C40658	5.18	1.19	47.8	71.3	0.458	20140	0.271	0.666	0.0625	0.153		V2504654.D	2025-08-07 01:20	0.821	20.802	417295	1120247	105.3	18.483	-9.8%
CGOSP-12-S-20250715	B52922	3.67	0.846	33.8	71.3	0.458	20140	0.271	0.666	0.0625	0.153		V2504655.D	2025-08-07 02:00	0.821	20.802	299284	1134609	105.3	18.483	-8.7%
CGOSP-13-S-20250715	C55304	3.45	0.796	31.8	71.3	0.458	20140	0.271	0.666	0.0625	0.153		V2504656.D	2025-08-07 02:40	0.821	20.801	274761	1107169	105.3	18.483	-10.9%
CGOSP-14-S-20250715	B15751	3.66	0.843	33.7	71.3	0.458	20140	0.271	0.666	0.0625	0.153		V2504657.D	2025-08-07 03:20	0.821	20.801	295724	1124917	105.3	18.483	-9.4%
CGOSP-15-S-20250715	B46831	3.41	0.787	31.5	71.3	0.458	20140	0.271	0.666	0.0625	0.153		V2504658.D	2025-08-07 04:02	0.821	20.808	280167	1141994	105.3	18.489	-8.1%
CGOSP-16-S-20250715	B27785	3.43	0.791	31.6	71.3	0.458	20140	0.271	0.666	0.0625	0.153		V2504659.D	2025-08-07 04:44	0.821	20.808	275648	1116961	105.3	18.483	-10.1%
CGOSP-17-S-20250715	B20661	3.35	0.771	30.9	71.3	0.458	20140	0.271	0.666	0.0625	0.153		V2504660.D	2025-08-07 05:26	0.821	20.808	270834	1125428	105.3	18.483	-9.4%
CGOSP-18-S-20250715	B27925	4.82	1.11	44.5	71.3	0.458	20140	0.271	0.666	0.0625	0.153		V2504661.D	2025-08-07 06:07	0.821	20.808	388372	1119901	105.3	18.483	-9.8%

o-Xylene

Sample Code	Tube ID	Conc (ug/m³)	Conc (ppbv)	Calc Amt (ng)	Temp (°F)	Uptake Rate (mL/min	Sample Time (min)	LOD (ug/m³)	LOQ (ug/m³)	LOD (ppbv)	LOQ (ppbv)	Flags	Data File	Inj DateTime	CCV RRF	Ret Time (min)	Target Area	ISTD Area	ISTD Amt	ISTD RT	ISTD Change
CGOSP-1-S-20250715	B20658	2.22	0.511	20.4	71.3	0.458	20145	0.271	0.619	0.0625	0.143		V2504641.D	2025-08-06 16:33	0.819	21.279	177358	1115400	105.3	18.483	-10.2%
CGOSP-2-S-20250715	C43248	1.26	0.291	11.6	71.3	0.458	20145	0.271	0.619	0.0625	0.143		V2504642.D	2025-08-06 17:13	0.819	21.285	100647	1113218	105.3	18.483	-10.4%
CGOSP-3-S-20250715	C37419	1.85	0.427	17.1	71.3	0.458	20145	0.271	0.619	0.0625	0.143		V2504643.D	2025-08-06 17:54	0.819	21.285	149080	1122548	105.3	18.483	-9.6%
CGOSP-3-D-20250715	C16282	1.68	0.388	15.5	71.3	0.458	20145	0.271	0.619	0.0625	0.143		V2504644.D	2025-08-06 18:35	0.819	21.279	134067	1110969	105.3	18.483	-10.6%
CGOSP-3-B-20250715	C40686	0.271	0.0625		71.3	0.458	20145	0.271	0.619	0.0625	0.143	ND	V2504639.D	2025-08-06 15:11	0.819	21.279	2841	1125935	105.3	18.483	-9.4%
CGOSP-4-S-20250715	C17177	1.97	0.453	18.1	71.3	0.458	20145	0.271	0.619	0.0625	0.143		V2504645.D	2025-08-06 19:16	0.819	21.279	157132	1113851	105.3	18.483	-10.3%
CGOSP-5-S-20250715	C34153	2.71	0.625	25.0	71.3	0.458	20145	0.271	0.619	0.0625	0.143		V2504646.D	2025-08-06 19:56	0.819	21.279	215450	1108088	105.3	18.483	-10.8%
CGOSP-6-S-20250715	C17110	2.58	0.596	23.8	71.3	0.458	20145	0.271	0.619	0.0625	0.143		V2504647.D	2025-08-06 20:37	0.819	21.279	208756	1126077	105.3	18.483	-9.3%
CGOSP-7-S-20250715	B42754	2.99	0.688	27.5	71.3	0.458	20145	0.271	0.619	0.0625	0.143		V2504648.D	2025-08-06 21:17	0.819	21.279	238884	1115261	105.3	18.483	-10.2%
CGOSP-8-S-20250715	B29717	2.91	0.672	26.9	71.3	0.458	20145	0.271	0.619	0.0625	0.143		V2504649.D	2025-08-06 21:58	0.819	21.279	231518	1107538	105.3	18.483	-10.8%
CGOSP-9-S-20250715	B44225	2.82	0.649	26.0	71.3	0.458	20140	0.271	0.619	0.0625	0.143		V2504650.D	2025-08-06 22:38	0.819	21.279	224610	1112096	105.3	18.483	-10.5%
CGOSP-9-D-20250715	B16082	2.98	0.687	27.5	71.3	0.458	20140	0.271	0.619	0.0625	0.143		V2504652.D	2025-08-06 23:59	0.819	21.279	238032	1113050	105.3	18.483	-10.4%
CGOSP-9-B-20250715	B44234	0.271	0.0625		71.3	0.458	20140	0.271	0.619	0.0625	0.143	ND	V2504640.D	2025-08-06 15:52	0.819	21.279	1900	1130783	105.3	18.483	-9.0%
CGOSP-10-S-20250715	C00823	1.97	0.453	18.1	71.3	0.458	20140	0.271	0.619	0.0625	0.143		V2504653.D	2025-08-07 00:39	0.819	21.285	156418	1109689	105.3	18.483	-10.7%
CGOSP-11-S-20250715	C40658	2.47	0.569	22.8	71.3	0.458	20140	0.271	0.619	0.0625	0.143		V2504654.D	2025-08-07 01:20	0.819	21.285	198337	1120247	105.3	18.483	-9.8%
CGOSP-12-S-20250715	B52922	1.52	0.351	14.0	71.3	0.458	20140	0.271	0.619	0.0625	0.143		V2504655.D	2025-08-07 02:00	0.819	21.285	123972	1134609	105.3	18.483	-8.7%
CGOSP-13-S-20250715	C55304	1.31	0.303	12.1	71.3	0.458	20140	0.271	0.619	0.0625	0.143		V2504656.D	2025-08-07 02:40	0.819	21.285	104307	1107169	105.3	18.483	-10.9%
CGOSP-14-S-20250715	B15751	1.47	0.338	13.5	71.3	0.458	20140	0.271	0.619	0.0625	0.143		V2504657.D	2025-08-07 03:20	0.819	21.285	118395	1124917	105.3	18.483	-9.4%
CGOSP-15-S-20250715	B46831	1.34	0.310	12.4	71.3	0.458	20140	0.271	0.619	0.0625	0.143		V2504658.D	2025-08-07 04:02	0.819	21.285	110044	1141994	105.3	18.489	-8.1%

Enthalpy Analytical

Company: Montrose Air Quality Services, LLC - New Jersey

Job No.: 2025FP303-1 EPA Method 325B Analysis

Client No.: PROJ-050158 Site: CITGO - South Portland Terminal

o-Xylene

Sample Code	Tube ID	Conc (ug/m³)	Conc (ppbv)	Calc Amt (ng)	Temp (°F)	Uptake Rate (mL/min	Sample Time (min)	LOD (ug/m³)	LOQ (ug/m³)	LOD (ppbv)	LOQ (ppbv)	Flags	Data File	Inj DateTime	CCV RRF	Ret Time (min)	Target Area	ISTD Area	ISTD Amt	ISTD RT	ISTD Change
CGOSP-16-S-20250715	B27785	1.31	0.301	12.0	71.3	0.458	20140	0.271	0.619	0.0625	0.143		V2504659.D	2025-08-07 04:44	0.819	21.285	104714	1116961	105.3	18.483	-10.1%
CGOSP-17-S-20250715	B20661	1.31	0.302	12.1	71.3	0.458	20140	0.271	0.619	0.0625	0.143		V2504660.D	2025-08-07 05:26	0.819	21.285	105849	1125428	105.3	18.483	-9.4%
CGOSP-18-S-20250715	B27925	1.87	0.430	17.2	71.3	0.458	20140	0.271	0.619	0.0625	0.143		V2504661.D	2025-08-07 06:07	0.819	21.285	149845	1119901	105.3	18.483	-9.8%

J: Estimated Value - The analyte was detected between the Method Detection Limit and Reporting Limit
ND: The analyte was not present above the Method Detection Limit
P: Field duplicate(s) exceed 30%RPD

QC Data

Enthalpy Analytical

Company: Montrose Air Quality Services, LLC - New Jersey
Job No.: 2025FP303-1 EPA Method 325B Analysis
Client No.: PROJ-050158 Site: CITGO - South Portland Terminal

QC Samples

Field Sample Type	Sample Code	Benzene		Toluene		Ethylbenzene		m-/p-Xylenes		o-Xylene	
Blanks (ug/m³)	CGOSP-3-B-20250715	ND	Pass	ND	Pass	ND	Pass	ND	Pass	ND	Pass
	CGOSP-9-B-20250715	0.220	Pass	ND	Pass	ND	Pass	ND	Pass	ND	Pass
Duplicates (difference)	CGOSP-3-D-20250715	0.33%	Pass	2.6%	Pass	26%	Pass	8.3%	Pass	9.6%	Pass
	CGOSP-9-D-20250715	4.7%	Pass	8.6%	Pass	31%	Fail	5.2%	Pass	5.7%	Pass

Enthalpy Analytical

Company: Montrose Air Quality Services, LLC - New Jersey
Job No.: 2025FP303-1 EPA Method 325B Analysis
Client No.: PROJ-050158 Site: CITGO - South Portland Terminal

Benzene Calibration and Blanks

Sample Code	Data File	Tube ID	Type	RRF	ICAL RRF	Last CCV RRF	RRF Change	ISTD Change vs ICal	ISTD Change vs Concal	Pass/ Fail	Flags
M325B CCV 5	V2504637.D	C37473	Cal	0.892	0.923	0.892	-3.4%	14%		Pass	
2025FP303 Method Blank-1	V2504638.D	B25056	Blank		0.923	0.892			-9.6%	Pass	ND
M325B CCV 5 REC	V2504651.D	C70527	Check	0.960	0.923	0.892	4.0%		-11%	Pass	
M325B CCV 5 REC	V2504662.D	C71481	Check	0.953	0.923	0.892	3.2%		-8.6%	Pass	

Toluene Calibration and Blanks

Sample Code	Data File	Tube ID	Type	RRF	ICAL RRF	Last CCV RRF	RRF Change	ISTD Change vs ICal	ISTD Change vs Concal	Pass/ Fail	Flags
M325B CCV 5	V2504637.D	C37473	Cal	0.967	1.069	0.967	-9.5%	13%		Pass	
2025FP303 Method Blank-1	V2504638.D	B25056	Blank		1.069	0.967			-11%	Pass	ND
M325B CCV 5 REC	V2504651.D	C70527	Check	1.091	1.069	0.967	2.1%		-10%	Pass	
M325B CCV 5 REC	V2504662.D	C71481	Check	1.072	1.069	0.967	0.25%		-9.2%	Pass	

Ethylbenzene Calibration and Blanks

Sample Code	Data File	Tube ID	Type	RRF	ICAL RRF	Last CCV RRF	RRF Change	ISTD Change vs ICal	ISTD Change vs Concal	Pass/ Fail	Flags
M325B CCV 5	V2504637.D	C37473	Cal	1.042	1.160	1.042	-10%	13%		Pass	
2025FP303 Method Blank-1	V2504638.D	B25056	Blank		1.160	1.042			-11%	Pass	ND
M325B CCV 5 REC	V2504651.D	C70527	Check	1.200	1.160	1.042	3.4%		-10%	Pass	
M325B CCV 5 REC	V2504662.D	C71481	Check	1.184	1.160	1.042	2.1%		-9.2%	Pass	

m-/p-Xylenes Calibration and Blanks

Sample Code	Data File	Tube ID	Type	RRF	ICAL RRF	Last CCV RRF	RRF Change	ISTD Change vs ICal	ISTD Change vs Concal	Pass/ Fail	Flags
M325B CCV 5	V2504637.D	C37473	Cal	0.821	0.967	0.821	-15%	13%		Pass	
2025FP303 Method Blank-1	V2504638.D	B25056	Blank		0.967	0.821			-11%	Pass	ND
M325B CCV 5 REC	V2504651.D	C70527	Check	0.994	0.967	0.821	2.7%		-10%	Pass	
M325B CCV 5 REC	V2504662.D	C71481	Check	0.985	0.967	0.821	1.9%		-9.2%	Pass	

o-Xylene Calibration and Blanks

Sample Code	Data File	Tube ID	Type	RRF	ICAL RRF	Last CCV RRF	RRF Change	ISTD Change vs ICal	ISTD Change vs Concal	Pass/ Fail	Flags
M325B CCV 5	V2504637.D	C37473	Cal	0.819	0.956	0.819	-14%	13%		Pass	
2025FP303 Method Blank-1	V2504638.D	B25056	Blank		0.956	0.819			-11%	Pass	ND
M325B CCV 5 REC	V2504651.D	C70527	Check	0.980	0.956	0.819	2.5%		-10%	Pass	
M325B CCV 5 REC	V2504662.D	C71481	Check	0.982	0.956	0.819	2.8%		-9.2%	Pass	

Chromatograms

Name	2025FP303 Method Blank-1
Comment	B25056; Recollect
Data File	V2504638.D
Acq. Date-Time	8/6/2025 2:30:18 PM
Acq. Method File	M325B-TD-Cryo9
Tube Sorbent	Carbopack X
Analyze Quant Version	12.1
Report Quant Version	12.1

Sample Chromatogram

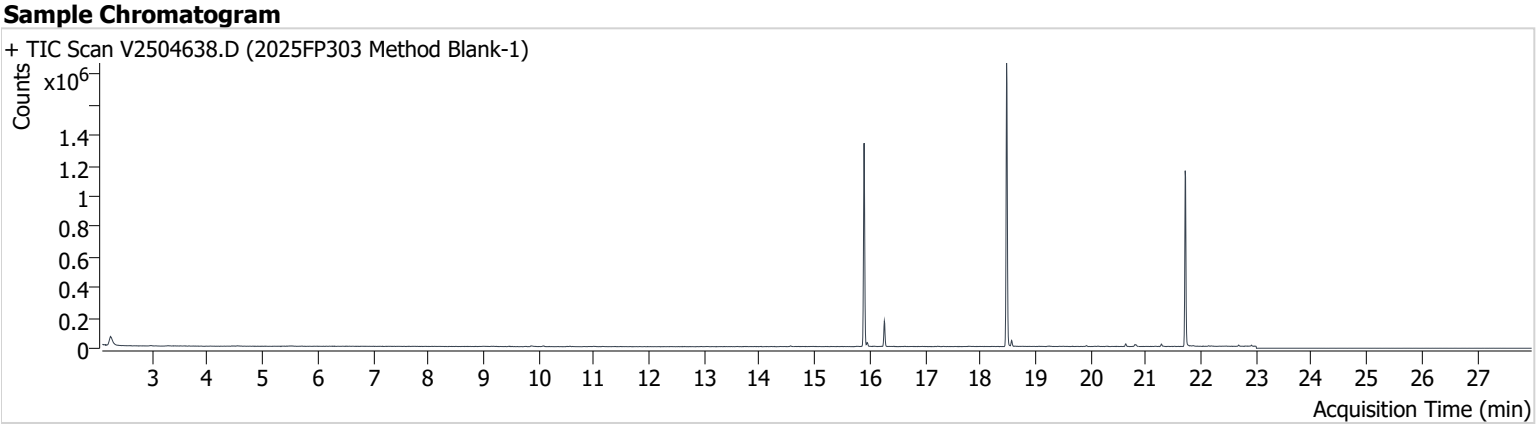

Name	ISTD	RT	ICAL RT	Resp.	Int. Flag
Benzene-d6 (IS)		15.895	15.920	1,060,367	
Benzene	Benzene-d6 (IS)	15.950	15.975	19,044	
Toluene-d8 (IS)		18.477	18.495	1,106,304	
Toluene	Toluene-d8 (IS)	18.569	18.587	24,827	
Ethylbenzene	Toluene-d8 (IS)	20.636	20.649	11,428	
m-/p-Xylenes	Toluene-d8 (IS)	20.802	20.814	11,522	
o-Xylene	Toluene-d8 (IS)	21.285	21.291	8,573	

Benzene-d6 (IS)

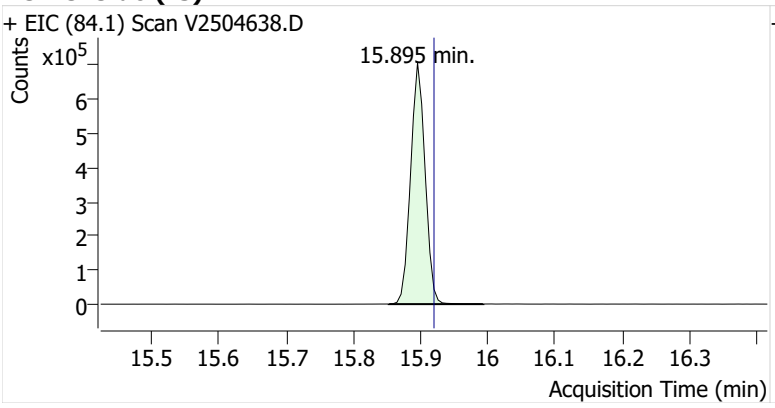

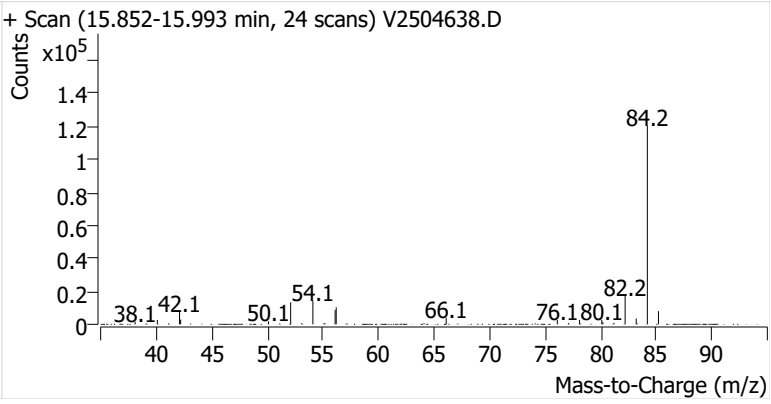

Benzene

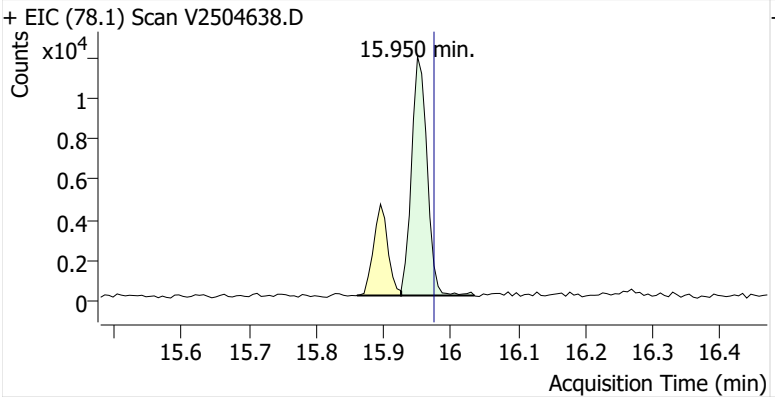

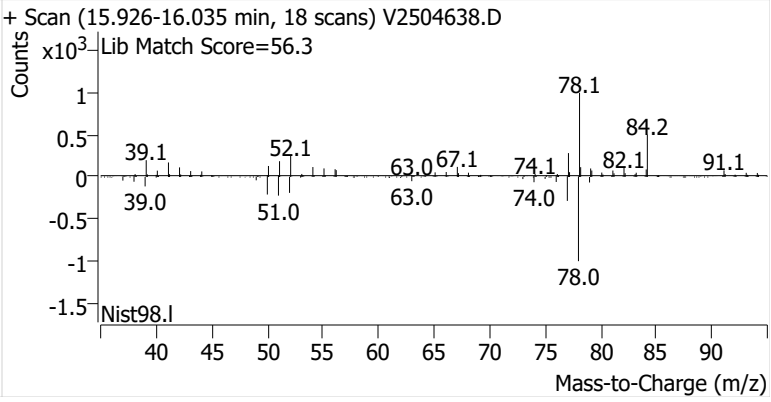

Toluene-d8 (IS)

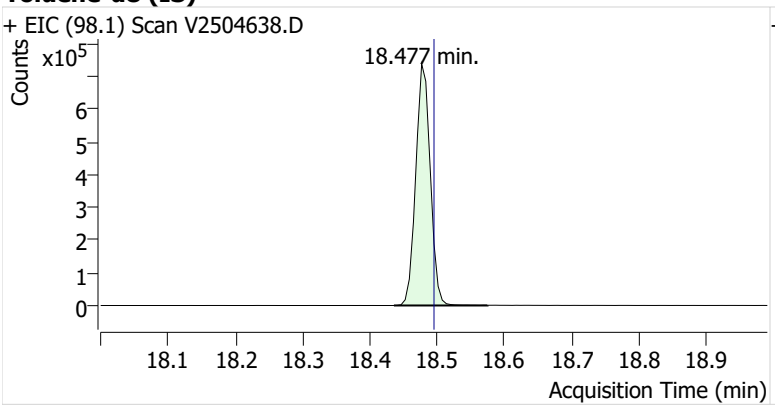

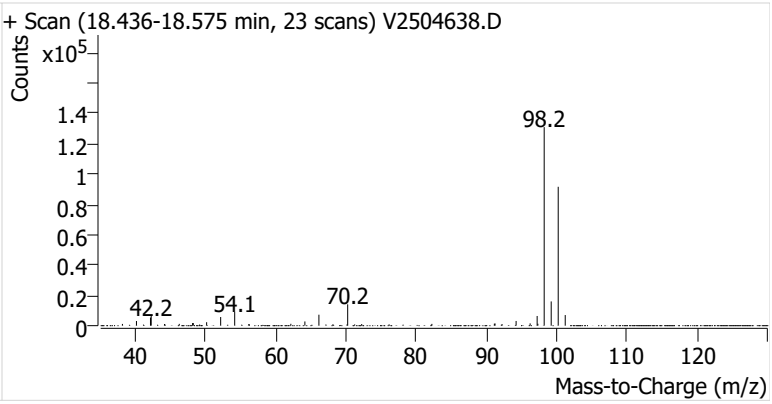

Toluene

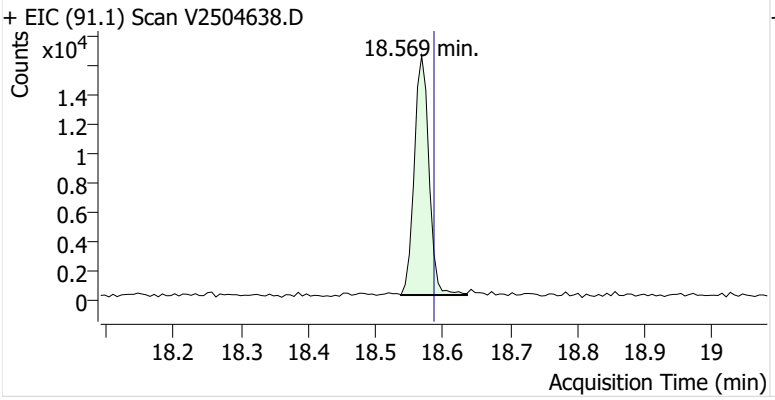

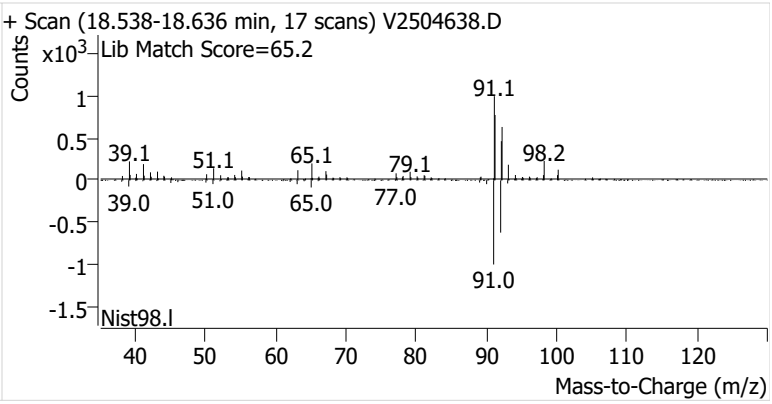

Ethylbenzene

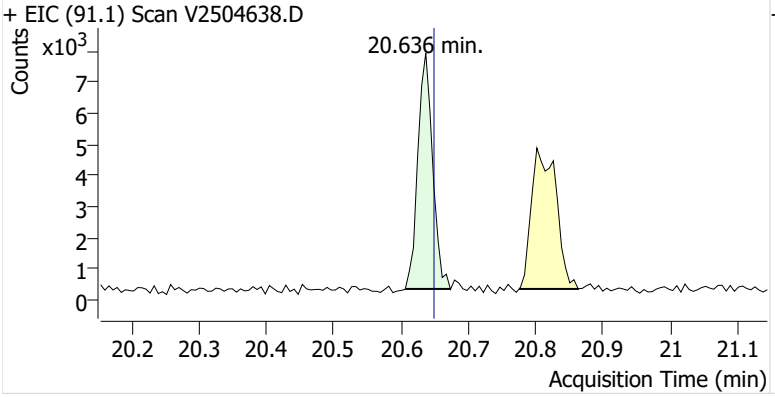

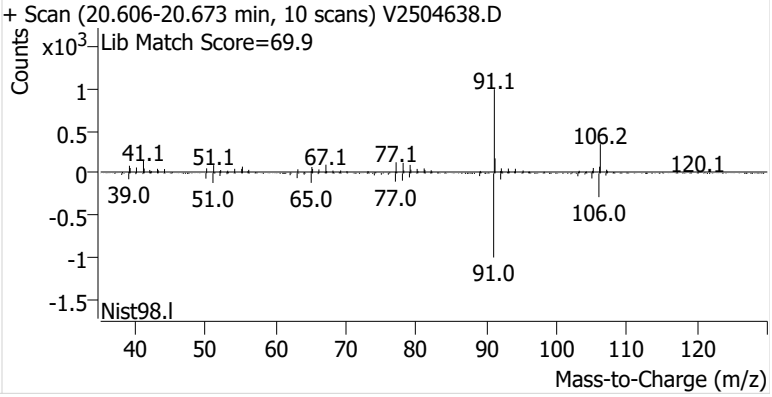

m-/p-Xylenes

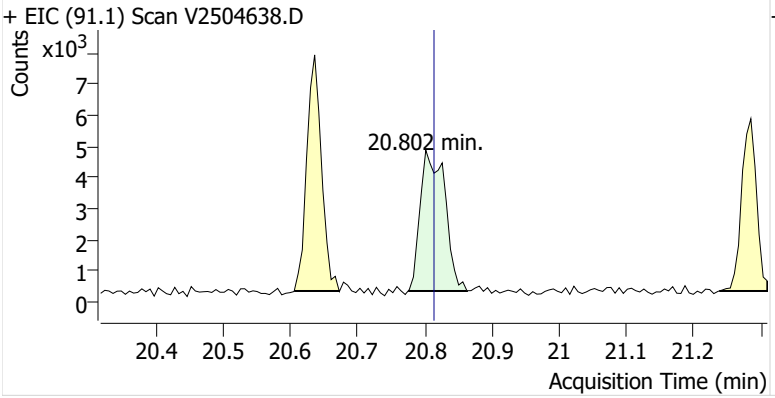

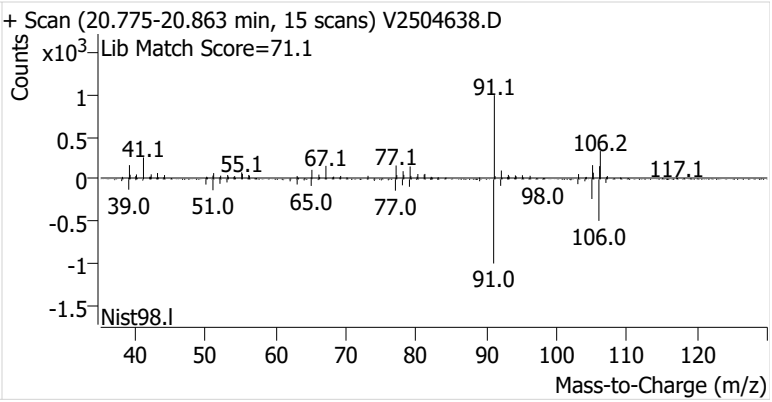

o-Xylene

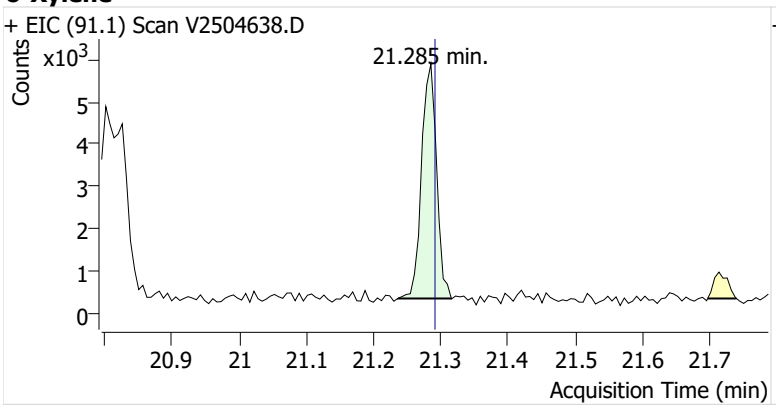
+ EIC (91.1) Scan V2504638.D
Counts
x10^3
21.285 min.
5
4
3
2
1
0
20.9
21
21.1
21.2
21.3
21.4
21.5
21.6
21.7
Acquisition Time (min)

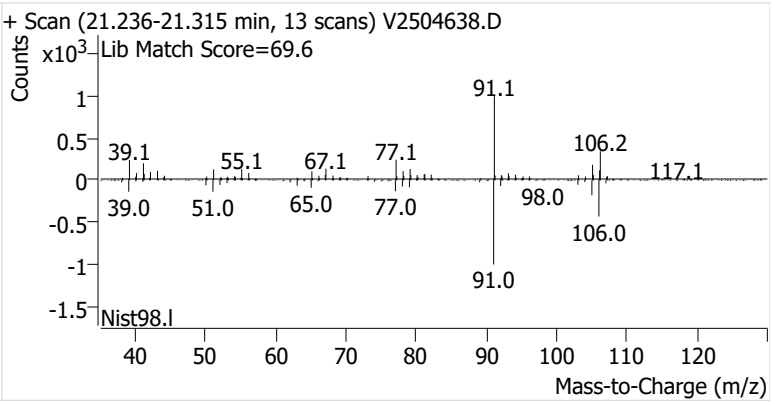
+ Scan (21.236-21.315 min, 13 scans) V2504638.D
Counts
x10^3
Lib Match Score=69.6
91.1
39.1
55.1
67.1
77.1
106.2
117.1
39.0
51.0
65.0
77.0
98.0
106.0
91.0
Nist98.l
1
0.5
0
-0.5
-1
-1.5
40
50
60
70
80
90
100
110
120
Mass-to-Charge (m/z)

Name	CGOSP-3-B-20250715
Comment	C40686; Recollect
Data File	V2504639.D
Acq. Date-Time	8/6/2025 3:11:17 PM
Acq. Method File	M325B-TD-Cryo9
Tube Sorbent	Carbopack X
Analyze Quant Version	12.1
Report Quant Version	12.1

Sample Chromatogram

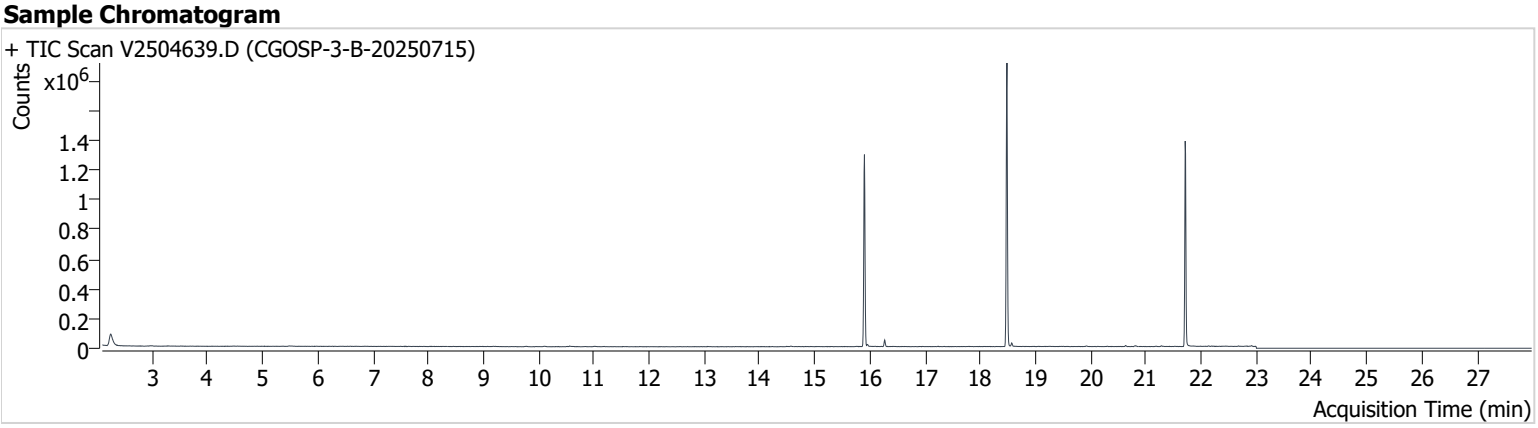

Name	ISTD	RT	ICAL RT	Resp.	Int. Flag
Benzene-d6 (IS)		15.901	15.920	1,063,360	
Benzene	Benzene-d6 (IS)	15.956	15.975	9,164	
Toluene-d8 (IS)		18.483	18.495	1,125,935	
Toluene	Toluene-d8 (IS)	18.569	18.587	15,058	
Ethylbenzene	Toluene-d8 (IS)	20.636	20.649	4,967	
m-/p-Xylenes	Toluene-d8 (IS)	20.802	20.814	4,773	
o-Xylene	Toluene-d8 (IS)	21.279	21.291	2,841	

Benzene-d6 (IS)

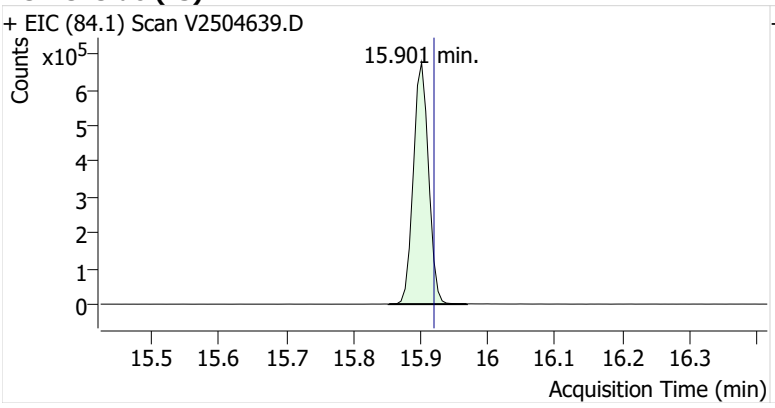

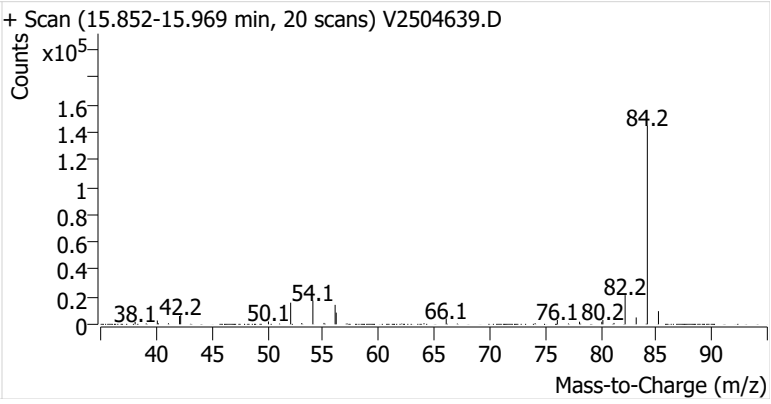

Benzene

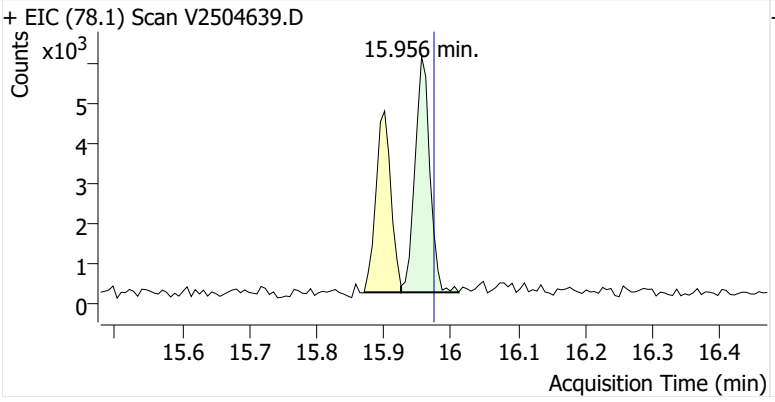

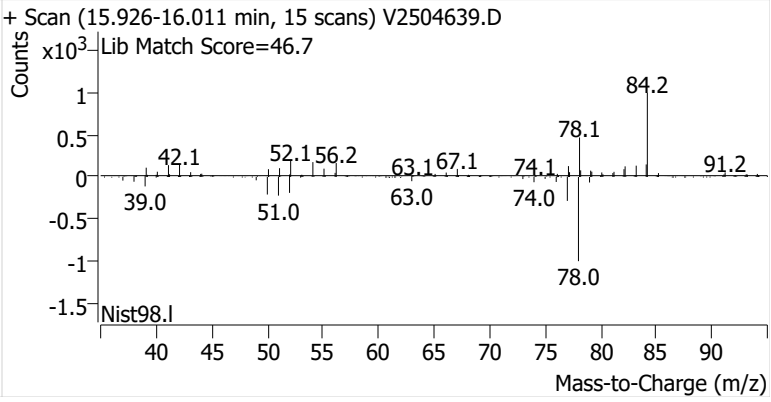

Toluene-d8 (IS)

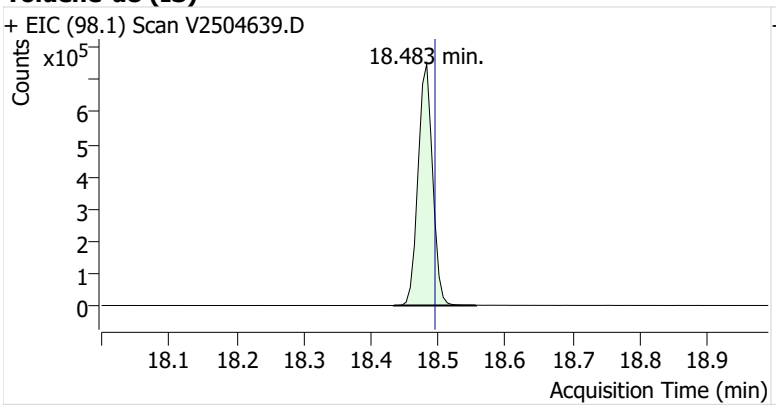

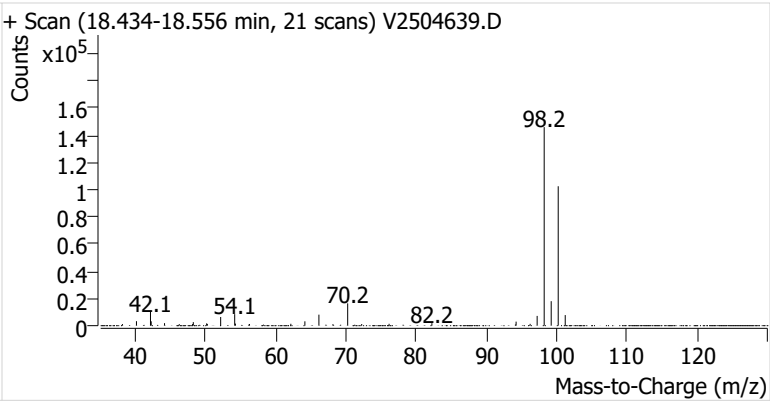

Toluene

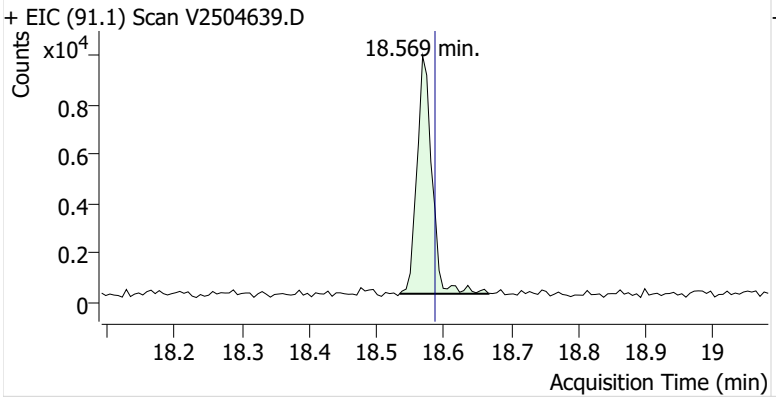

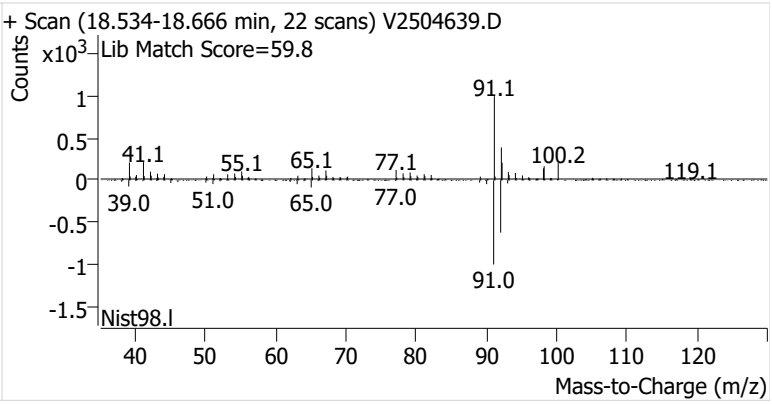

Ethylbenzene

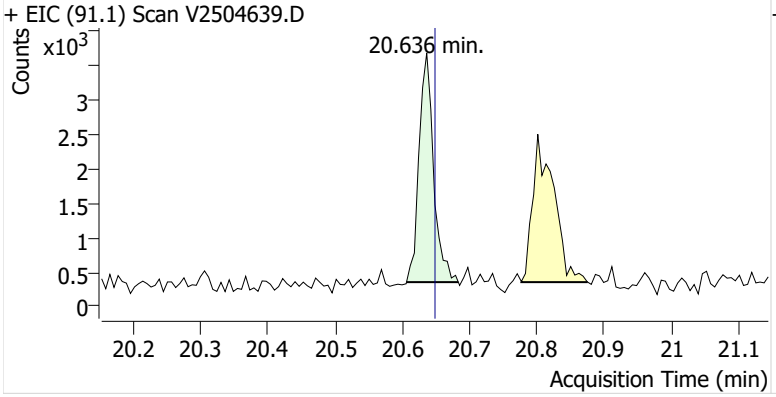

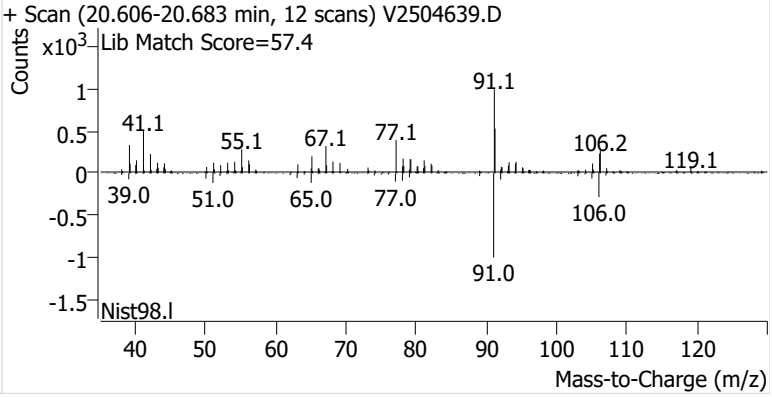

m-/p-Xylenes

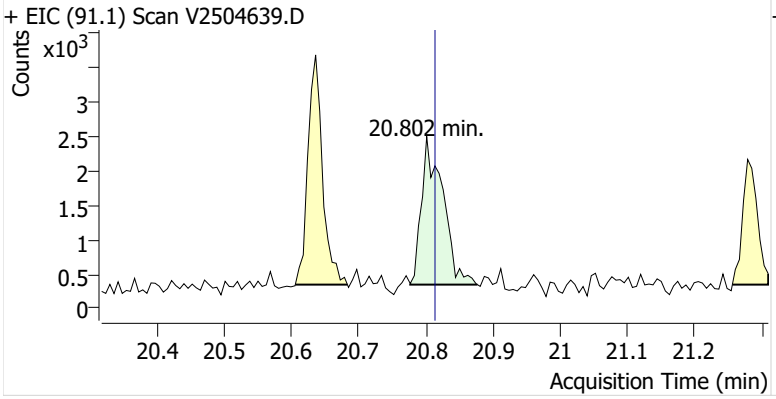

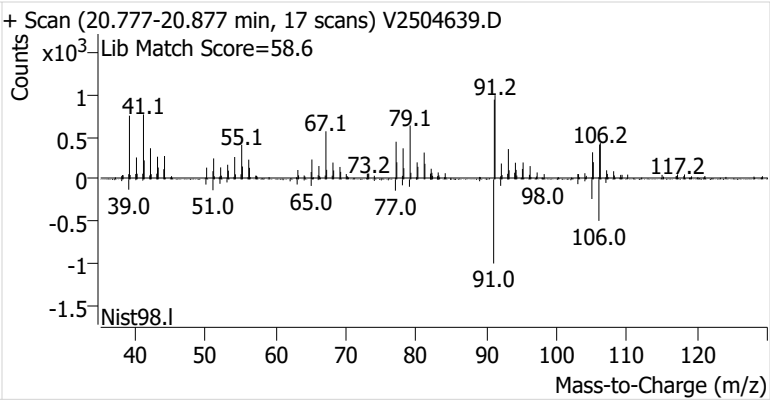

o-Xylene

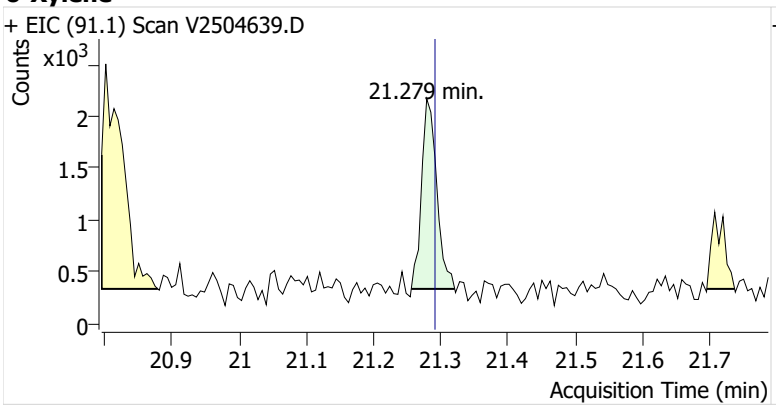
+ EIC (91.1) Scan V2504639.D
Counts
x10^3
21.279 min.
Acquisition Time (min)

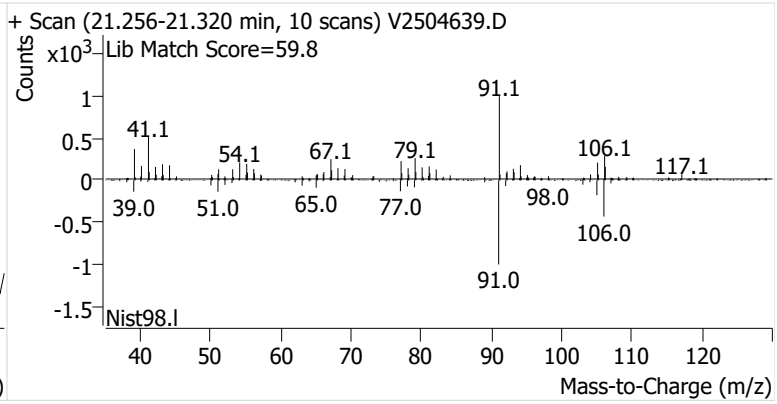
+ Scan (21.256-21.320 min, 10 scans) V2504639.D
Counts
x10^3
Lib Match Score=59.8
91.1
41.1
54.1
67.1
79.1
106.1
117.1
39.0
51.0
65.0
77.0
98.0
106.0
91.0
Nist98.l
Mass-to-Charge (m/z)

Name	CGOSP-9-B-20250715
Comment	B44234; Recollect
Data File	V2504640.D
Acq. Date-Time	8/6/2025 3:52:13 PM
Acq. Method File	M325B-TD-Cryo9
Tube Sorbent	Carbopack X
Analyze Quant Version	12.1
Report Quant Version	12.1

Sample Chromatogram

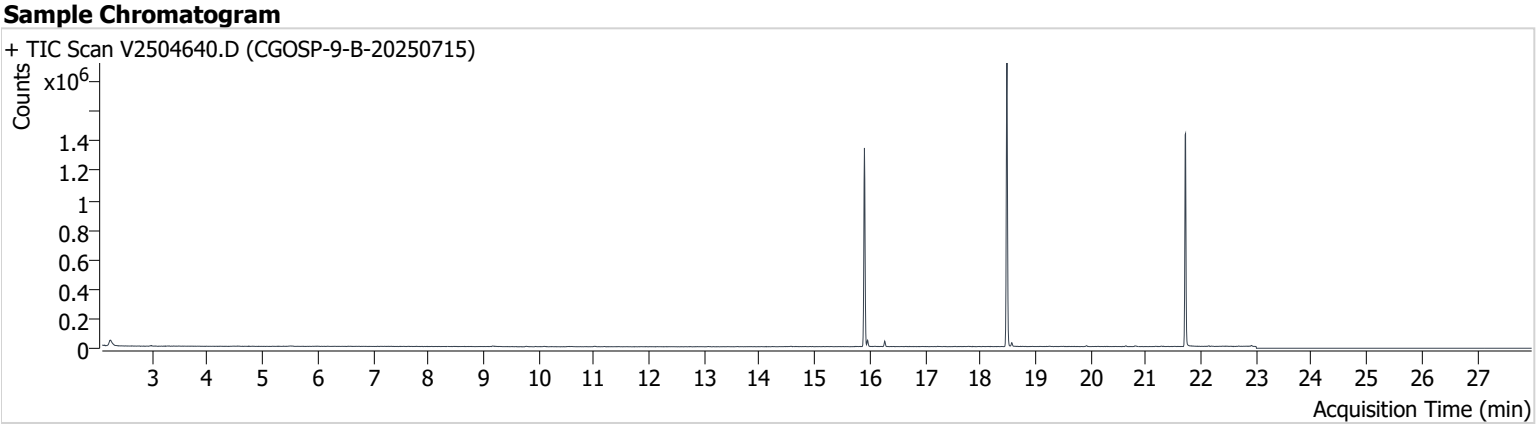

Name	ISTD	RT	ICAL RT	Resp.	Int. Flag
Benzene-d6 (IS)		15.901	15.920	1,076,743	
Benzene	Benzene-d6 (IS)	15.956	15.975	31,339	
Toluene-d8 (IS)		18.483	18.495	1,130,783	
Toluene	Toluene-d8 (IS)	18.575	18.587	15,660	
Ethylbenzene	Toluene-d8 (IS)	20.642	20.649	3,636	
m-/p-Xylenes	Toluene-d8 (IS)	20.801	20.814	3,306	m
o-Xylene	Toluene-d8 (IS)	21.279	21.291	1,900	

Benzene-d6 (IS)

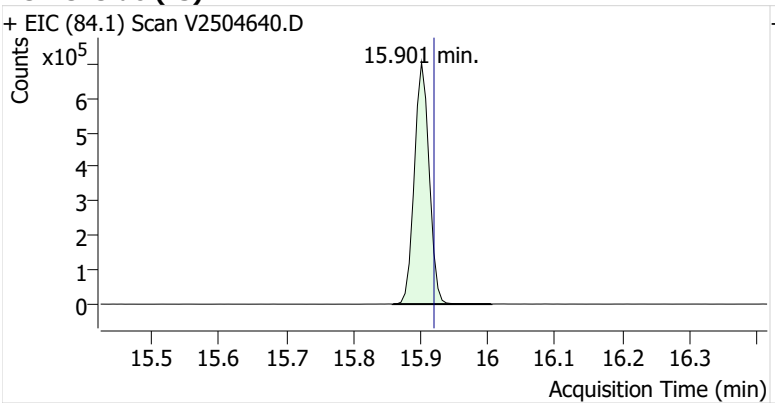

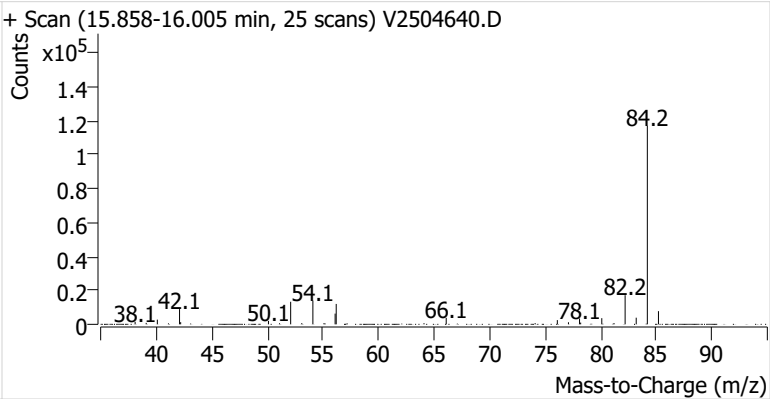

Benzene

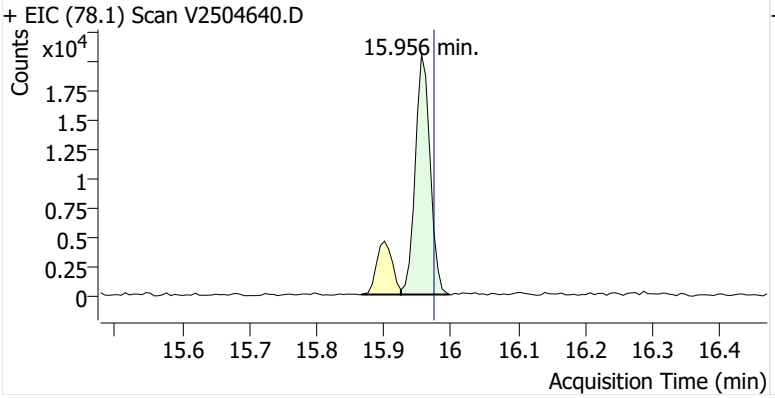

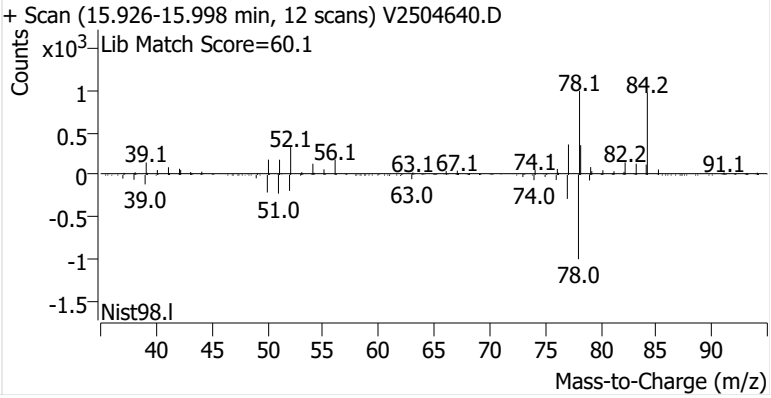

Toluene-d8 (IS)

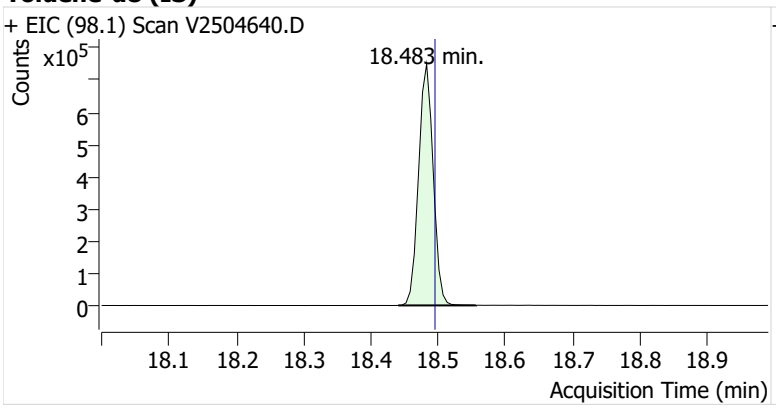

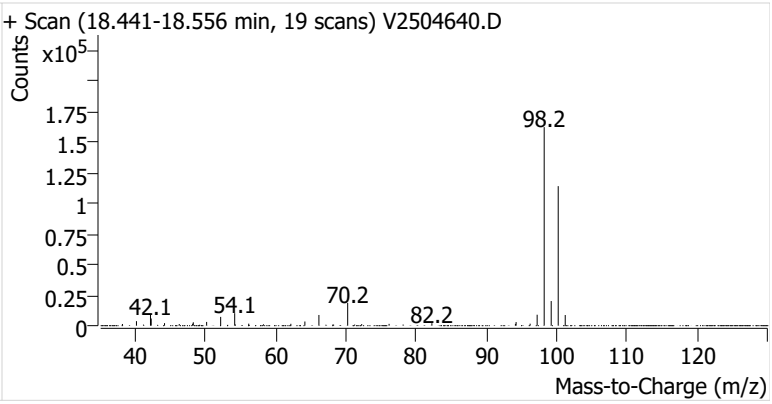

Toluene

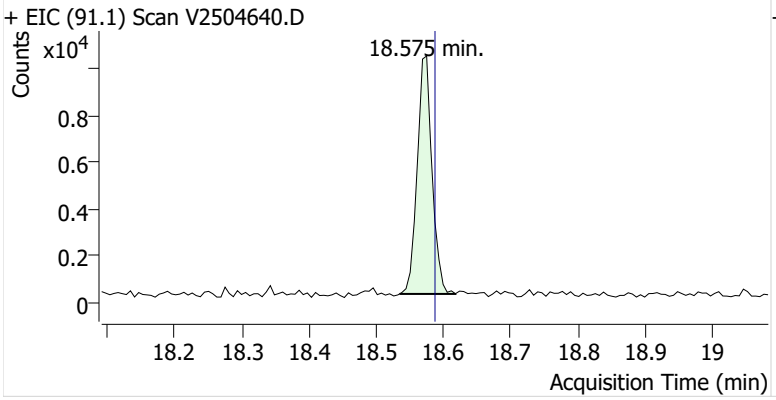

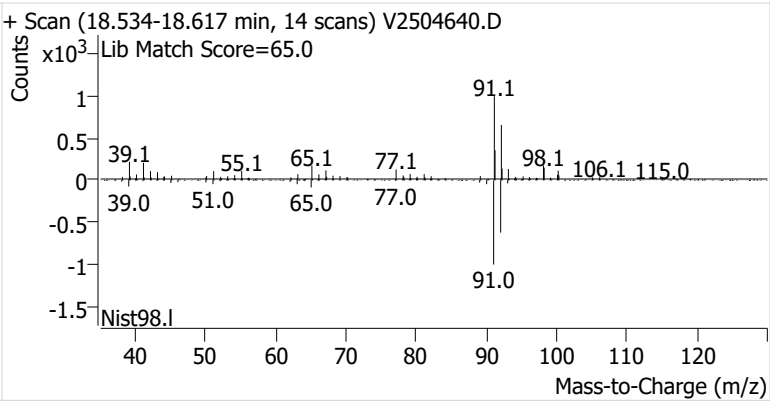

Ethylbenzene

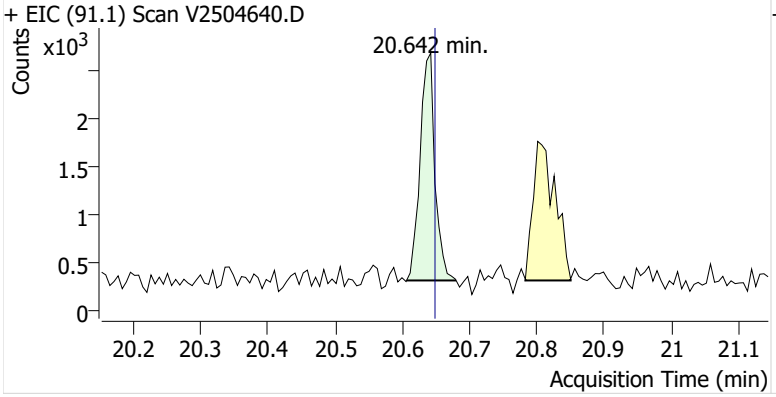

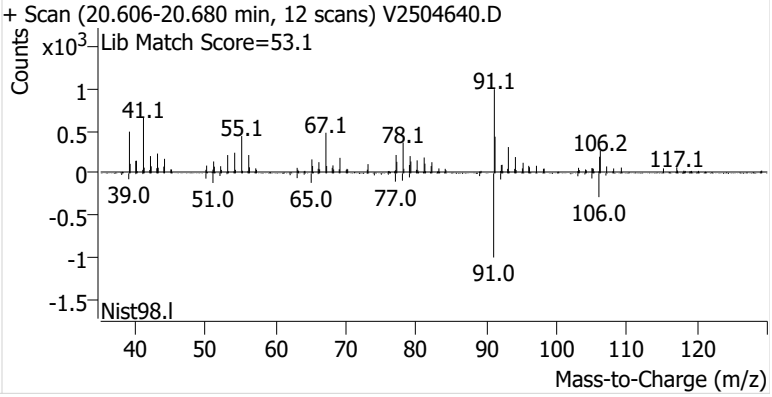

m-/p-Xylenes

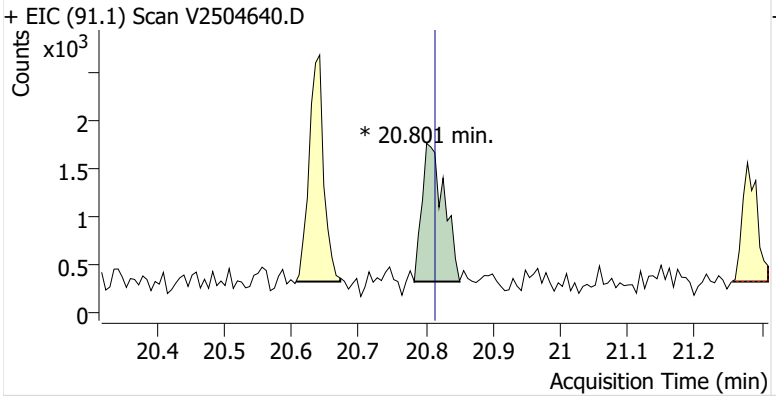

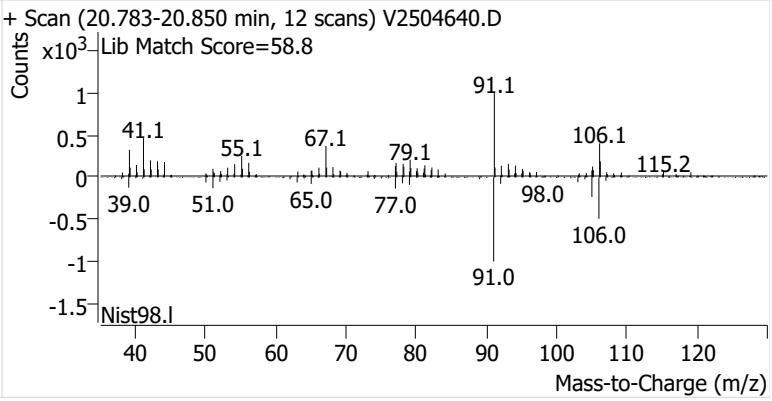

o-Xylene

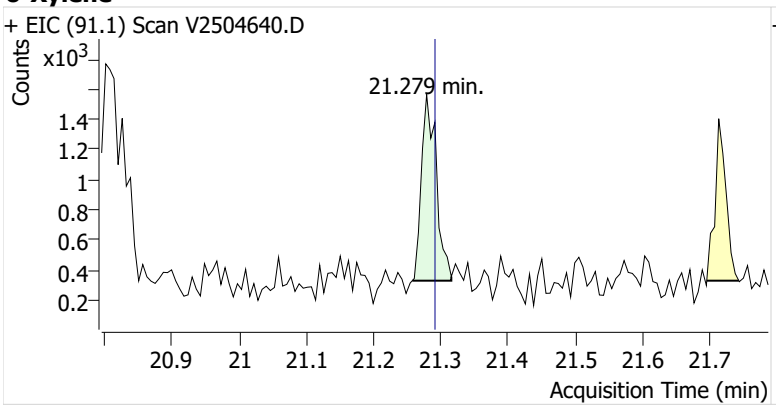
+ EIC (91.1) Scan V2504640.D
Counts
x10^3
21.279 min.
1.4
1.2
1
0.8
0.6
0.4
0.2
20.9
21
21.1
21.2
21.3
21.4
21.5
21.6
21.7
Acquisition Time (min)

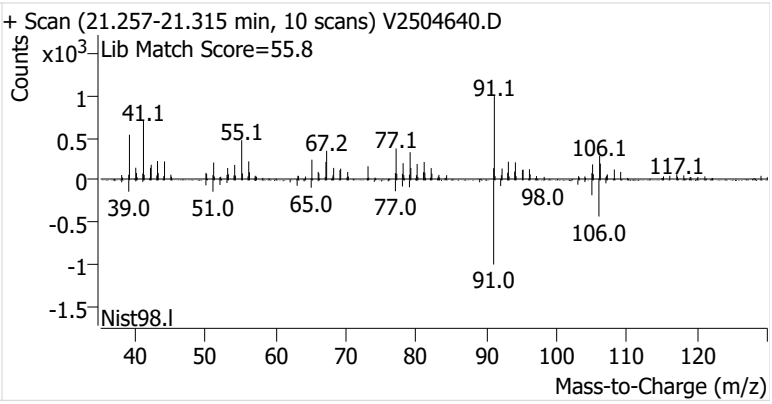
+ Scan (21.257-21.315 min, 10 scans) V2504640.D
Counts
x10^3
Lib Match Score=55.8
91.1
41.1
55.1
67.2
77.1
106.1
117.1
39.0
51.0
65.0
77.0
98.0
106.0
91.0
Nist98.l
1
0.5
0
-0.5
-1
-1.5
40
50
60
70
80
90
100
110
120
Mass-to-Charge (m/z)

Name	CGOSP-1-S-20250715
Comment	B20658; Recollect
Data File	V2504641.D
Acq. Date-Time	8/6/2025 4:33:07 PM
Acq. Method File	M325B-TD-Cryo9
Tube Sorbent	Carbopack X
Analyze Quant Version	12.1
Report Quant Version	12.1

Sample Chromatogram

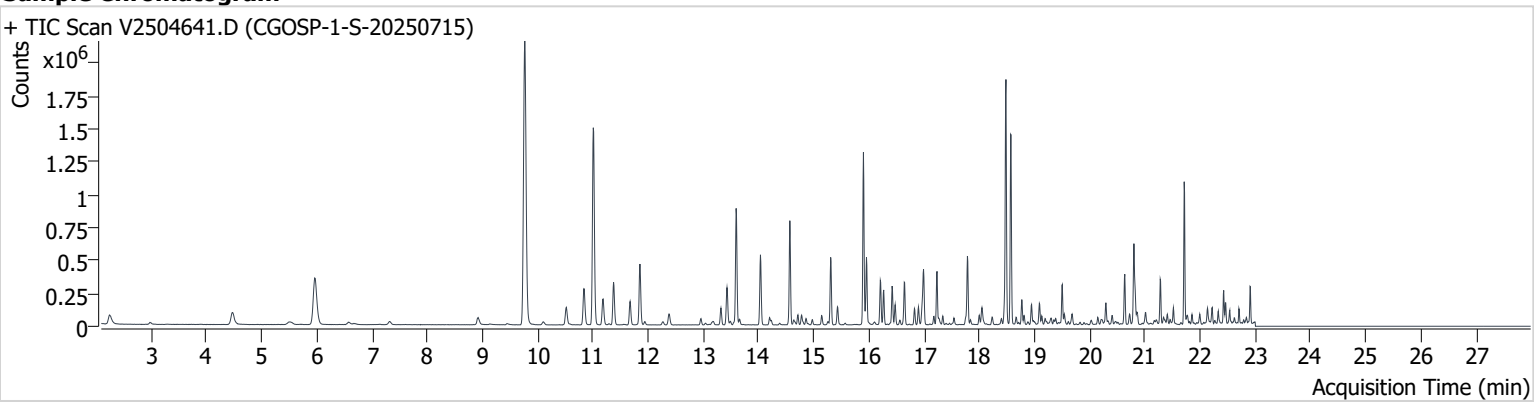

Name	ISTD	RT	ICAL RT	Resp.	Int. Flag
Benzene-d6 (IS)		15.901	15.920	1,039,340	
Benzene	Benzene-d6 (IS)	15.956	15.975	386,339	
Toluene-d8 (IS)		18.483	18.495	1,115,400	
Toluene	Toluene-d8 (IS)	18.569	18.587	882,960	
Ethylbenzene	Toluene-d8 (IS)	20.636	20.649	250,247	
m-/p-Xylenes	Toluene-d8 (IS)	20.802	20.814	426,095	
o-Xylene	Toluene-d8 (IS)	21.279	21.291	177,358	

Benzene-d6 (IS)

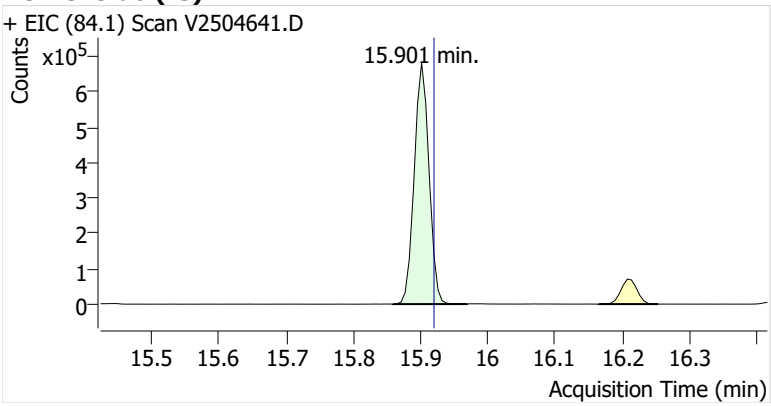

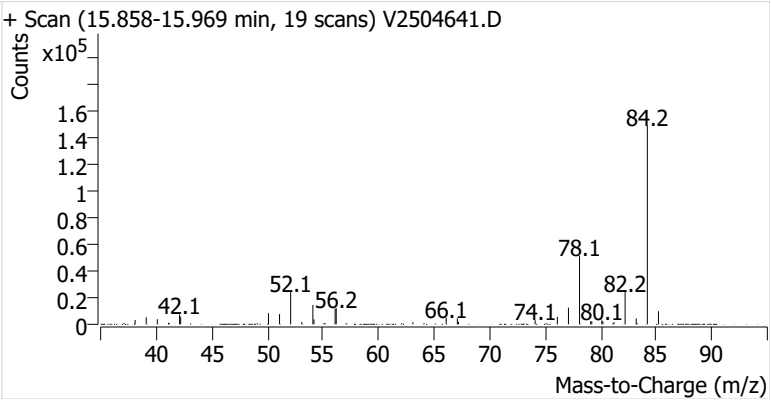

Benzene

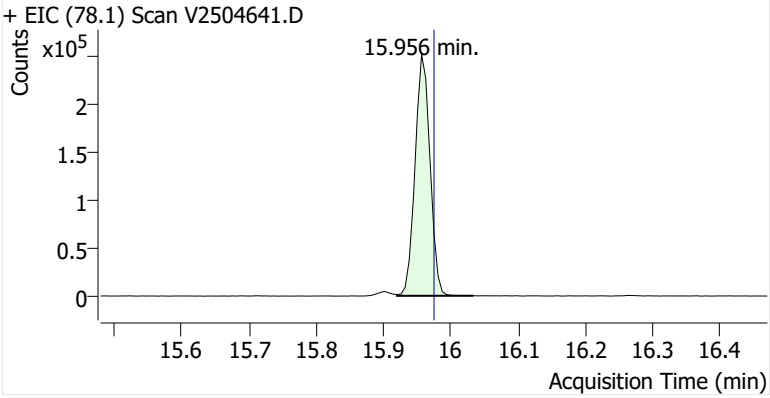

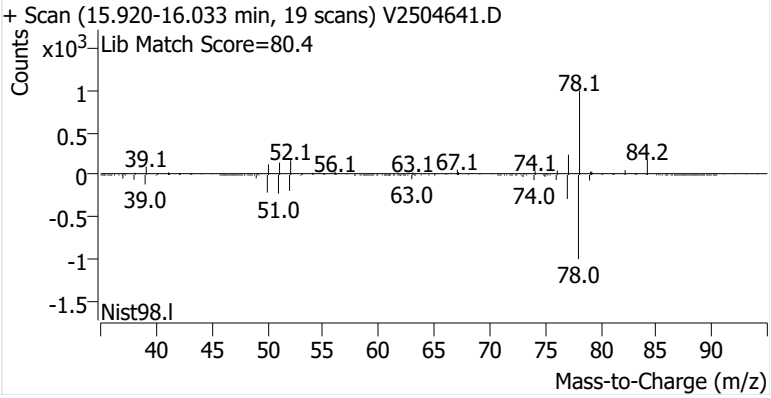

Toluene-d8 (IS)

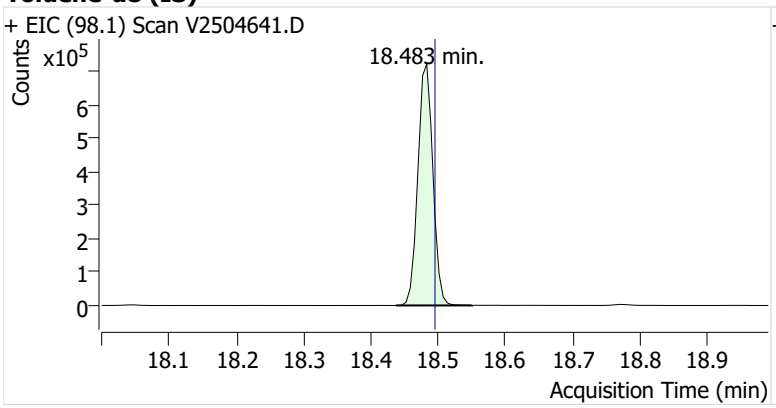

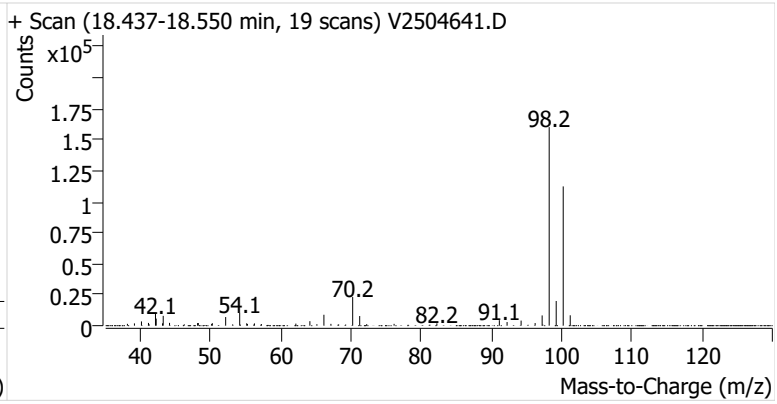

Toluene

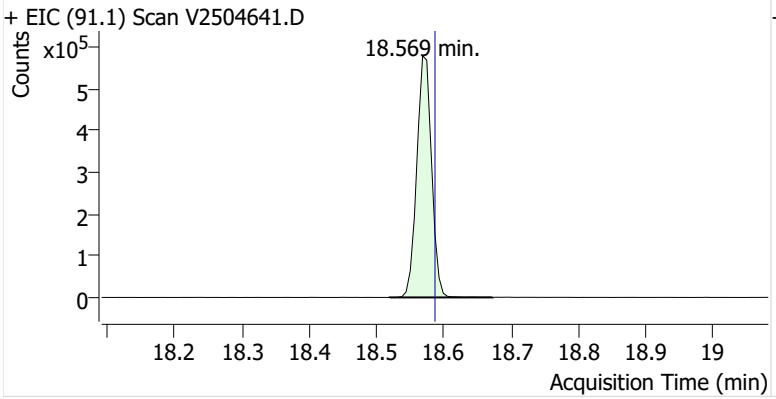

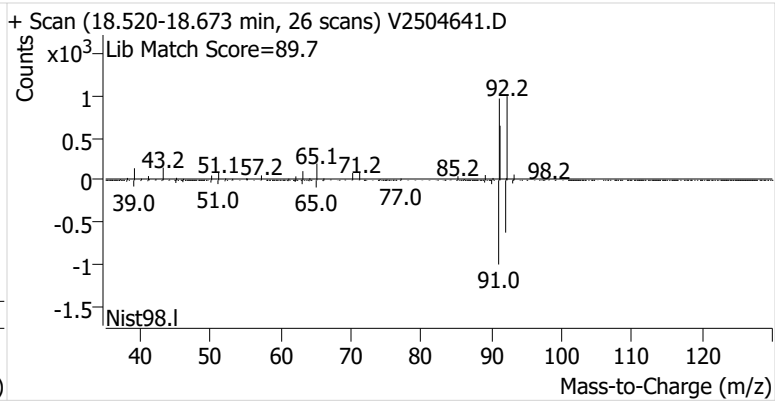

Ethylbenzene

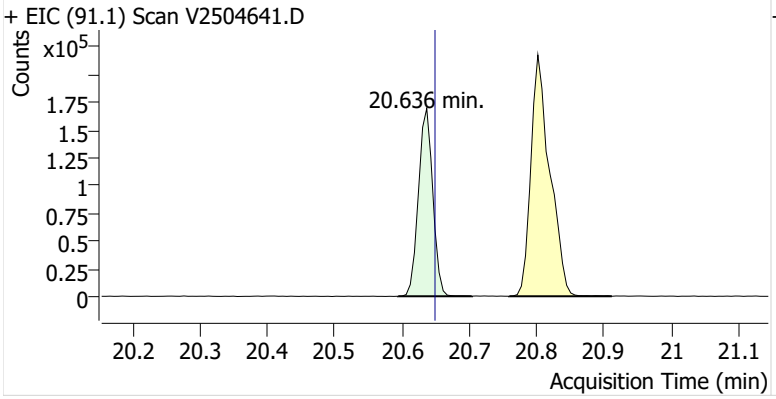

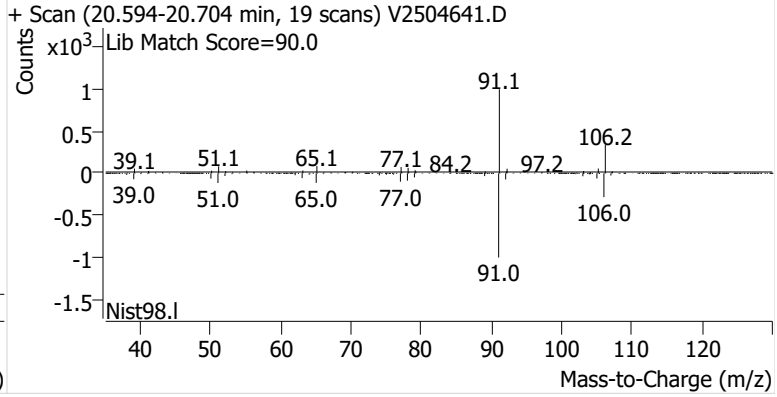

m-/p-Xylenes

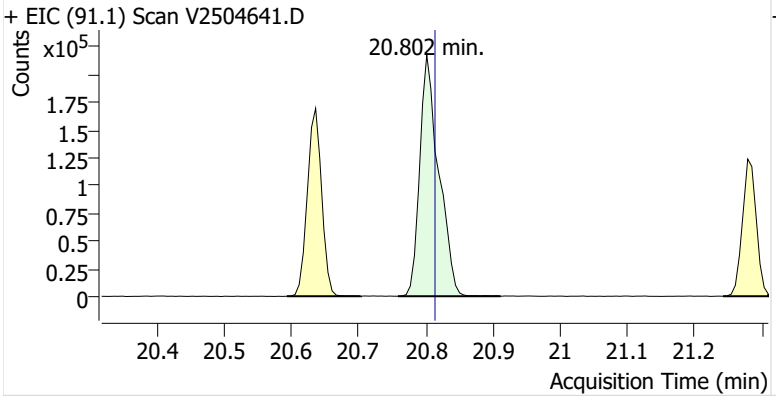

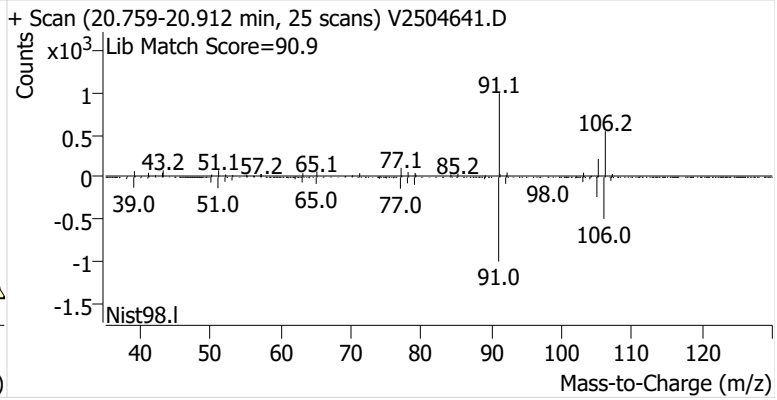

o-Xylene

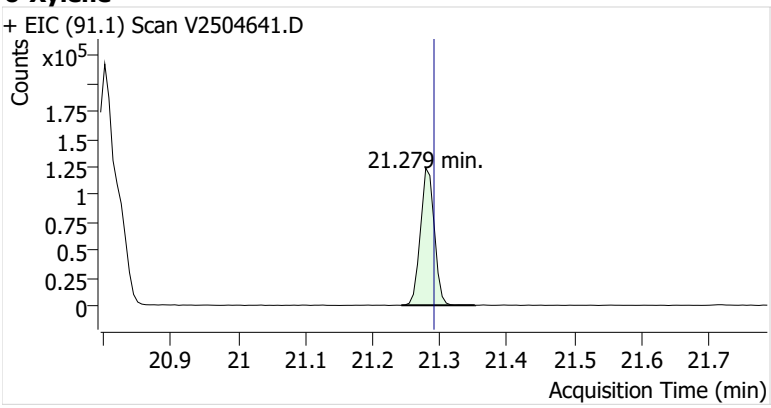
+ EIC (91.1) Scan V2504641.D
Counts
x10^5
1.75
1.5
1.25
1
0.75
0.5
0.25
0
21.279 min.
20.9
21
21.1
21.2
21.3
21.4
21.5
21.6
21.7
Acquisition Time (min)

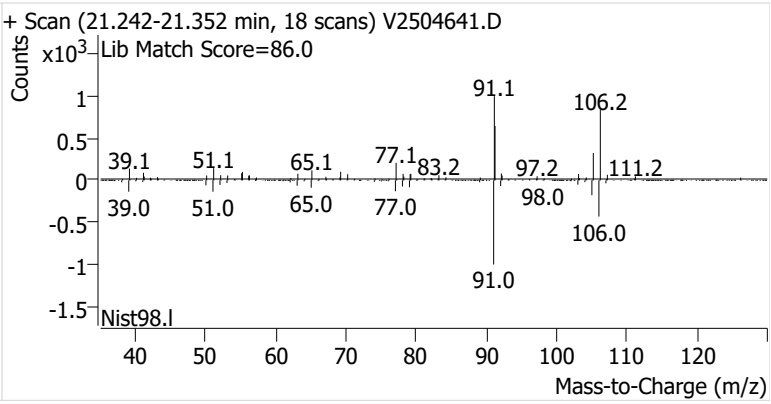
+ Scan (21.242-21.352 min, 18 scans) V2504641.D
Counts
x10^3
Lib Match Score=86.0
1
0.5
0
-0.5
-1
-1.5
91.1
106.2
39.1
51.1
65.1
77.1
83.2
97.2
111.2
39.0
51.0
65.0
77.0
98.0
106.0
91.0
Nist98.l
40
50
60
70
80
90
100
110
120
Mass-to-Charge (m/z)

Name	CGOSP-2-S-20250715
Comment	C43248; Recollect
Data File	V2504642.D
Acq. Date-Time	8/6/2025 5:13:51 PM
Acq. Method File	M325B-TD-Cryo9
Tube Sorbent	Carbopack X
Analyze Quant Version	12.1
Report Quant Version	12.1

Sample Chromatogram

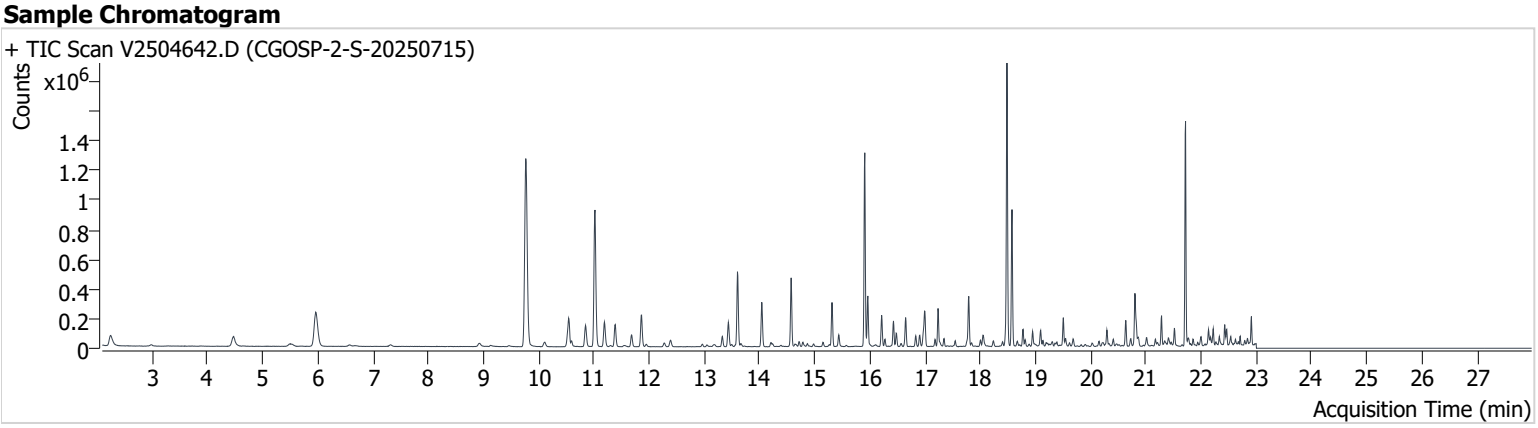

Name	ISTD	RT	ICAL RT	Resp.	Int. Flag
Benzene-d6 (IS)		15.907	15.920	1,055,333	
Benzene	Benzene-d6 (IS)	15.962	15.975	259,368	
Toluene-d8 (IS)		18.483	18.495	1,113,218	
Toluene	Toluene-d8 (IS)	18.575	18.587	539,576	
Ethylbenzene	Toluene-d8 (IS)	20.636	20.649	109,475	
m-/p-Xylenes	Toluene-d8 (IS)	20.802	20.814	256,875	
o-Xylene	Toluene-d8 (IS)	21.285	21.291	100,647	

Benzene-d6 (IS)

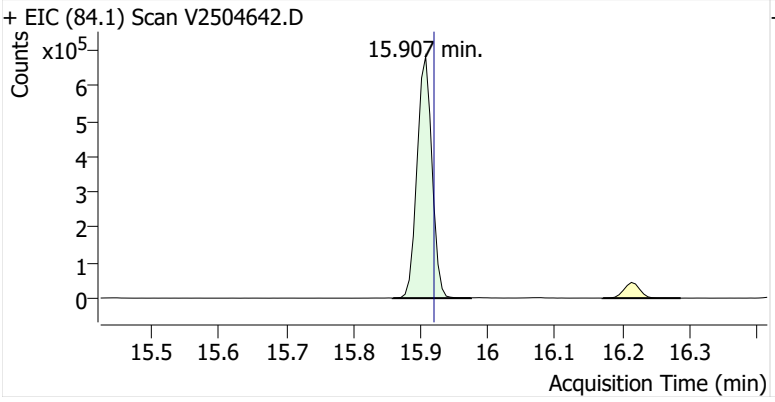

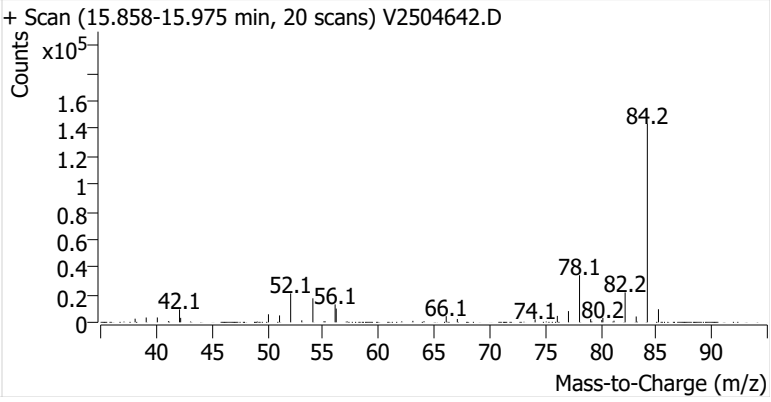

Benzene

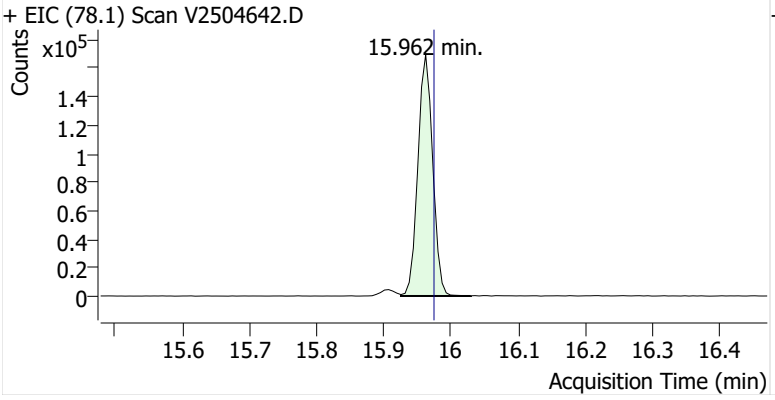

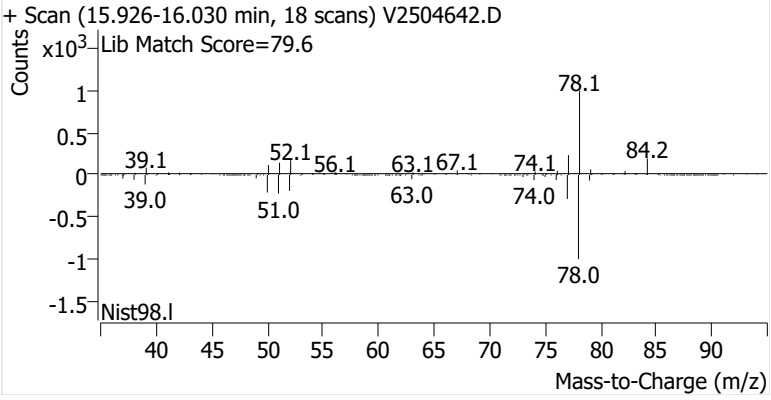

Toluene-d8 (IS)

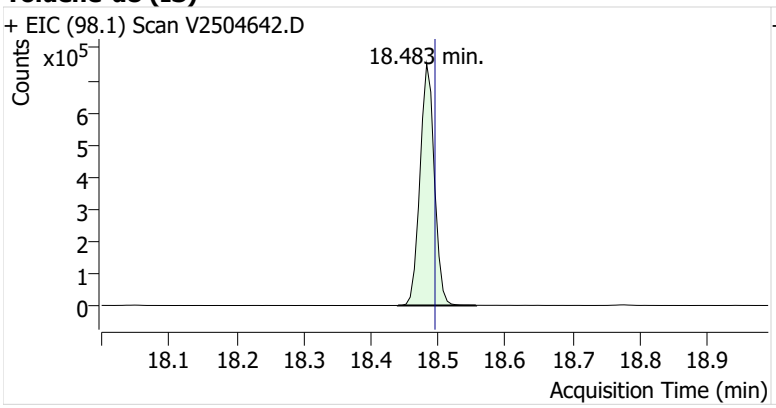

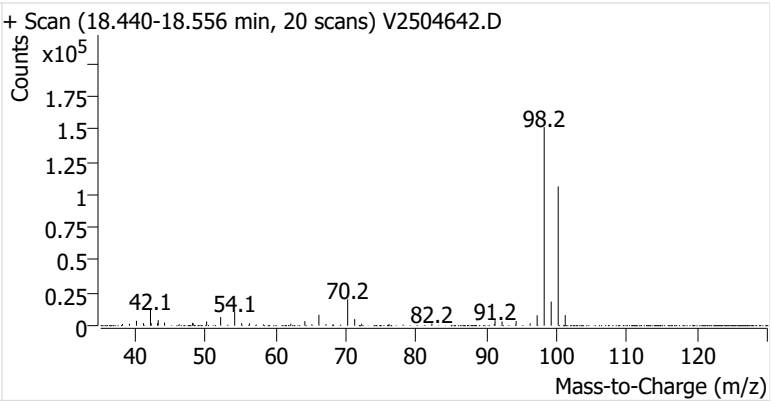

Toluene

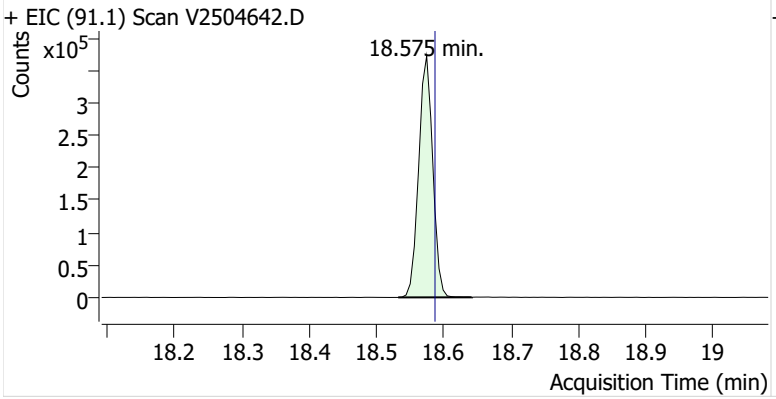

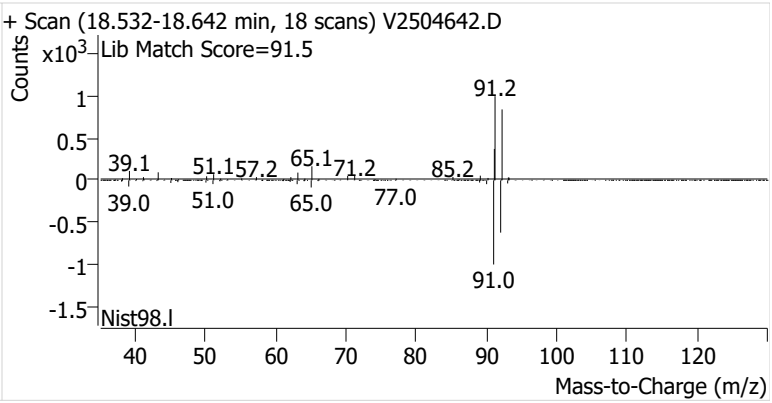

Ethylbenzene

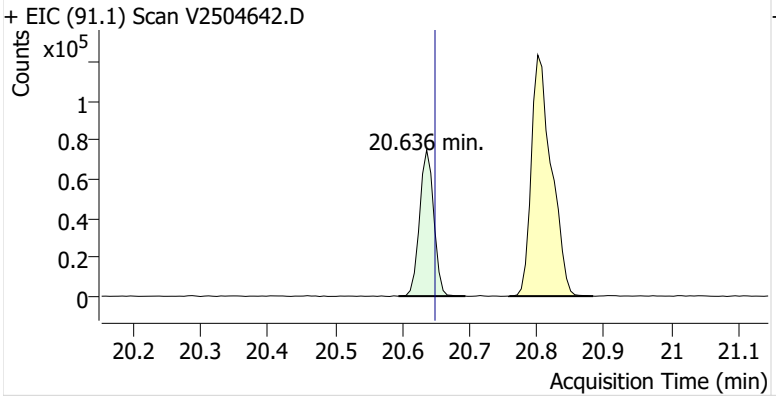

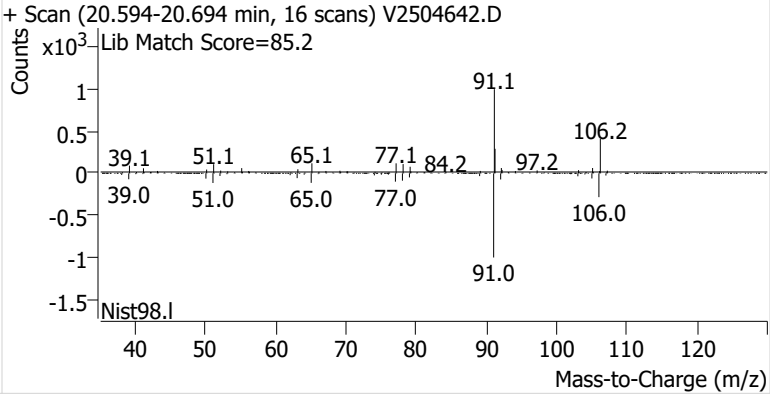

m-/p-Xylenes

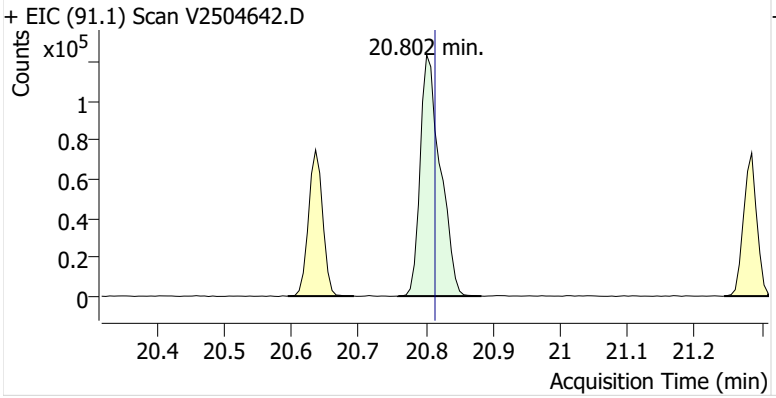

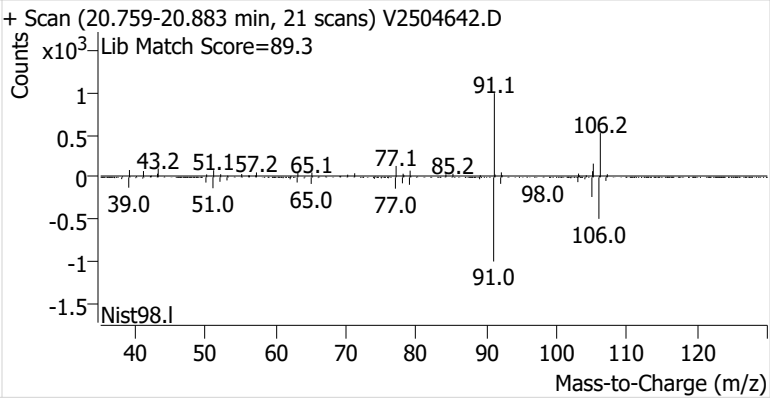

o-Xylene

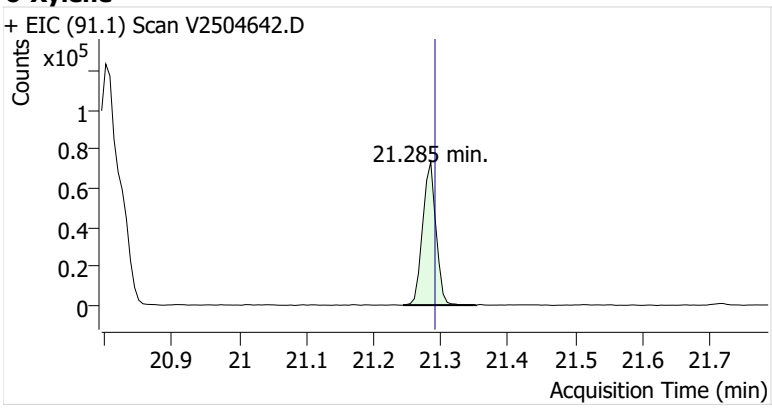
+ EIC (91.1) Scan V2504642.D
Counts
x10^5
1
0.8
0.6
0.4
0.2
0
21.285 min.
20.9
21
21.1
21.2
21.3
21.4
21.5
21.6
21.7
Acquisition Time (min)

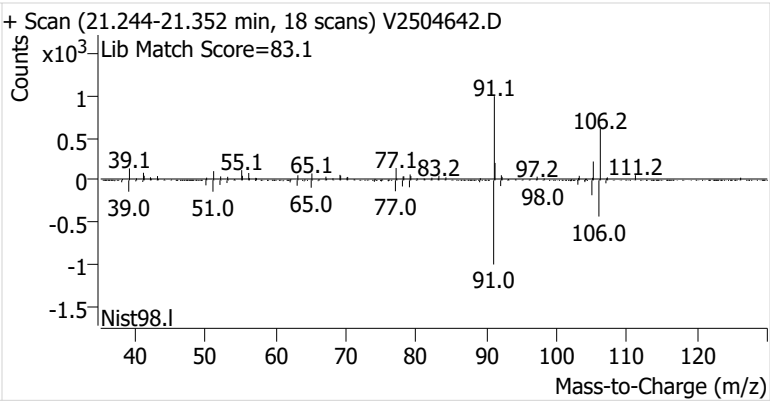
+ Scan (21.244-21.352 min, 18 scans) V2504642.D
Counts
x10^3
Lib Match Score=83.1
1
0.5
0
-0.5
-1
-1.5
91.1
106.2
39.1
55.1
65.1
77.1
83.2
97.2
111.2
39.0
51.0
65.0
77.0
98.0
106.0
91.0
Nist98.l
40
50
60
70
80
90
100
110
120
Mass-to-Charge (m/z)

Name	CGOSP-3-S-20250715
Comment	C37419; Recollect
Data File	V2504643.D
Acq. Date-Time	8/6/2025 5:54:37 PM
Acq. Method File	M325B-TD-Cryo9
Tube Sorbent	Carbopack X
Analyze Quant Version	12.1
Report Quant Version	12.1

Sample Chromatogram

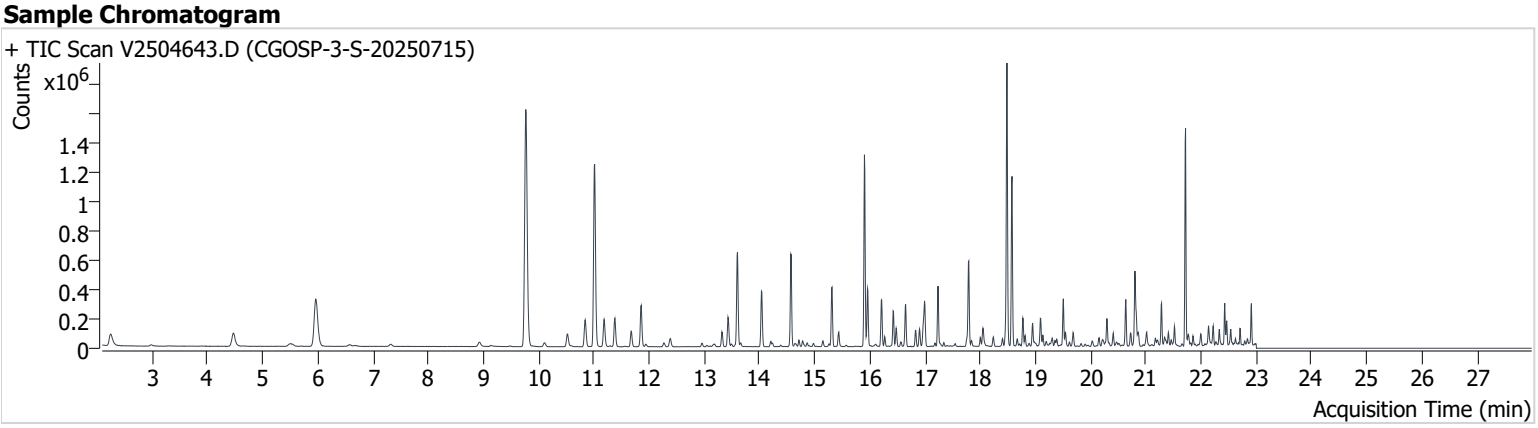

Name	ISTD	RT	ICAL RT	Resp.	Int. Flag
Benzene-d6 (IS)		15.901	15.920	1,052,771	
Benzene	Benzene-d6 (IS)	15.956	15.975	307,509	
Toluene-d8 (IS)		18.483	18.495	1,122,548	
Toluene	Toluene-d8 (IS)	18.575	18.587	689,737	
Ethylbenzene	Toluene-d8 (IS)	20.636	20.649	196,122	
m-/p-Xylenes	Toluene-d8 (IS)	20.801	20.814	353,720	
o-Xylene	Toluene-d8 (IS)	21.285	21.291	149,080	

Benzene-d6 (IS)

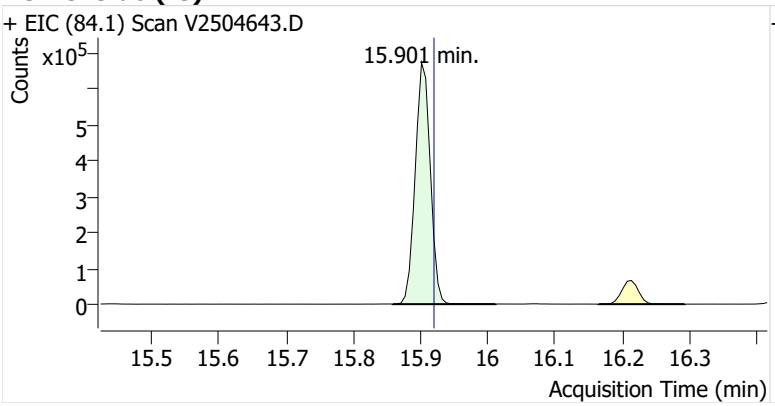

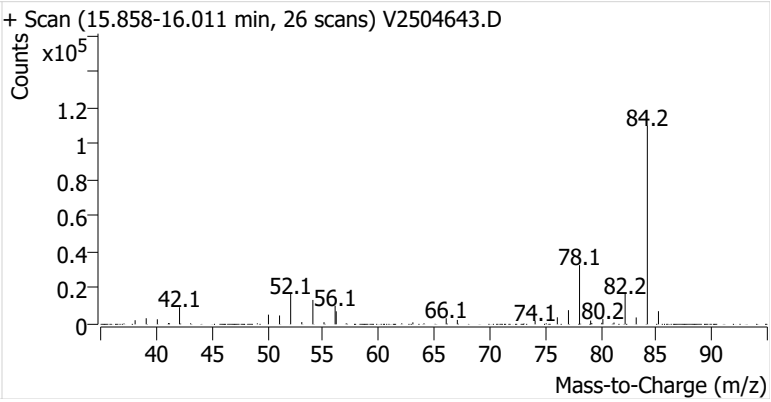

Benzene

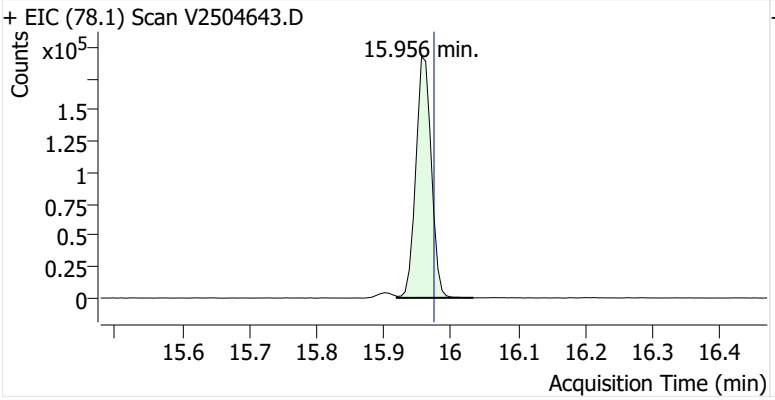

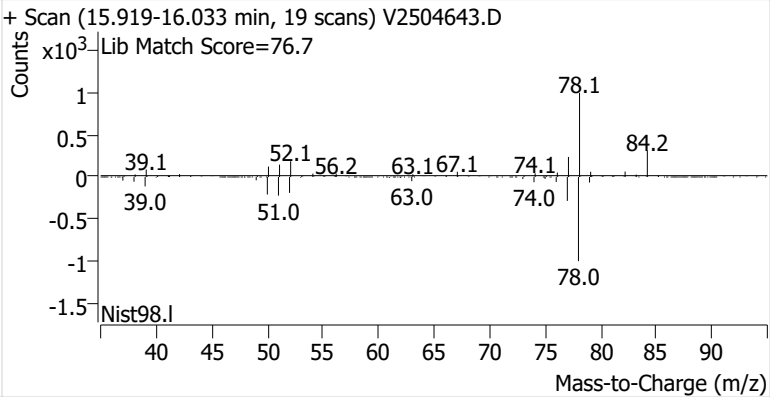

Toluene-d8 (IS)

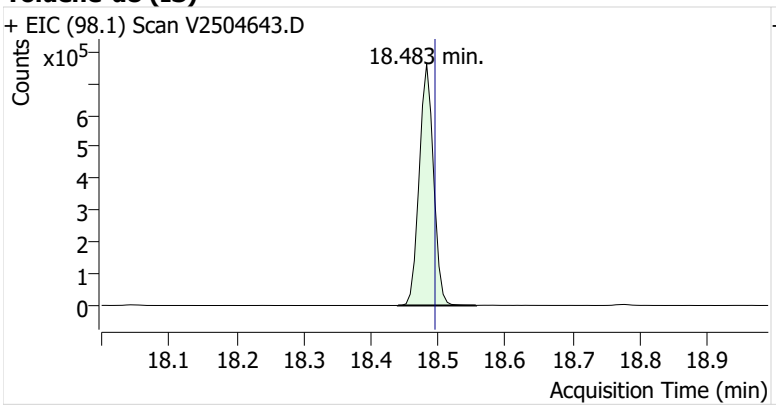

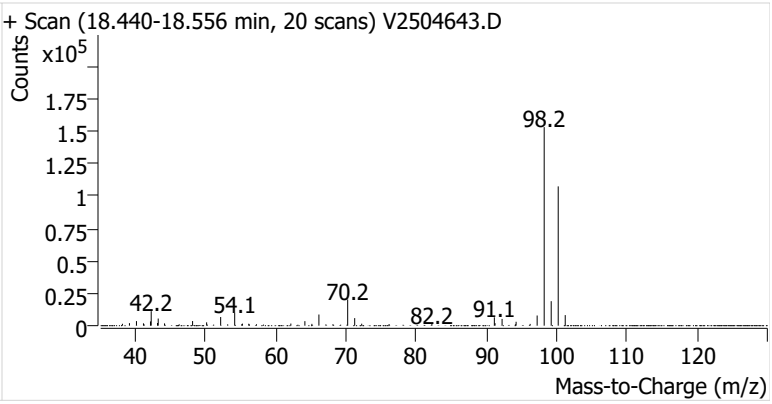

Toluene

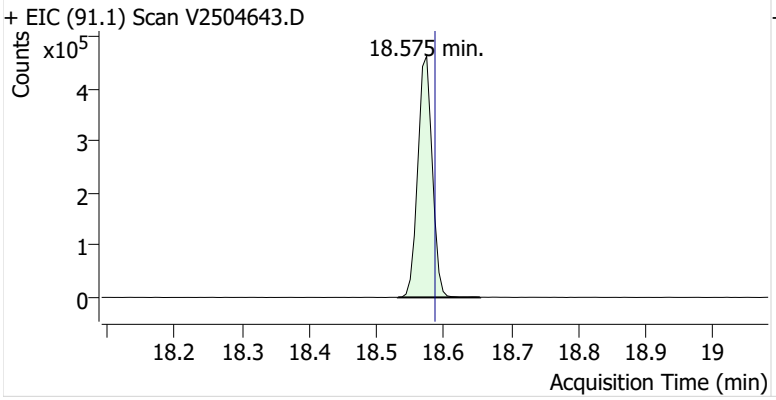

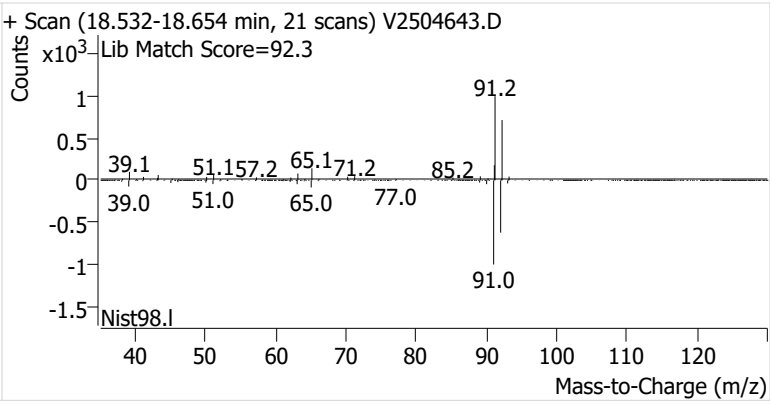

Ethylbenzene

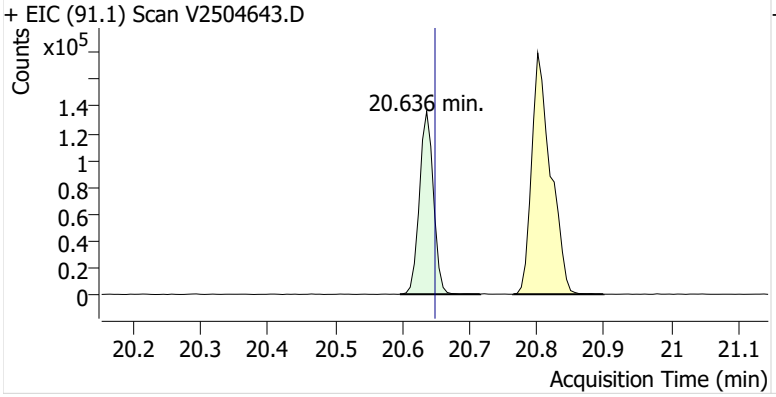

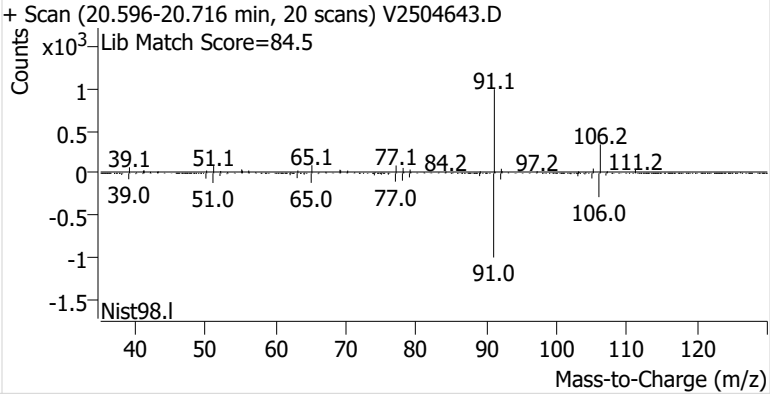

m-/p-Xylenes

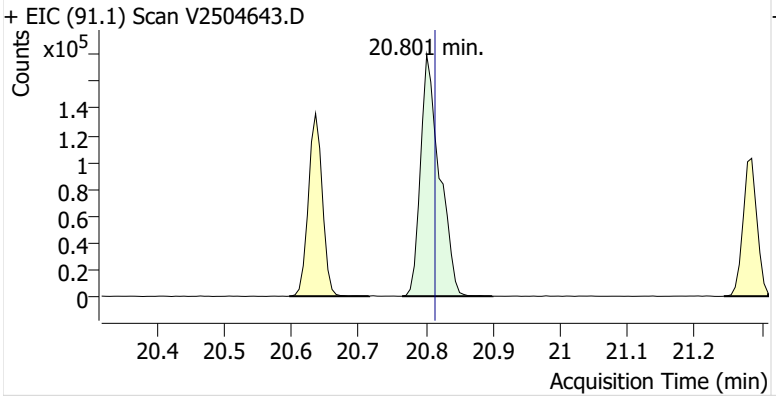

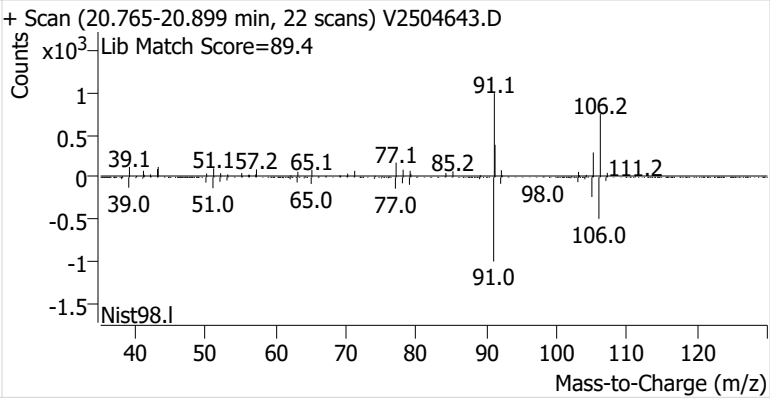

o-Xylene

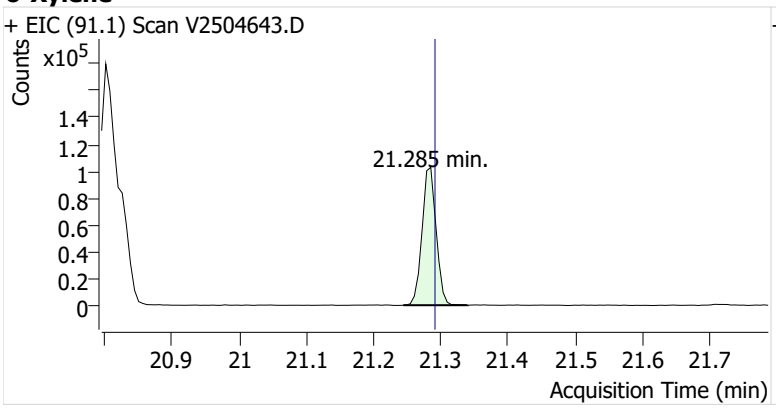
+ EIC (91.1) Scan V2504643.D
Counts
x10^5
1.4
1.2
1
0.8
0.6
0.4
0.2
0
21.285 min.
20.9
21
21.1
21.2
21.3
21.4
21.5
21.6
21.7
Acquisition Time (min)

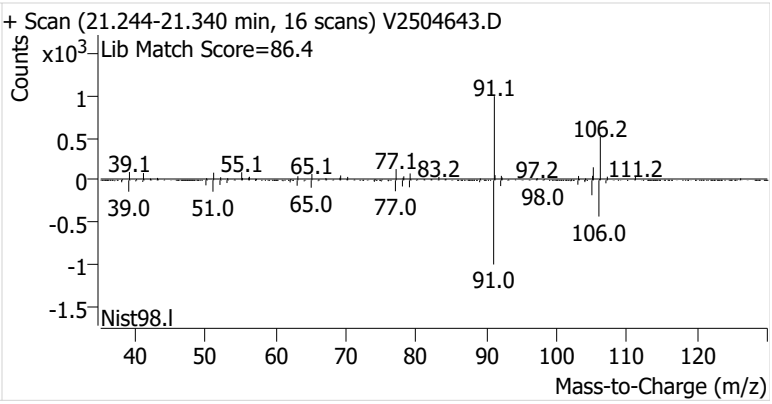
+ Scan (21.244-21.340 min, 16 scans) V2504643.D
Counts
x10^3
Lib Match Score=86.4
1
0.5
0
-0.5
-1
-1.5
91.1
106.2
39.1
55.1
65.1
77.1
83.2
97.2
111.2
39.0
51.0
65.0
77.0
98.0
106.0
91.0
Nist98.l
40
50
60
70
80
90
100
110
120
Mass-to-Charge (m/z)

Name	CGOSP-3-D-20250715
Comment	C16282; Recollect
Data File	V2504644.D
Acq. Date-Time	8/6/2025 6:35:21 PM
Acq. Method File	M325B-TD-Cryo9
Tube Sorbent	Carbopack X
Analyze Quant Version	12.1
Report Quant Version	12.1

Sample Chromatogram

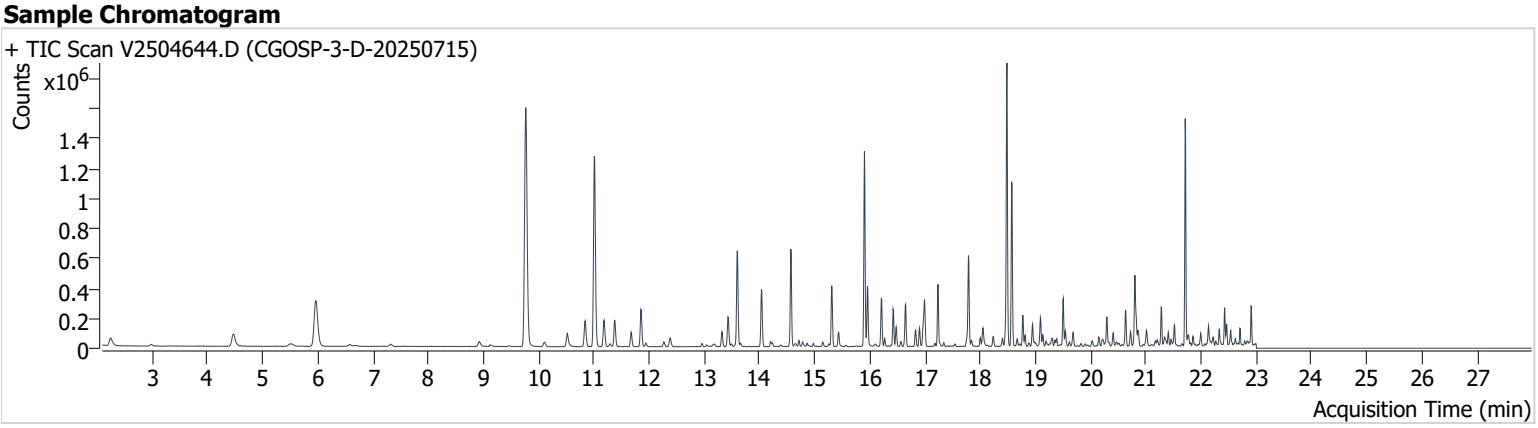

Name	ISTD	RT	ICAL RT	Resp.	Int. Flag
Benzene-d6 (IS)		15.901	15.920	1,054,355	
Benzene	Benzene-d6 (IS)	15.956	15.975	309,000	
Toluene-d8 (IS)		18.483	18.495	1,110,969	
Toluene	Toluene-d8 (IS)	18.569	18.587	665,060	
Ethylbenzene	Toluene-d8 (IS)	20.636	20.649	149,531	
m-/p-Xylenes	Toluene-d8 (IS)	20.802	20.814	322,046	
o-Xylene	Toluene-d8 (IS)	21.279	21.291	134,067	

Benzene-d6 (IS)

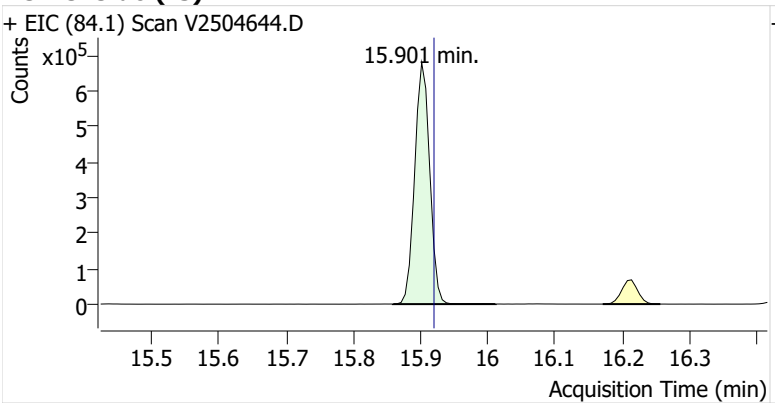

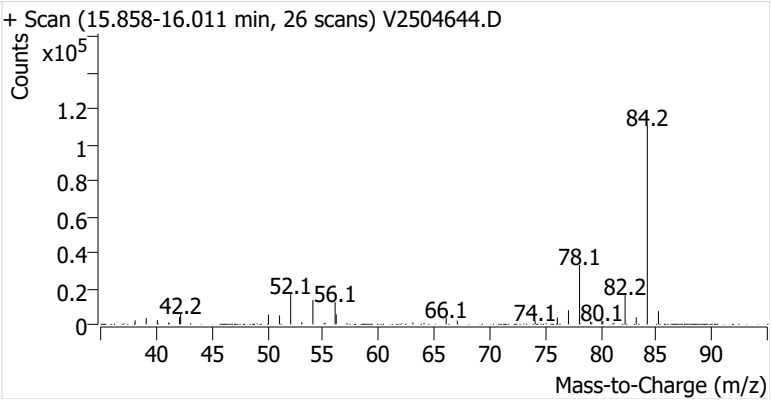

Benzene

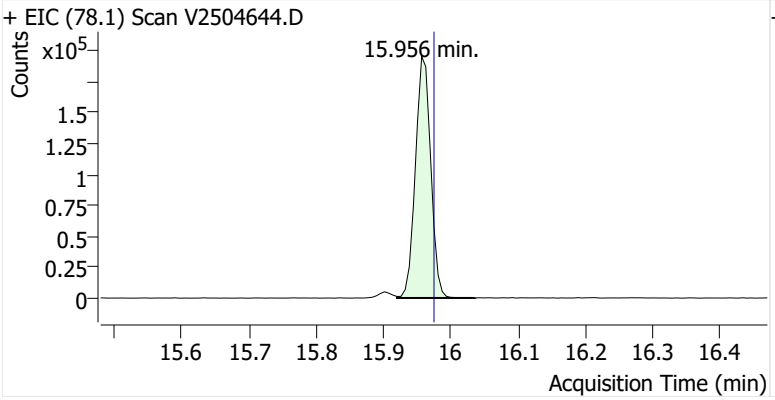

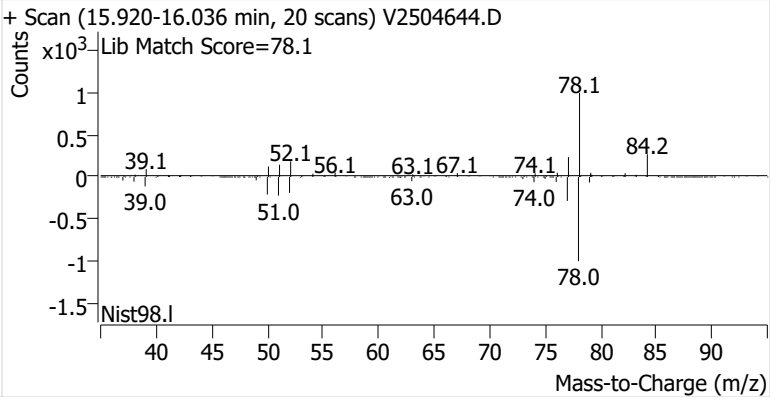

Toluene-d8 (IS)

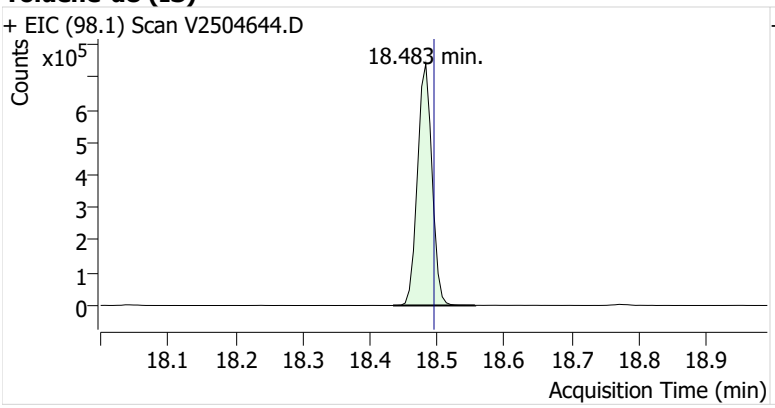

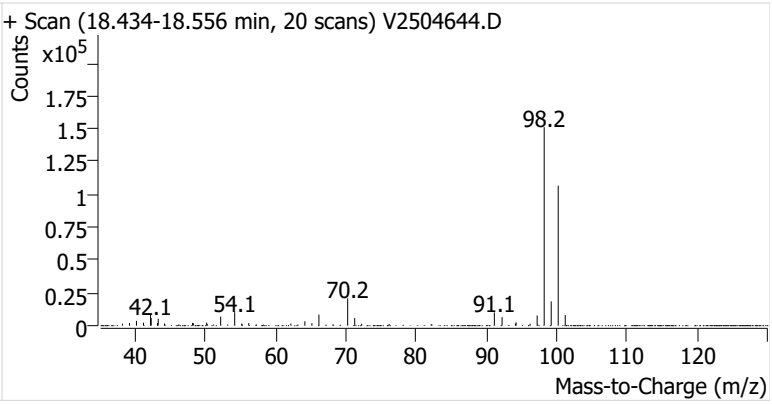

Toluene

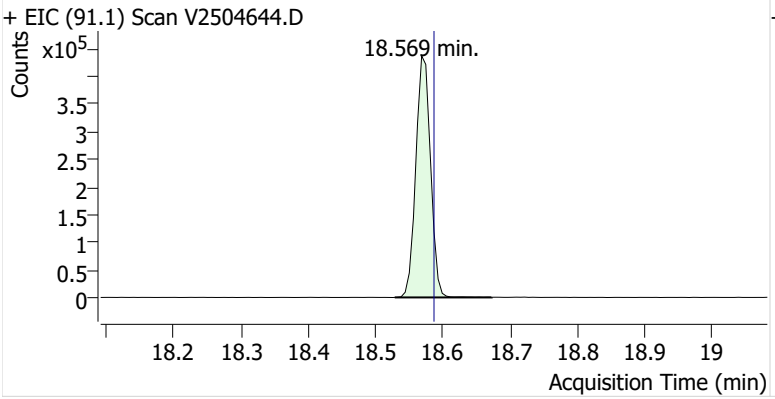

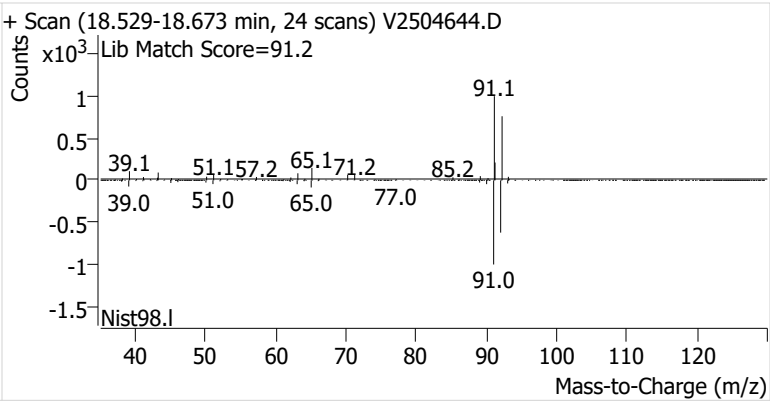

Ethylbenzene

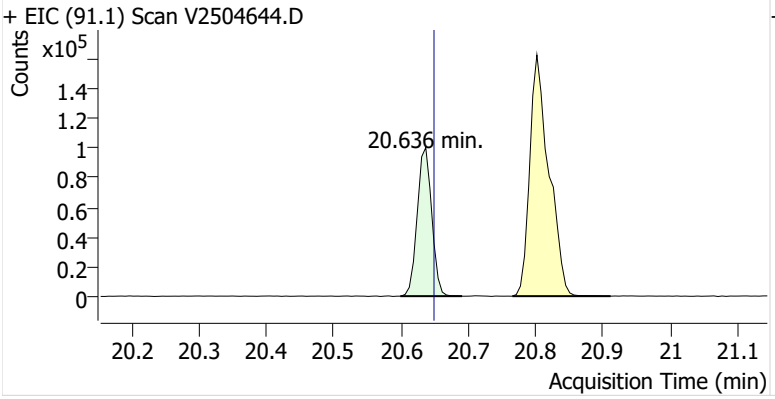

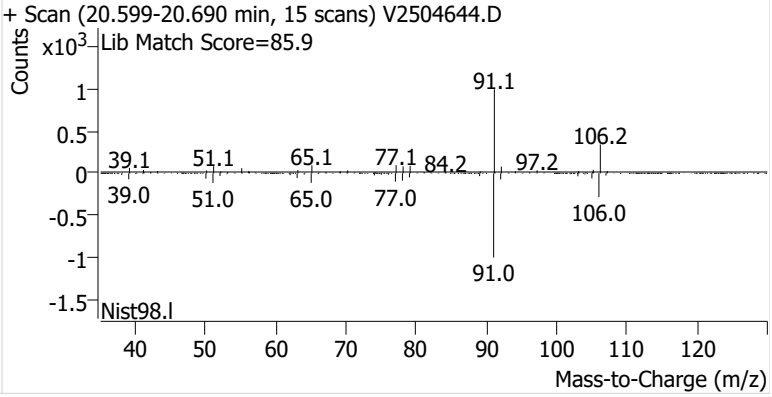

m-/p-Xylenes

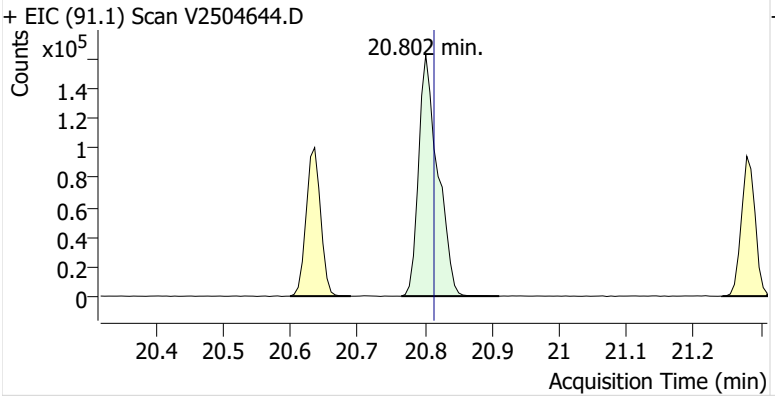

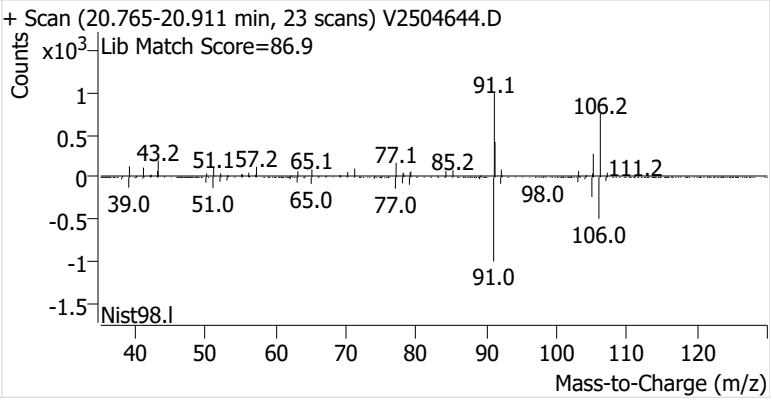

o-Xylene

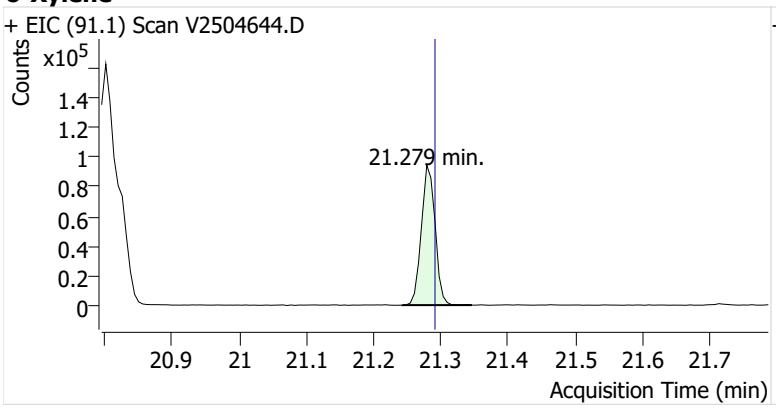
+ EIC (91.1) Scan V2504644.D
Counts
x10^5
1.4
1.2
1
0.8
0.6
0.4
0.2
0
21.279 min.
20.9
21
21.1
21.2
21.3
21.4
21.5
21.6
21.7
Acquisition Time (min)

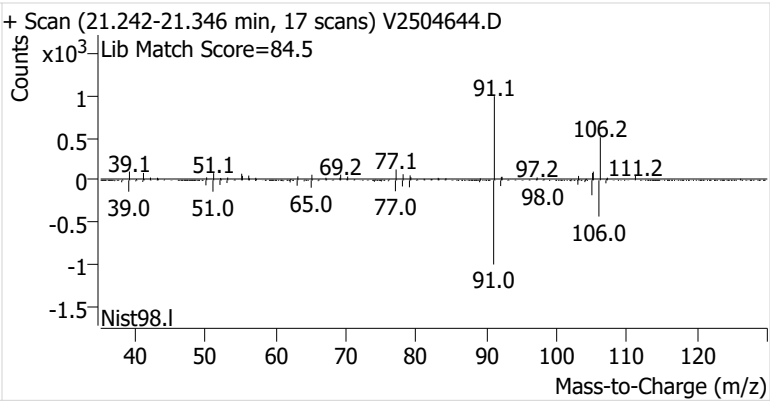
+ Scan (21.242-21.346 min, 17 scans) V2504644.D
Counts
x10^3
Lib Match Score=84.5
1
0.5
0
-0.5
-1
-1.5
91.1
106.2
39.1
51.1
69.2
77.1
97.2
111.2
39.0
51.0
65.0
77.0
98.0
106.0
91.0
Nist98.l
40
50
60
70
80
90
100
110
120
Mass-to-Charge (m/z)

Name	CGOSP-4-S-20250715
Comment	C17177; Recollect
Data File	V2504645.D
Acq. Date-Time	8/6/2025 7:16:04 PM
Acq. Method File	M325B-TD-Cryo9
Tube Sorbent	Carbopack X
Analyze Quant Version	12.1
Report Quant Version	12.1

Sample Chromatogram

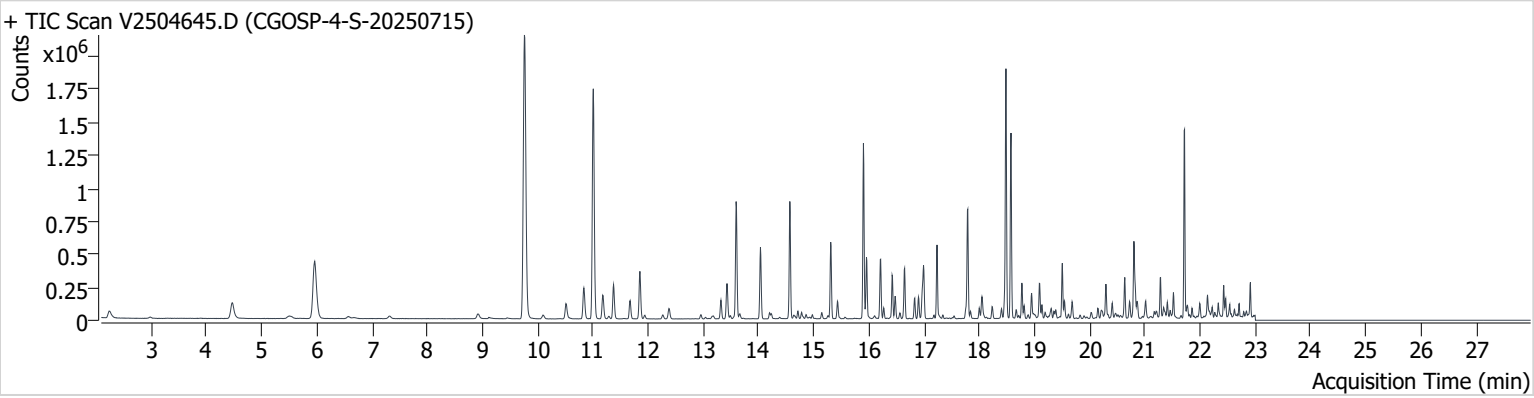

Name	ISTD	RT	ICAL RT	Resp.	Int. Flag
Benzene-d6 (IS)		15.901	15.920	1,070,439	
Benzene	Benzene-d6 (IS)	15.956	15.975	359,016	
Toluene-d8 (IS)		18.483	18.495	1,113,851	
Toluene	Toluene-d8 (IS)	18.575	18.587	819,668	
Ethylbenzene	Toluene-d8 (IS)	20.636	20.649	181,603	
m-/p-Xylenes	Toluene-d8 (IS)	20.802	20.814	396,361	
o-Xylene	Toluene-d8 (IS)	21.279	21.291	157,132	

Benzene-d6 (IS)

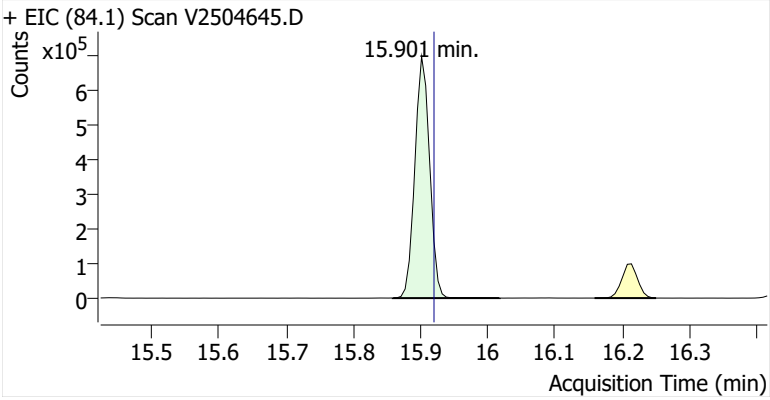

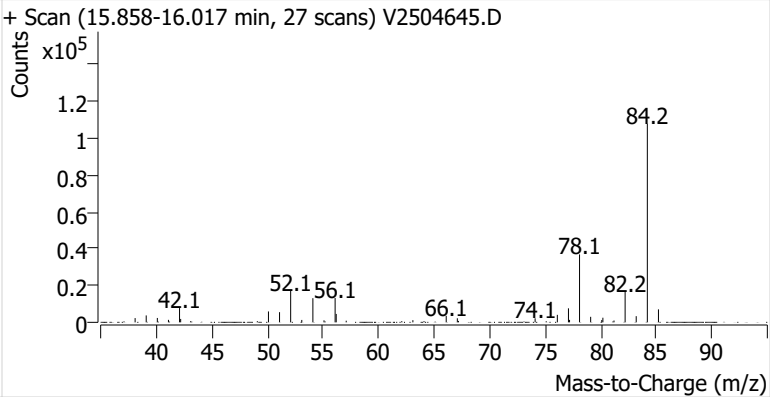

Benzene

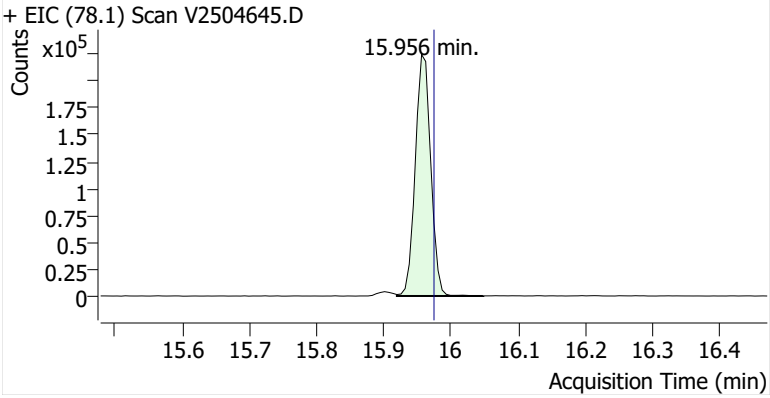

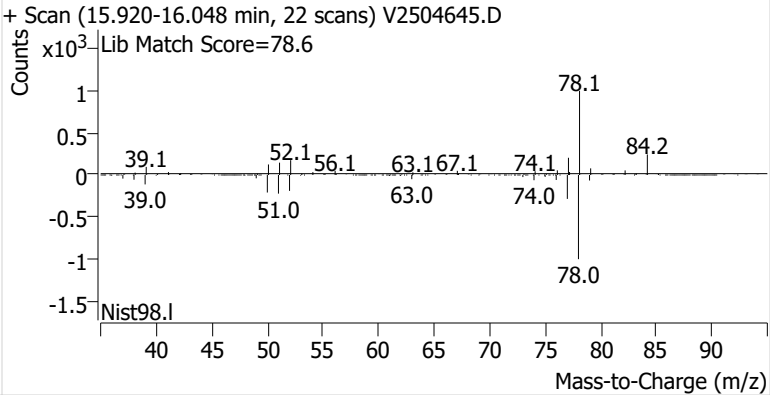

Toluene-d8 (IS)

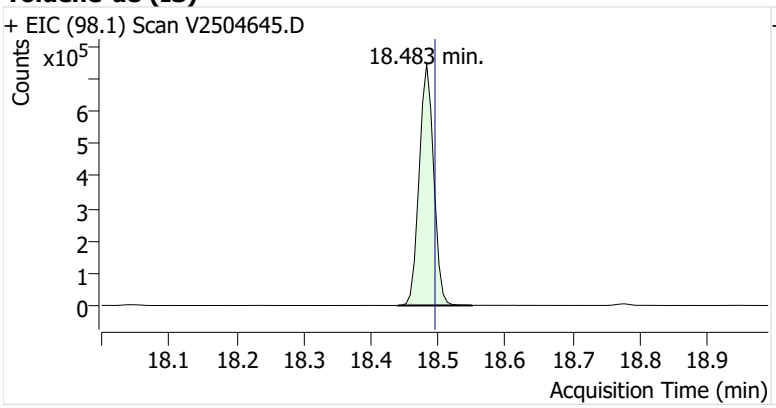

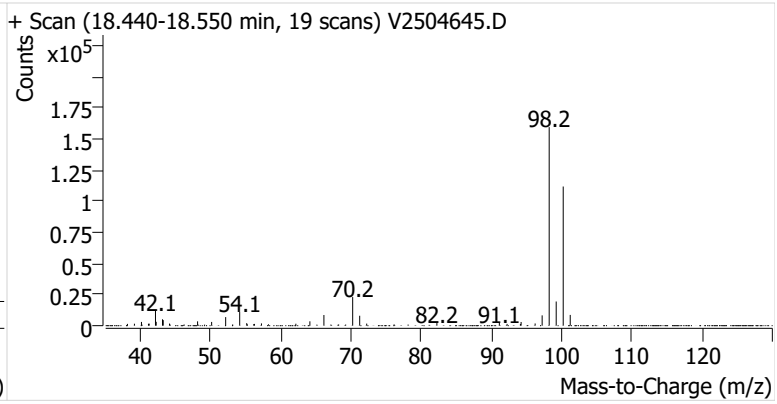

Toluene

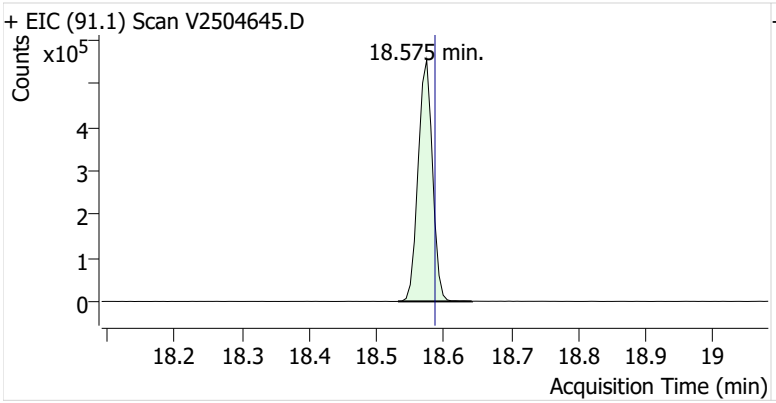

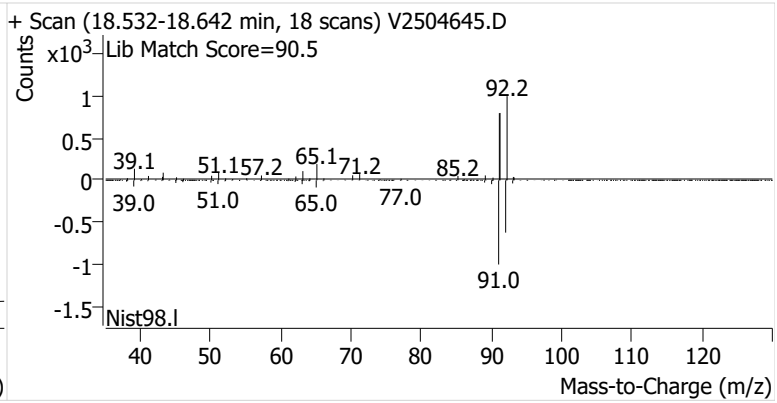

Ethylbenzene

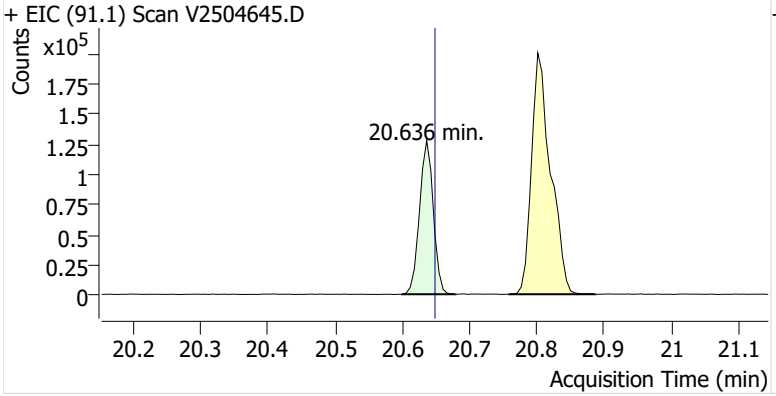

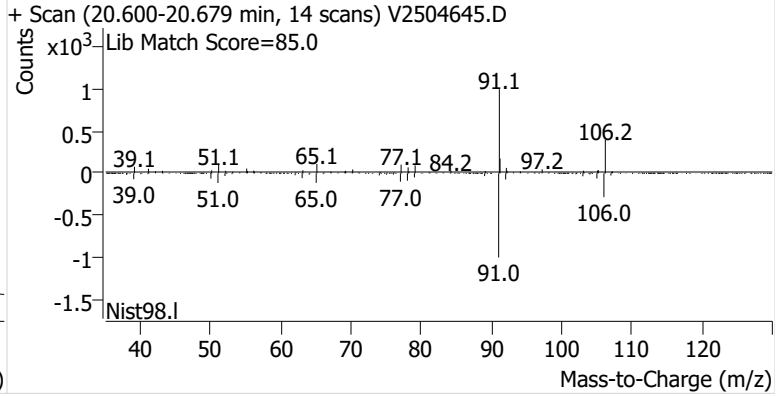

m-/p-Xylenes

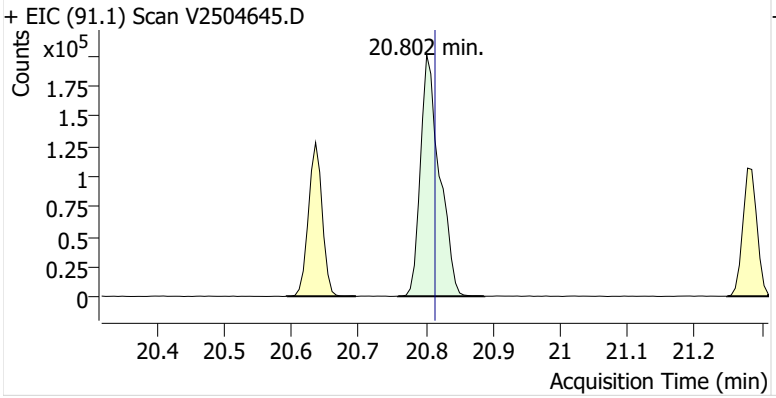

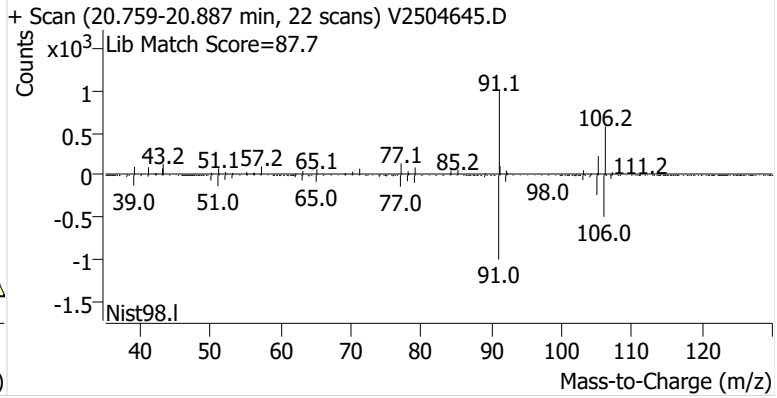

o-Xylene

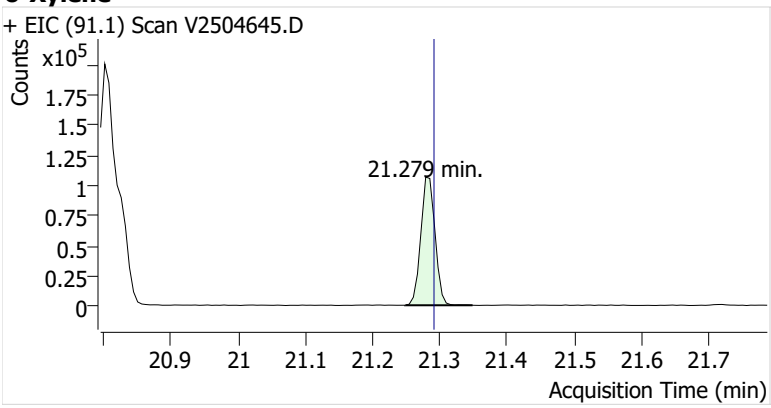
+ EIC (91.1) Scan V2504645.D
Counts
x10^5
1.75
1.5
1.25
1
0.75
0.5
0.25
0
21.279 min.
20.9
21
21.1
21.2
21.3
21.4
21.5
21.6
21.7
Acquisition Time (min)

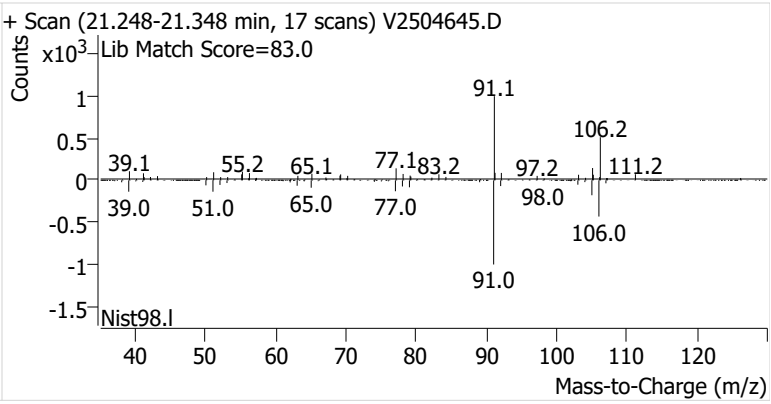
+ Scan (21.248-21.348 min, 17 scans) V2504645.D
Counts
x10^3
Lib Match Score=83.0
1
0.5
0
-0.5
-1
-1.5
91.1
106.2
39.1
55.2
65.1
77.1
83.2
97.2
111.2
39.0
51.0
65.0
77.0
98.0
106.0
91.0
Nist98.l
40
50
60
70
80
90
100
110
120
Mass-to-Charge (m/z)

Name	CGOSP-5-S-20250715
Comment	C34153; Recollect
Data File	V2504646.D
Acq. Date-Time	8/6/2025 7:56:39 PM
Acq. Method File	M325B-TD-Cryo9
Tube Sorbent	Carbopack X
Analyze Quant Version	12.1
Report Quant Version	12.1

Sample Chromatogram

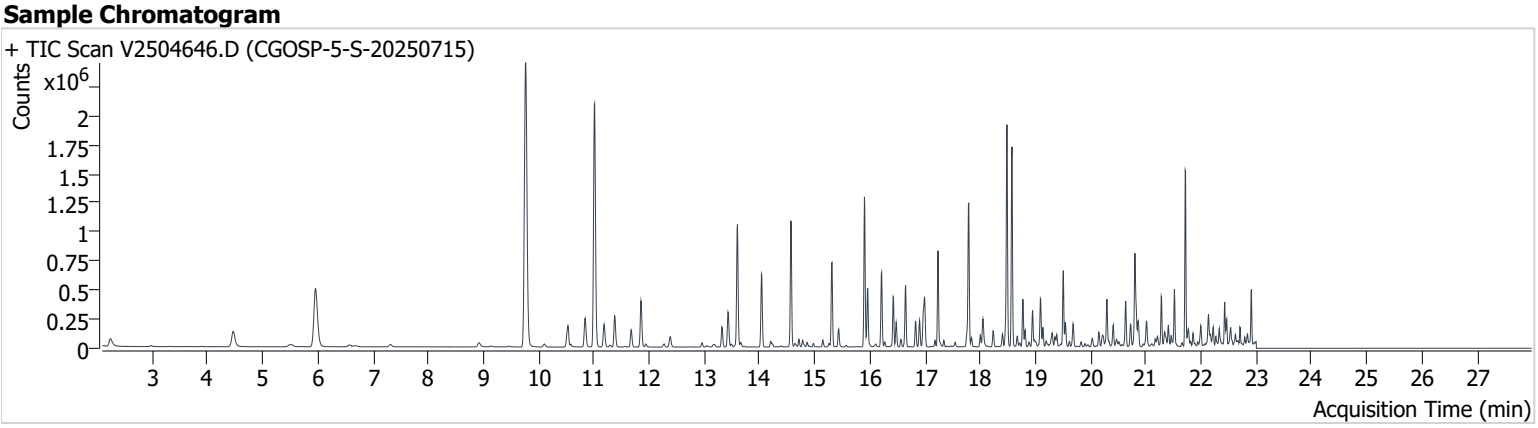

Name	ISTD	RT	ICAL RT	Resp.	Int. Flag
Benzene-d6 (IS)		15.901	15.920	1,053,722	
Benzene	Benzene-d6 (IS)	15.962	15.975	395,278	
Toluene-d8 (IS)		18.483	18.495	1,108,088	
Toluene	Toluene-d8 (IS)	18.575	18.587	1,019,014	
Ethylbenzene	Toluene-d8 (IS)	20.636	20.649	233,067	
m-/p-Xylenes	Toluene-d8 (IS)	20.801	20.814	547,191	
o-Xylene	Toluene-d8 (IS)	21.279	21.291	215,450	

Benzene-d6 (IS)

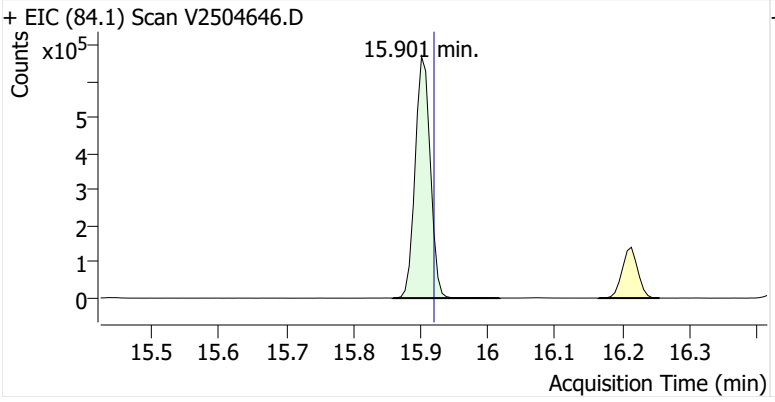

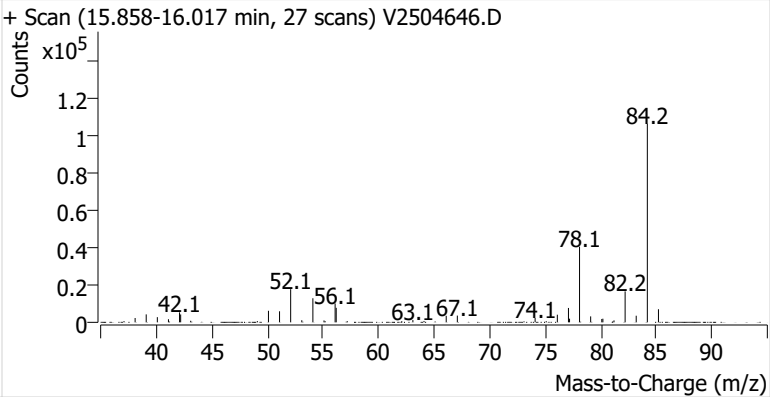

Benzene

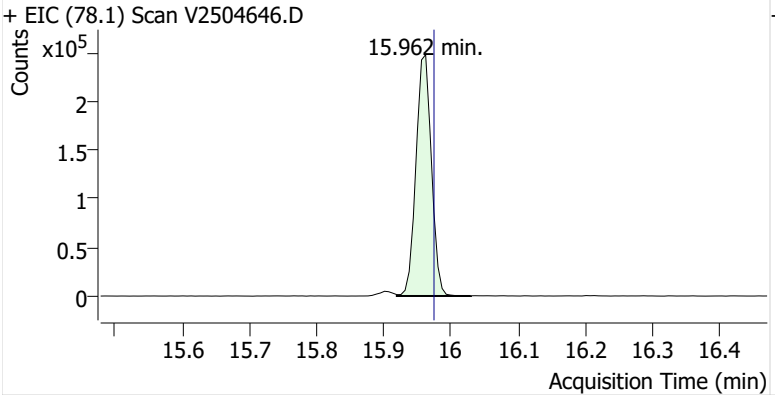

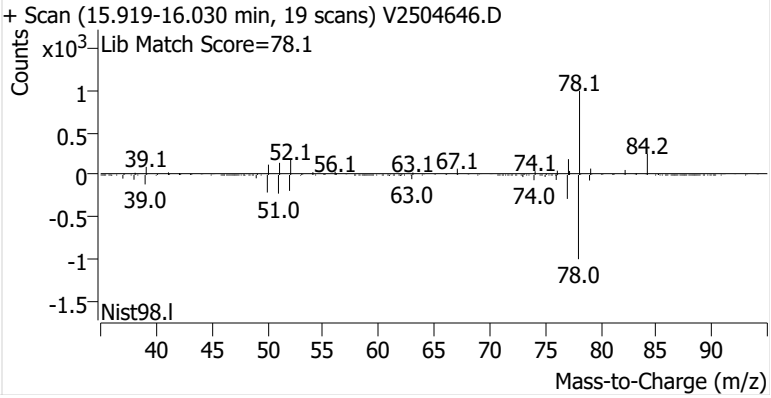

Toluene-d8 (IS)

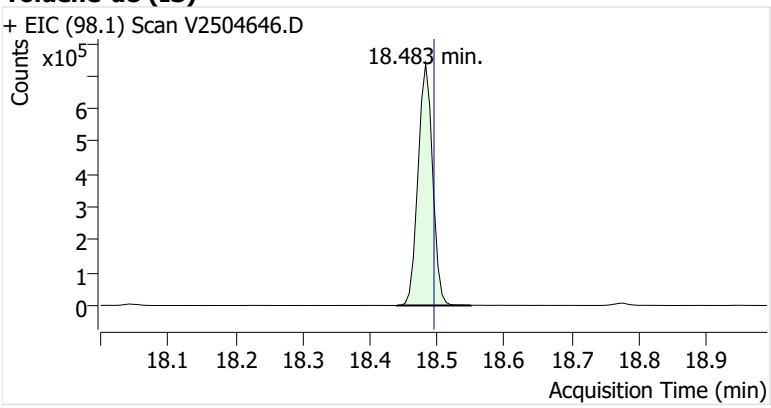

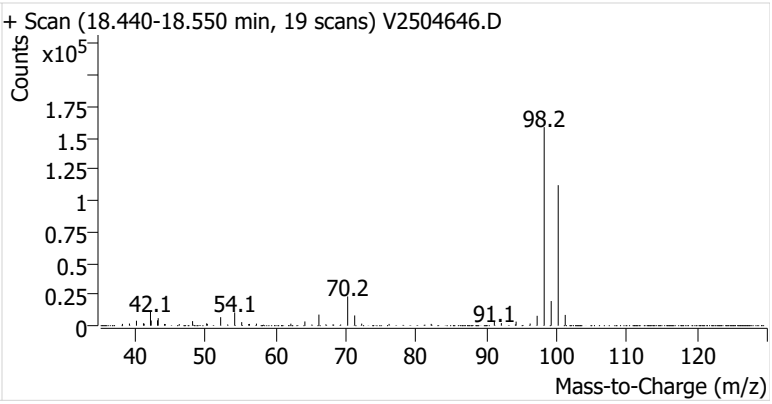

Toluene

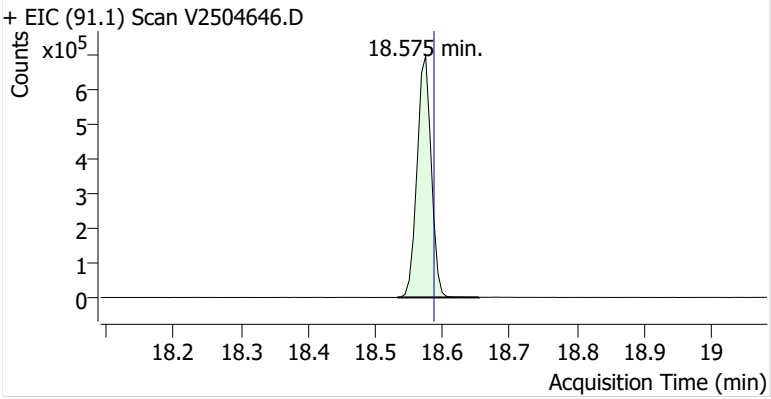

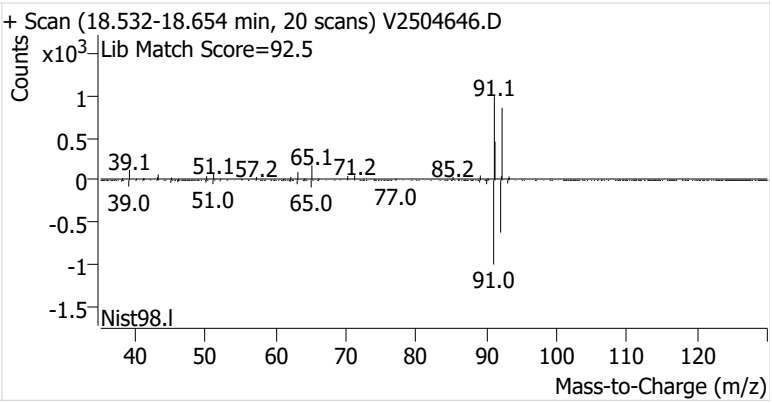

Ethylbenzene

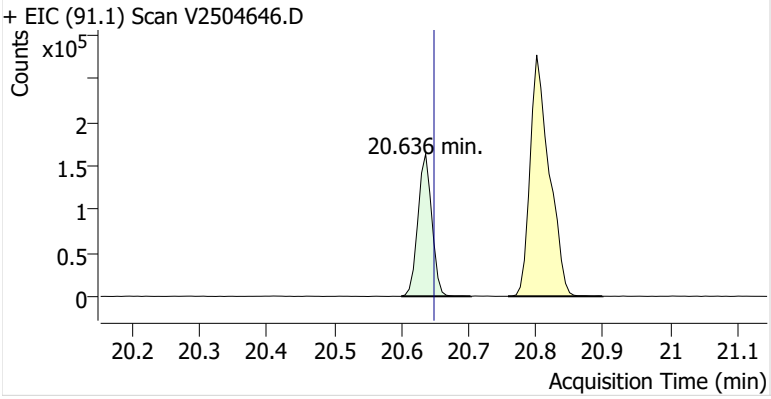

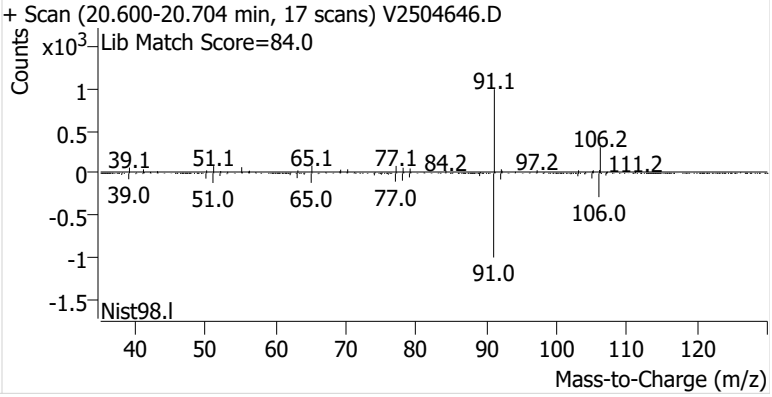

m-/p-Xylenes

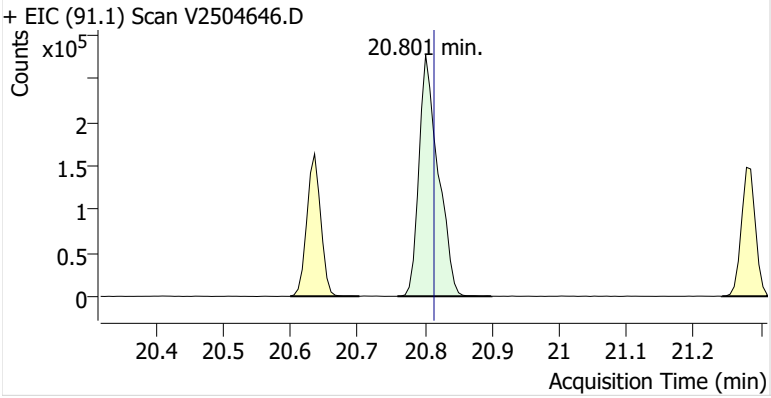

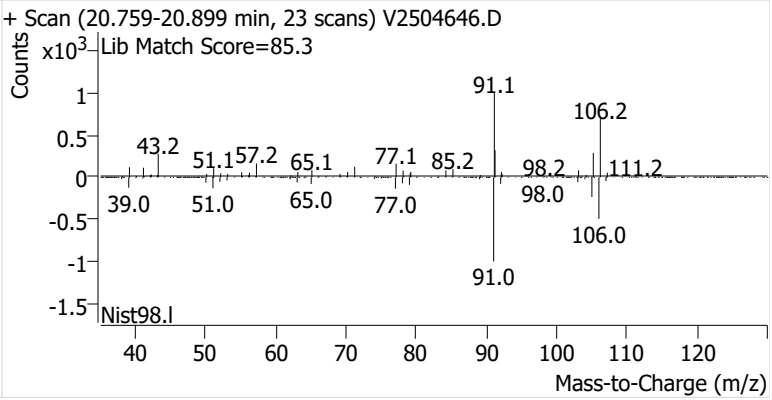

o-Xylene

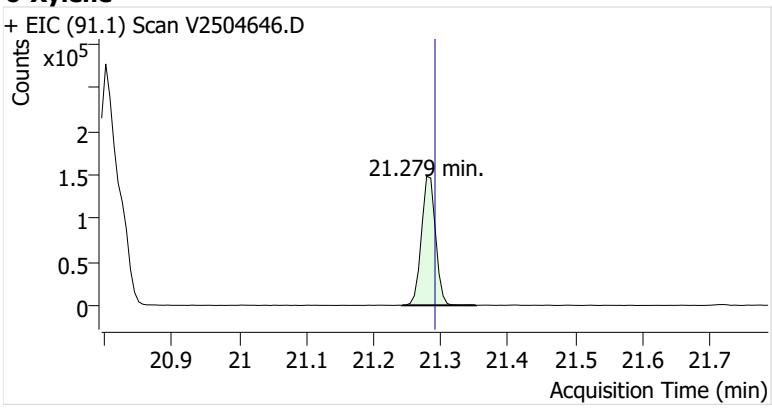
+ EIC (91.1) Scan V2504646.D
Counts
x10^5
21.279 min.
Acquisition Time (min)

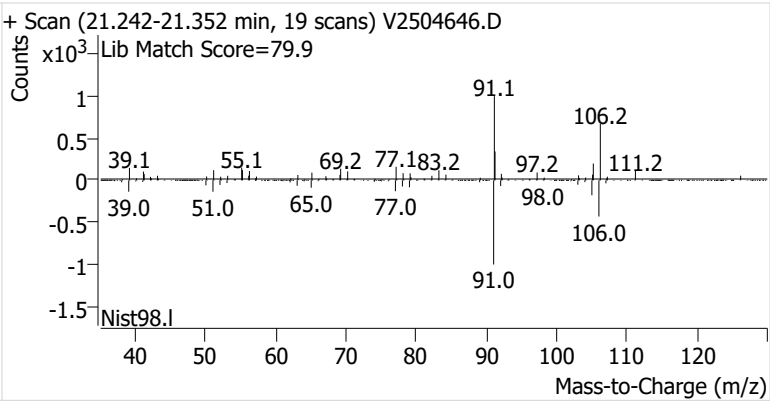
+ Scan (21.242-21.352 min, 19 scans) V2504646.D
Counts
x10^3
Lib Match Score=79.9
91.1
106.2
39.1
55.1
69.2
77.1
83.2
97.2
111.2
39.0
51.0
65.0
77.0
98.0
106.0
91.0
Nist98.l
Mass-to-Charge (m/z)

Name	CGOSP-6-S-20250715
Comment	C17110; Recollect
Data File	V2504647.D
Acq. Date-Time	8/6/2025 8:37:16 PM
Acq. Method File	M325B-TD-Cryo9
Tube Sorbent	Carbopack X
Analyze Quant Version	12.1
Report Quant Version	12.1

Sample Chromatogram

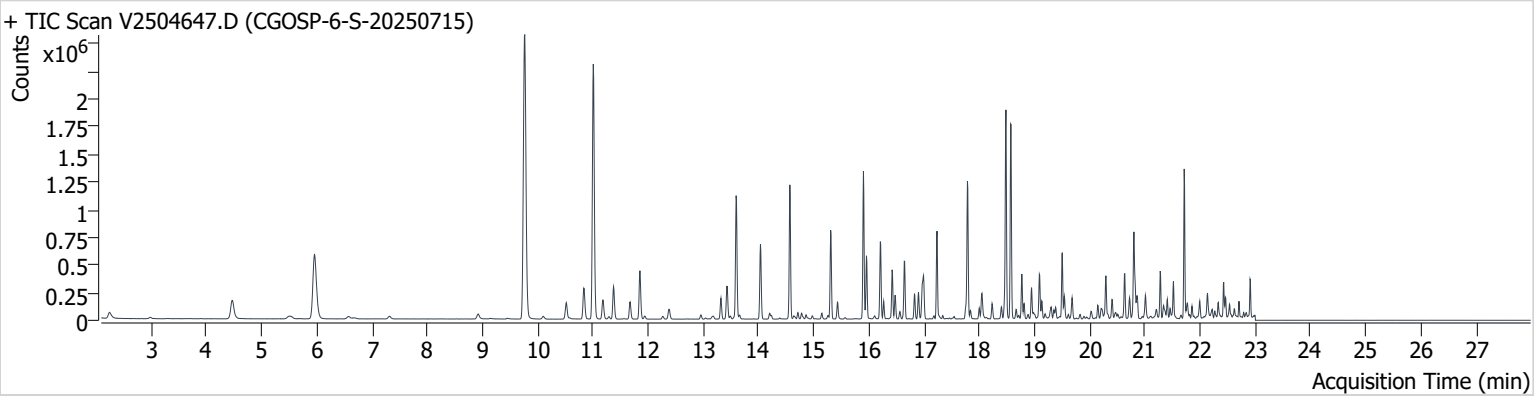

Name	ISTD	RT	ICAL RT	Resp.	Int. Flag
Benzene-d6 (IS)		15.901	15.920	1,061,945	
Benzene	Benzene-d6 (IS)	15.956	15.975	436,283	
Toluene-d8 (IS)		18.483	18.495	1,126,077	
Toluene	Toluene-d8 (IS)	18.568	18.587	1,102,448	
Ethylbenzene	Toluene-d8 (IS)	20.636	20.649	252,824	
m-/p-Xylenes	Toluene-d8 (IS)	20.801	20.814	531,322	
o-Xylene	Toluene-d8 (IS)	21.279	21.291	208,756	

Benzene-d6 (IS)

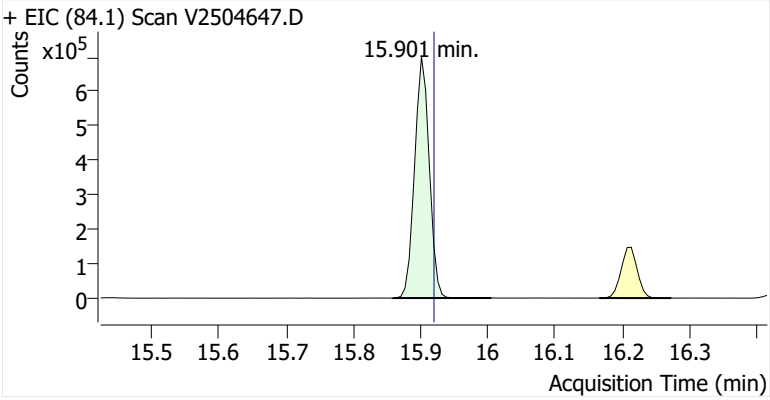

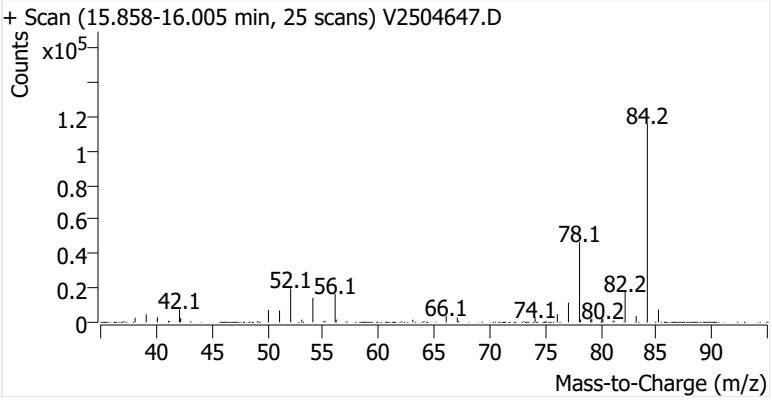

Benzene

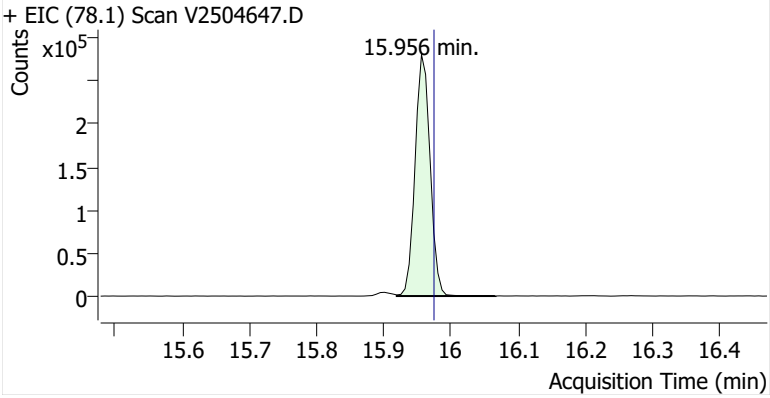

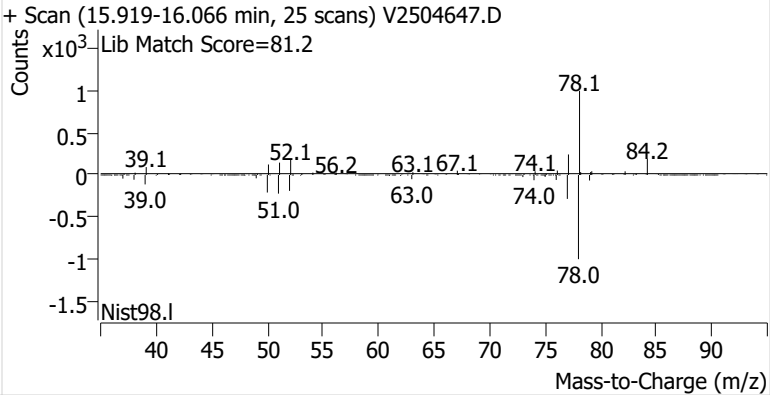

Toluene-d8 (IS)

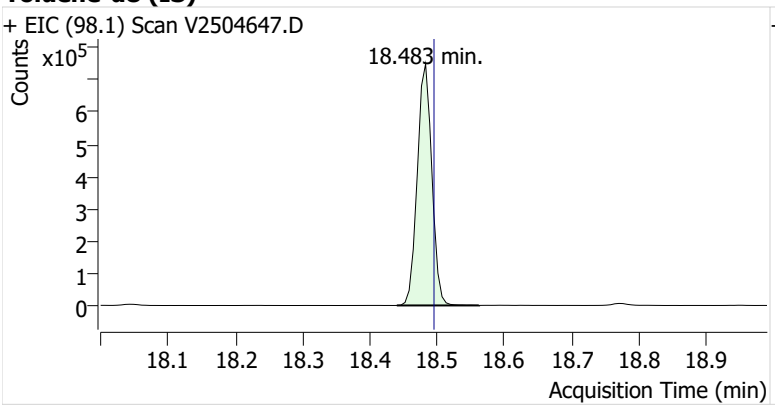

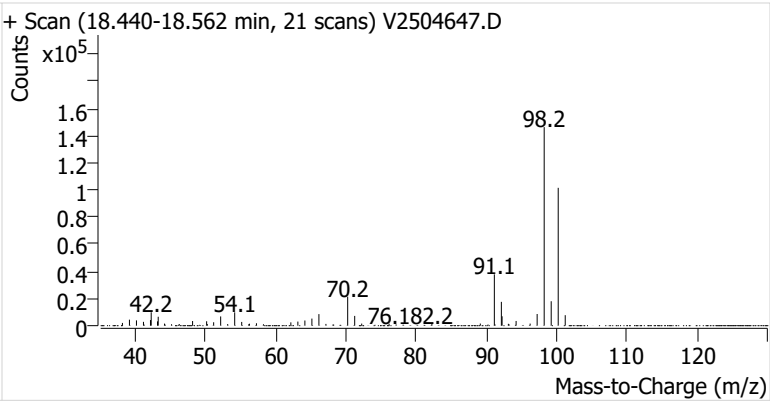

Toluene

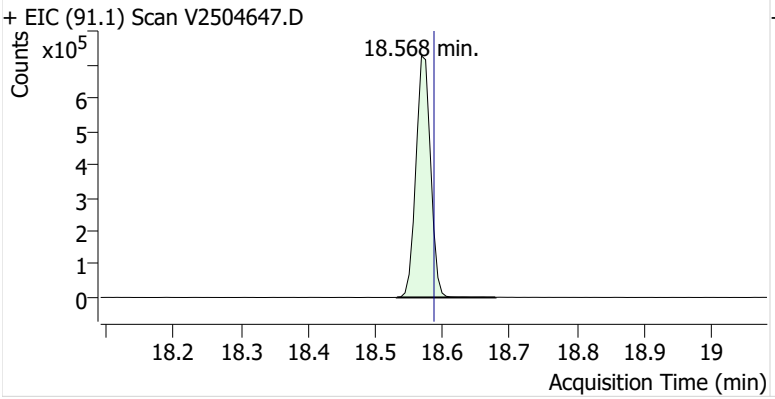

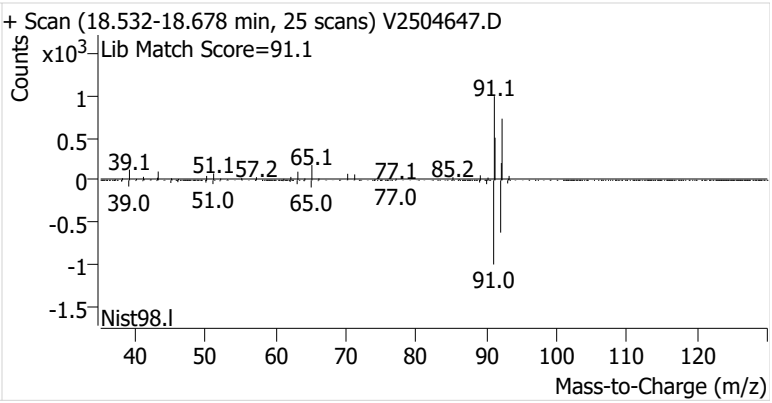

Ethylbenzene

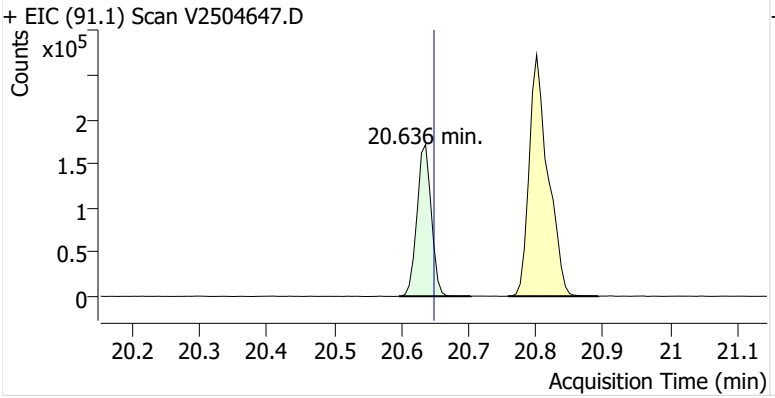

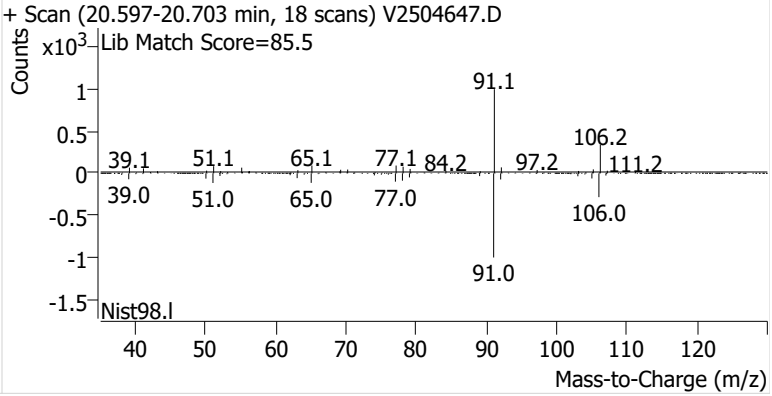

m-/p-Xylenes

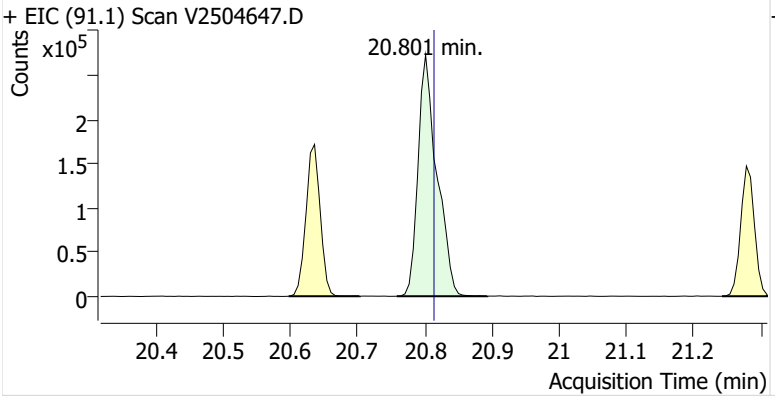

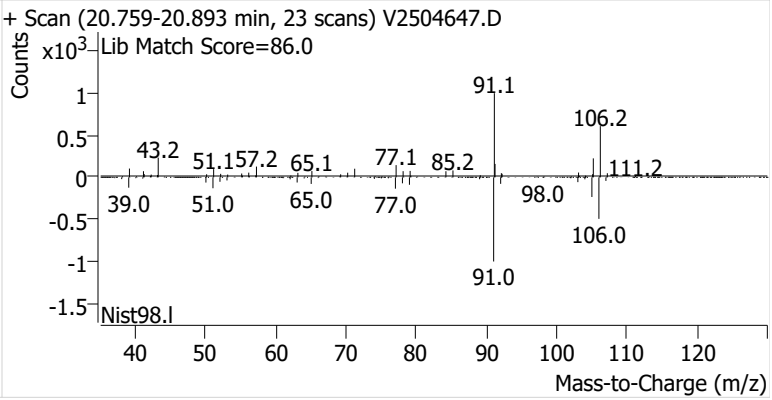

o-Xylene

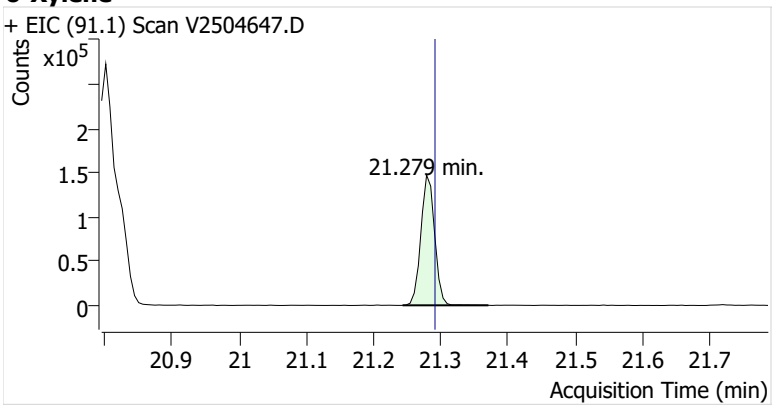
+ EIC (91.1) Scan V2504647.D
Counts
x10^5
2
1.5
1
0.5
0
21.279 min.
20.9
21
21.1
21.2
21.3
21.4
21.5
21.6
21.7
Acquisition Time (min)

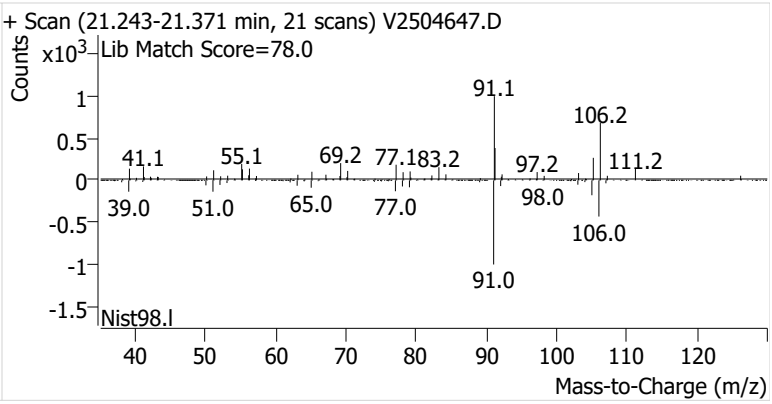
+ Scan (21.243-21.371 min, 21 scans) V2504647.D
Counts
x10^3
Lib Match Score=78.0
1
0.5
0
-0.5
-1
-1.5
91.1
106.2
41.1
55.1
69.2
77.1
83.2
97.2
111.2
39.0
51.0
65.0
77.0
98.0
106.0
91.0
Nist98.l
40
50
60
70
80
90
100
110
120
Mass-to-Charge (m/z)

Name	CGOSP-7-S-20250715
Comment	B42754; Recollect
Data File	V2504648.D
Acq. Date-Time	8/6/2025 9:17:45 PM
Acq. Method File	M325B-TD-Cryo9
Tube Sorbent	Carbopack X
Analyze Quant Version	12.1
Report Quant Version	12.1

Sample Chromatogram

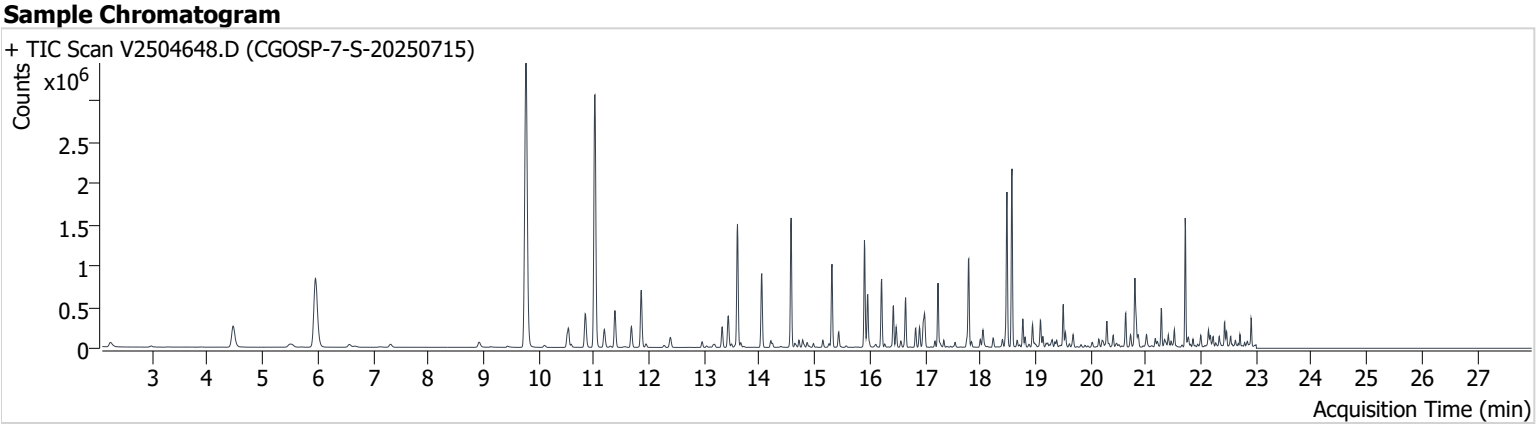

Name	ISTD	RT	ICAL RT	Resp.	Int. Flag
Benzene-d6 (IS)		15.901	15.920	1,048,700	
Benzene	Benzene-d6 (IS)	15.962	15.975	509,290	
Toluene-d8 (IS)		18.483	18.495	1,115,261	
Toluene	Toluene-d8 (IS)	18.575	18.587	1,337,633	
Ethylbenzene	Toluene-d8 (IS)	20.636	20.649	262,881	
m-/p-Xylenes	Toluene-d8 (IS)	20.802	20.814	592,292	
o-Xylene	Toluene-d8 (IS)	21.279	21.291	238,884	

Benzene-d6 (IS)

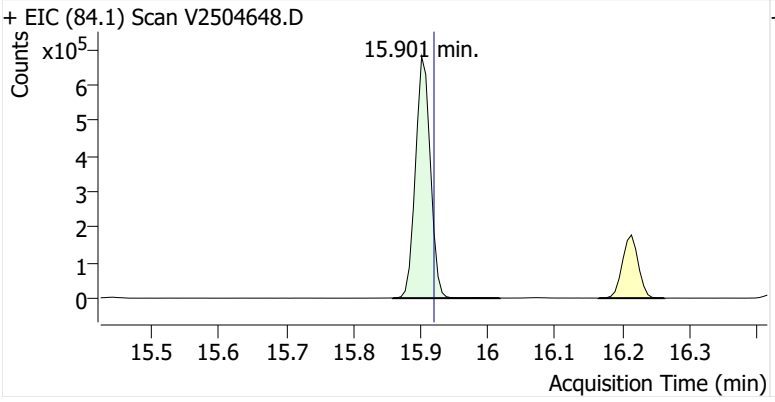

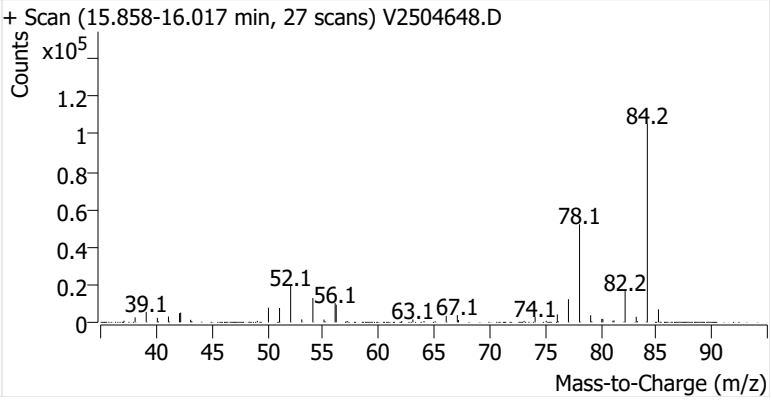

Benzene

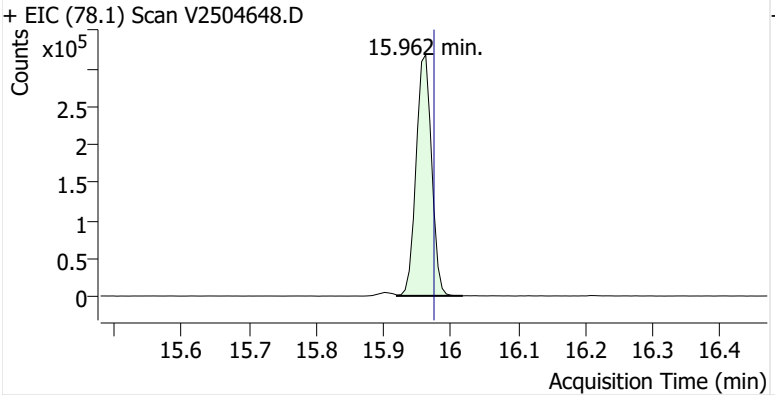

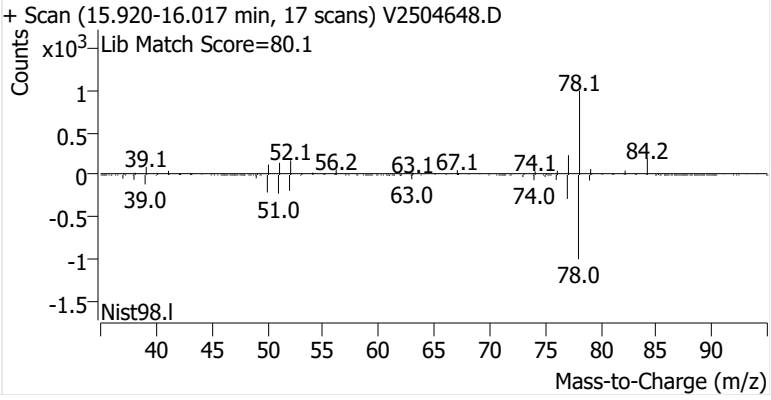

Toluene-d8 (IS)

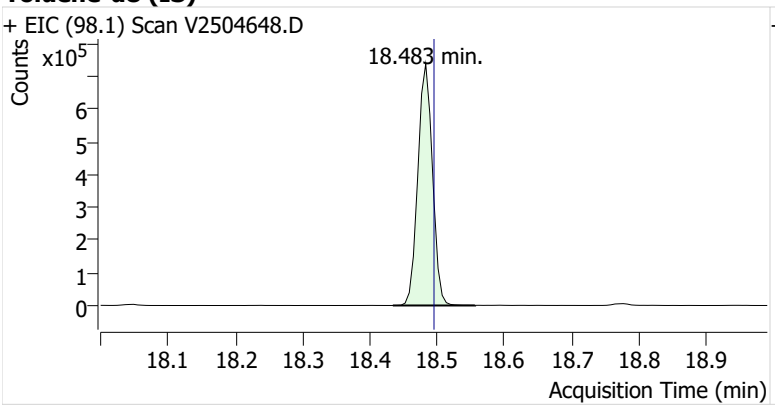

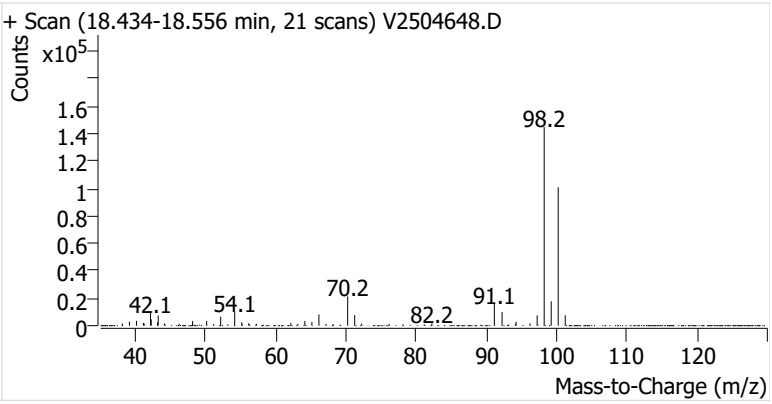

Toluene

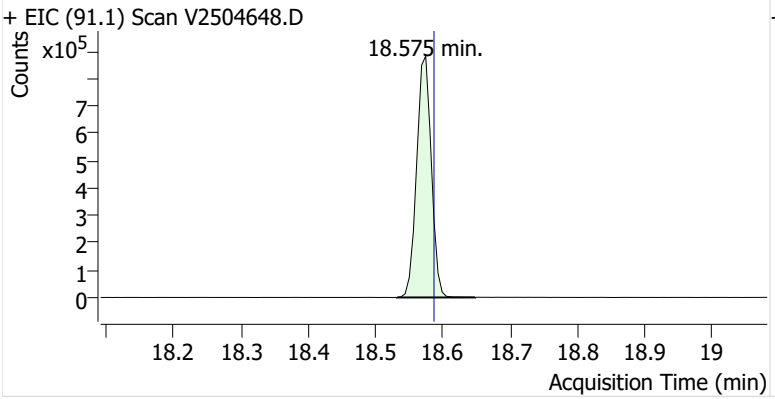

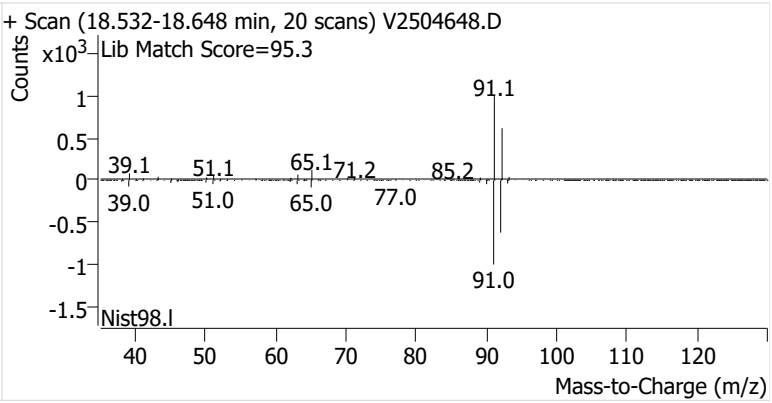

Ethylbenzene

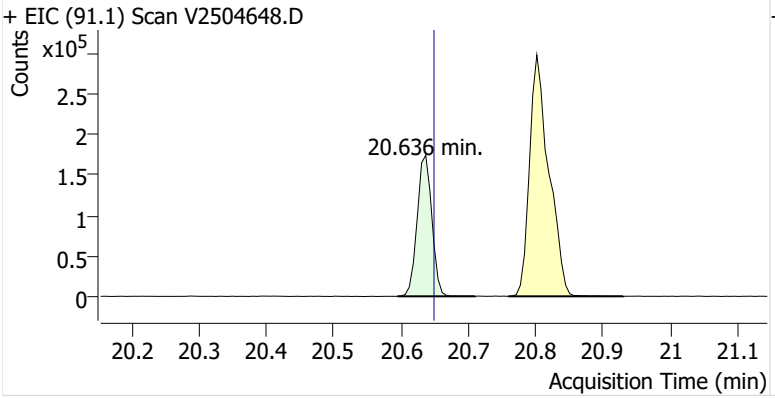

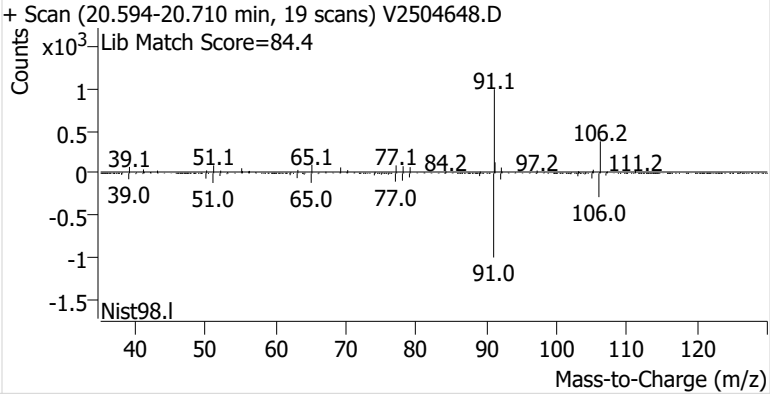

m-/p-Xylenes

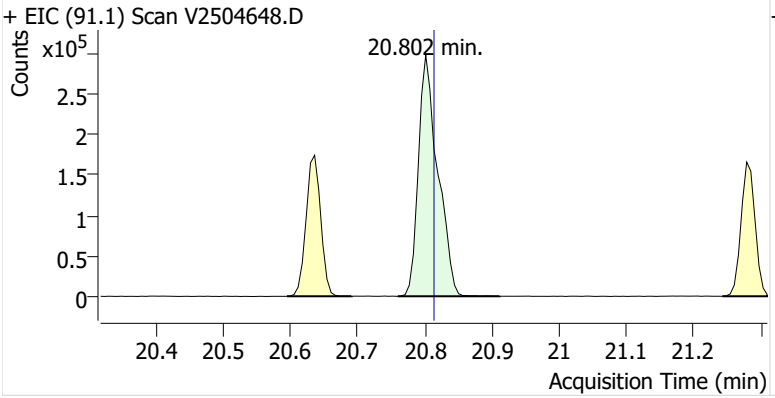

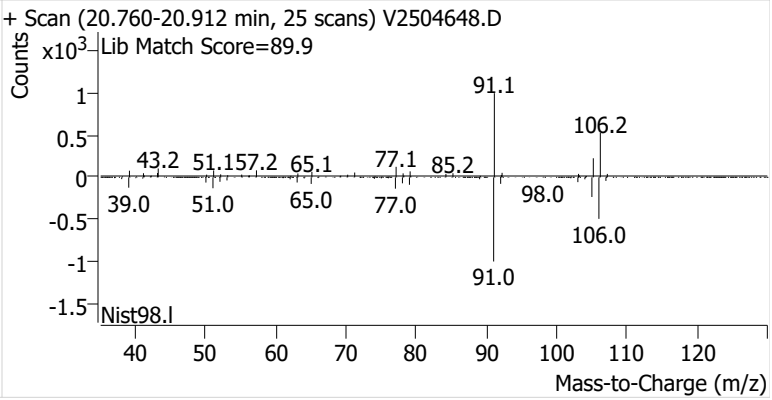

o-Xylene

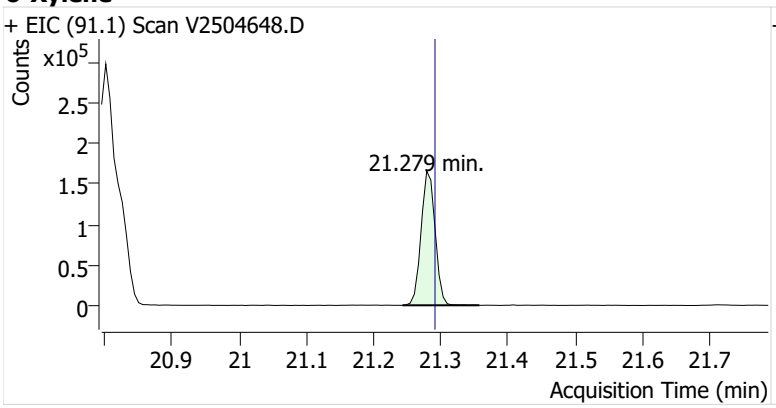
+ EIC (91.1) Scan V2504648.D
Counts
x10^5
2.5
2
1.5
1
0.5
0
21.279 min.
20.9
21
21.1
21.2
21.3
21.4
21.5
21.6
21.7
Acquisition Time (min)

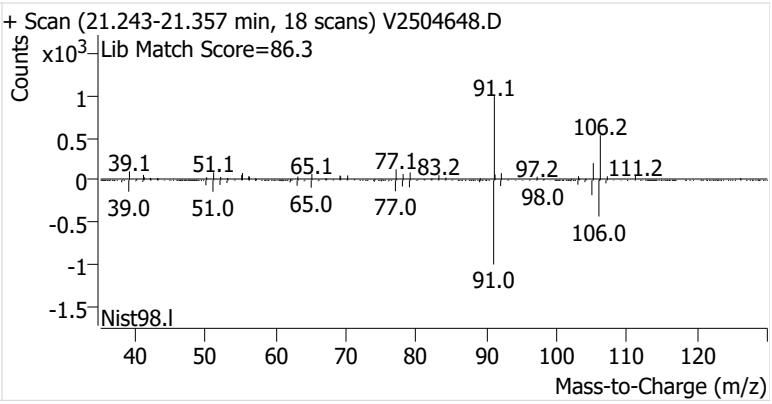
+ Scan (21.243-21.357 min, 18 scans) V2504648.D
Counts
x10^3
Lib Match Score=86.3
1
0.5
0
-0.5
-1
-1.5
91.1
106.2
39.1
51.1
65.1
77.1
83.2
97.2
111.2
39.0
51.0
65.0
77.0
98.0
106.0
91.0
Nist98.l
40
50
60
70
80
90
100
110
120
Mass-to-Charge (m/z)

Name	CGOSP-8-S-20250715
Comment	B29717; Recollect
Data File	V2504649.D
Acq. Date-Time	8/6/2025 9:58:13 PM
Acq. Method File	M325B-TD-Cryo9
Tube Sorbent	Carbopack X
Analyze Quant Version	12.1
Report Quant Version	12.1

Sample Chromatogram

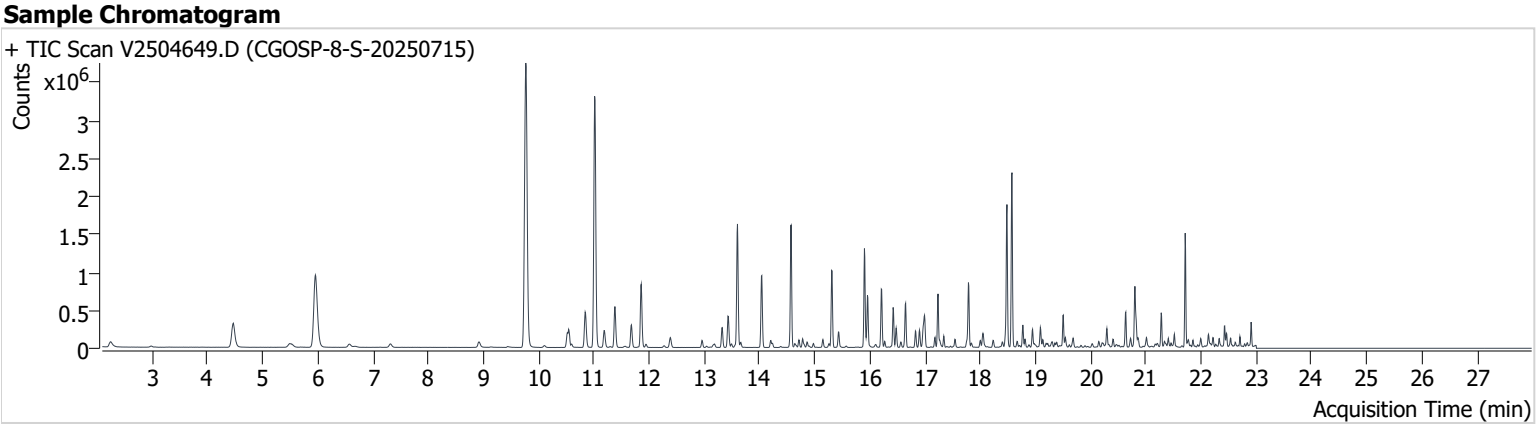

Name	ISTD	RT	ICAL RT	Resp.	Int. Flag
Benzene-d6 (IS)		15.901	15.920	1,057,255	
Benzene	Benzene-d6 (IS)	15.956	15.975	531,533	
Toluene-d8 (IS)		18.483	18.495	1,107,538	
Toluene	Toluene-d8 (IS)	18.575	18.587	1,453,414	
Ethylbenzene	Toluene-d8 (IS)	20.636	20.649	301,789	
m-/p-Xylenes	Toluene-d8 (IS)	20.801	20.814	577,027	
o-Xylene	Toluene-d8 (IS)	21.279	21.291	231,518	

Benzene-d6 (IS)

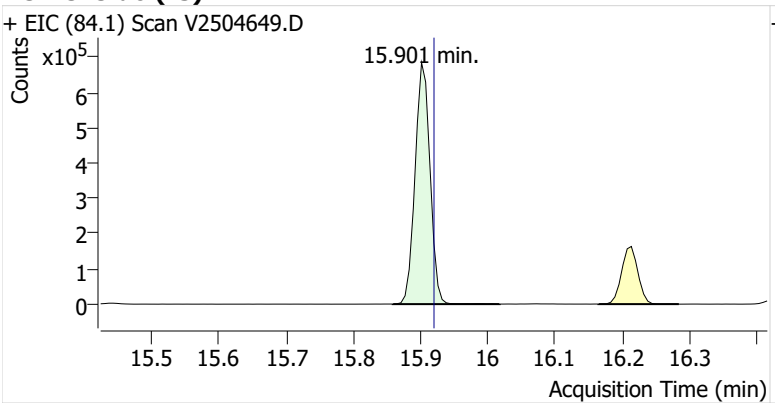

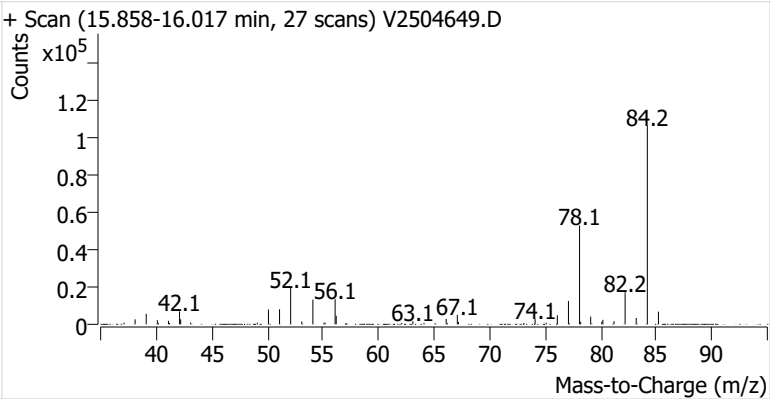

Benzene

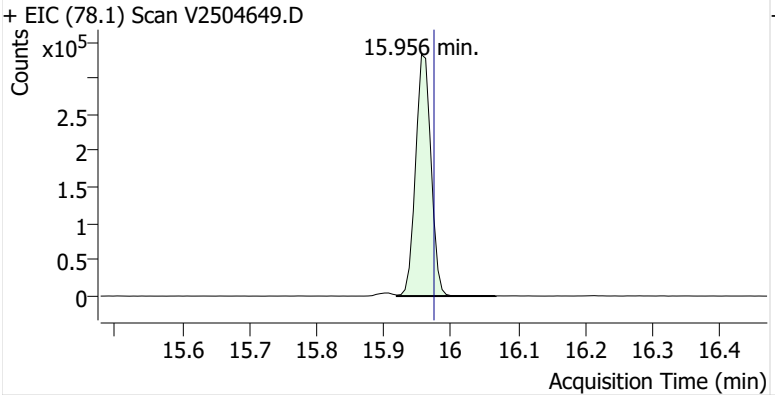

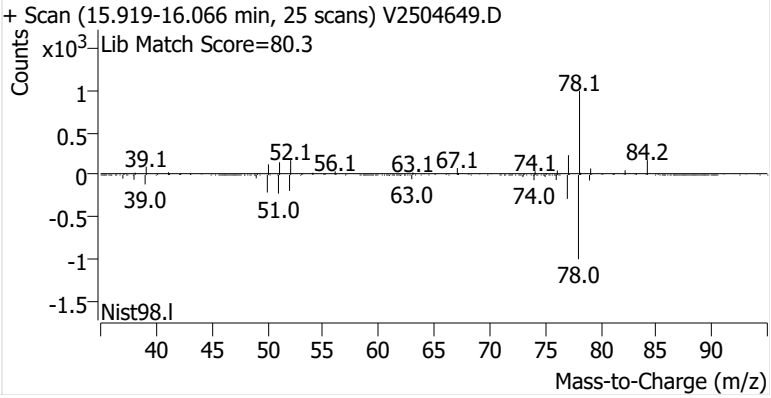

Toluene-d8 (IS)

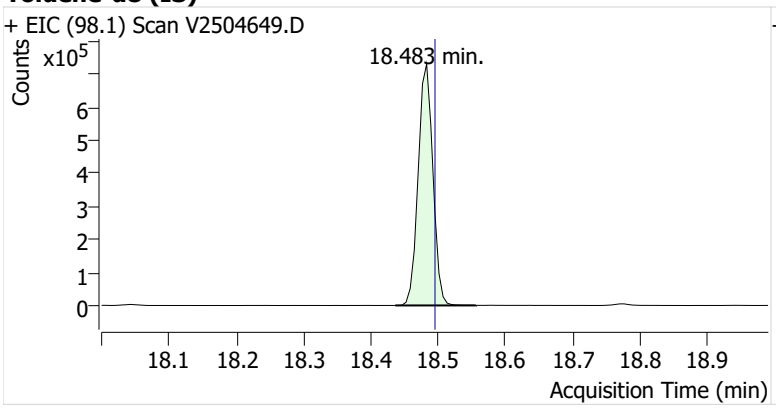

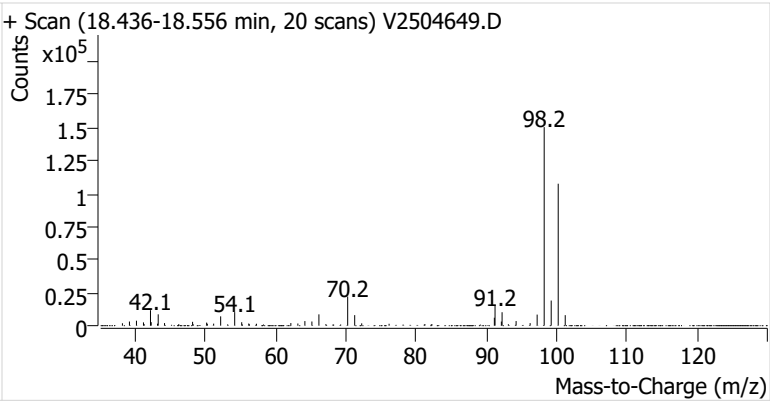

Toluene

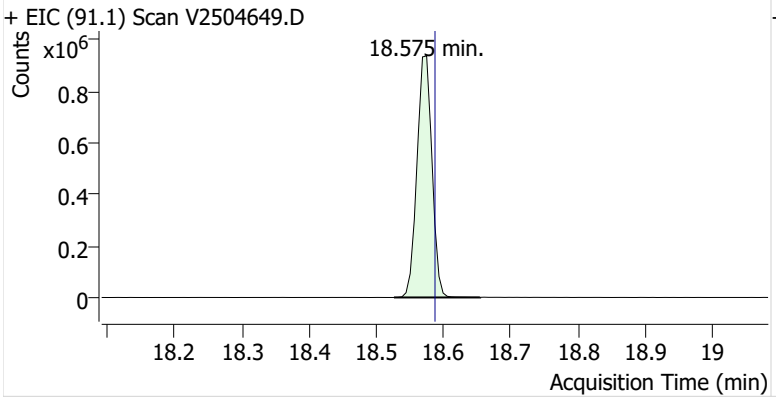

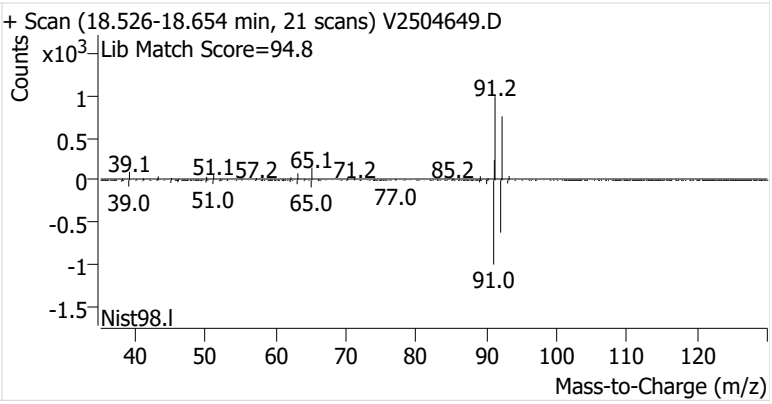

Ethylbenzene

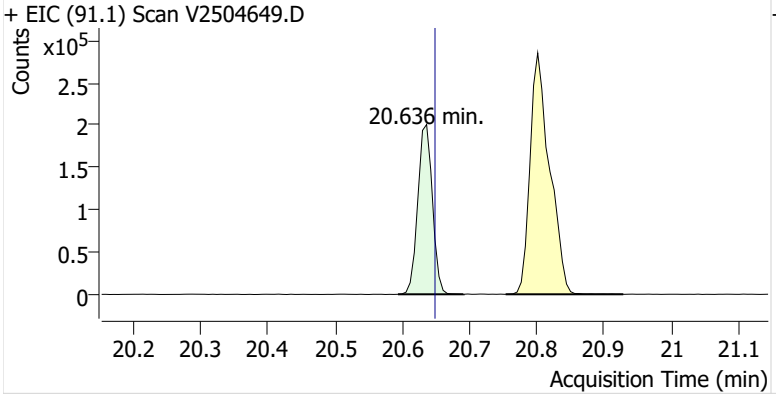

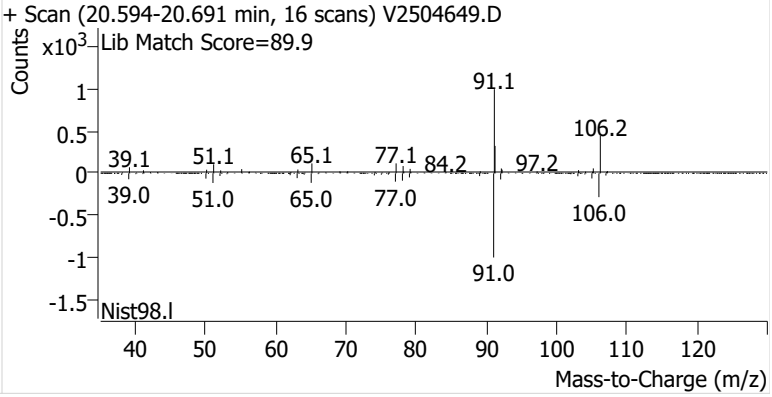

m-/p-Xylenes

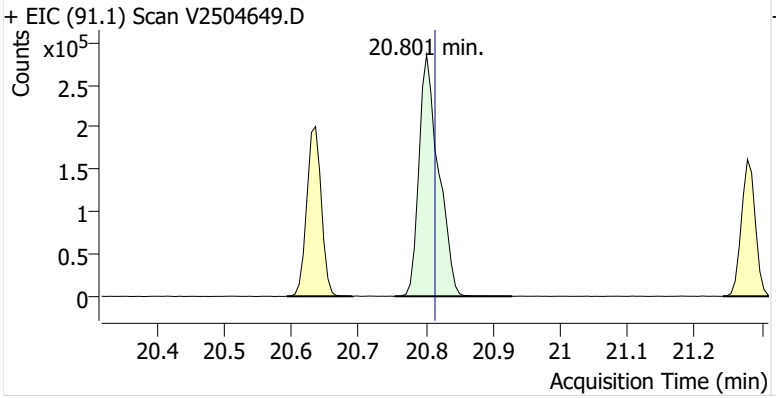

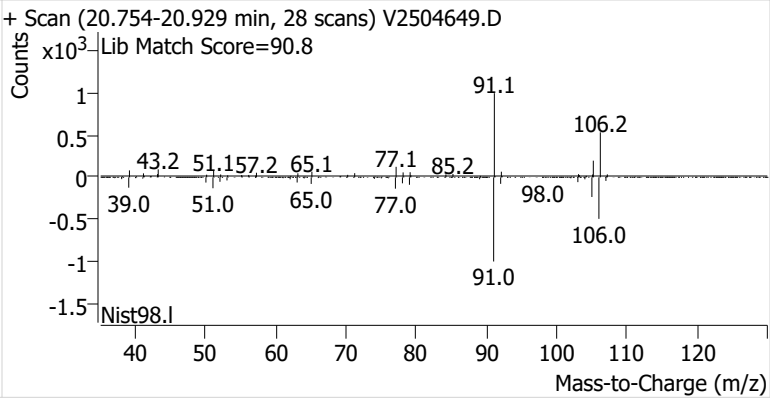

o-Xylene

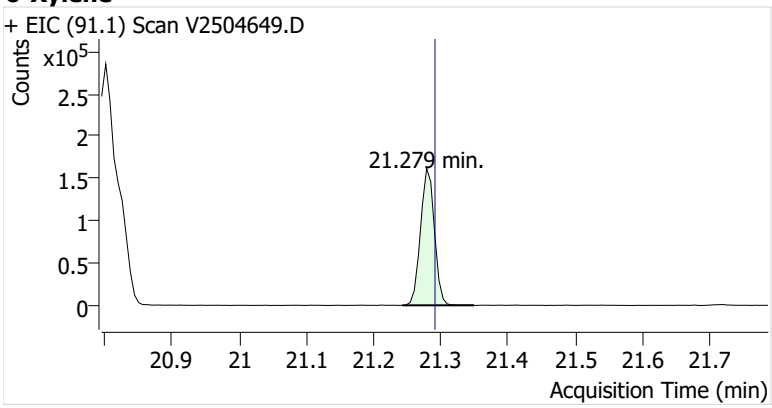
+ EIC (91.1) Scan V2504649.D
Counts
x10^5
2.5
2
1.5
1
0.5
0
21.279 min.
20.9
21
21.1
21.2
21.3
21.4
21.5
21.6
21.7
Acquisition Time (min)

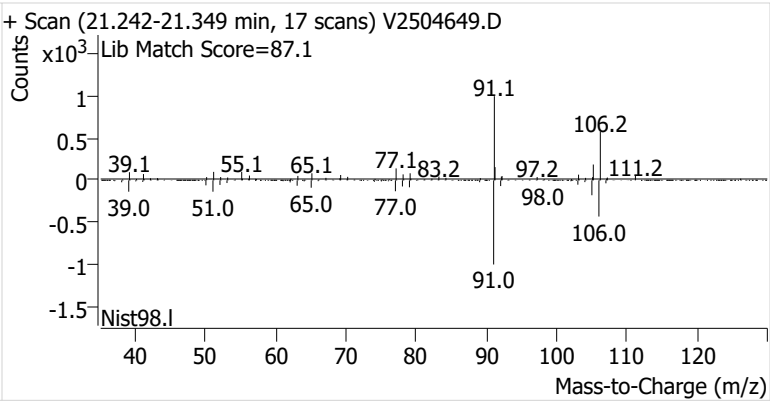
+ Scan (21.242-21.349 min, 17 scans) V2504649.D
Counts
x10^3
Lib Match Score=87.1
1
0.5
0
-0.5
-1
-1.5
91.1
106.2
39.1
55.1
65.1
77.1
83.2
97.2
111.2
39.0
51.0
65.0
77.0
98.0
106.0
91.0
Nist98.l
40
50
60
70
80
90
100
110
120
Mass-to-Charge (m/z)

Name	CGOSP-9-S-20250715
Comment	B44225; Recollect
Data File	V2504650.D
Acq. Date-Time	8/6/2025 10:38:47 PM
Acq. Method File	M325B-TD-Cryo9
Tube Sorbent	Carbopack X
Analyze Quant Version	12.1
Report Quant Version	12.1

Sample Chromatogram

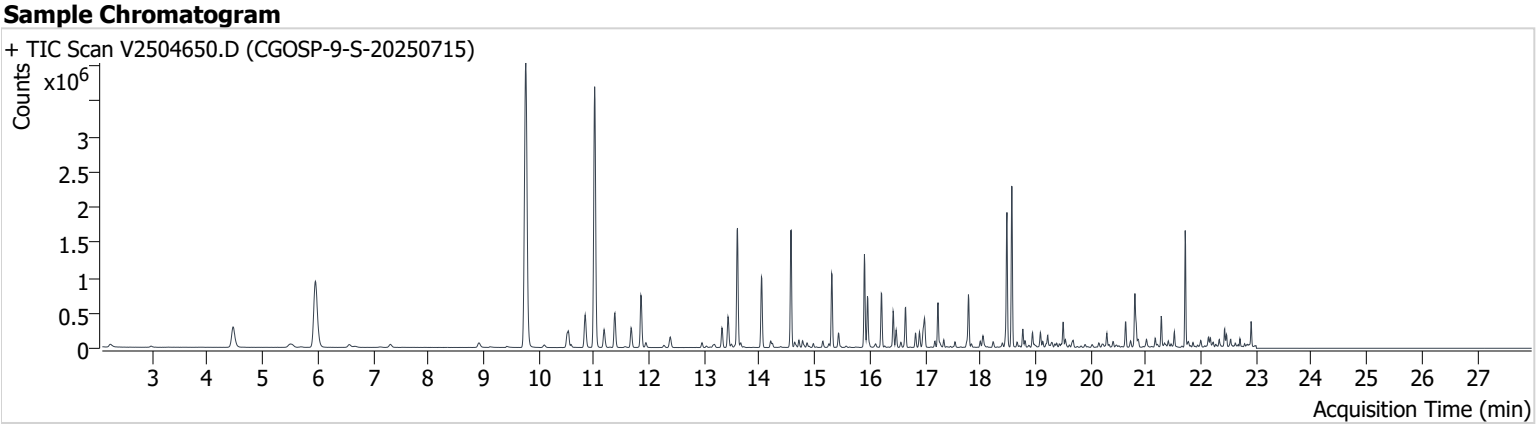

Name	ISTD	RT	ICAL RT	Resp.	Int. Flag
Benzene-d6 (IS)		15.901	15.920	1,056,354	
Benzene	Benzene-d6 (IS)	15.956	15.975	562,620	
Toluene-d8 (IS)		18.483	18.495	1,112,096	
Toluene	Toluene-d8 (IS)	18.569	18.587	1,442,653	
Ethylbenzene	Toluene-d8 (IS)	20.636	20.649	233,285	
m-/p-Xylenes	Toluene-d8 (IS)	20.802	20.814	553,198	
o-Xylene	Toluene-d8 (IS)	21.279	21.291	224,610	

Benzene-d6 (IS)

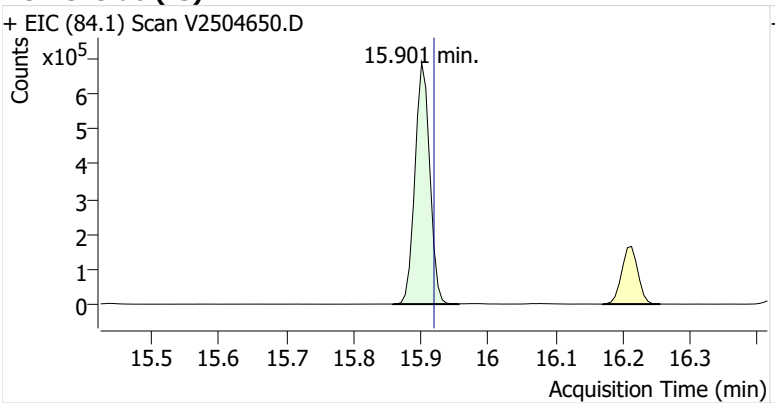

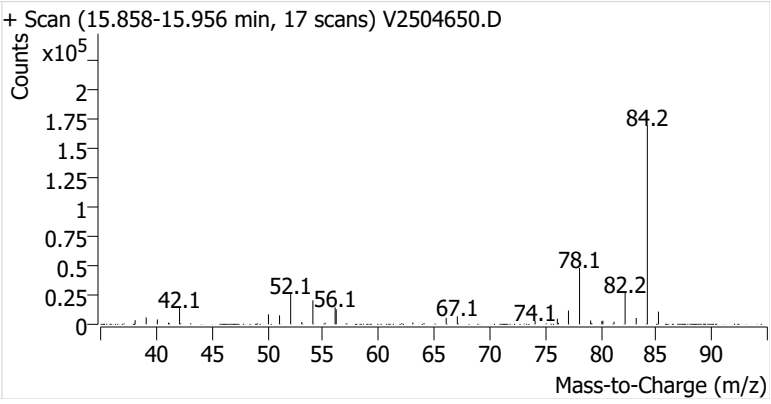

Benzene

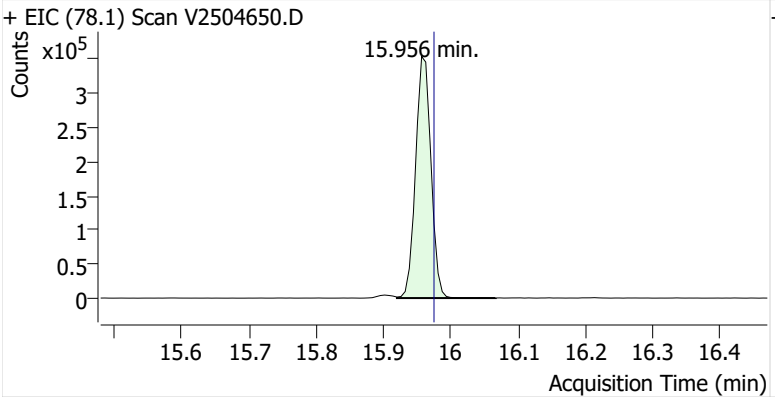

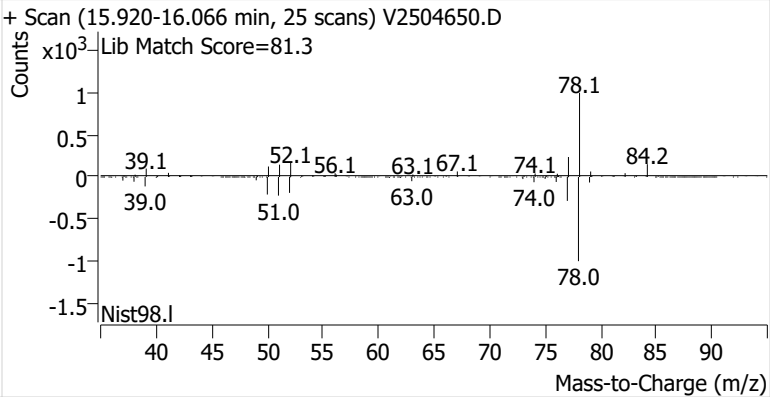

Toluene-d8 (IS)

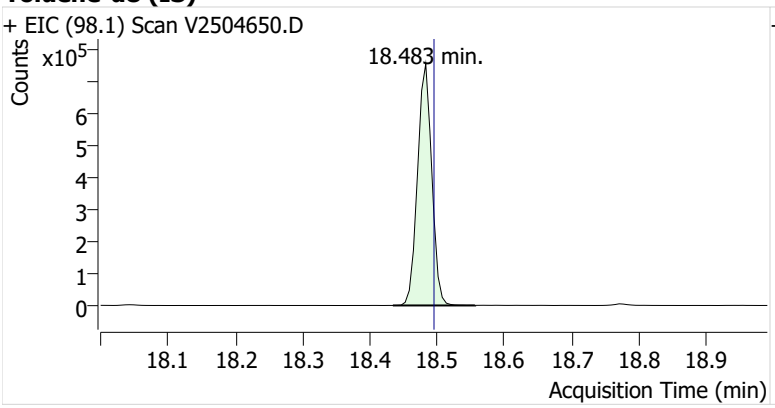

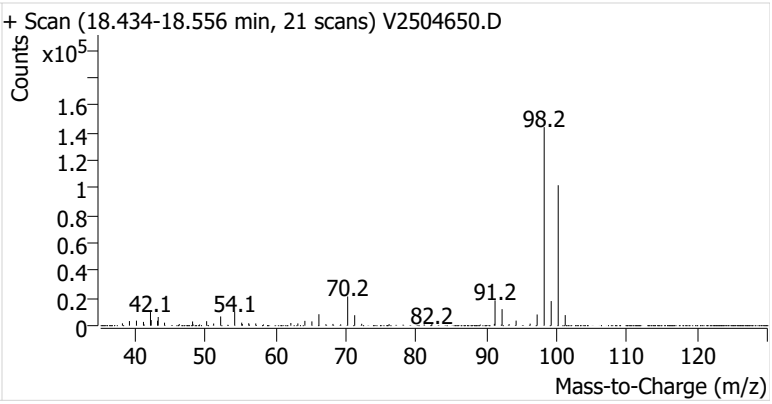

Toluene

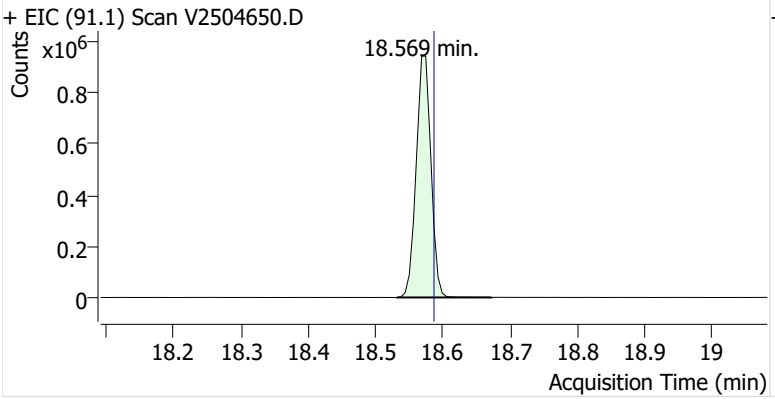

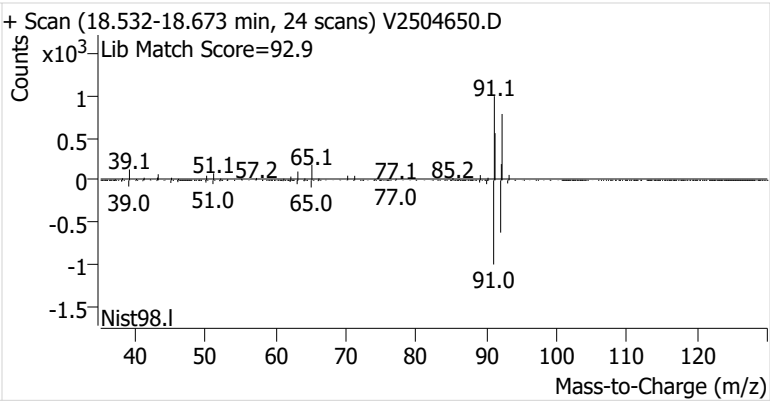

Ethylbenzene

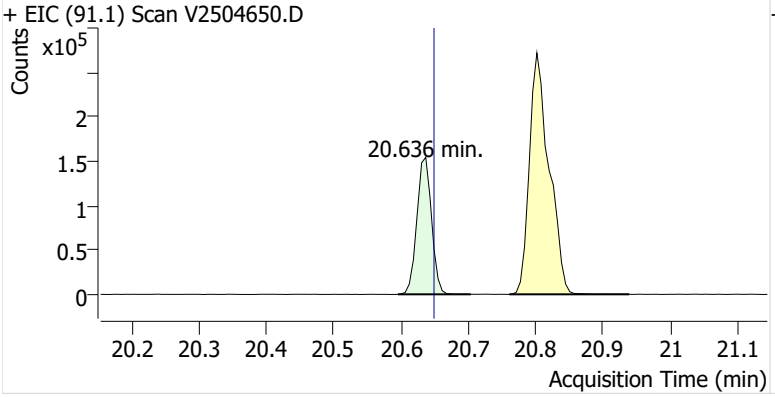

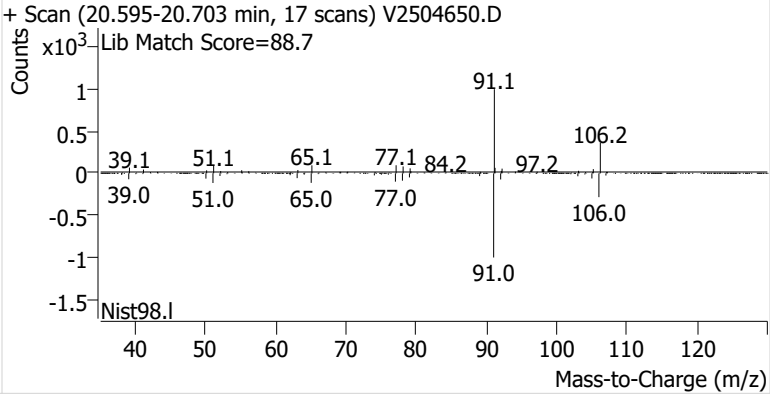

m-/p-Xylenes

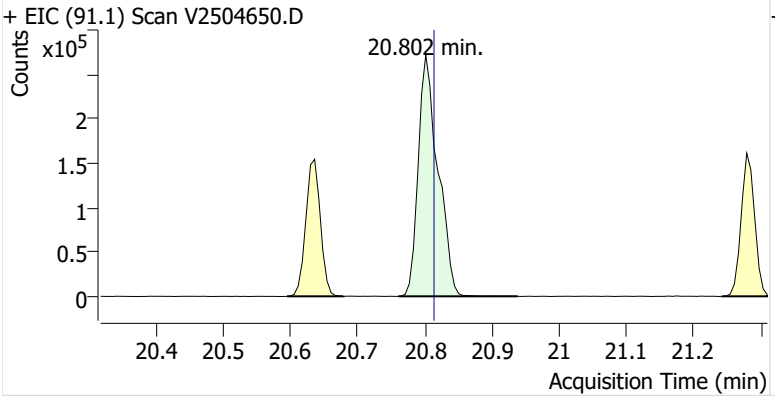

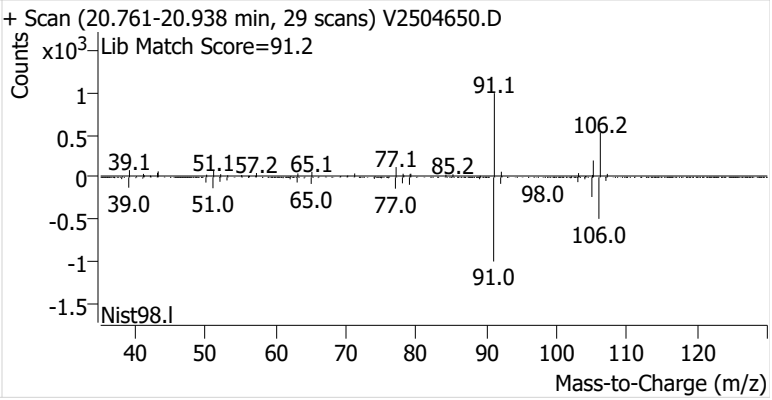

o-Xylene

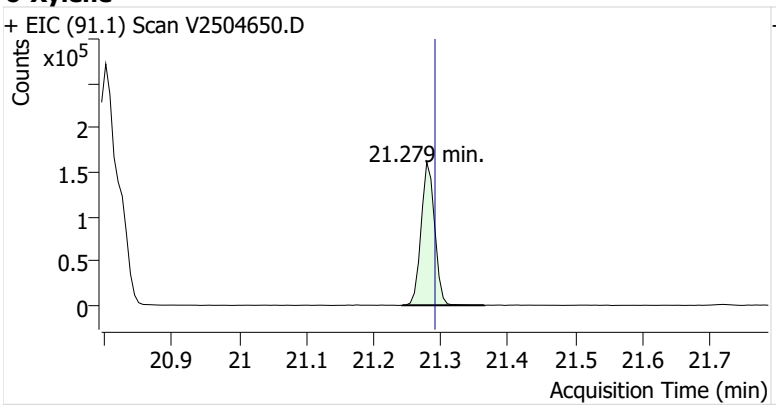
+ EIC (91.1) Scan V2504650.D
Counts
x10^5
21.279 min.
20.9 21 21.1 21.2 21.3 21.4 21.5 21.6 21.7
Acquisition Time (min)

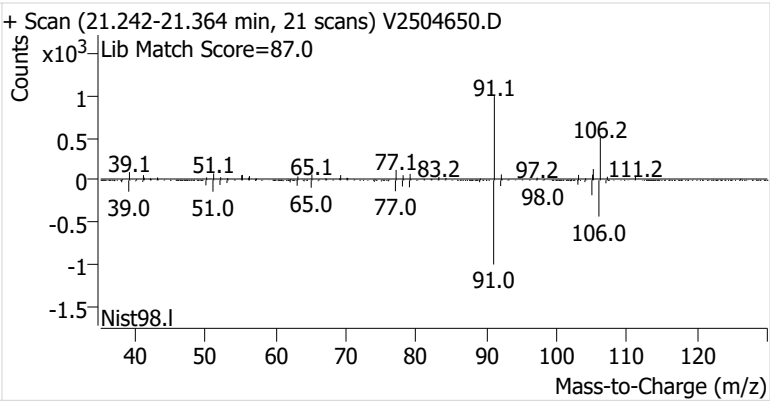
+ Scan (21.242-21.364 min, 21 scans) V2504650.D
Counts
x10^3
Lib Match Score=87.0
91.1
106.2
39.1 51.1 65.1 77.1 83.2 97.2 111.2
39.0 51.0 65.0 77.0 98.0 106.0
91.0
Nist98.l
40 50 60 70 80 90 100 110 120
Mass-to-Charge (m/z)

Name	CGOSP-9-D-20250715
Comment	B16082; Recollect
Data File	V2504652.D
Acq. Date-Time	8/6/2025 11:59:39 PM
Acq. Method File	M325B-TD-Cryo9
Tube Sorbent	Carbopack X
Analyze Quant Version	12.1
Report Quant Version	12.1

Sample Chromatogram

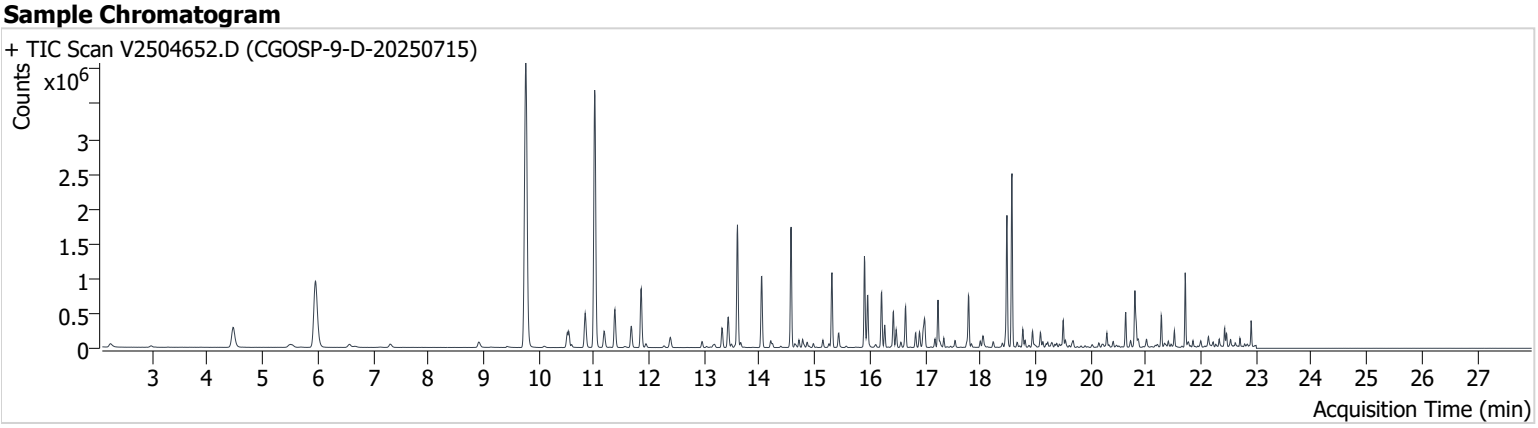

Name	ISTD	RT	ICAL RT	Resp.	Int. Flag
Benzene-d6 (IS)		15.901	15.920	1,057,317	
Benzene	Benzene-d6 (IS)	15.962	15.975	590,430	
Toluene-d8 (IS)		18.483	18.495	1,113,050	
Toluene	Toluene-d8 (IS)	18.575	18.587	1,573,822	
Ethylbenzene	Toluene-d8 (IS)	20.636	20.649	319,934	
m-/p-Xylenes	Toluene-d8 (IS)	20.801	20.814	583,411	
o-Xylene	Toluene-d8 (IS)	21.279	21.291	238,032	

Benzene-d6 (IS)

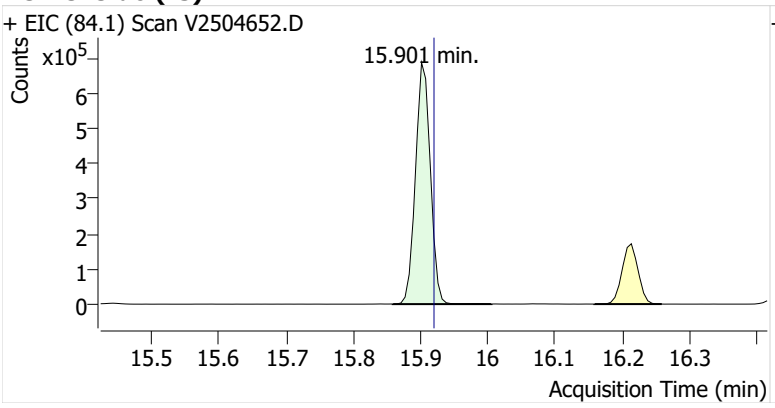

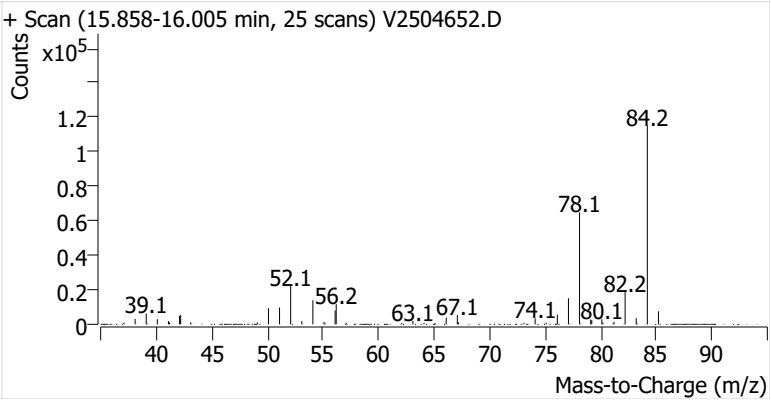

Benzene

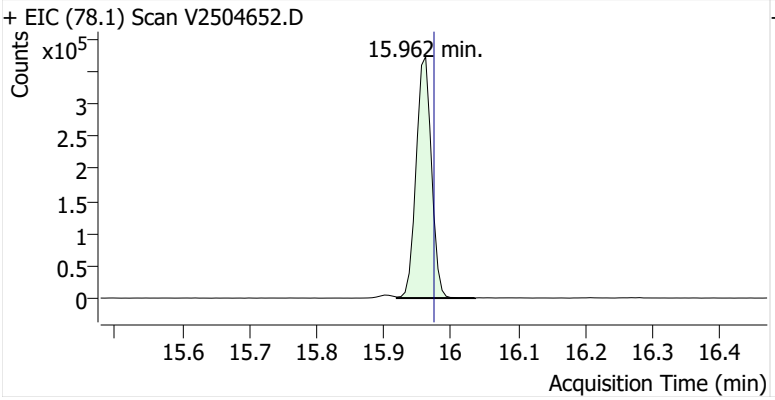

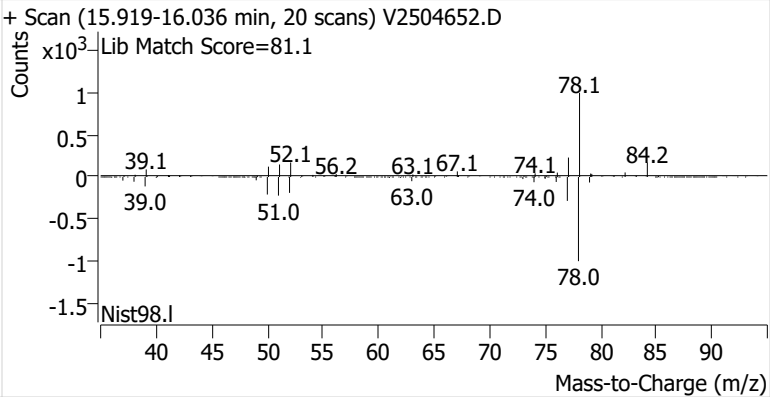

Toluene-d8 (IS)

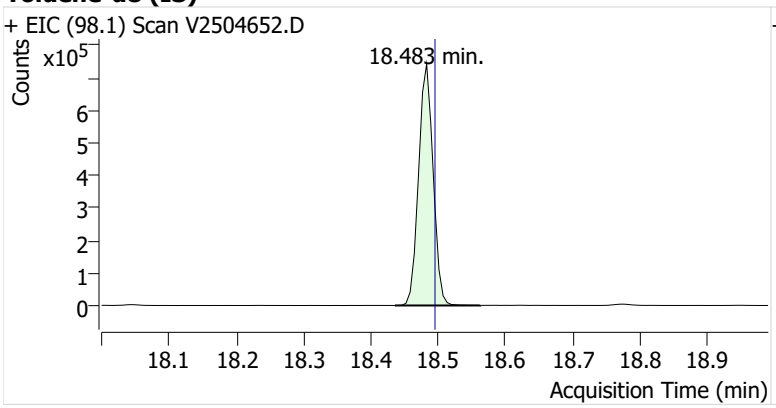

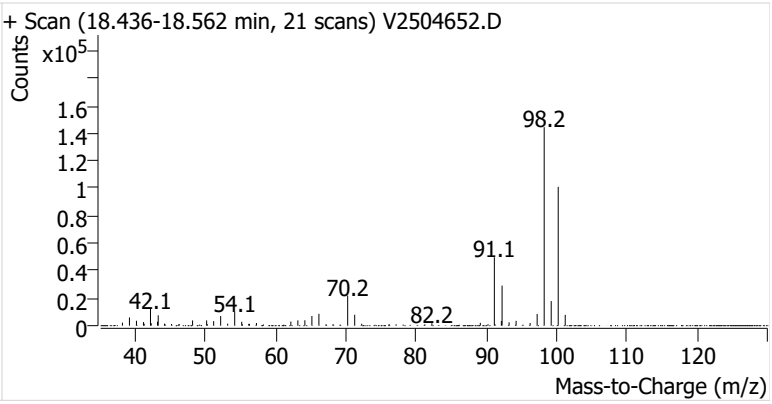

Toluene

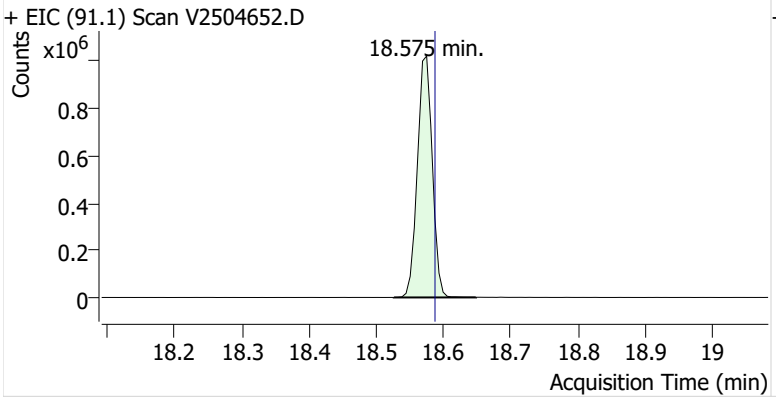

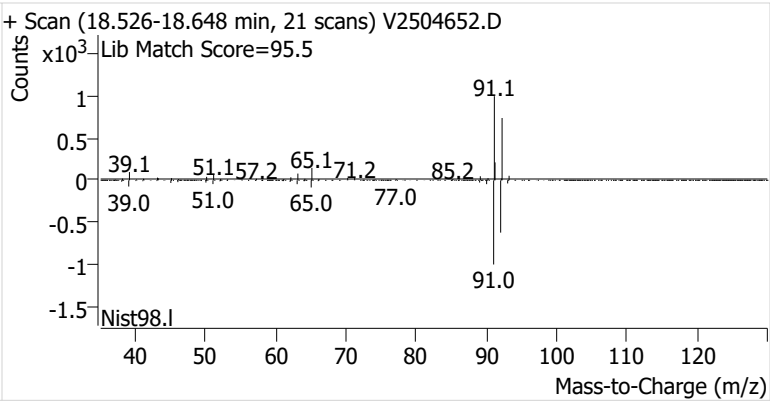

Ethylbenzene

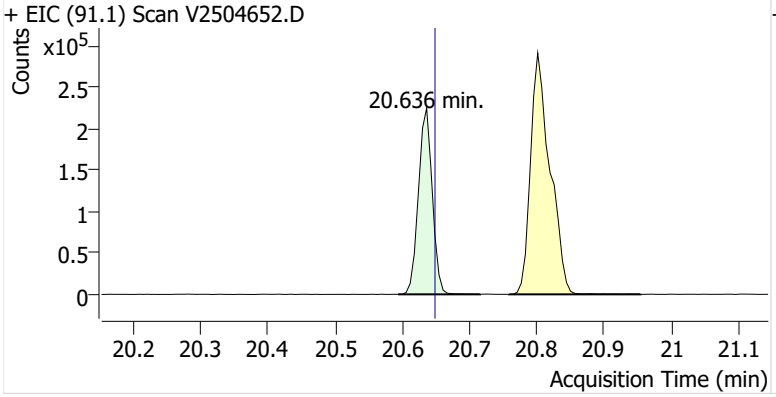

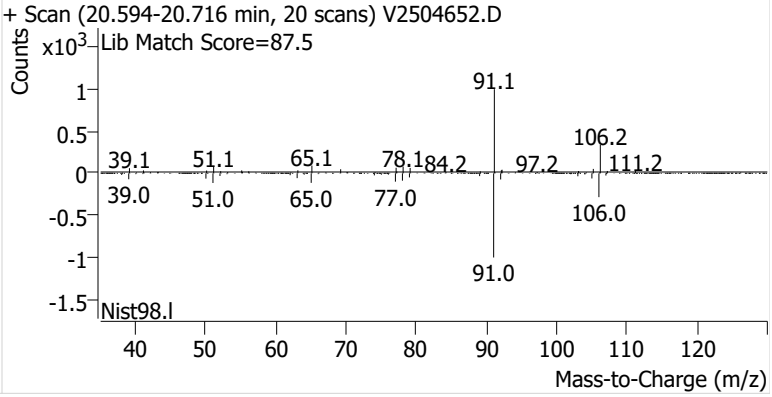

m-/p-Xylenes

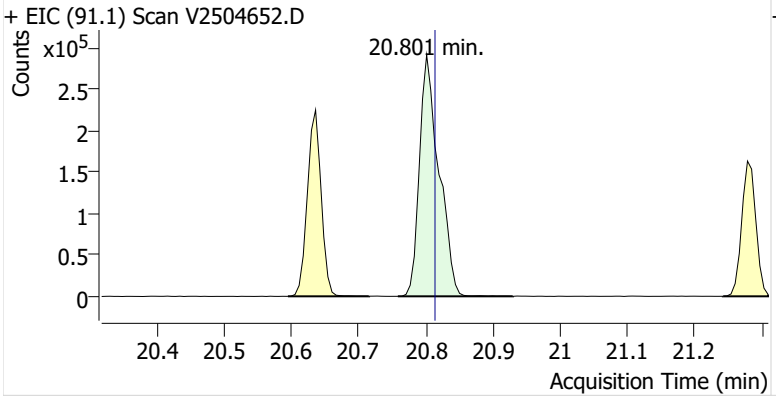

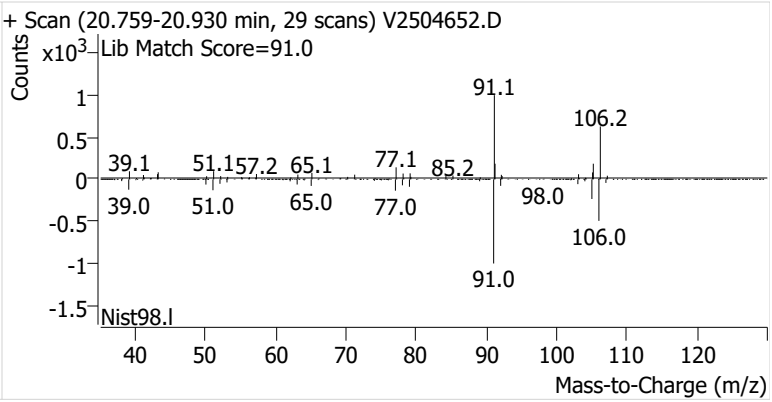

o-Xylene

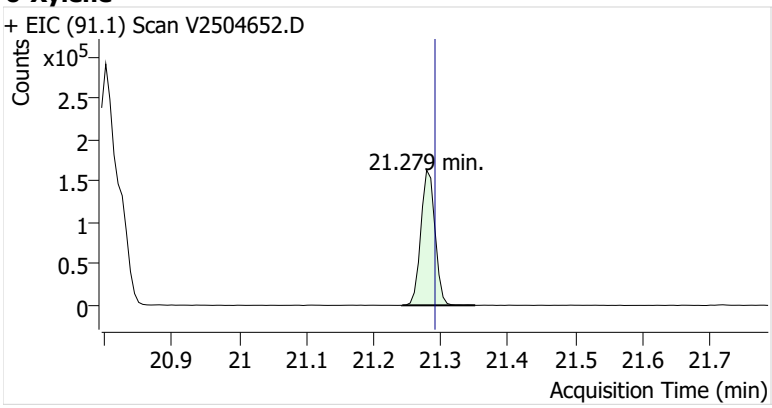
+ EIC (91.1) Scan V2504652.D
Counts
x10^5
2.5
2
1.5
1
0.5
0
21.279 min.
20.9
21
21.1
21.2
21.3
21.4
21.5
21.6
21.7
Acquisition Time (min)

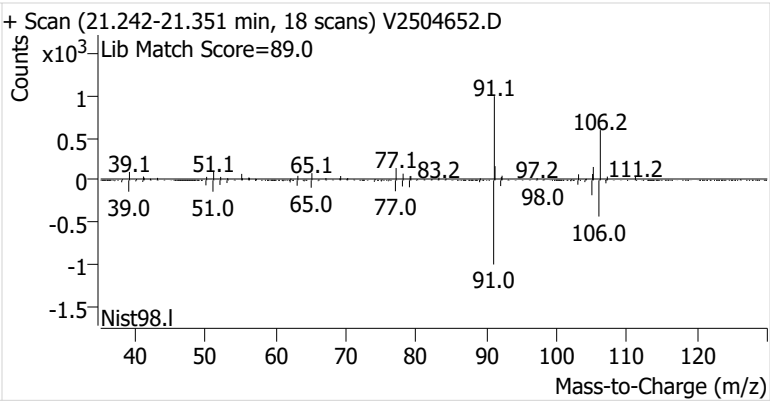
+ Scan (21.242-21.351 min, 18 scans) V2504652.D
Counts
x10^3
Lib Match Score=89.0
1
0.5
0
-0.5
-1
-1.5
91.1
106.2
39.1
51.1
65.1
77.1
83.2
97.2
111.2
39.0
51.0
65.0
77.0
98.0
106.0
91.0
Nist98.l
40
50
60
70
80
90
100
110
120
Mass-to-Charge (m/z)

Name	CGOSP-10-S-20250715
Comment	C00823; Recollect
Data File	V2504653.D
Acq. Date-Time	8/7/2025 12:39:57 AM
Acq. Method File	M325B-TD-Cryo9
Tube Sorbent	Carbopack X
Analyze Quant Version	12.1
Report Quant Version	12.1

Sample Chromatogram

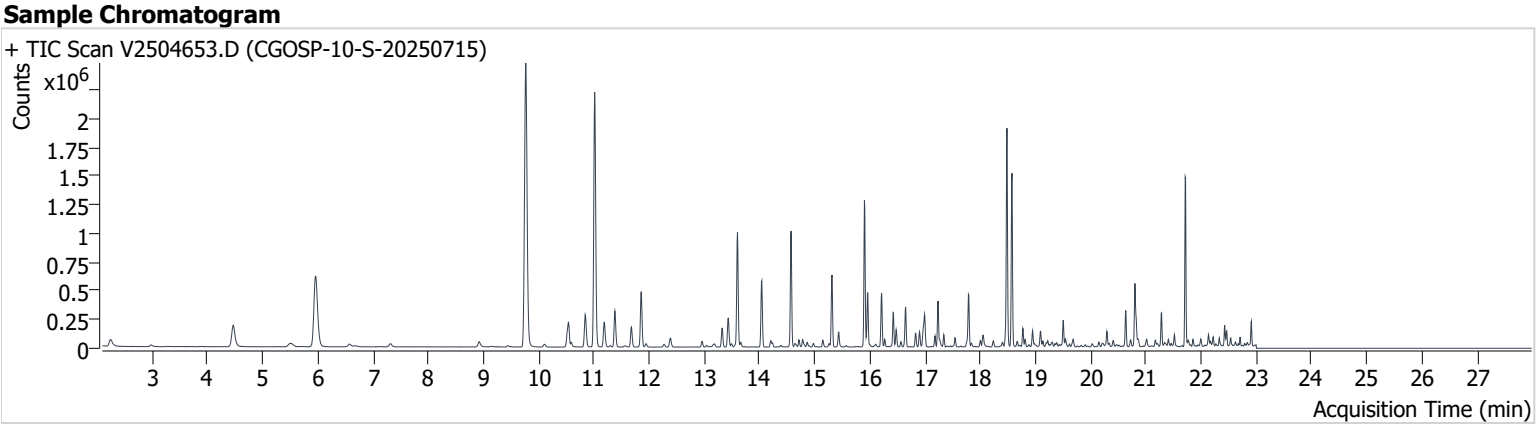

Name	ISTD	RT	ICAL RT	Resp.	Int. Flag
Benzene-d6 (IS)		15.901	15.920	1,039,617	
Benzene	Benzene-d6 (IS)	15.962	15.975	366,802	
Toluene-d8 (IS)		18.483	18.495	1,109,689	
Toluene	Toluene-d8 (IS)	18.574	18.587	938,666	
Ethylbenzene	Toluene-d8 (IS)	20.636	20.649	198,792	
m-/p-Xylenes	Toluene-d8 (IS)	20.801	20.814	380,343	
o-Xylene	Toluene-d8 (IS)	21.285	21.291	156,418	

Benzene-d6 (IS)

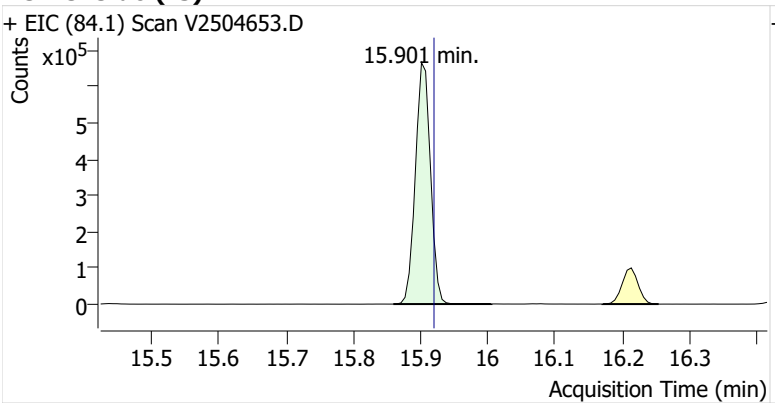

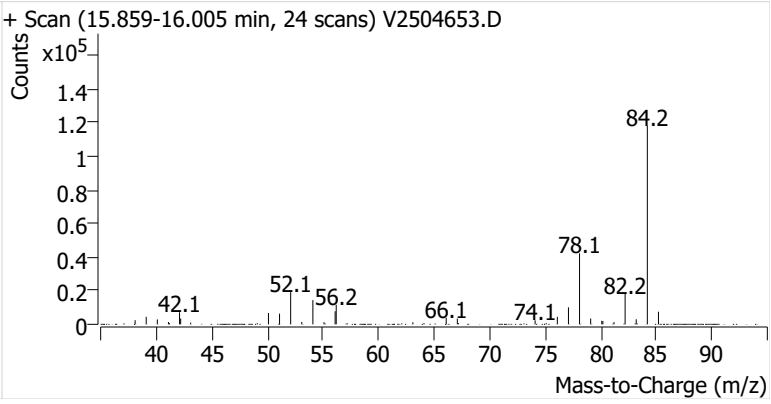

Benzene

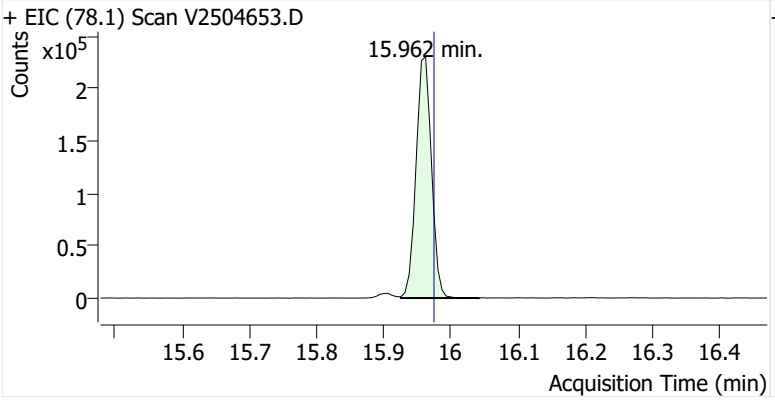

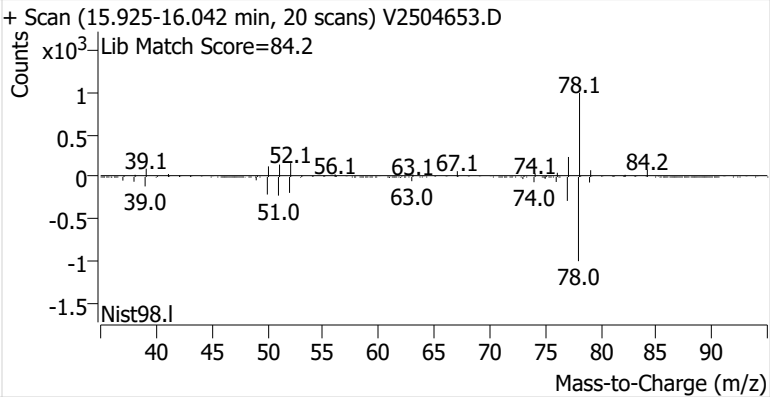

Toluene-d8 (IS)

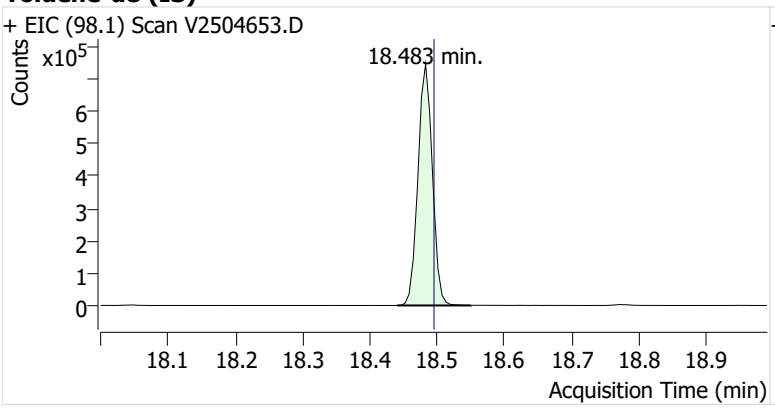

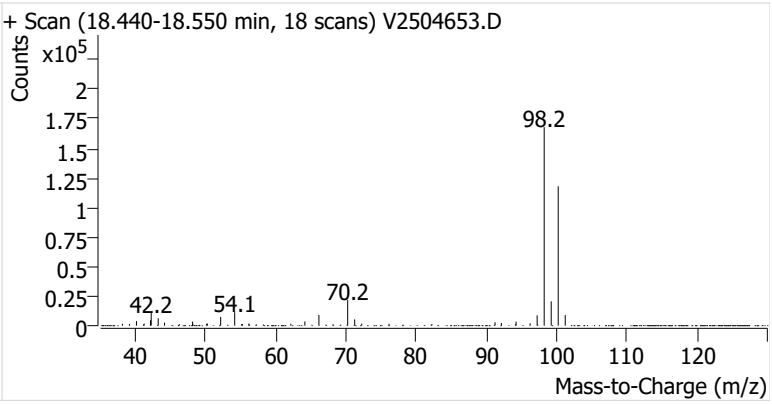

Toluene

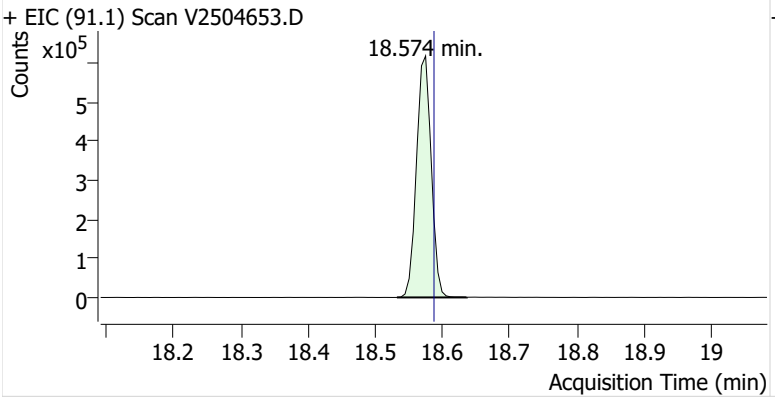

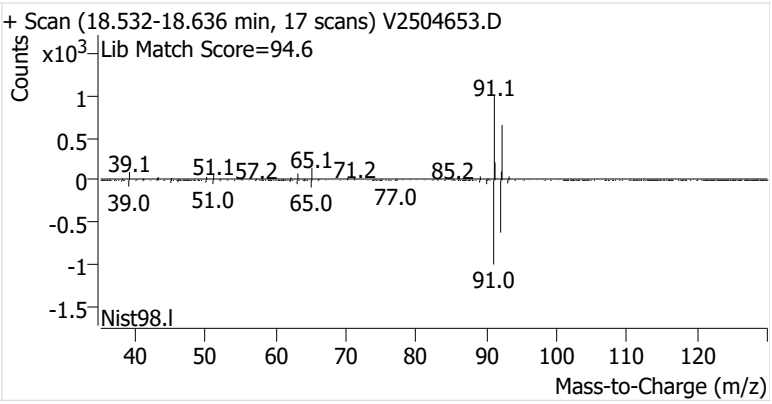

Ethylbenzene

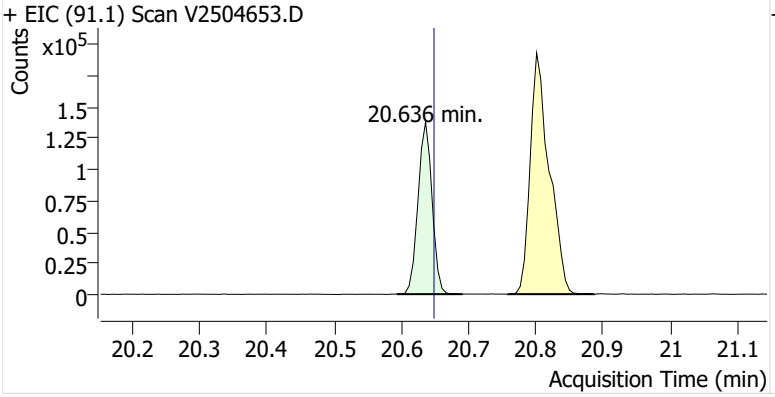

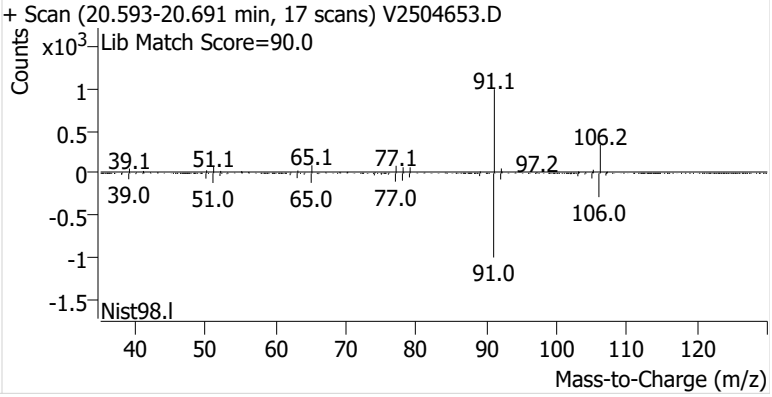

m-/p-Xylenes

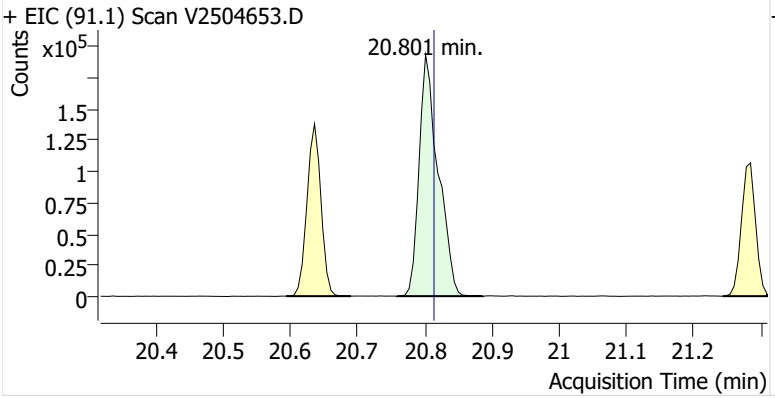

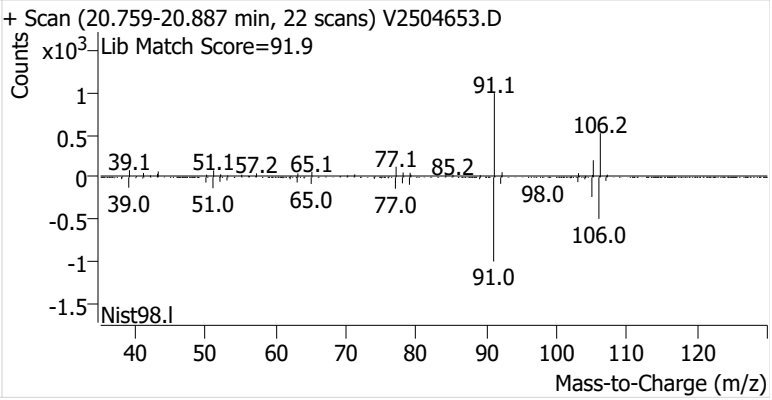

o-Xylene

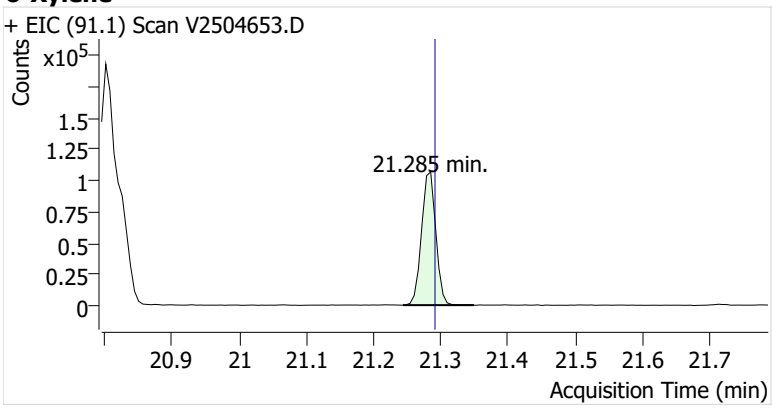
+ EIC (91.1) Scan V2504653.D
Counts
x10^5
1.5
1.25
1
0.75
0.5
0.25
0
21.285 min.
20.9
21
21.1
21.2
21.3
21.4
21.5
21.6
21.7
Acquisition Time (min)

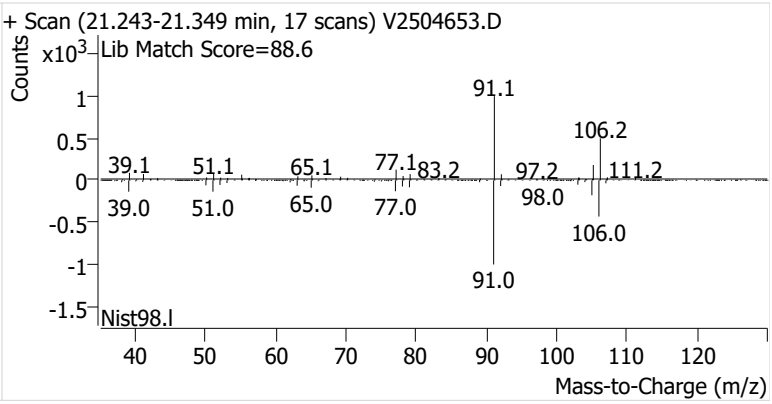
+ Scan (21.243-21.349 min, 17 scans) V2504653.D
Counts
x10^3
Lib Match Score=88.6
1
0.5
0
-0.5
-1
-1.5
91.1
106.2
39.1
51.1
65.1
77.1
83.2
97.2
111.2
39.0
51.0
65.0
77.0
98.0
106.0
91.0
Nist98.l
40
50
60
70
80
90
100
110
120
Mass-to-Charge (m/z)

Name	CGOSP-11-S-20250715
Comment	C40658; Recollect
Data File	V2504654.D
Acq. Date-Time	8/7/2025 1:20:14 AM
Acq. Method File	M325B-TD-Cryo9
Tube Sorbent	Carbopack X
Analyze Quant Version	12.1
Report Quant Version	12.1

Sample Chromatogram

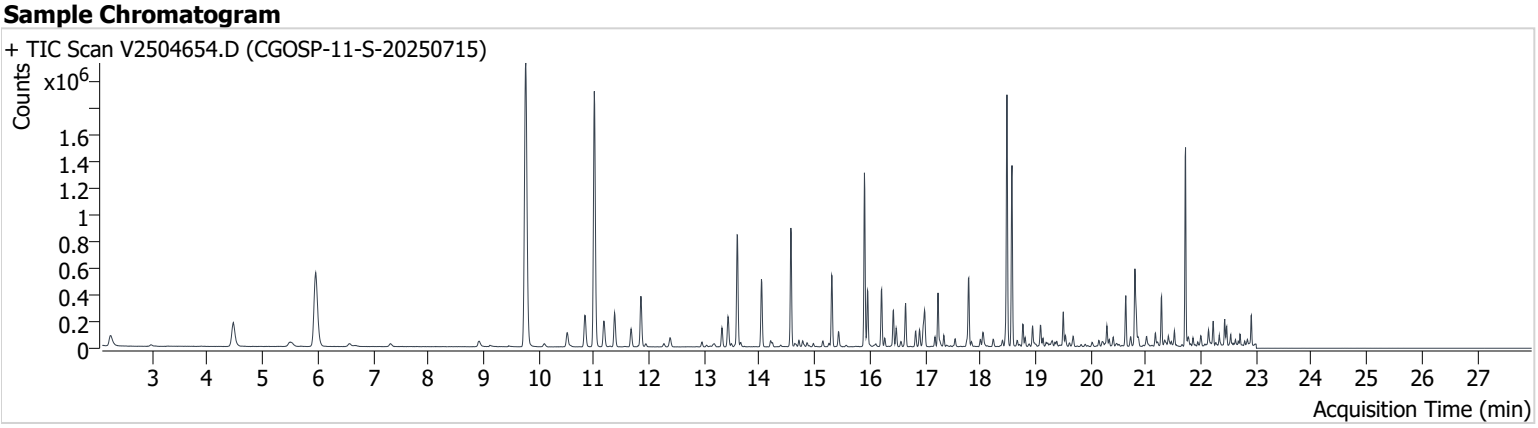

Name	ISTD	RT	ICAL RT	Resp.	Int. Flag
Benzene-d6 (IS)		15.901	15.920	1,046,707	
Benzene	Benzene-d6 (IS)	15.956	15.975	330,077	
Toluene-d8 (IS)		18.483	18.495	1,120,247	
Toluene	Toluene-d8 (IS)	18.575	18.587	833,188	
Ethylbenzene	Toluene-d8 (IS)	20.636	20.649	236,825	
m-/p-Xylenes	Toluene-d8 (IS)	20.802	20.814	417,295	
o-Xylene	Toluene-d8 (IS)	21.285	21.291	198,337	

Benzene-d6 (IS)

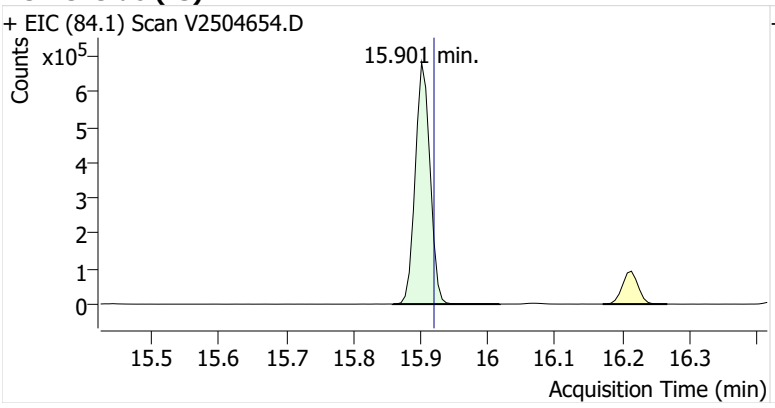

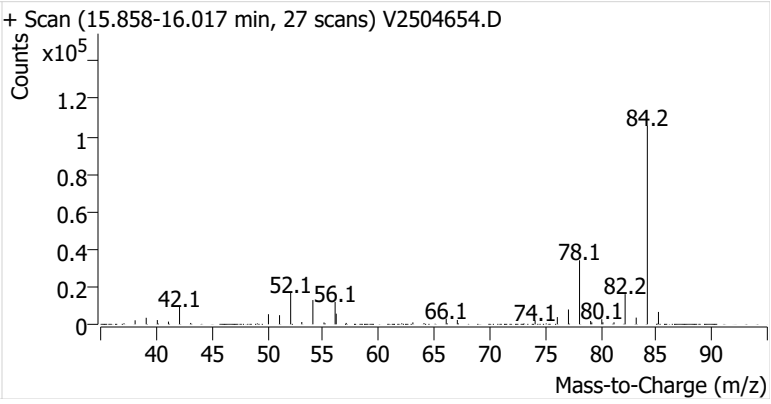

Benzene

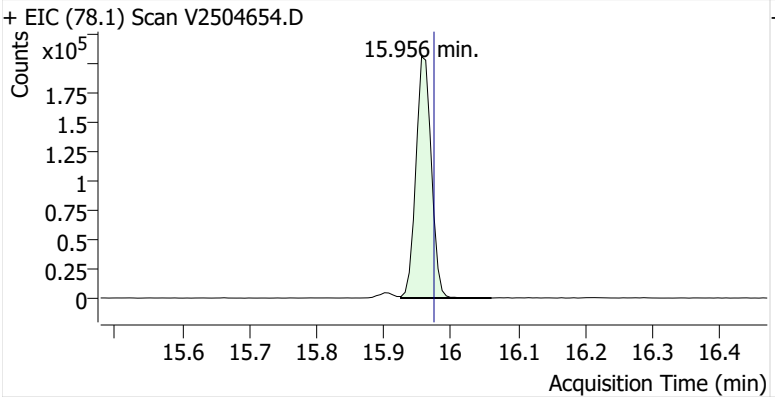

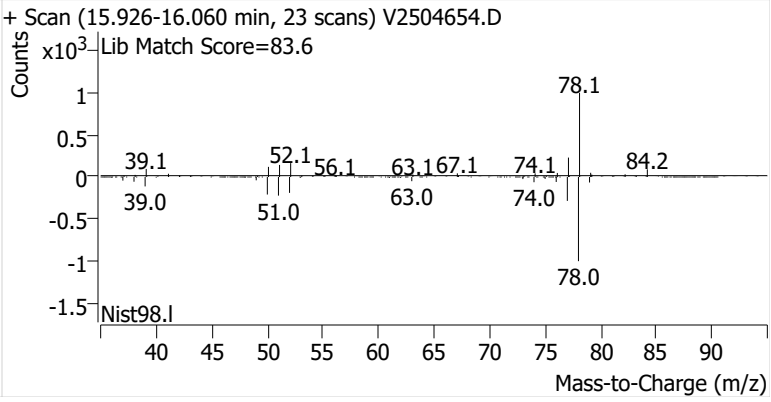

Toluene-d8 (IS)

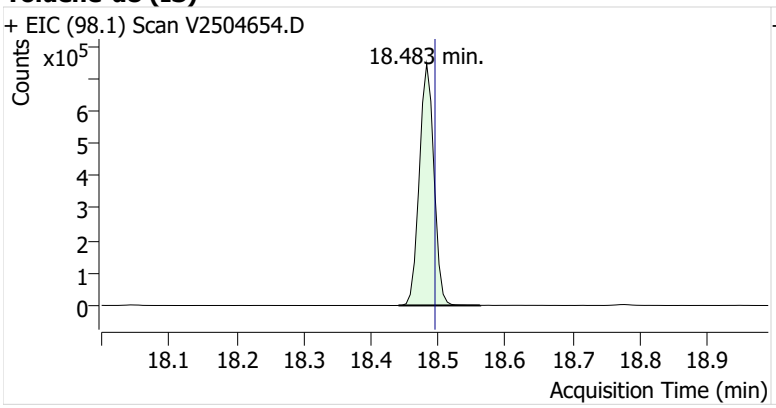

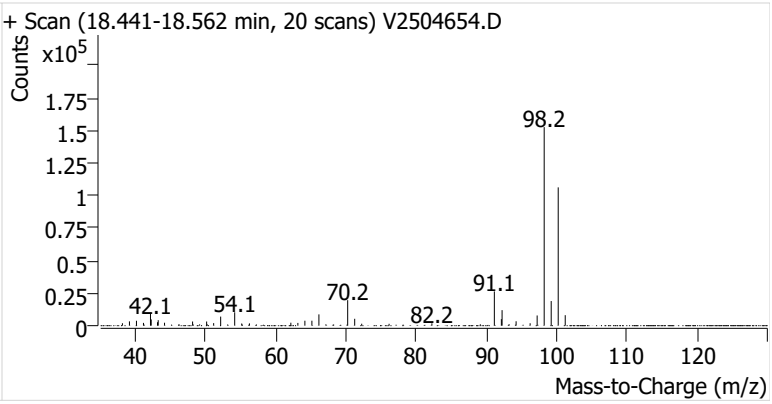

Toluene

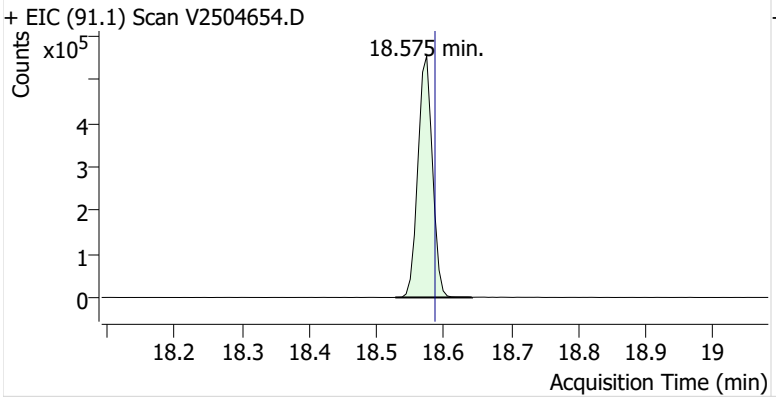

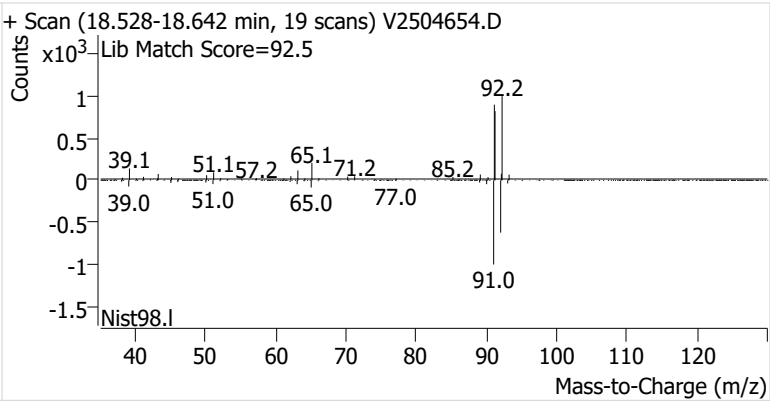

Ethylbenzene

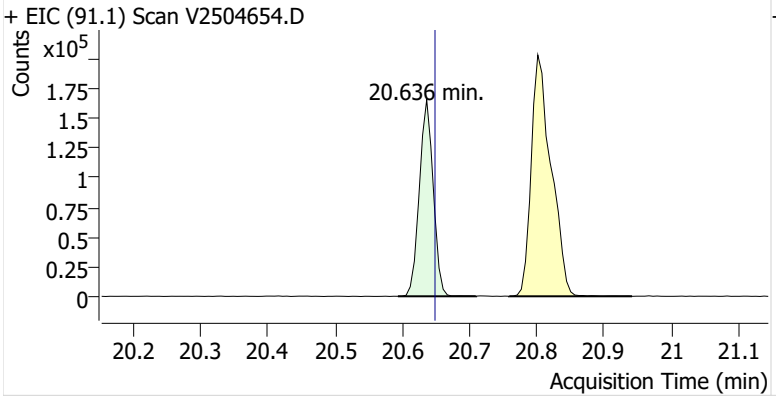

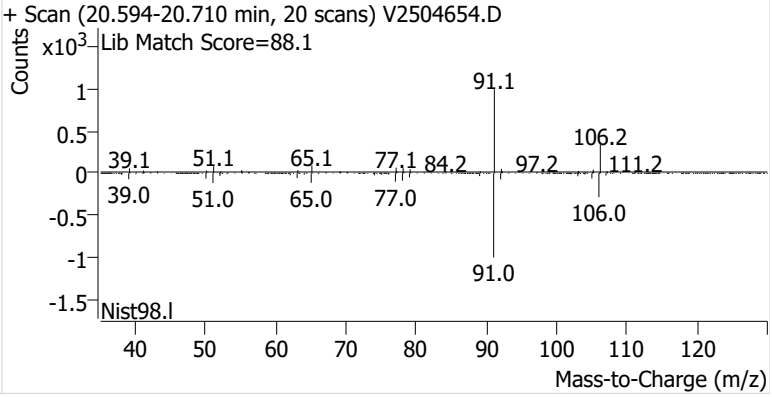

m-/p-Xylenes

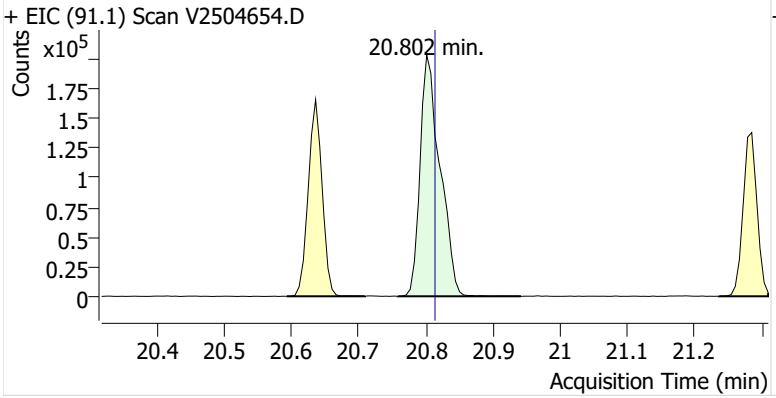

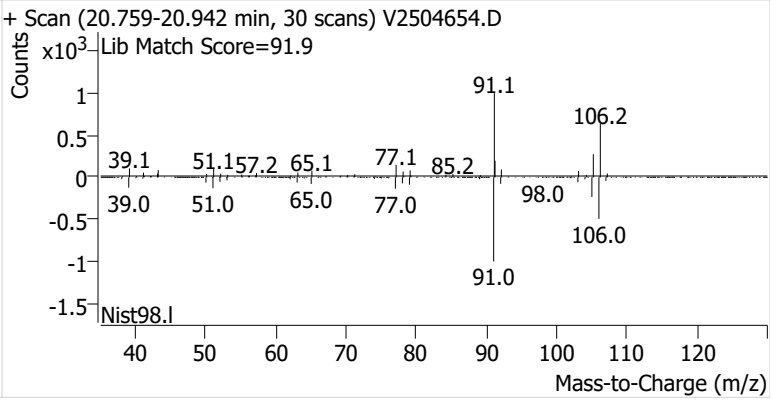

o-Xylene

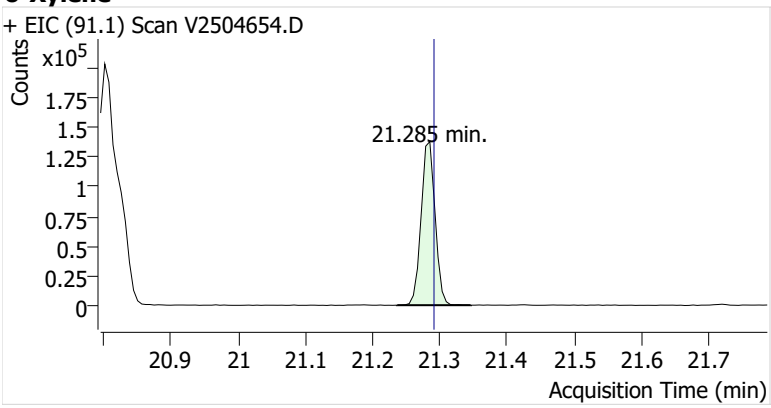
+ EIC (91.1) Scan V2504654.D
Counts
x10^5
1.75
1.5
1.25
1
0.75
0.5
0.25
0
21.285 min.
20.9
21
21.1
21.2
21.3
21.4
21.5
21.6
21.7
Acquisition Time (min)

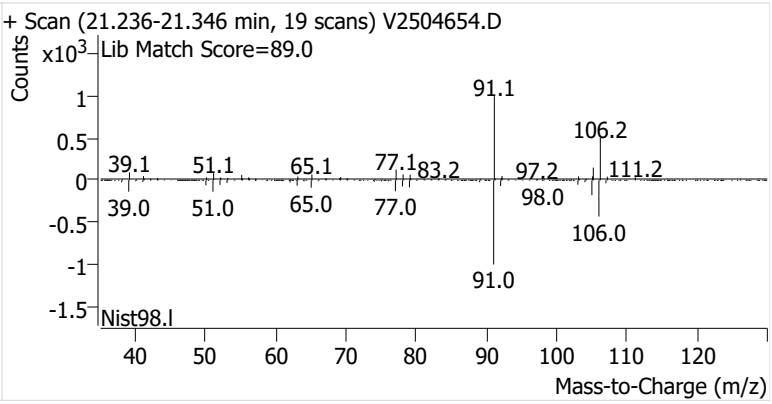
+ Scan (21.236-21.346 min, 19 scans) V2504654.D
Counts
x10^3
Lib Match Score=89.0
1
0.5
0
-0.5
-1
-1.5
91.1
106.2
39.1
51.1
65.1
77.1
83.2
97.2
111.2
39.0
51.0
65.0
77.0
98.0
106.0
91.0
Nist98.l
40
50
60
70
80
90
100
110
120
Mass-to-Charge (m/z)

Name	CGOSP-12-S-20250715
Comment	B52922; Recollect
Data File	V2504655.D
Acq. Date-Time	8/7/2025 2:00:25 AM
Acq. Method File	M325B-TD-Cryo9
Tube Sorbent	Carbopack X
Analyze Quant Version	12.1
Report Quant Version	12.1

Sample Chromatogram

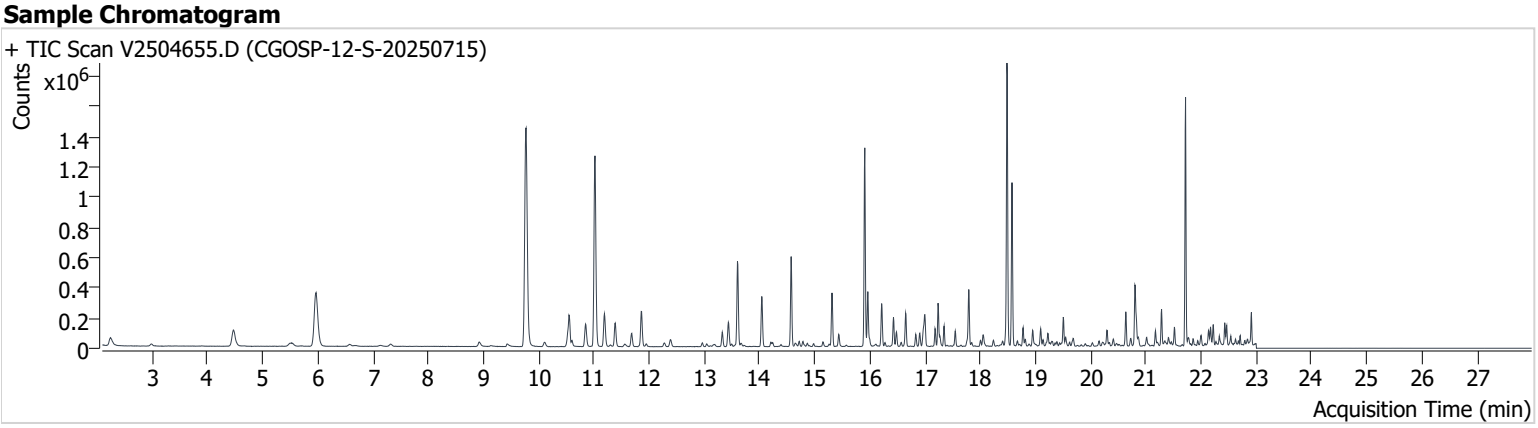

Name	ISTD	RT	ICAL RT	Resp.	Int. Flag
Benzene-d6 (IS)		15.907	15.920	1,056,670	
Benzene	Benzene-d6 (IS)	15.962	15.975	273,018	
Toluene-d8 (IS)		18.483	18.495	1,134,609	
Toluene	Toluene-d8 (IS)	18.575	18.587	638,239	
Ethylbenzene	Toluene-d8 (IS)	20.636	20.649	138,529	
m-/p-Xylenes	Toluene-d8 (IS)	20.802	20.814	299,284	
o-Xylene	Toluene-d8 (IS)	21.285	21.291	123,972	

Benzene-d6 (IS)

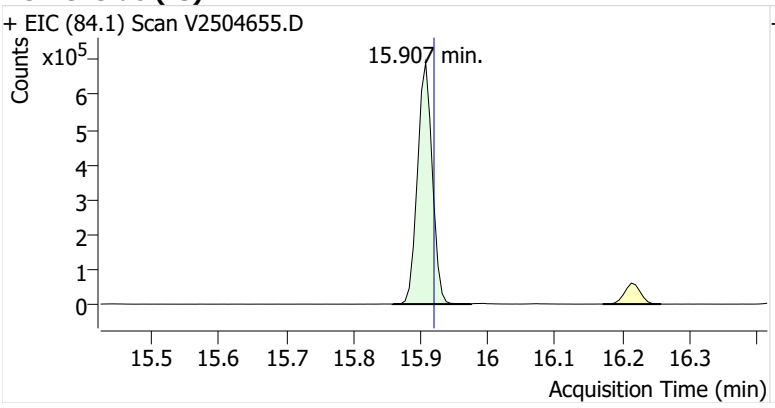

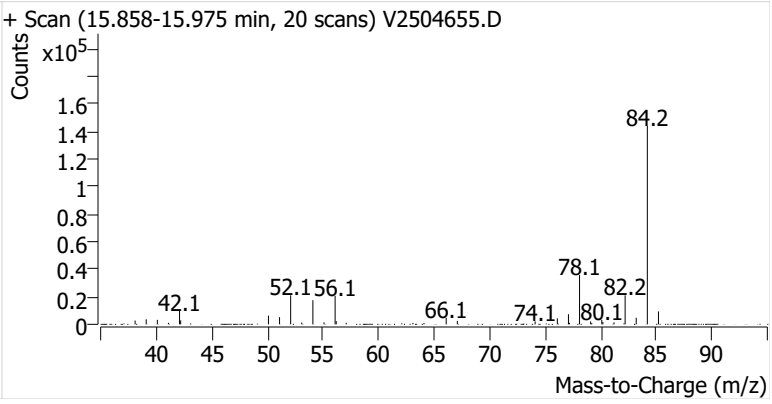

Benzene

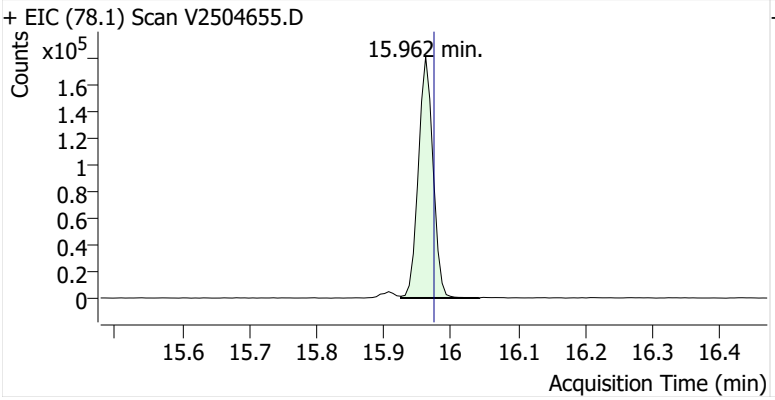

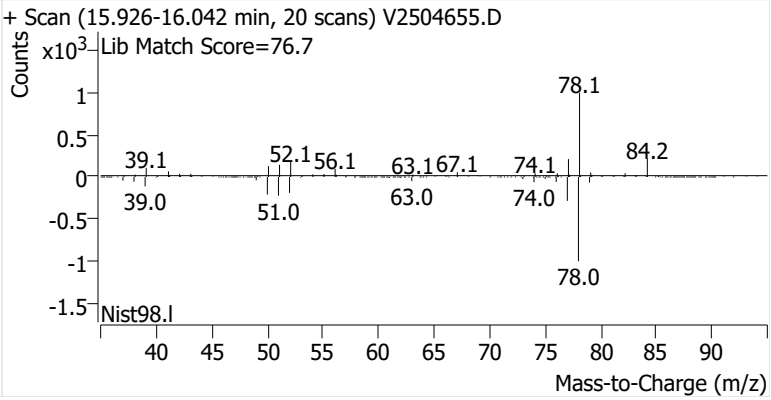

Toluene-d8 (IS)

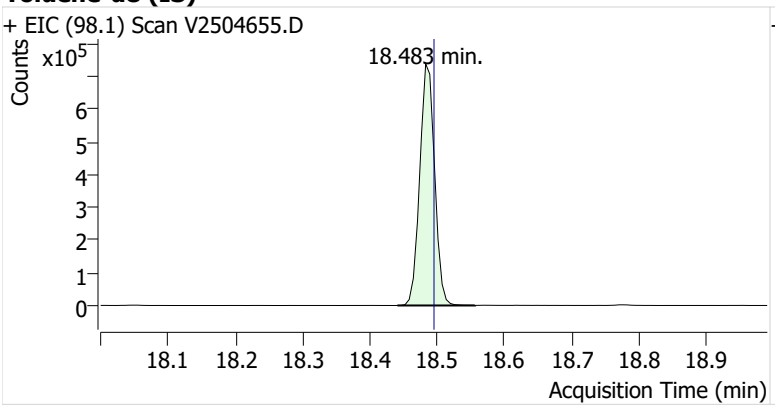

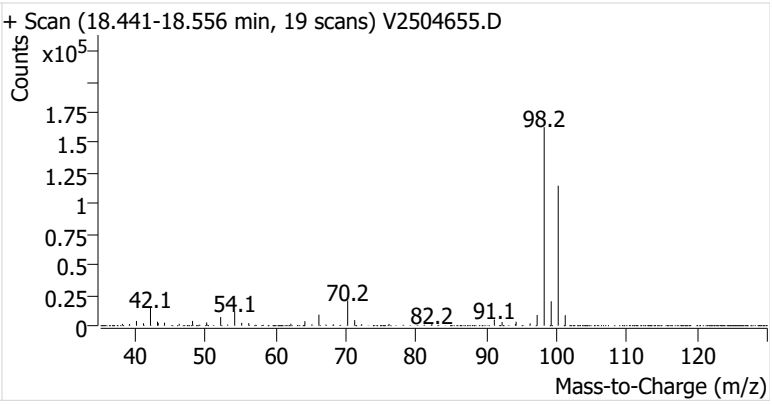

Toluene

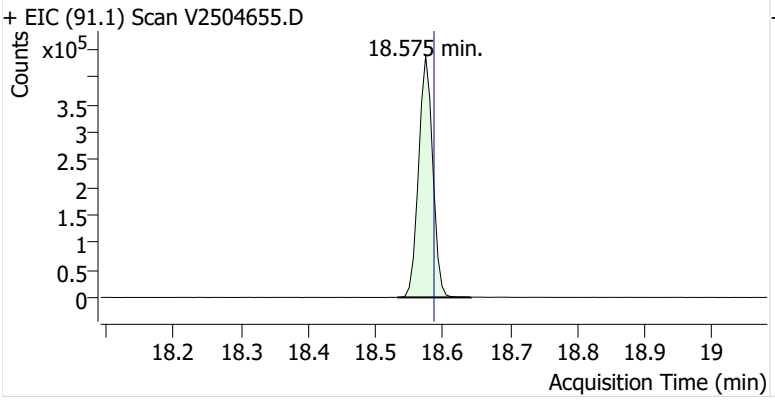

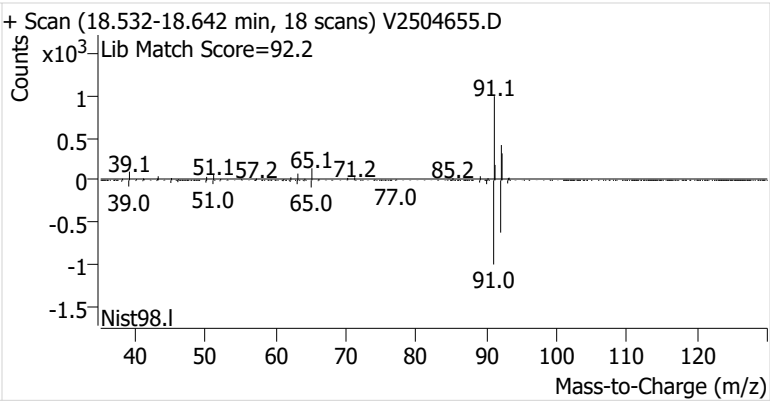

Ethylbenzene

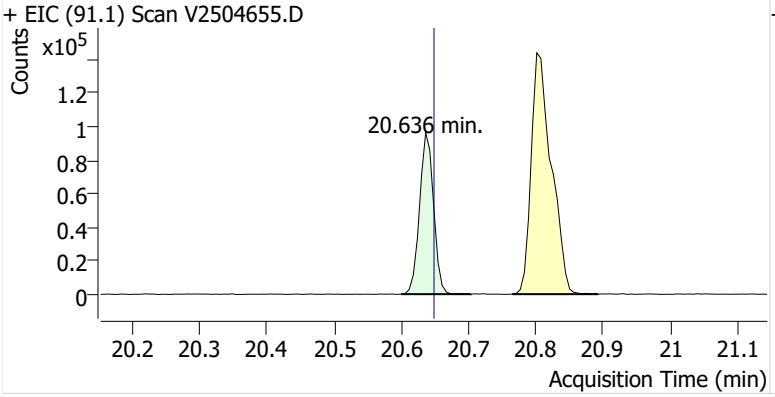

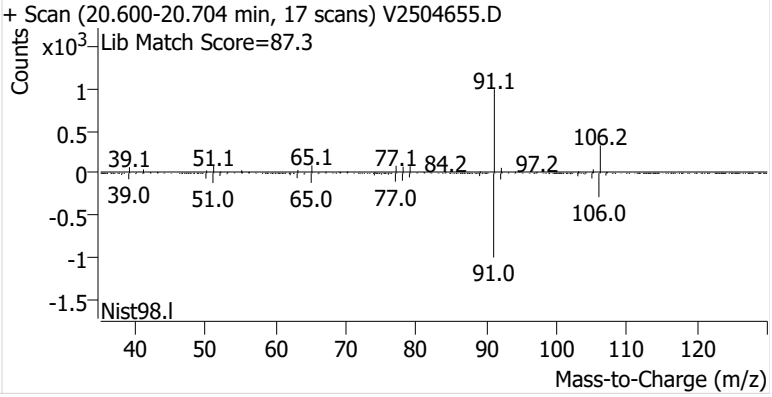

m-/p-Xylenes

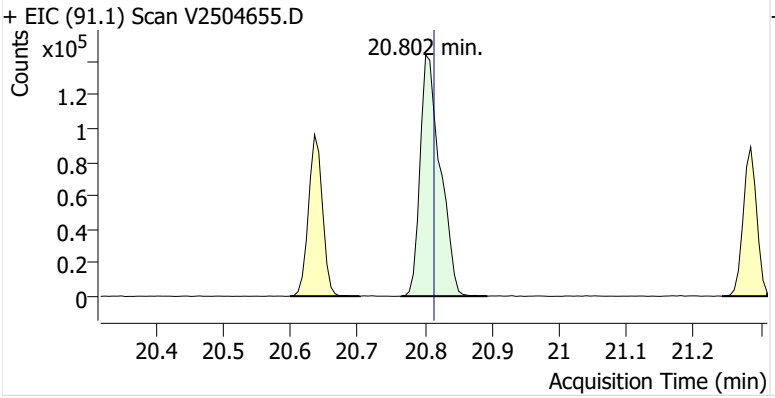

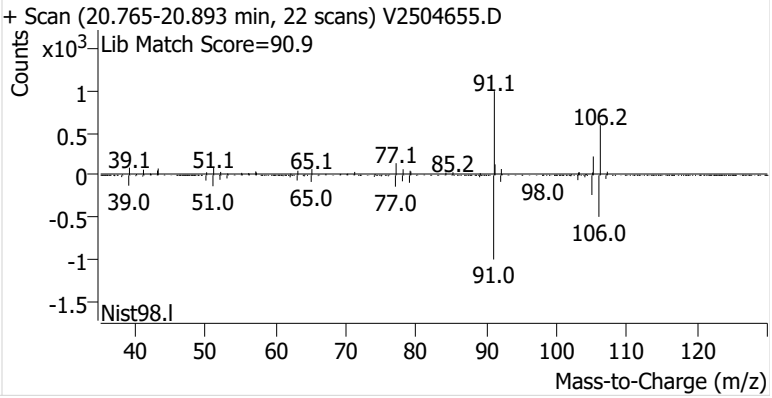

o-Xylene

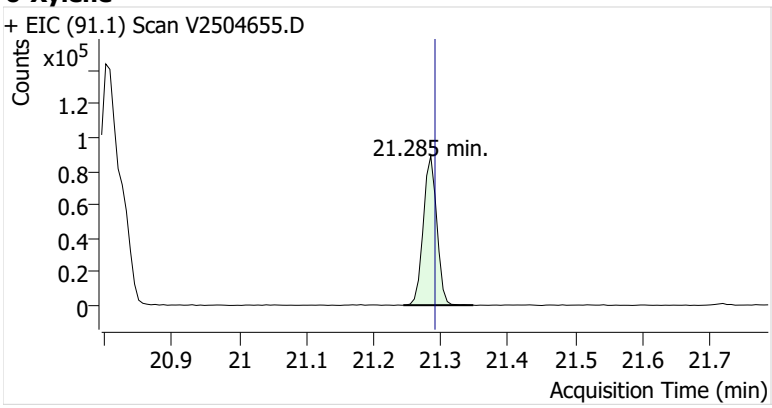
+ EIC (91.1) Scan V2504655.D
Counts
x10^5
1.2
1
0.8
0.6
0.4
0.2
0
21.285 min.
20.9
21
21.1
21.2
21.3
21.4
21.5
21.6
21.7
Acquisition Time (min)

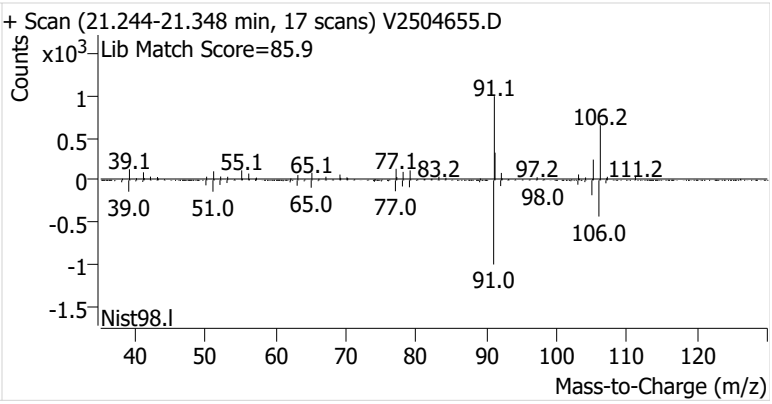
+ Scan (21.244-21.348 min, 17 scans) V2504655.D
Counts
x10^3
Lib Match Score=85.9
1
0.5
0
-0.5
-1
-1.5
91.1
106.2
39.1
55.1
65.1
77.1
83.2
97.2
111.2
39.0
51.0
65.0
77.0
98.0
106.0
91.0
Nist98.l
40
50
60
70
80
90
100
110
120
Mass-to-Charge (m/z)

Name	CGOSP-13-S-20250715
Comment	C55304; Recollect
Data File	V2504656.D
Acq. Date-Time	8/7/2025 2:40:44 AM
Acq. Method File	M325B-TD-Cryo9
Tube Sorbent	Carbopack X
Analyze Quant Version	12.1
Report Quant Version	12.1

Sample Chromatogram

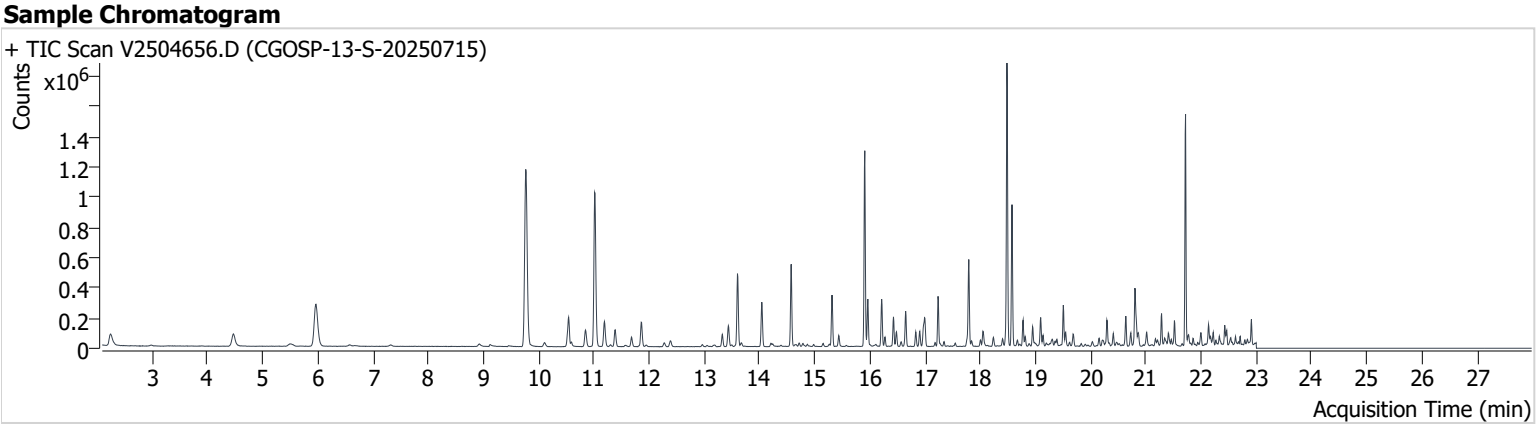

Name	ISTD	RT	ICAL RT	Resp.	Int. Flag
Benzene-d6 (IS)		15.907	15.920	1,047,827	
Benzene	Benzene-d6 (IS)	15.962	15.975	234,430	
Toluene-d8 (IS)		18.483	18.495	1,107,169	
Toluene	Toluene-d8 (IS)	18.575	18.587	554,037	
Ethylbenzene	Toluene-d8 (IS)	20.636	20.649	117,600	
m-/p-Xylenes	Toluene-d8 (IS)	20.801	20.814	274,761	
o-Xylene	Toluene-d8 (IS)	21.285	21.291	104,307	

Benzene-d6 (IS)

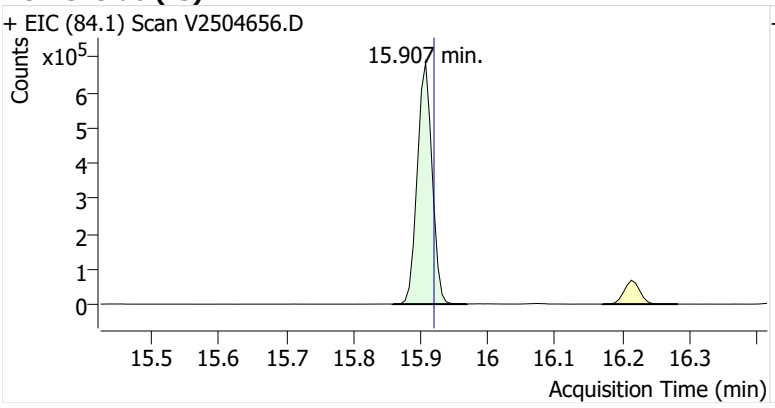

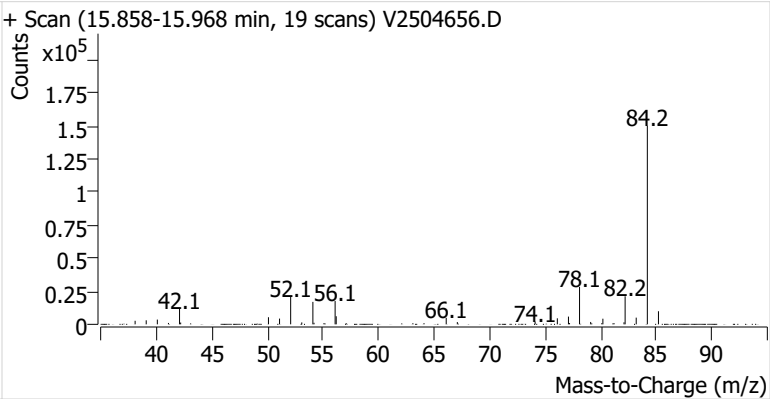

Benzene

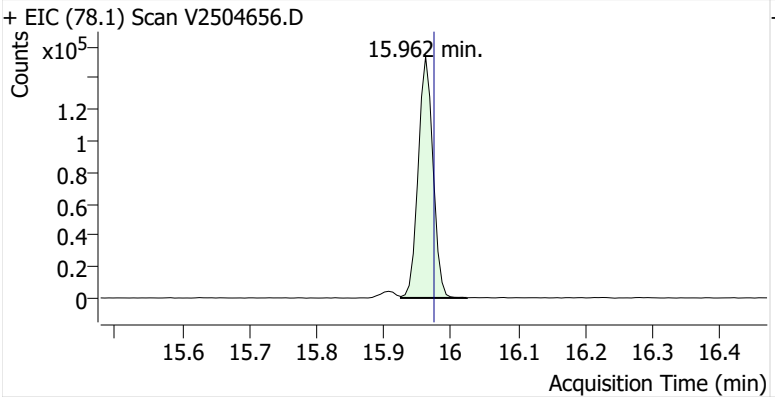

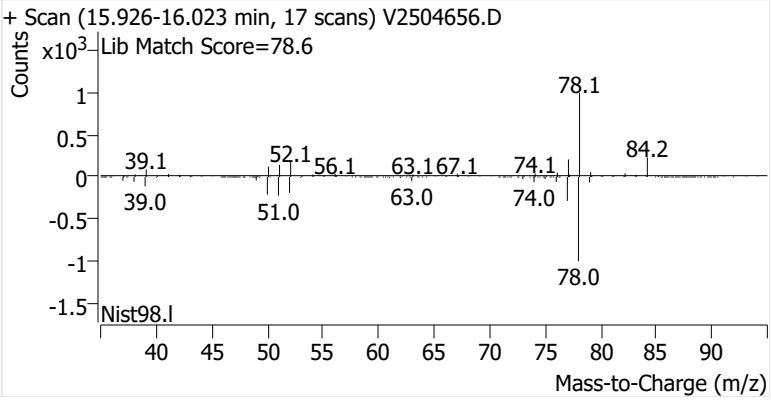

Toluene-d8 (IS)

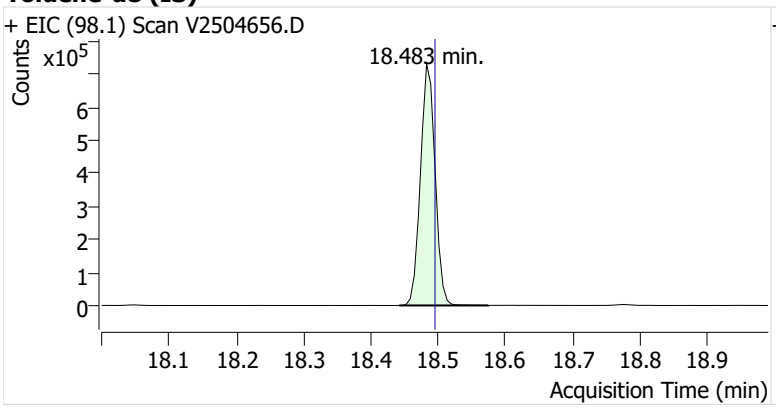

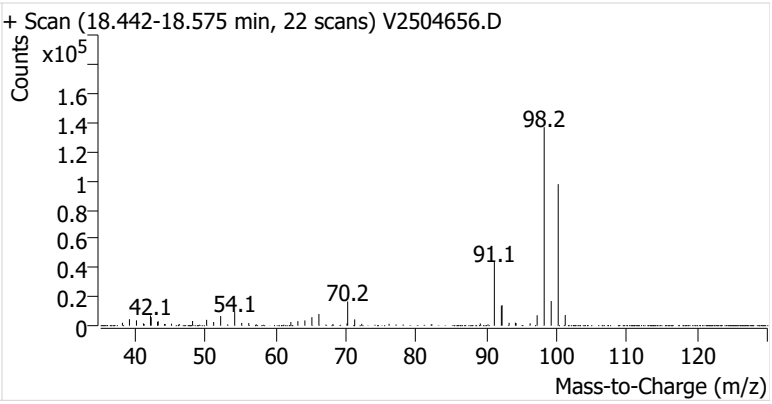

Toluene

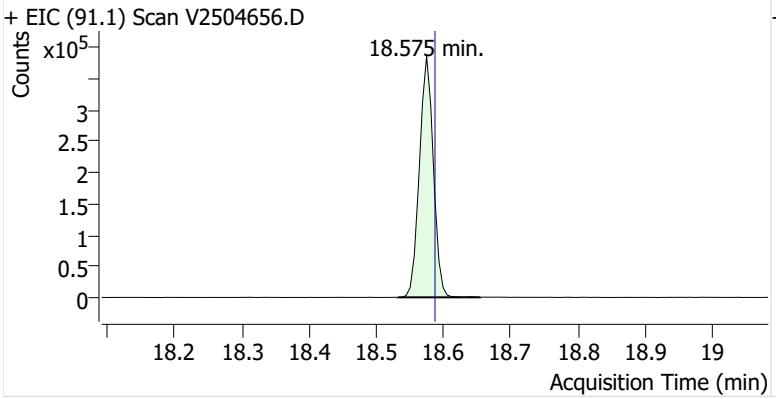

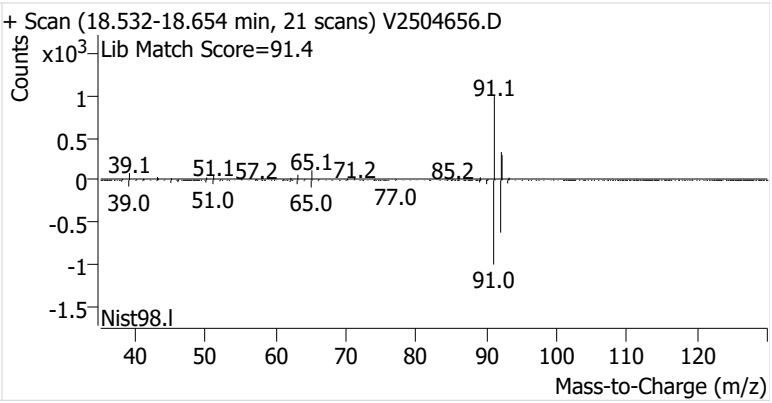

Ethylbenzene

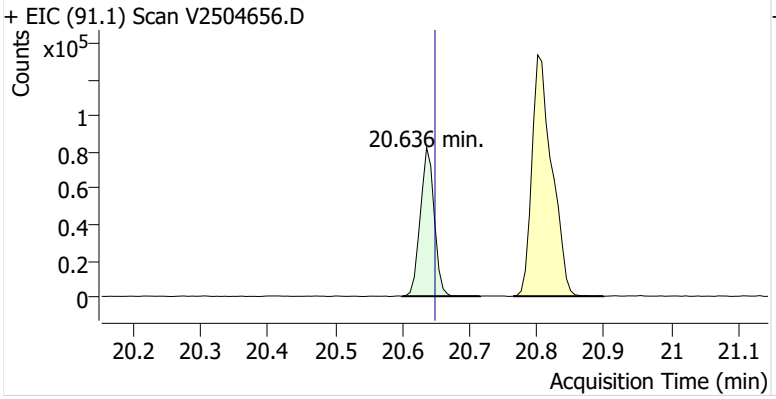

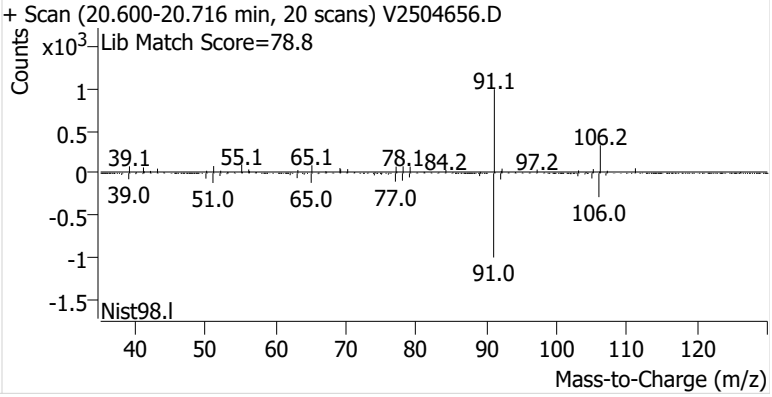

m-/p-Xylenes

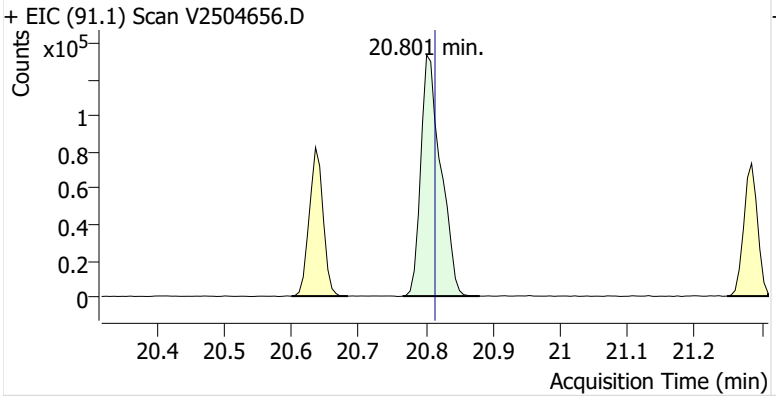

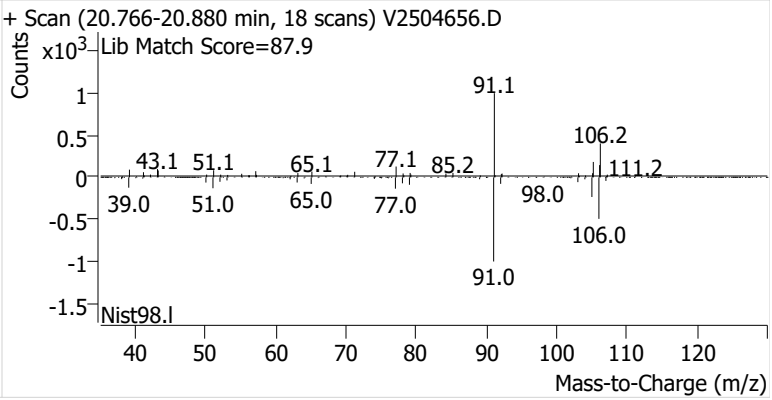

o-Xylene

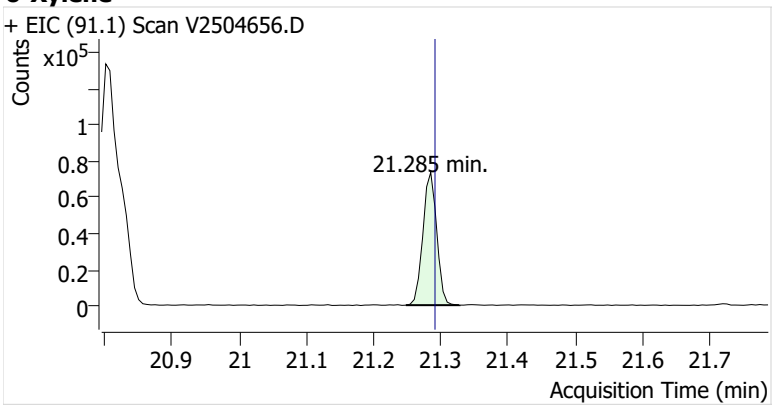
+ EIC (91.1) Scan V2504656.D
Counts
x10^5
1
0.8
0.6
0.4
0.2
0
21.285 min.
20.9
21
21.1
21.2
21.3
21.4
21.5
21.6
21.7
Acquisition Time (min)

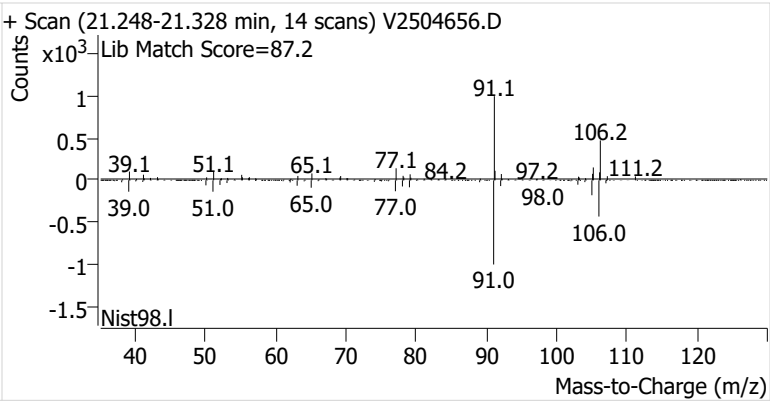
+ Scan (21.248-21.328 min, 14 scans) V2504656.D
Counts
x10^3
Lib Match Score=87.2
1
0.5
0
-0.5
-1
-1.5
91.1
106.2
39.1
51.1
65.1
77.1
84.2
97.2
111.2
39.0
51.0
65.0
77.0
98.0
106.0
91.0
Nist98.l
40
50
60
70
80
90
100
110
120
Mass-to-Charge (m/z)

Name	CGOSP-14-S-20250715
Comment	B15751; Recollect
Data File	V2504657.D
Acq. Date-Time	8/7/2025 3:20:58 AM
Acq. Method File	M325B-TD-Cryo9
Tube Sorbent	Carbopack X
Analyze Quant Version	12.1
Report Quant Version	12.1

Sample Chromatogram

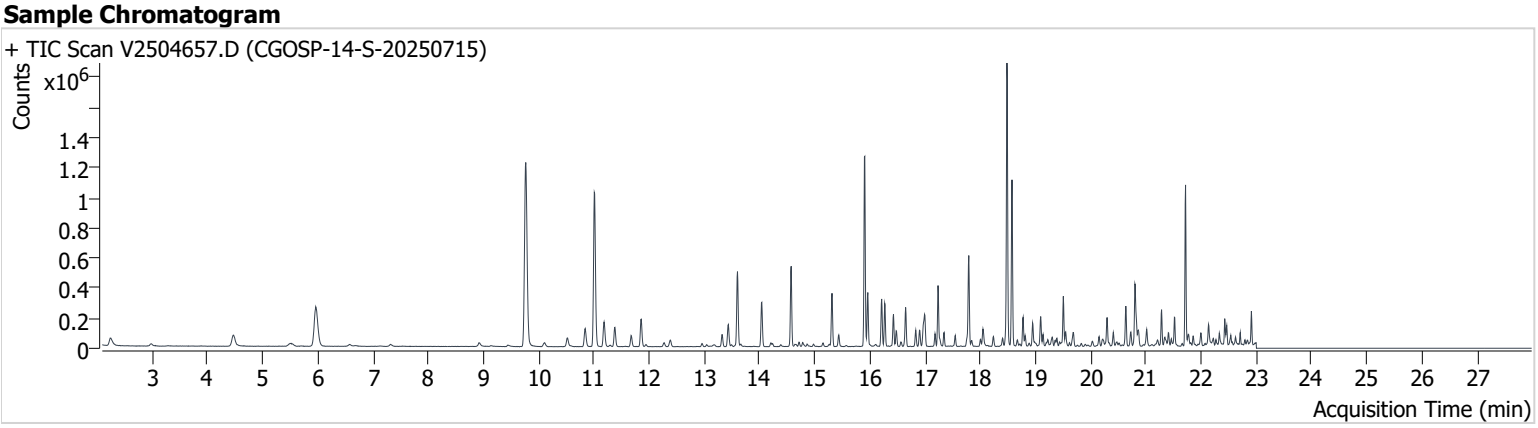

Name	ISTD	RT	ICAL RT	Resp.	Int. Flag
Benzene-d6 (IS)		15.907	15.920	1,062,298	
Benzene	Benzene-d6 (IS)	15.962	15.975	275,647	
Toluene-d8 (IS)		18.483	18.495	1,124,917	
Toluene	Toluene-d8 (IS)	18.574	18.587	663,259	
Ethylbenzene	Toluene-d8 (IS)	20.636	20.649	163,400	
m-/p-Xylenes	Toluene-d8 (IS)	20.801	20.814	295,724	
o-Xylene	Toluene-d8 (IS)	21.285	21.291	118,395	

Benzene-d6 (IS)

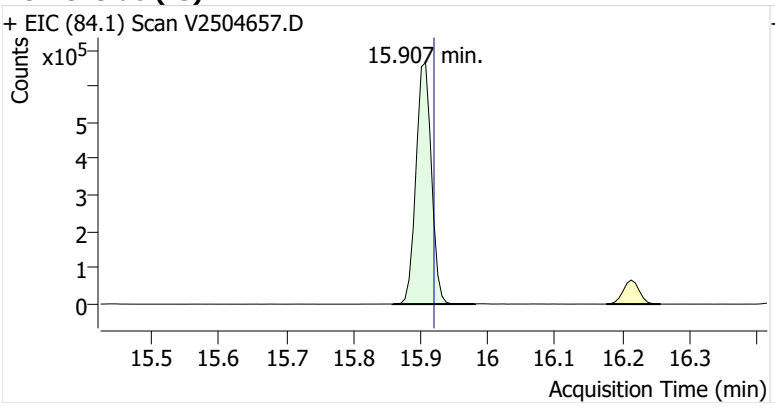

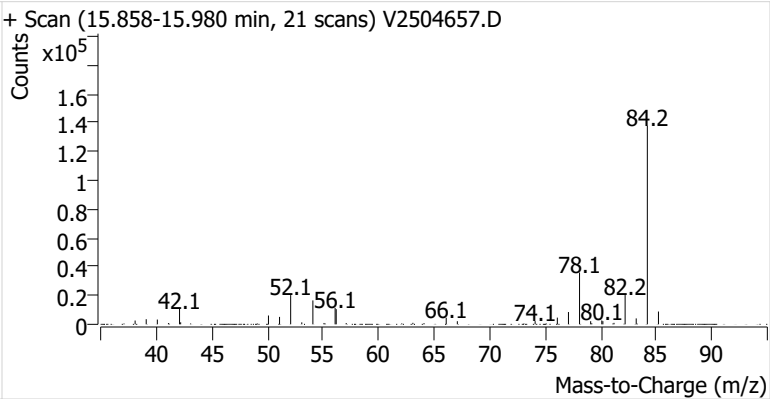

Benzene

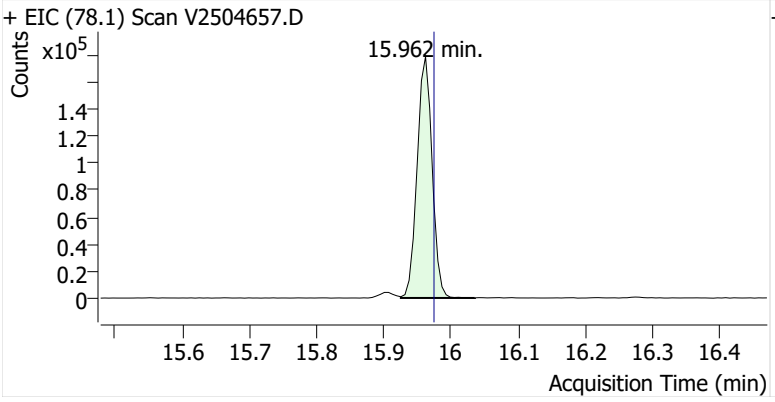

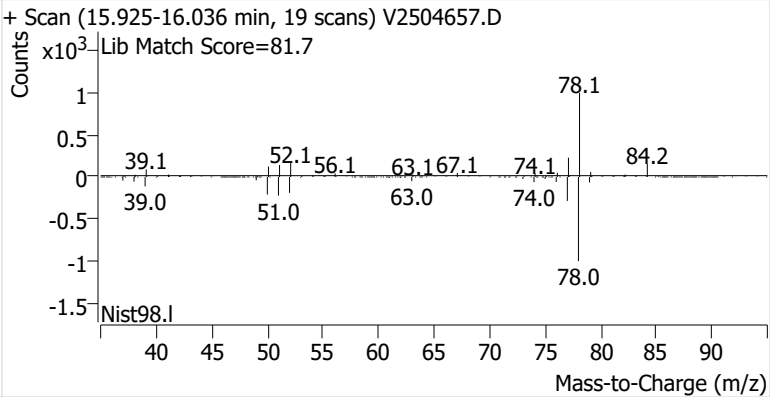

Toluene-d8 (IS)

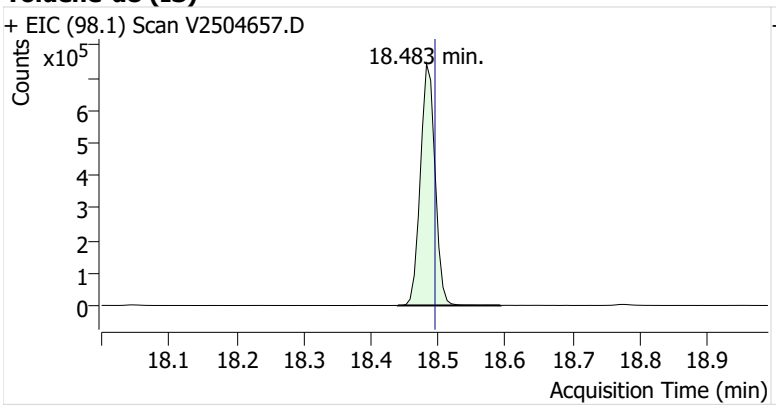

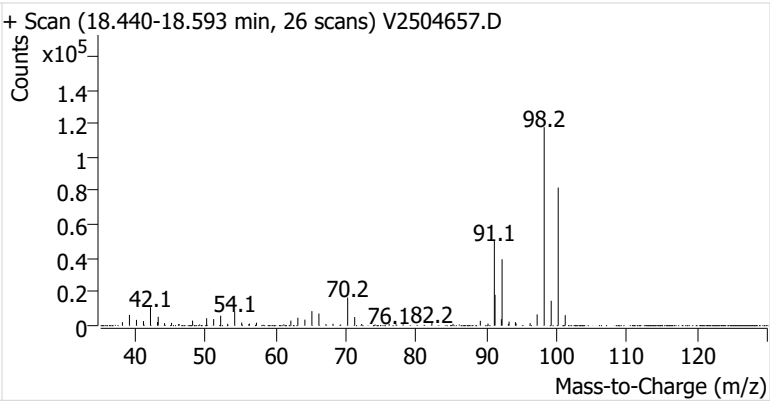

Toluene

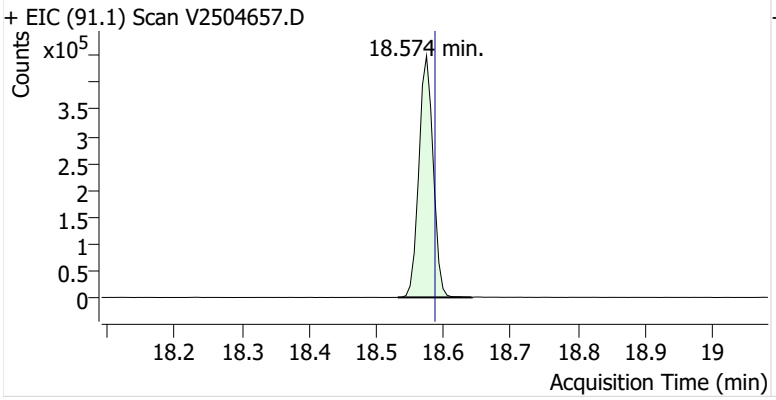

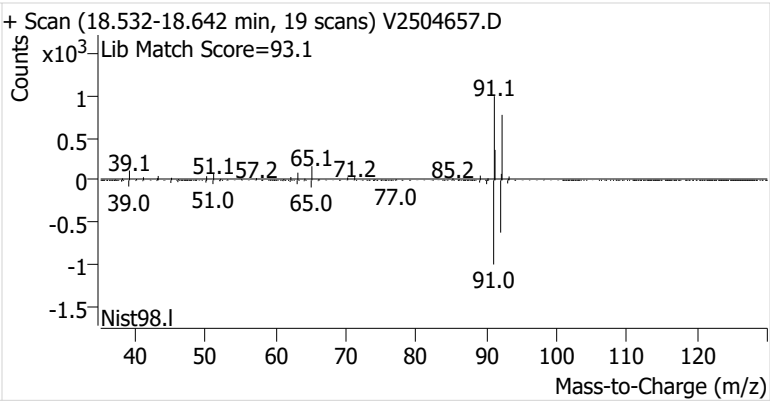

Ethylbenzene

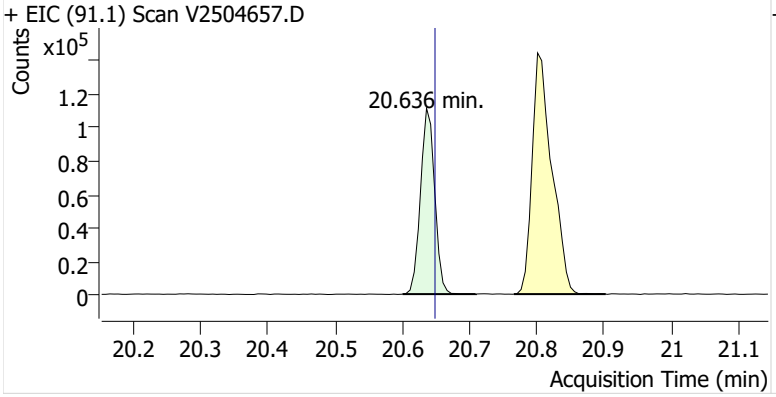

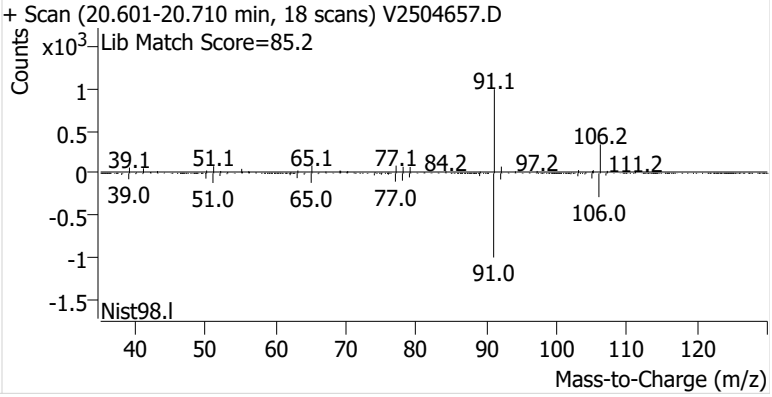

m-/p-Xylenes

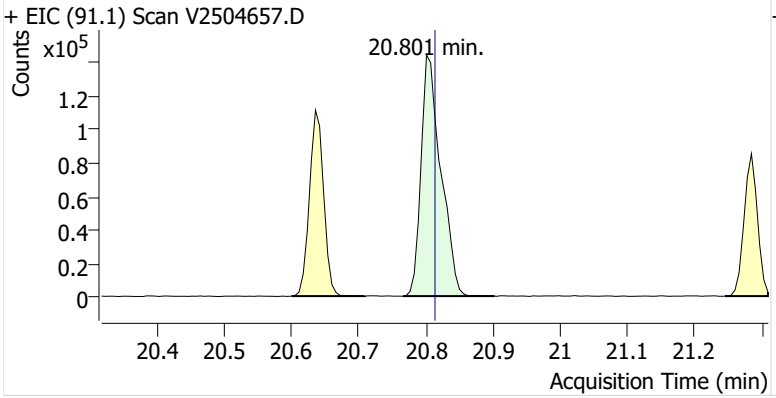

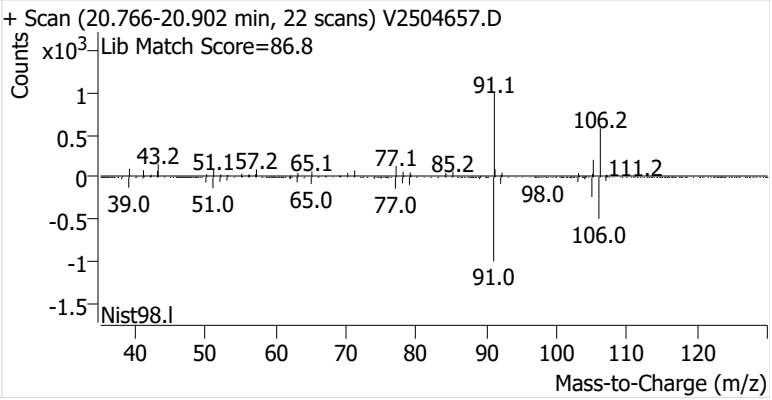

o-Xylene

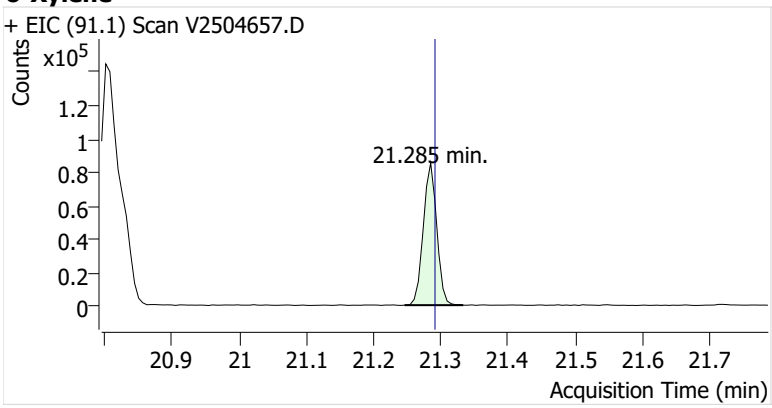
+ EIC (91.1) Scan V2504657.D
Counts
x10^5
1.2
1
0.8
0.6
0.4
0.2
0
21.285 min.
20.9
21
21.1
21.2
21.3
21.4
21.5
21.6
21.7
Acquisition Time (min)

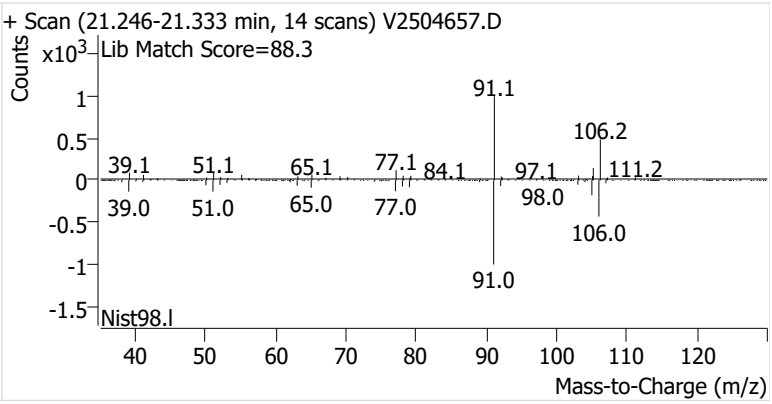
+ Scan (21.246-21.333 min, 14 scans) V2504657.D
Counts
x10^3
Lib Match Score=88.3
1
0.5
0
-0.5
-1
-1.5
91.1
106.2
39.1
51.1
65.1
77.1
84.1
97.1
111.2
39.0
51.0
65.0
77.0
98.0
106.0
91.0
Nist98.l
40
50
60
70
80
90
100
110
120
Mass-to-Charge (m/z)

Name	CGOSP-15-S-20250715
Comment	B46831; Recollect
Data File	V2504658.D
Acq. Date-Time	8/7/2025 4:02:45 AM
Acq. Method File	M325B-TD-Cryo9
Tube Sorbent	Carbopack X
Analyze Quant Version	12.1
Report Quant Version	12.1

Sample Chromatogram

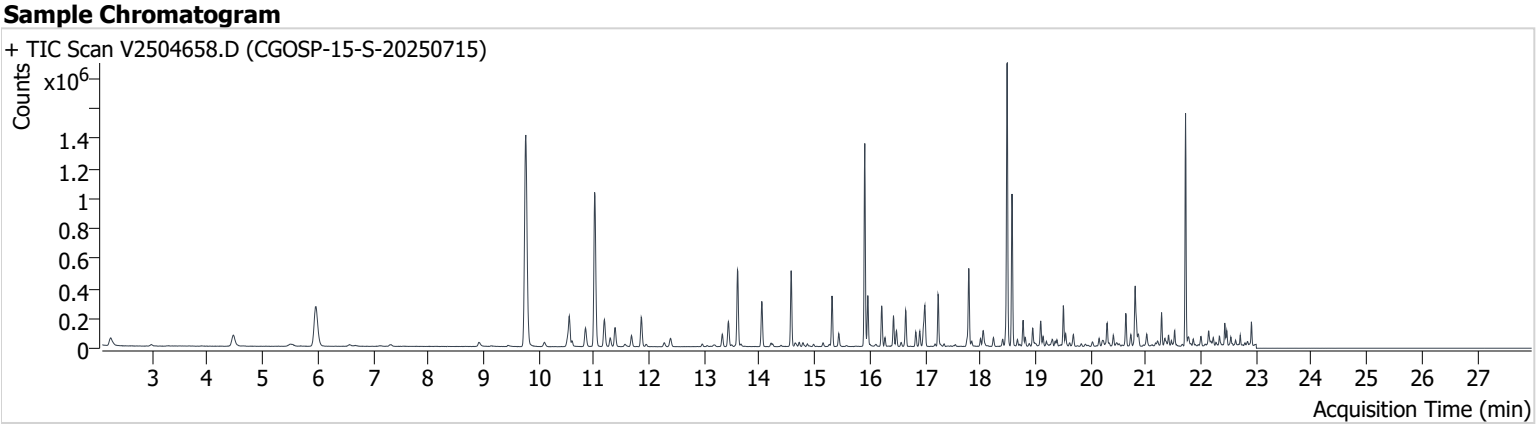

Name	ISTD	RT	ICAL RT	Resp.	Int. Flag
Benzene-d6 (IS)		15.907	15.920	1,081,075	
Benzene	Benzene-d6 (IS)	15.962	15.975	256,542	
Toluene-d8 (IS)		18.489	18.495	1,141,994	
Toluene	Toluene-d8 (IS)	18.575	18.587	611,788	
Ethylbenzene	Toluene-d8 (IS)	20.636	20.649	130,277	
m-/p-Xylenes	Toluene-d8 (IS)	20.808	20.814	280,167	
o-Xylene	Toluene-d8 (IS)	21.285	21.291	110,044	

Benzene-d6 (IS)

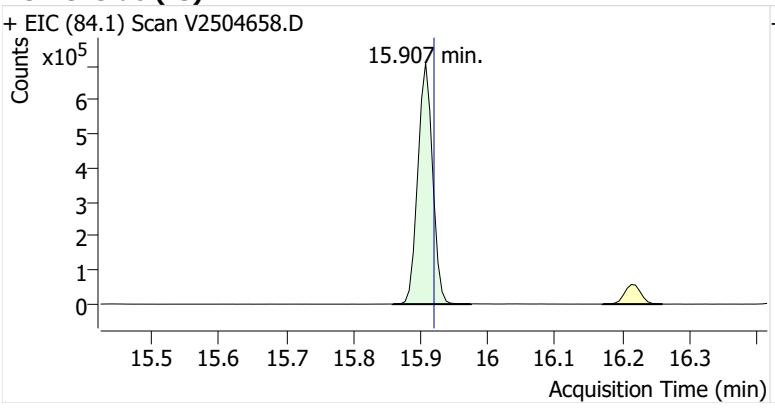

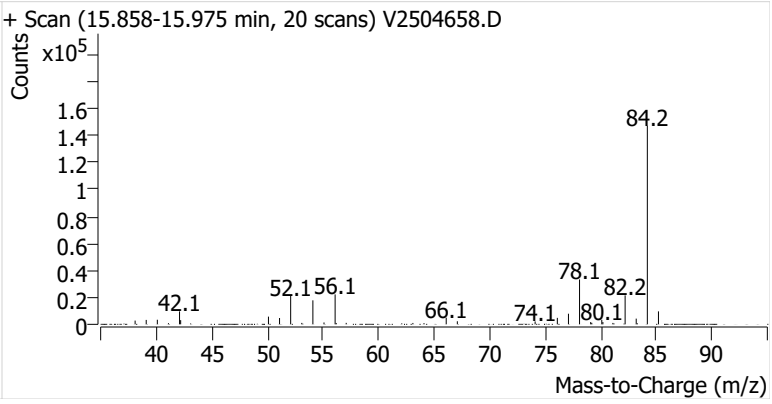

Benzene

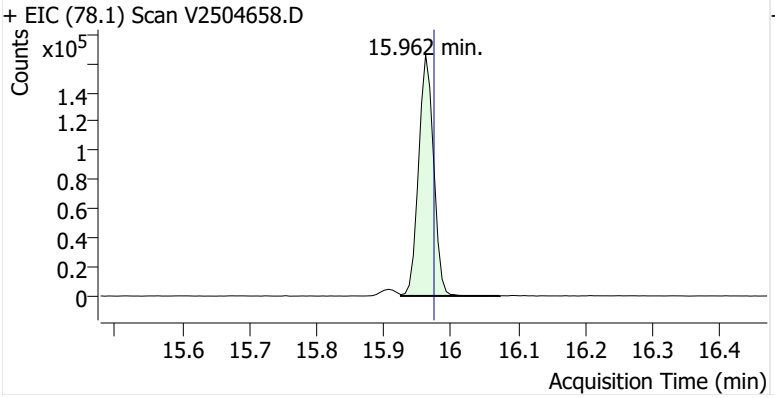

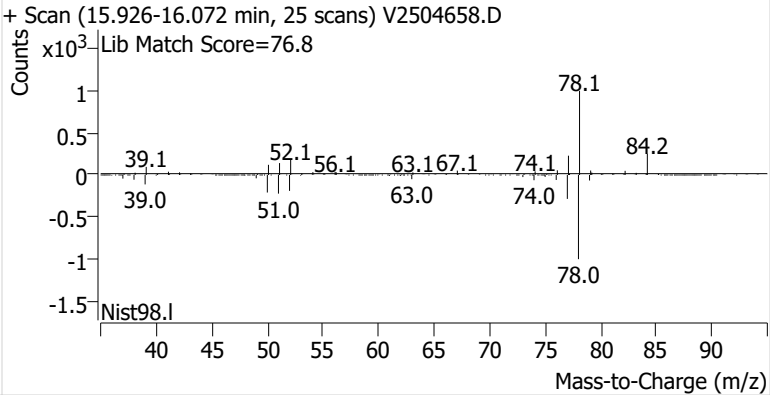

Toluene-d8 (IS)

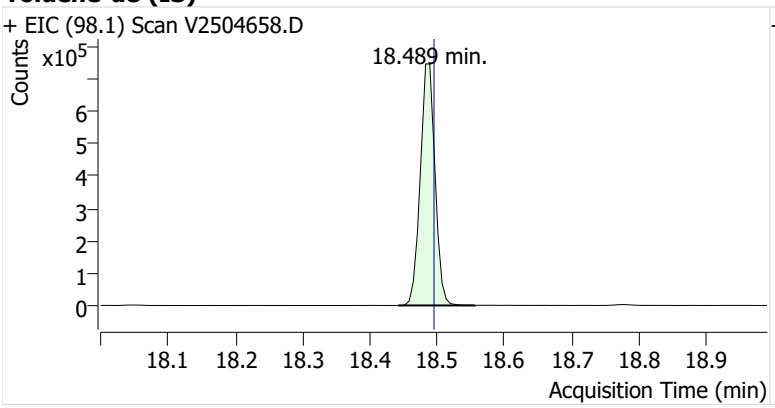

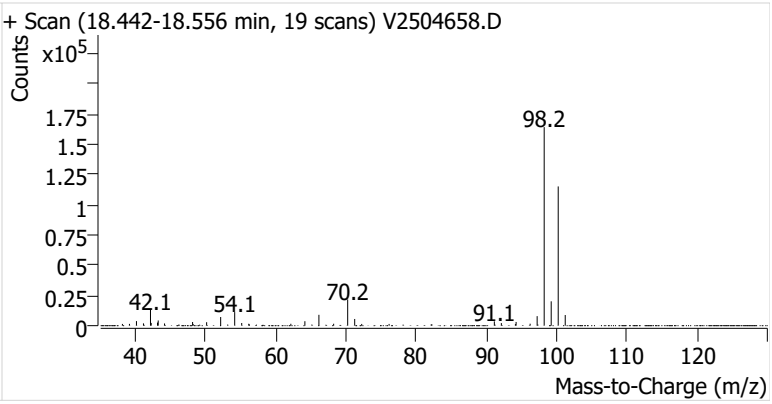

Toluene

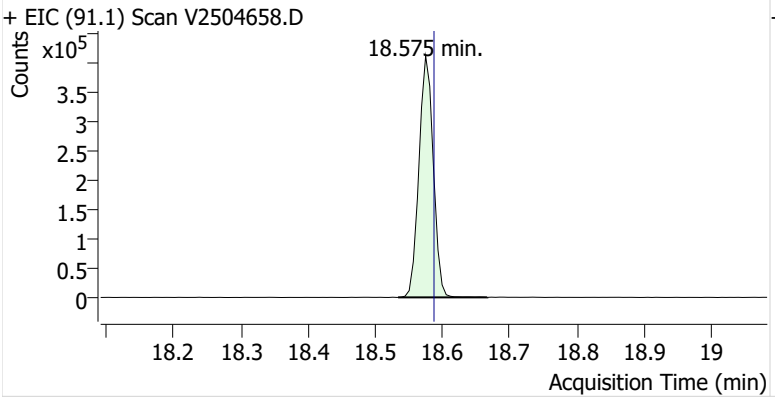

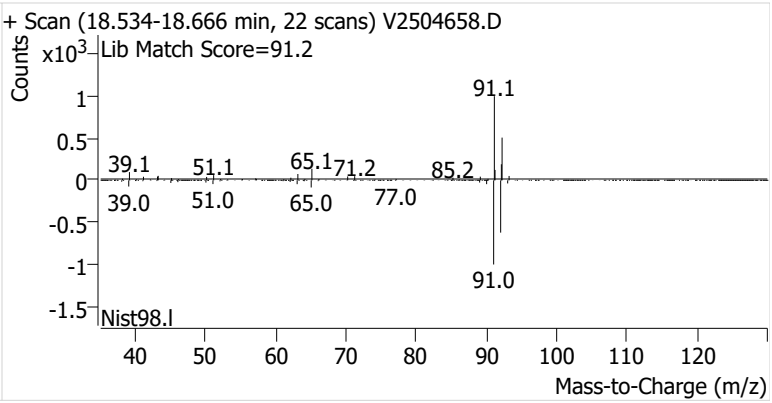

Ethylbenzene

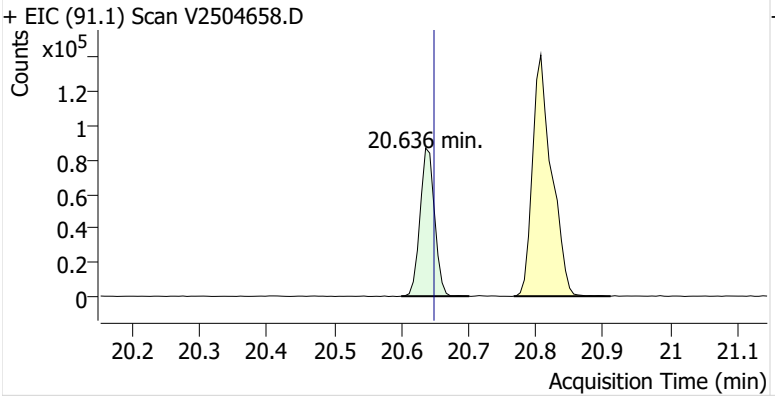

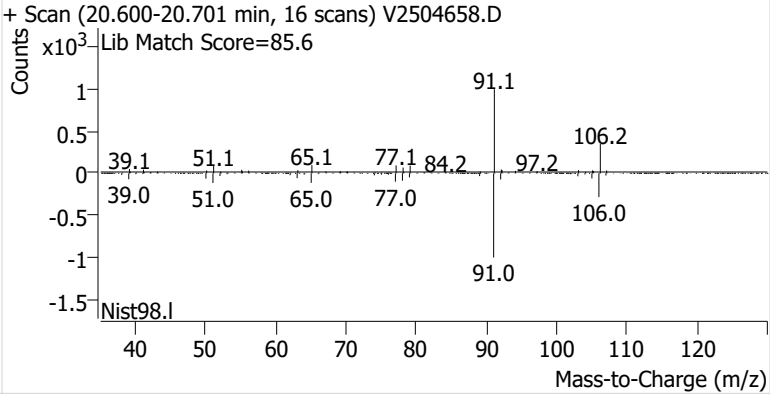

m-/p-Xylenes

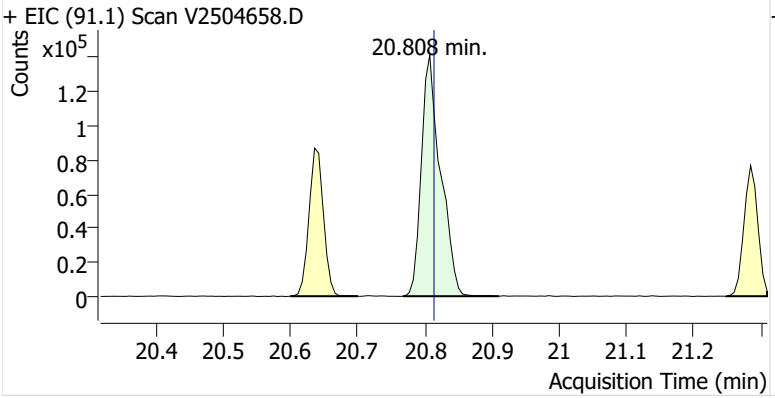

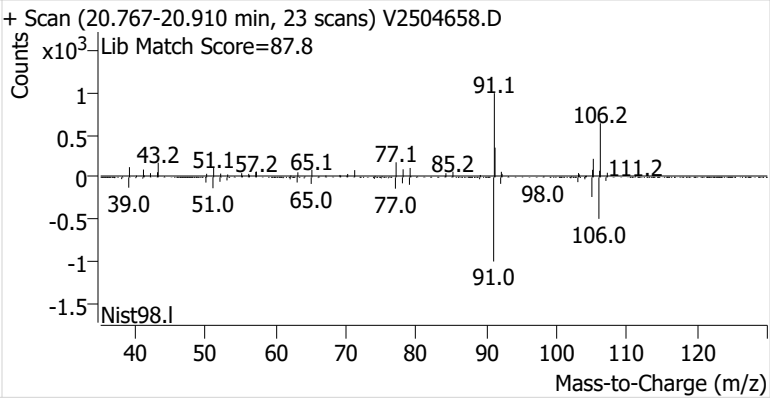

o-Xylene

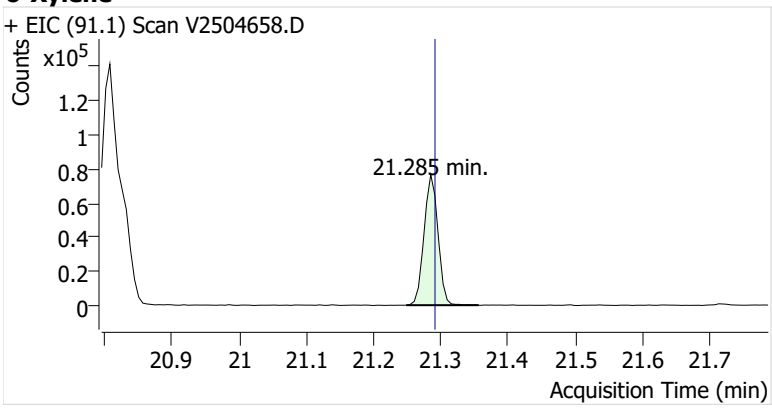
+ EIC (91.1) Scan V2504658.D
Counts
x10^5
1.2
1
0.8
0.6
0.4
0.2
0
21.285 min.
20.9
21
21.1
21.2
21.3
21.4
21.5
21.6
21.7
Acquisition Time (min)

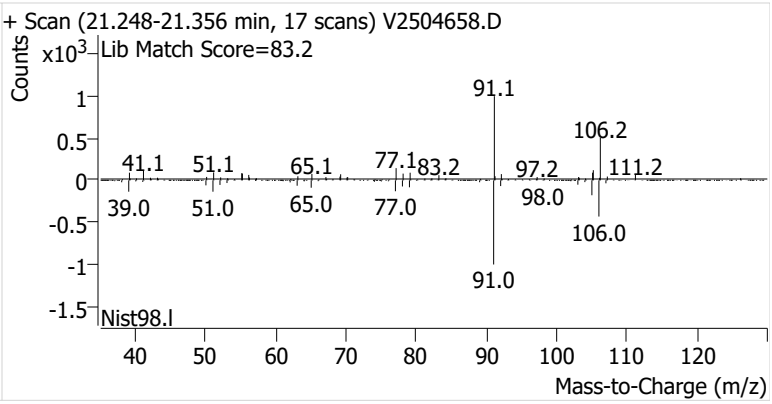
+ Scan (21.248-21.356 min, 17 scans) V2504658.D
Counts
x10^3
Lib Match Score=83.2
1
0.5
0
-0.5
-1
-1.5
91.1
106.2
41.1
51.1
65.1
77.1
83.2
97.2
111.2
39.0
51.0
65.0
77.0
98.0
106.0
91.0
Nist98.l
40
50
60
70
80
90
100
110
120
Mass-to-Charge (m/z)

Name	CGOSP-16-S-20250715
Comment	B27785; Recollect
Data File	V2504659.D
Acq. Date-Time	8/7/2025 4:44:27 AM
Acq. Method File	M325B-TD-Cryo9
Tube Sorbent	Carbopack X
Analyze Quant Version	12.1
Report Quant Version	12.1

Sample Chromatogram

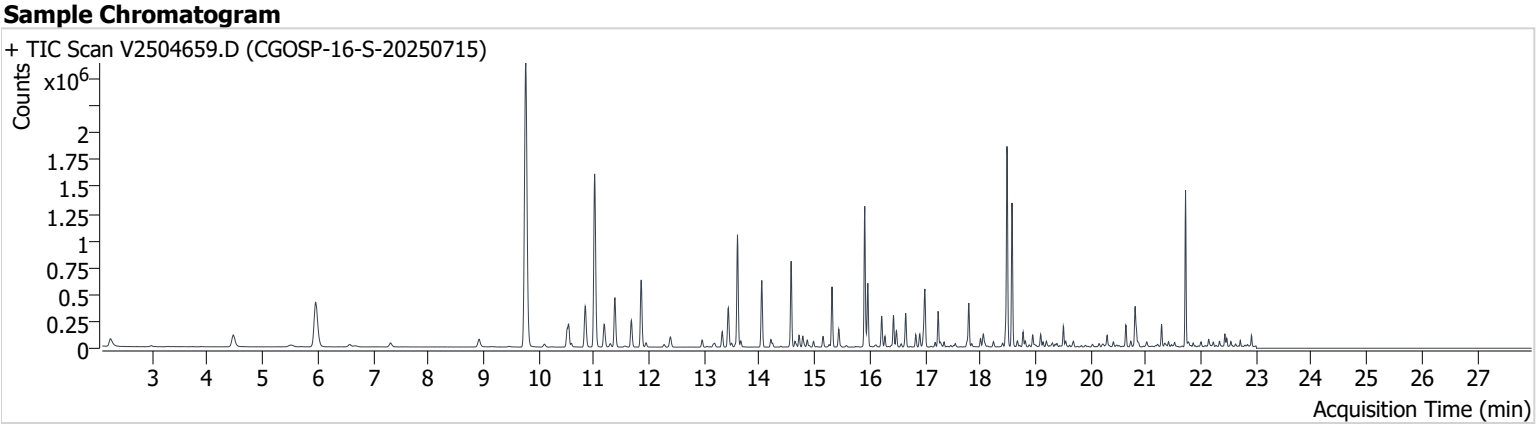

Name	ISTD	RT	ICAL RT	Resp.	Int. Flag
Benzene-d6 (IS)		15.907	15.920	1,048,107	
Benzene	Benzene-d6 (IS)	15.962	15.975	442,140	
Toluene-d8 (IS)		18.483	18.495	1,116,961	
Toluene	Toluene-d8 (IS)	18.575	18.587	747,707	
Ethylbenzene	Toluene-d8 (IS)	20.636	20.649	132,957	
m-/p-Xylenes	Toluene-d8 (IS)	20.808	20.814	275,648	
o-Xylene	Toluene-d8 (IS)	21.285	21.291	104,714	

Benzene-d6 (IS)

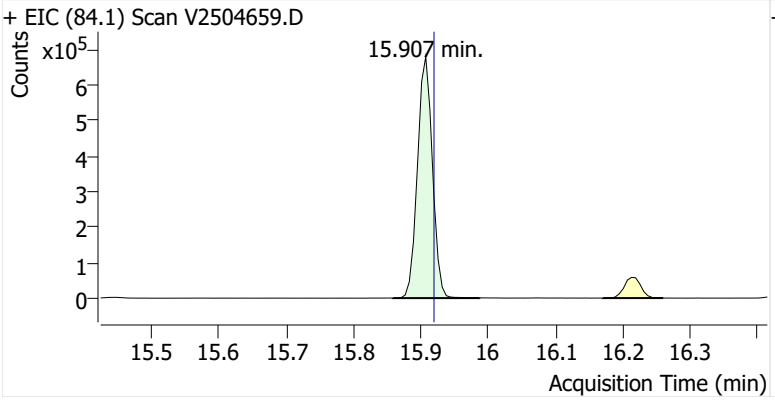

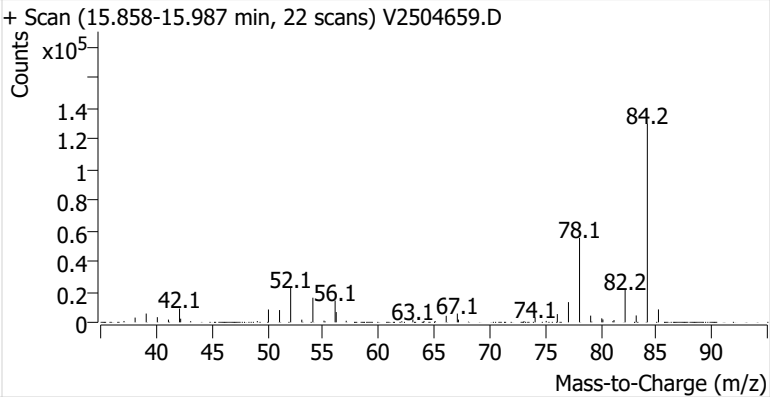

Benzene

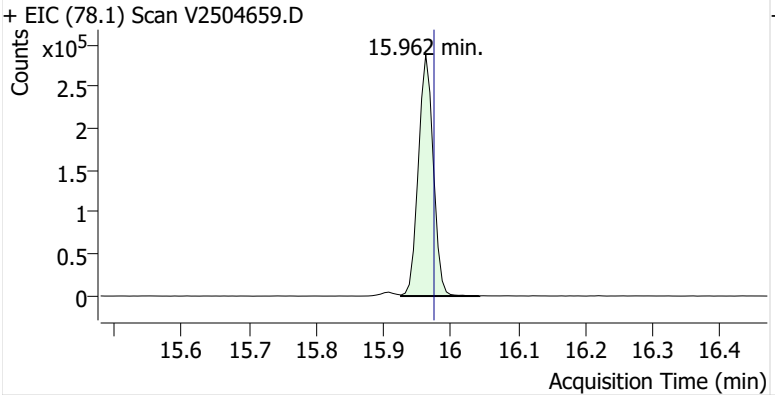

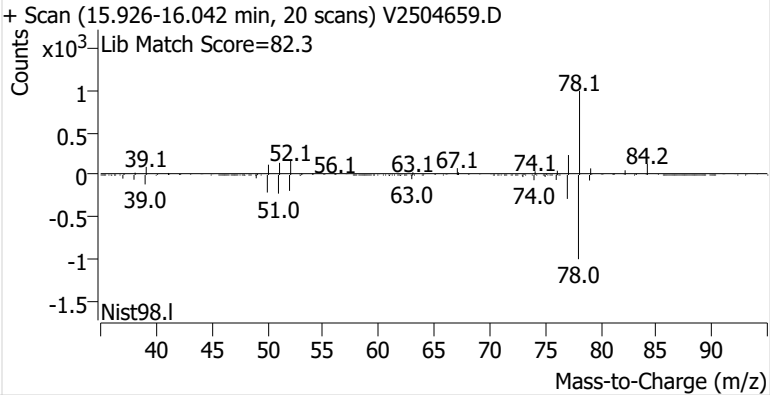

Toluene-d8 (IS)

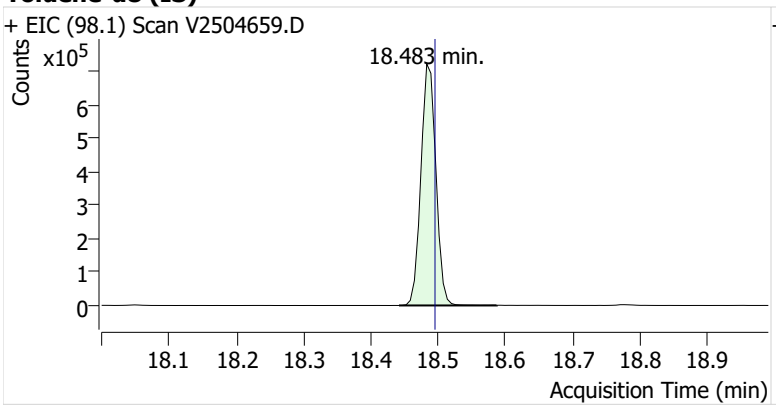

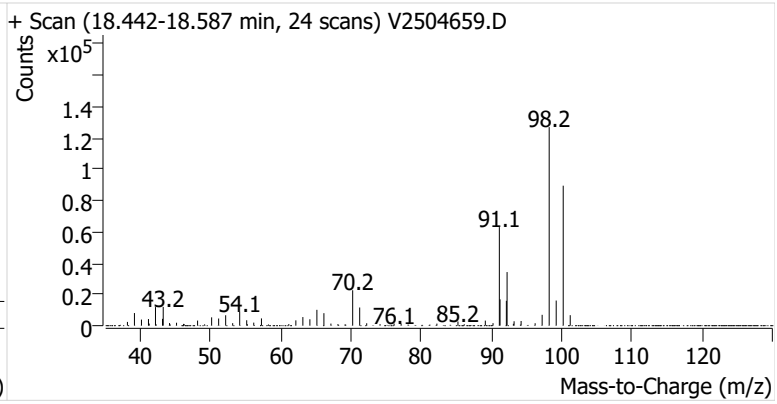

Toluene

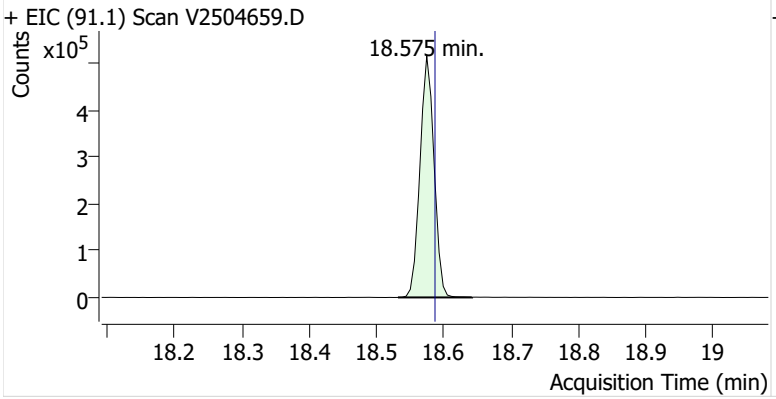

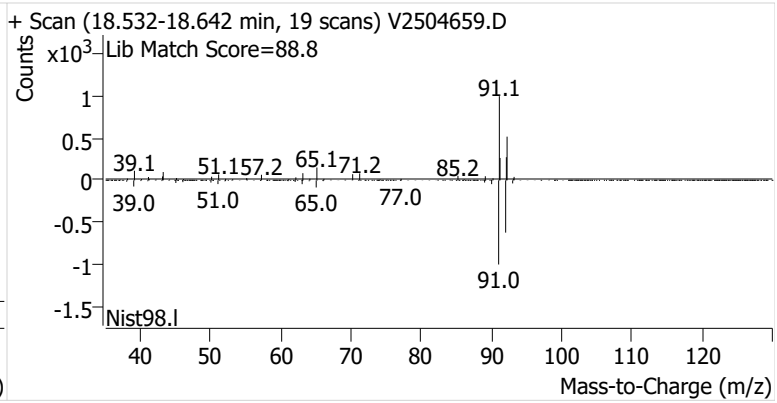

Ethylbenzene

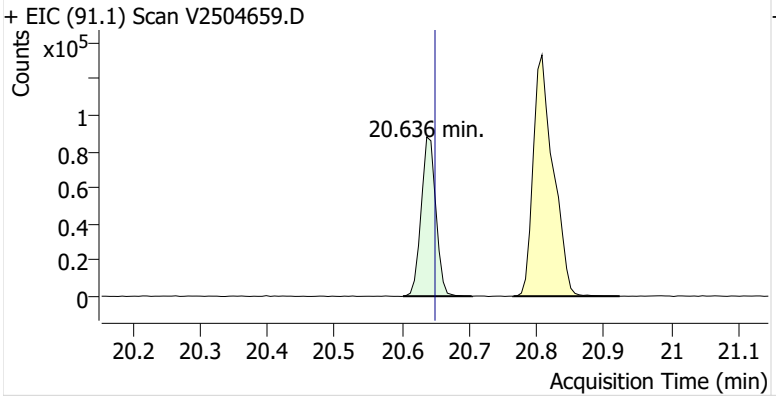

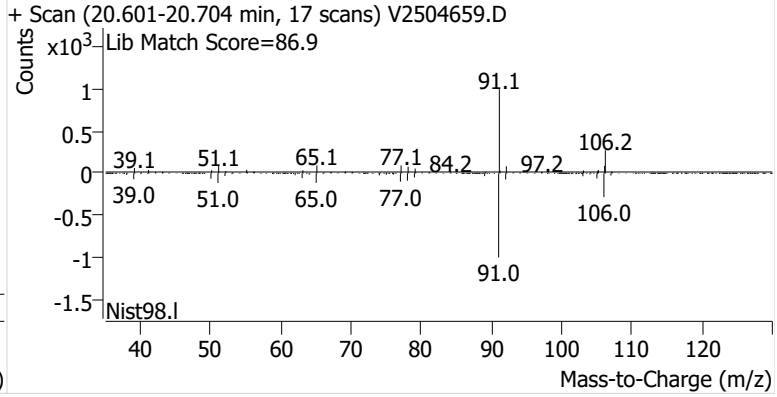

m-/p-Xylenes

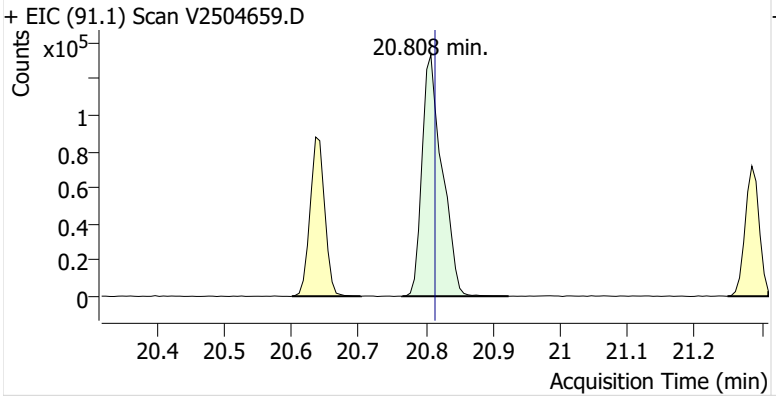

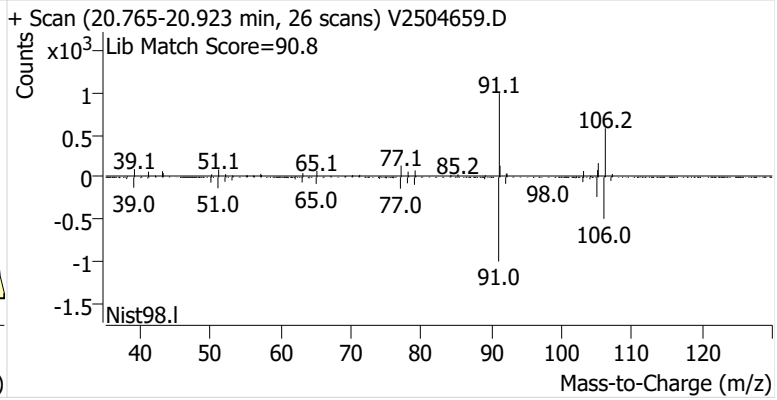

o-Xylene

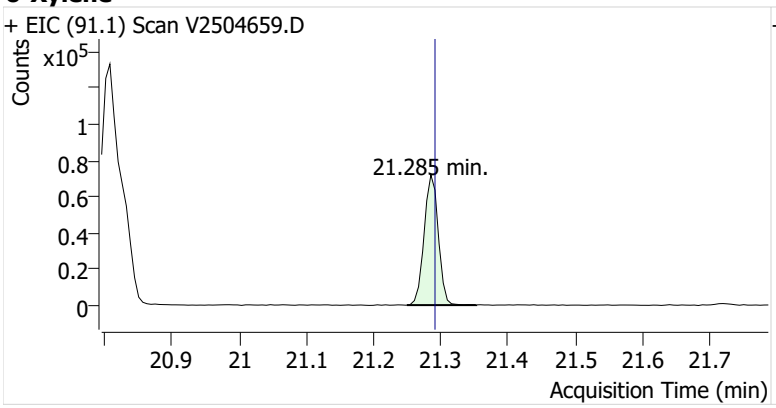
+ EIC (91.1) Scan V2504659.D
Counts
x10^5
1
0.8
0.6
0.4
0.2
0
21.285 min.
20.9
21
21.1
21.2
21.3
21.4
21.5
21.6
21.7
Acquisition Time (min)

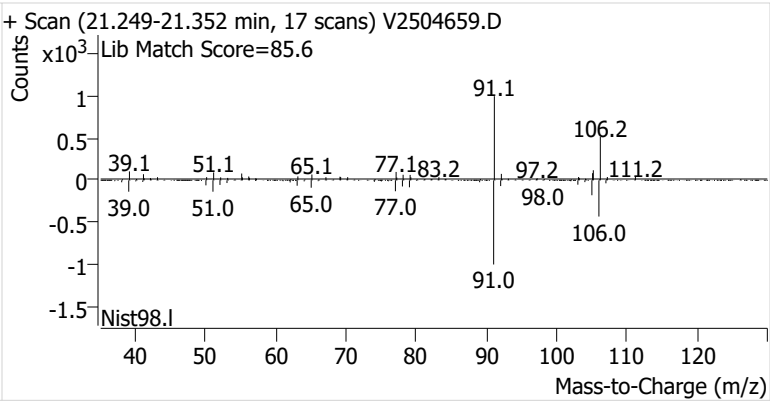
+ Scan (21.249-21.352 min, 17 scans) V2504659.D
Counts
x10^3
Lib Match Score=85.6
1
0.5
0
-0.5
-1
-1.5
91.1
106.2
39.1
51.1
65.1
77.1
83.2
97.2
111.2
39.0
51.0
65.0
77.0
98.0
106.0
91.0
Nist98.l
40
50
60
70
80
90
100
110
120
Mass-to-Charge (m/z)

Name	CGOSP-17-S-20250715
Comment	B20661; Recollect
Data File	V2504660.D
Acq. Date-Time	8/7/2025 5:26:00 AM
Acq. Method File	M325B-TD-Cryo9
Tube Sorbent	Carbopack X
Analyze Quant Version	12.1
Report Quant Version	12.1

Sample Chromatogram

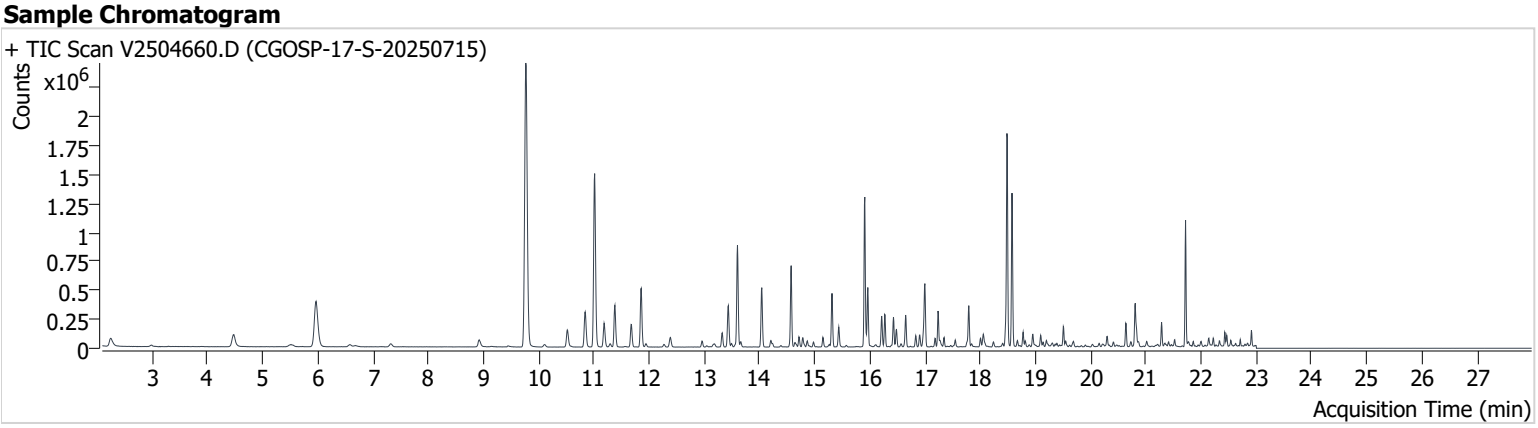

Name	ISTD	RT	ICAL RT	Resp.	Int. Flag
Benzene-d6 (IS)		15.907	15.920	1,054,867	
Benzene	Benzene-d6 (IS)	15.962	15.975	390,800	
Toluene-d8 (IS)		18.483	18.495	1,125,428	
Toluene	Toluene-d8 (IS)	18.575	18.587	739,017	
Ethylbenzene	Toluene-d8 (IS)	20.642	20.649	133,337	
m-/p-Xylenes	Toluene-d8 (IS)	20.808	20.814	270,834	
o-Xylene	Toluene-d8 (IS)	21.285	21.291	105,849	

Benzene-d6 (IS)

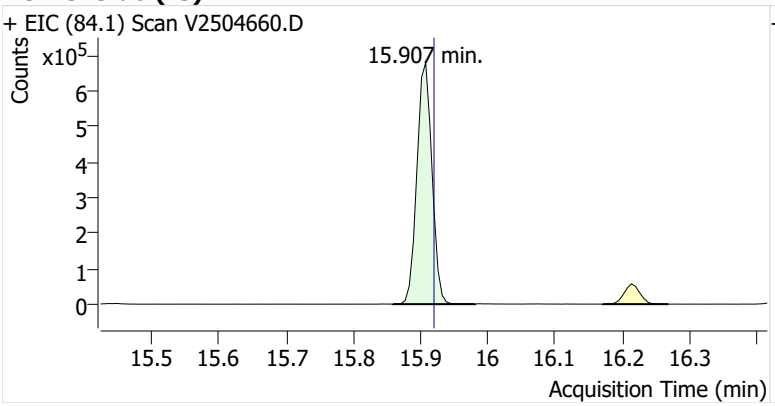

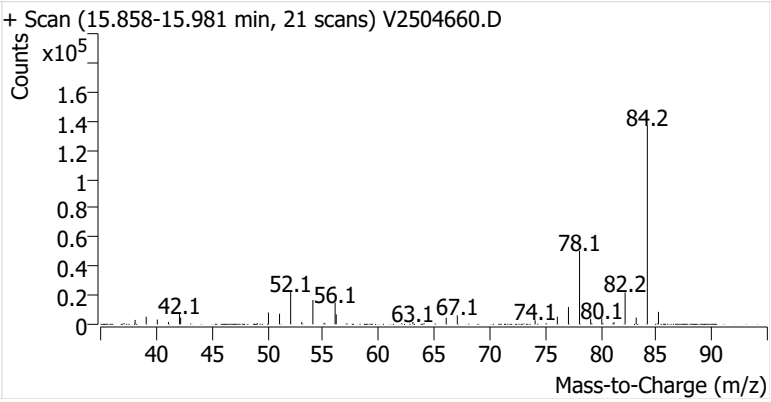

Benzene

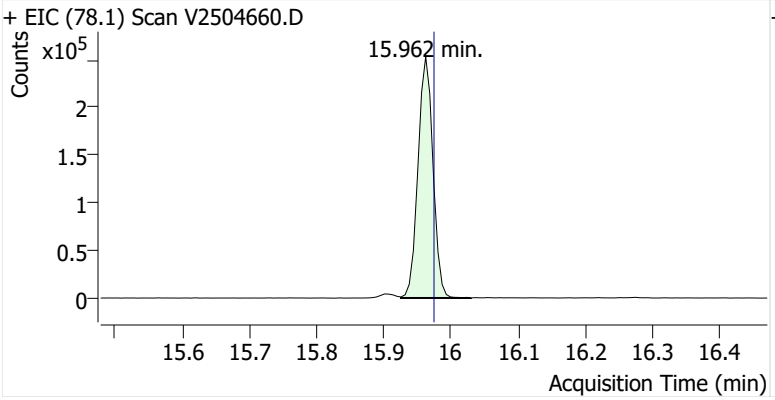

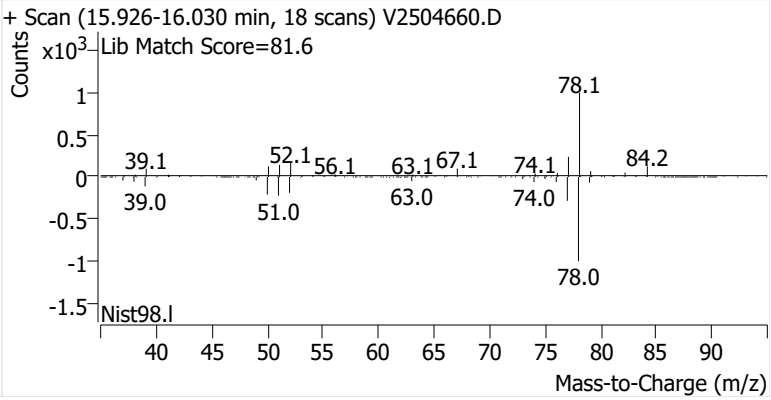

Toluene-d8 (IS)

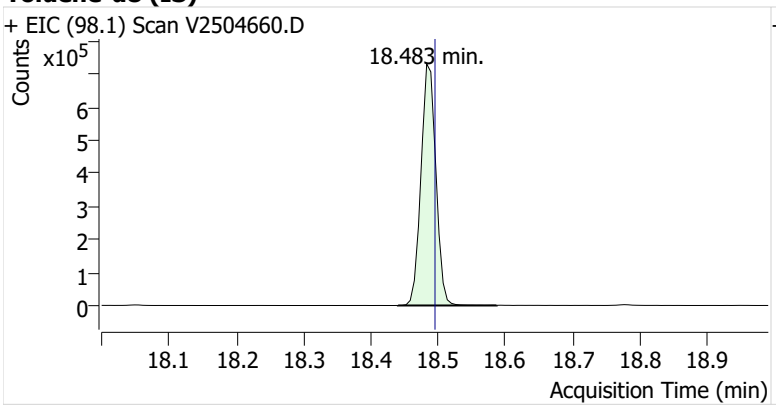

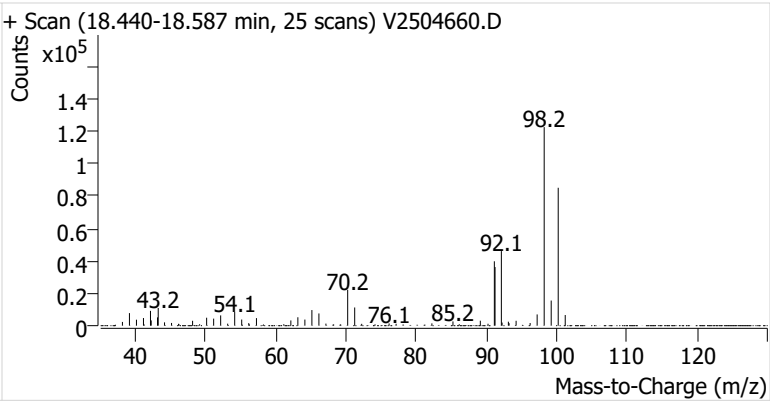

Toluene

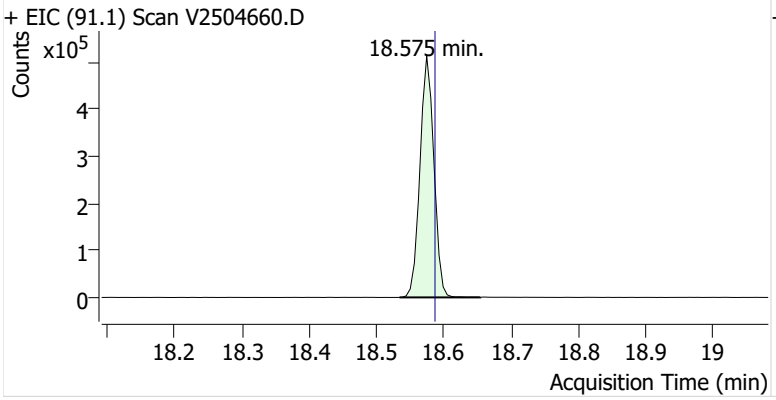

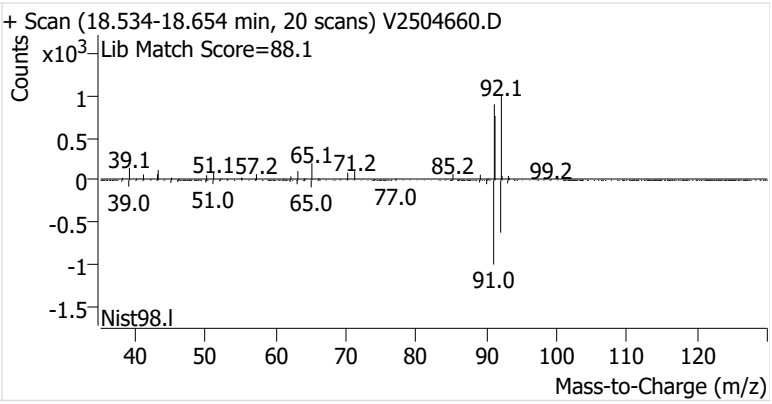

Ethylbenzene

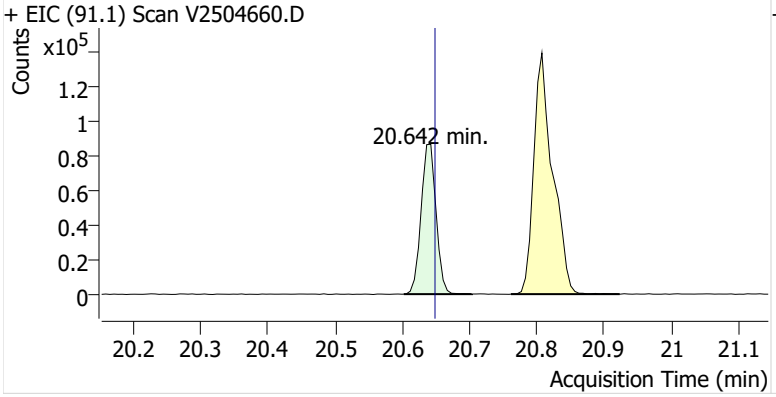

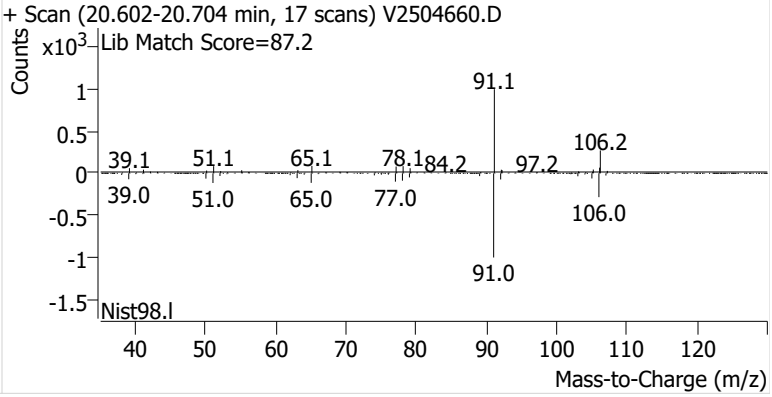

m-/p-Xylenes

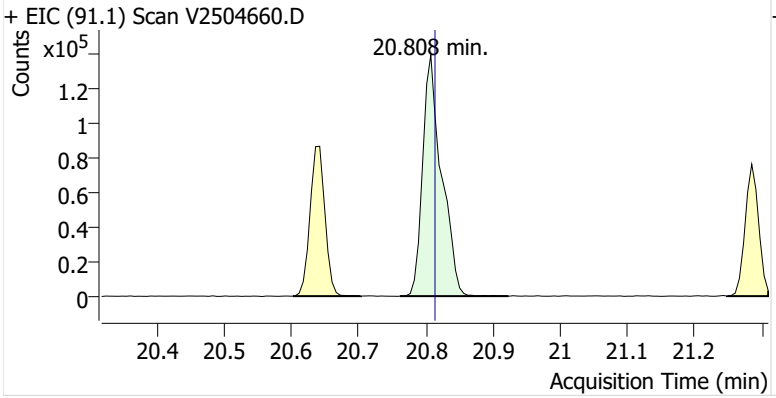

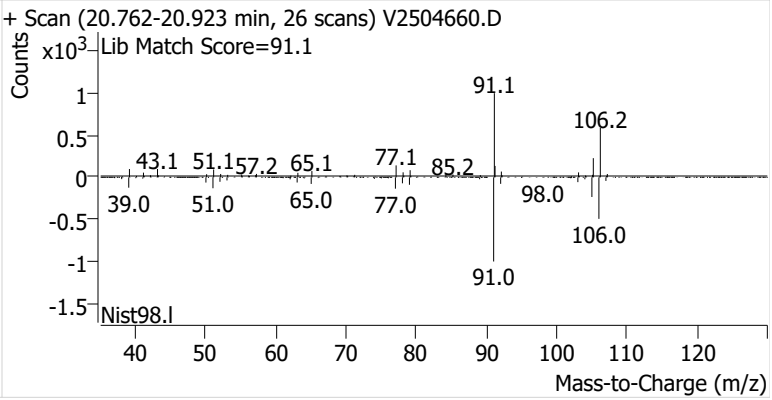

o-Xylene

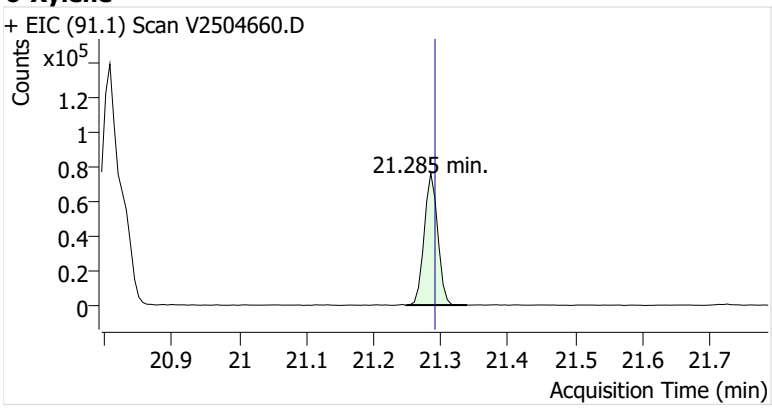
+ EIC (91.1) Scan V2504660.D
Counts
x10^5
1.2
1
0.8
0.6
0.4
0.2
0
21.285 min.
20.9
21
21.1
21.2
21.3
21.4
21.5
21.6
21.7
Acquisition Time (min)

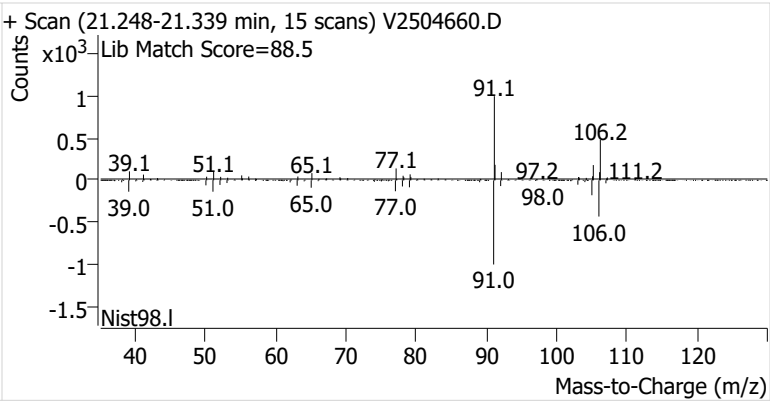
+ Scan (21.248-21.339 min, 15 scans) V2504660.D
Counts
x10^3
Lib Match Score=88.5
1
0.5
0
-0.5
-1
-1.5
91.1
106.2
39.1
51.1
65.1
77.1
97.2
111.2
39.0
51.0
65.0
77.0
98.0
106.0
91.0
Nist98.l
40
50
60
70
80
90
100
110
120
Mass-to-Charge (m/z)

Name	CGOSP-18-S-20250715
Comment	B27925; Recollect
Data File	V2504661.D
Acq. Date-Time	8/7/2025 6:07:24 AM
Acq. Method File	M325B-TD-Cryo9
Tube Sorbent	Carbopack X
Analyze Quant Version	12.1
Report Quant Version	12.1

Sample Chromatogram

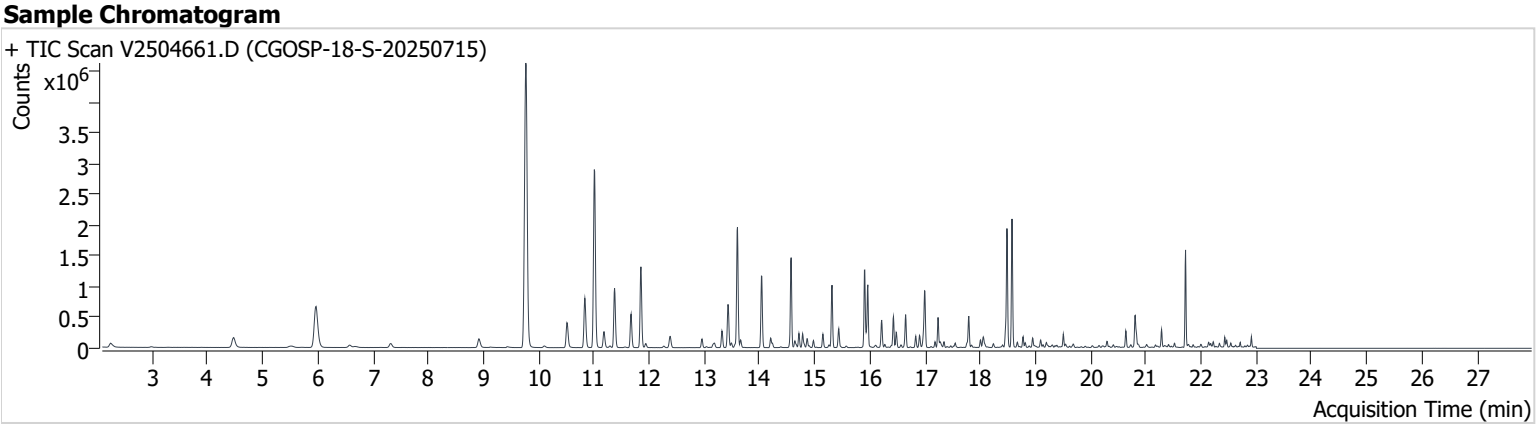

Name	ISTD	RT	ICAL RT	Resp.	Int. Flag
Benzene-d6 (IS)		15.907	15.920	1,048,805	
Benzene	Benzene-d6 (IS)	15.962	15.975	768,811	
Toluene-d8 (IS)		18.483	18.495	1,119,901	
Toluene	Toluene-d8 (IS)	18.575	18.587	1,174,642	
Ethylbenzene	Toluene-d8 (IS)	20.636	20.649	169,912	
m-/p-Xylenes	Toluene-d8 (IS)	20.808	20.814	388,372	
o-Xylene	Toluene-d8 (IS)	21.285	21.291	149,845	

Benzene-d6 (IS)

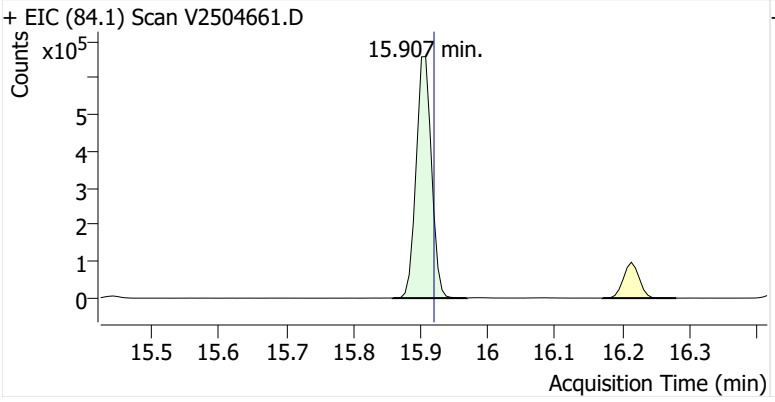

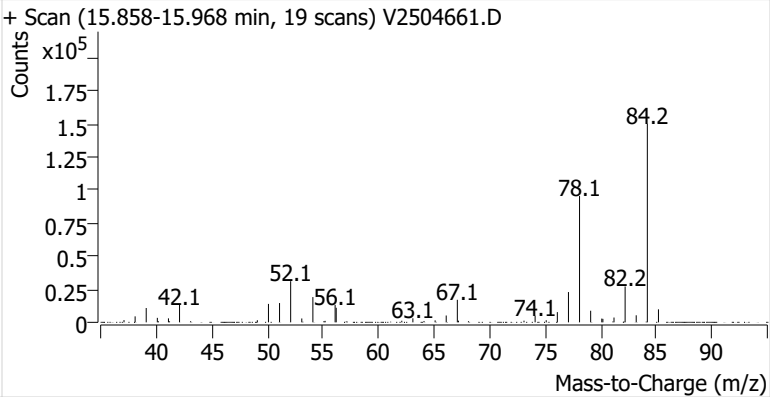

Benzene

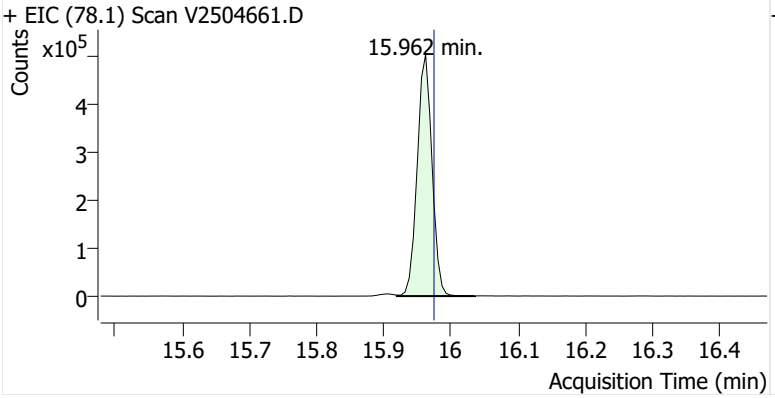

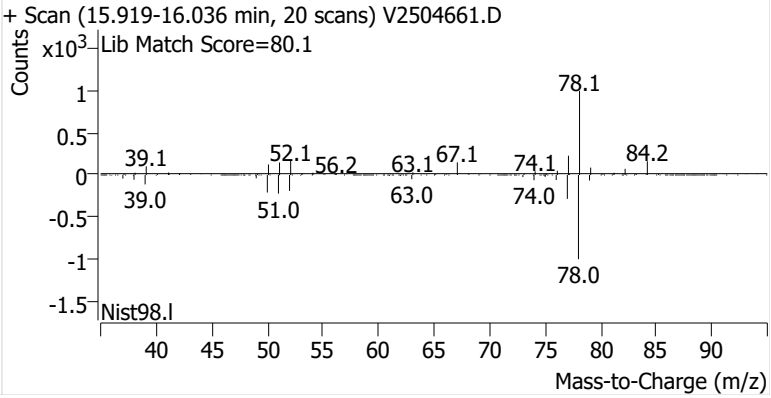

Toluene-d8 (IS)

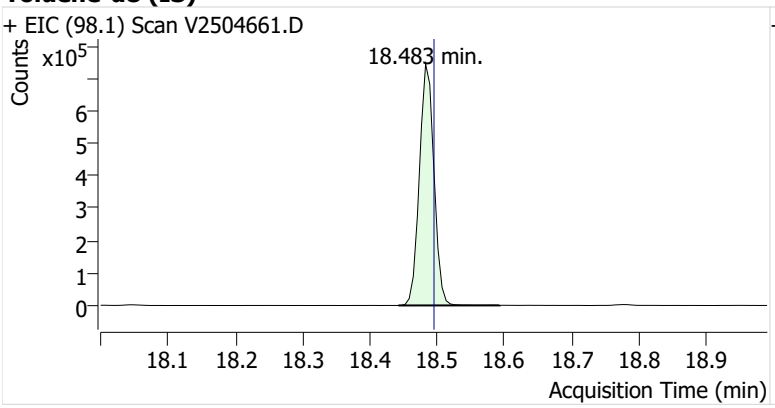

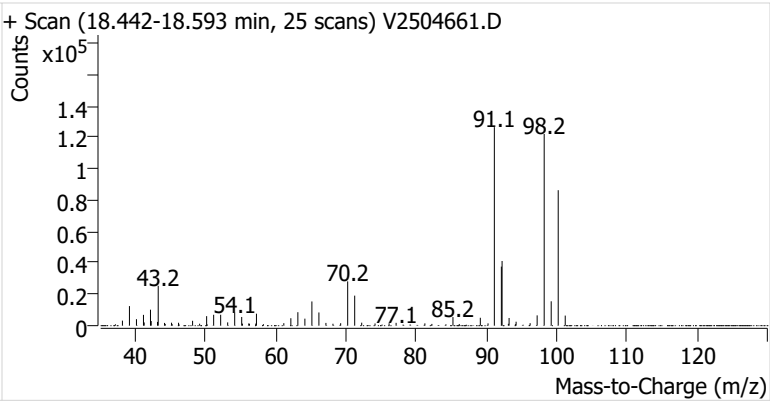

Toluene

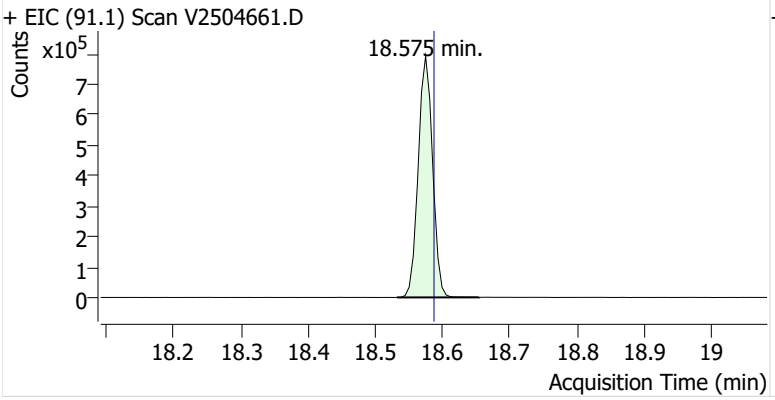

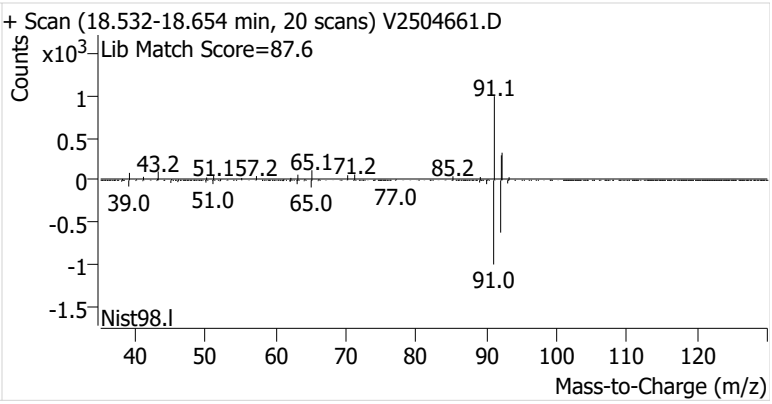

Ethylbenzene

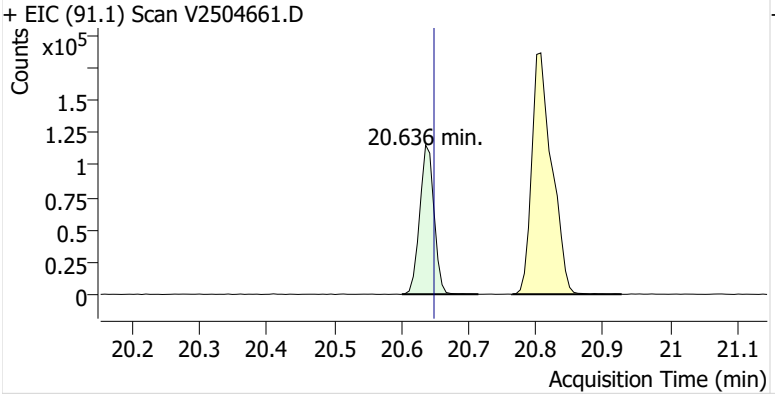

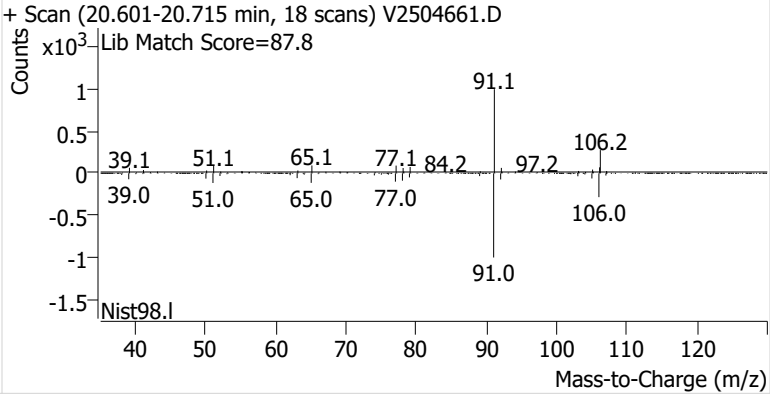

m-/p-Xylenes

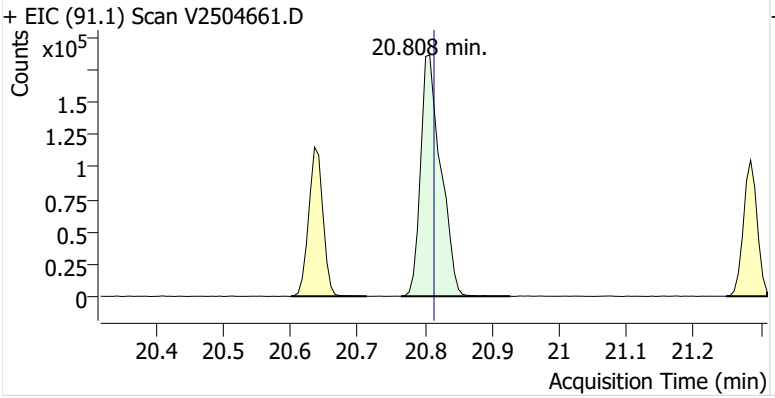

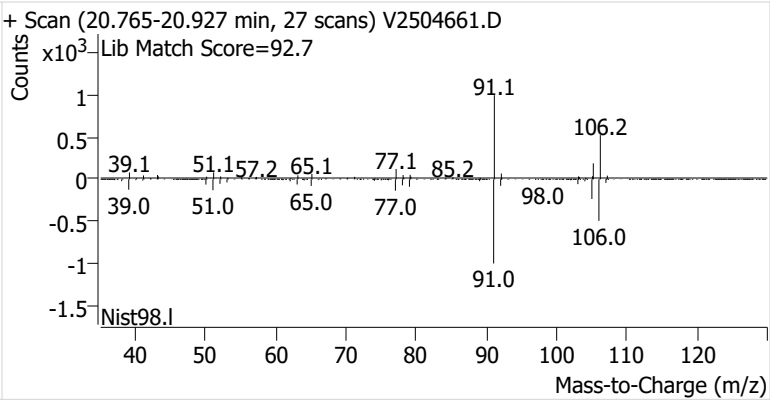

o-Xylene

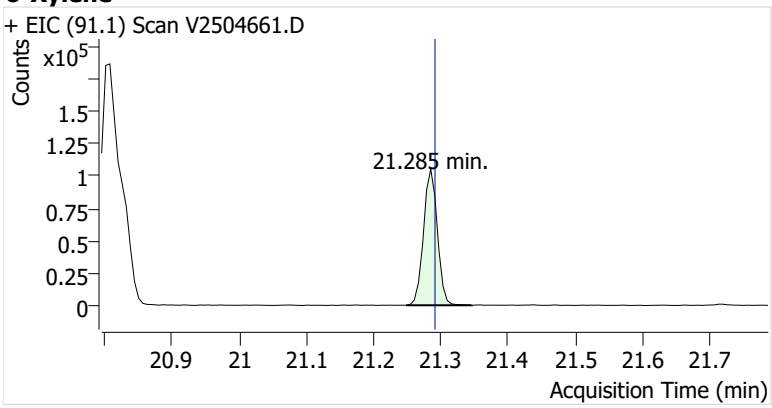
+ EIC (91.1) Scan V2504661.D
Counts
x10^5
1.5
1.25
1
0.75
0.5
0.25
0
21.285 min.
20.9
21
21.1
21.2
21.3
21.4
21.5
21.6
21.7
Acquisition Time (min)

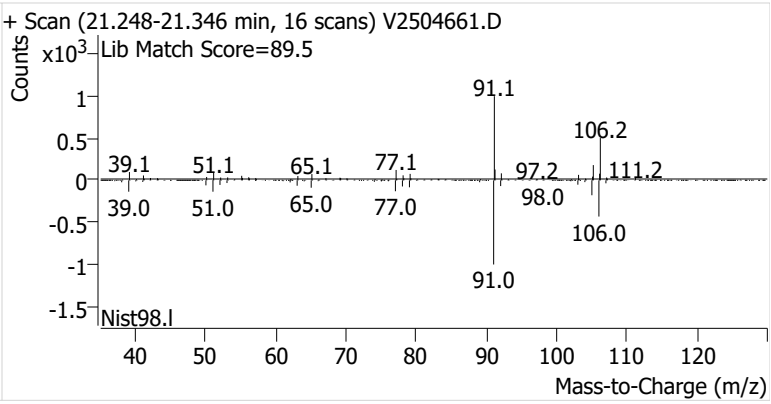
+ Scan (21.248-21.346 min, 16 scans) V2504661.D
Counts
x10^3
Lib Match Score=89.5
1
0.5
0
-0.5
-1
-1.5
91.1
106.2
39.1
51.1
65.1
77.1
97.2
111.2
39.0
51.0
65.0
77.0
98.0
106.0
91.0
Nist98.l
40
50
60
70
80
90
100
110
120
Mass-to-Charge (m/z)

Initial Calibration

Enthalpy Analytical

Company: Montrose Air Quality Services, LLC - New Jersey
Job No.: 2025FP303-1 EPA Method 325B Analysis
Client No.: PROJ-050158 Site: CITGO - South Portland Terminal

Calibration Curves

Method	Compound	Level	Cal File	Amount (ng)	Area	ISTD Amt (ng)	ISTD Area	RRF	Dev
V072225B_CC185154_Cryo	Benzene	1	V2504368.D	6.00	73870	90.3	1063033	1.046	0.13
V072225B_CC185154_Cryo	Benzene	2	V2504359.D	11.86	125201	90.3	1011963	0.942	0.02
V072225B_CC185154_Cryo	Benzene	3	V2504360.D	23.72	262847	90.3	1011186	0.990	0.072
V072225B_CC185154_Cryo	Benzene	4	V2504361.D	47.43	426910	90.3	1016845	0.799	-0.13
V072225B_CC185154_Cryo	Benzene	5	V2504362.D	118.58	1297381	90.3	1026547	0.962	0.042
V072225B_CC185154_Cryo	Benzene	6	V2504363.D	237.16	2443974	90.3	1025708	0.907	-0.017
V072225B_CC185154_Cryo	Benzene	7	V2504364.D	711.48	6600630	90.3	1026528	0.816	-0.12
						Avg:	1025973	0.923	
						%RSD:	1.7%	9.7%	
V072225B_CC185154_Cryo	Toluene	1	V2504368.D	5.27	75958	105.3	1127453	1.347	0.26
V072225B_CC185154_Cryo	Toluene	2	V2504359.D	10.41	111456	105.3	1092955	1.031	-0.036
V072225B_CC185154_Cryo	Toluene	3	V2504360.D	20.83	252860	105.3	1092695	1.170	0.094
V072225B_CC185154_Cryo	Toluene	4	V2504361.D	41.66	399569	105.3	1088759	0.928	-0.13
V072225B_CC185154_Cryo	Toluene	5	V2504362.D	104.15	1167480	105.3	1099927	1.073	0.0038
V072225B_CC185154_Cryo	Toluene	6	V2504363.D	208.30	2168147	105.3	1092118	1.004	-0.061
V072225B_CC185154_Cryo	Toluene	7	V2504364.D	624.89	6119468	105.3	1107115	0.931	-0.13
						Avg:	1100146	1.069	
						%RSD:	1.2%	13.9%	
V072225B_CC185154_Cryo	Ethylbenzene	1	V2504368.D	5.48	71164	105.3	1127453	1.214	0.047
V072225B_CC185154_Cryo	Ethylbenzene	2	V2504359.D	10.82	130322	105.3	1092955	1.160	0.0002
V072225B_CC185154_Cryo	Ethylbenzene	3	V2504360.D	21.65	298969	105.3	1092695	1.331	0.15
V072225B_CC185154_Cryo	Ethylbenzene	4	V2504361.D	43.30	466905	105.3	1088759	1.043	-0.1
V072225B_CC185154_Cryo	Ethylbenzene	5	V2504362.D	108.24	1356226	105.3	1099927	1.199	0.034
V072225B_CC185154_Cryo	Ethylbenzene	6	V2504363.D	216.49	2540371	105.3	1092118	1.131	-0.024
V072225B_CC185154_Cryo	Ethylbenzene	7	V2504364.D	649.46	7098407	105.3	1107115	1.039	-0.1
						Avg:	1100146	1.160	
						%RSD:	1.2%	8.8%	
V072225B_CC185154_Cryo	m-/p-Xylenes	1	V2504368.D	6.14	64289	105.3	1127453	0.978	0.012
V072225B_CC185154_Cryo	m-/p-Xylenes	2	V2504359.D	12.13	119705	105.3	1092955	0.951	-0.017
V072225B_CC185154_Cryo	m-/p-Xylenes	3	V2504360.D	24.26	282082	105.3	1092695	1.120	0.16
V072225B_CC185154_Cryo	m-/p-Xylenes	4	V2504361.D	48.52	426960	105.3	1088759	0.851	-0.12
V072225B_CC185154_Cryo	m-/p-Xylenes	5	V2504362.D	121.31	1250958	105.3	1099927	0.987	0.021
V072225B_CC185154_Cryo	m-/p-Xylenes	6	V2504363.D	242.62	2371302	105.3	1092118	0.942	-0.026
V072225B_CC185154_Cryo	m-/p-Xylenes	7	V2504364.D	727.86	7194927	105.3	1107115	0.940	-0.028
						Avg:	1100146	0.967	
						%RSD:	1.2%	8.3%	
V072225B_CC185154_Cryo	o-Xylene	1	V2504368.D	5.71	59647	105.3	1127453	0.976	0.022
V072225B_CC185154_Cryo	o-Xylene	2	V2504359.D	11.28	115661	105.3	1092955	0.988	0.034
V072225B_CC185154_Cryo	o-Xylene	3	V2504360.D	22.56	265621	105.3	1092695	1.134	0.19

Enthalpy Analytical

Company: Montrose Air Quality Services, LLC - New Jersey
Job No.: 2025FP303-1 EPA Method 325B Analysis
Client No.: PROJ-050158 Site: CITGO - South Portland Terminal

Calibration Curves

Method	Compound	Level	Cal File	Amount (ng)	Area	ISTD Amt (ng)	ISTD Area	RRF	Dev
V072225B_CC185154_Cryo	o-Xylene	4	V2504361.D	45.13	394865	105.3	1088759	0.846	-0.11
V072225B_CC185154_Cryo	o-Xylene	5	V2504362.D	112.82	1153542	105.3	1099927	0.979	0.024
V072225B_CC185154_Cryo	o-Xylene	6	V2504363.D	225.63	2138827	105.3	1092118	0.914	-0.044
V072225B_CC185154_Cryo	o-Xylene	7	V2504364.D	676.90	6063696	105.3	1107115	0.852	-0.11
						Avg:	1100146	0.956	
						%RSD:	1.2%	10.3%	

Calibration Curves

Method	Compound	Level	Cal File	Amount (ng)	Area	ISTD Amt (ng)	ISTD Area	RRF	Dev
V072225B_CC185154_Cryo	Benzene	ICV	V2504365.D	63.37	711956	90.3	1021415	0.993	7.6%
V072225B_CC185154_Cryo	Toluene	ICV	V2504365.D	75.58	894814	105.3	1105679	1.127	5.5%
V072225B_CC185154_Cryo	Ethylbenzene	ICV	V2504365.D	85.09	1124188	105.3	1105679	1.258	8.5%
V072225B_CC185154_Cryo	m-/p-Xylenes	ICV	V2504365.D	88.57	1007196	105.3	1105679	1.083	12.0%
V072225B_CC185154_Cryo	o-Xylene	ICV	V2504365.D	87.17	955104	105.3	1105679	1.043	9.2%

M325B PDF Report ver.20250630

Sample Custody

ENTHALPY
ANALYTICAL

2025FP303

ENTHALPY ANALYTICAL

EPA Method 325 A/B
Field Test Data Sheet and Chain of Custody Record

Page #1 of #1

☐ Standard Turn Around Time (10 business days)
☐ Rush Turn Around Time
• All TATs Subject to Approval by Enthalpy Analytical, Inc.
• Unless otherwise specified, sample tubes will be conditioned for re-use 3 business days after submission of results

Site Name:	Citgo South Portland	Client Name:	Montrose AIR
Site Address:	102 Mechanic Street	Project Number:	# 031602
City:	South Portland	Project Manager:	Haig Brochu
State	Maine	Email Address:	haigbrochu@Montrose-env.com
Zip:	04106	Telephone #:	207.441.0025

PO#:
Sample Event #
Sorbent:

Location	Sample ID (Tube ID)	Sample, Blank or Duplicate	Start Date	Start Time	Stop Date	Stop Time	Deployed/ Collected by	Ave. Pressure (inHg)	Avg. Ambient Temp. (°F)
1 B	20658	S	7/15/25	920	7/29/25	905	HFB		
2 C	43248	S		930		915			
3 C	37419	S		945		930			
3 C	16282	D		945		930			
3 C	40686	B		945		930			
4 C	17177	S		955		940			
5 C	34153	S		1005		950			
6 C	17110	S		1015		1000			
7 B	42754	S		1025		1010			
8 B	29717	S		1035		1020			
9 B	44225	S		1050		1030			
9 B	16082	D		1050		1030			
9 B	44234	B		1050		1030			
10 C	00823	S		1100		1040			
11 C	40658	S		1110		1050			
12 B	52922	S		1120		1100			
13 C	55304	S		1130		1110			
14 B	15751	S		1140		1120			
15 B	46831	S		1150		1130			
16 B	27785	S		1200		1140			
17 B	20661	S		1210		1150			
18 B	27925	S	7/15/25	1220	7/29/25	1200	HFB		

Relinquished By (printed):	Relinquished By (signature):	Relinquished Date:	Relinquished Time:
Haig Brochu		7/29/2025	1700
Recieved By (printed):	**Recieved By (signature):**	**Receipt Date:**	**Receipt Time:**
Ryn Flood	Ryn Flood	8/4/25	11:45 AM
Sample Condition Upon Receipt:	**Compound List:**	**Custody Seal intact? Y/N:**	**Delivery tracking #**
good		Y	
Ice Temp: / **Blank Temp:**		**Add Custody Seal # below:**	
23.1 Fluke 4		24H1470	

Comments:

This Is The Last Page Of This Report.

ENTHALPY
ANALYTICAL

CITGO – South Portland Terminal

102 Mechanic St.
South Portland, ME 04106

Sampling Event 33 CITGO - South Portland Terminal

Client Project# PROJ-050158
Samples Received: 8/18/2025

Analytical Report
2025FP304

EPA Method 325B Analysis

Report Issue Date: 8/27/2025

I certify that to the best of my knowledge all analytical data presented in this report have been checked for completeness, accuracy, errors and legibility in addition to having been conducted in accordance with approved protocol, and that all deviations and analytical problems are summarized in the appropriate narrative(s). This report shall not be reproduced except in full without approval of the laboratory. This will provide assurance that parts of the report are not taken out of context.

Amendment(s):

Signature:

Matt Cavanaugh
Matthew.Cavanaugh@enthalpy.com / www.enthalpy.com
O: (919) 850-4392
Enthalpy Analytical
800 Capitola Drive Suite 1 Durham, NC 27713

Table of Contents

Case Narrative . . . 3
Results . . . 6
    Summary of Results . . . 7
    Detailed Results . . . 8
QC Data . . . 12
Chromatograms . . . 15
Initial Calibration . . . 85
Sample Custody . . . 88
    Chain of Custody . . . 89

Narrative Summary

Enthalpy Analytical Narrative Summary

Company	Montrose Air Quality Services, LLC - New Jersey
Job No.	2025FP304-1
Client ID.	PROJ-050158 Site: CITGO - South Portland Terminal

1. Custody

The samples were received at Enthalpy Analytical on August 18, 2025 at 25.4 °C, which is above the method recommended 23.0 °C. The samples were received in good condition. Prior to, during, and after analysis, the samples were kept under lock with access only to authorized personnel by Enthalpy Analytical, LLC

Table 1 - Sample Inventory

Sample ID	Tube ID	Sample Type
CGOSP-1-S-20250729	B47148	Sample
CGOSP-2-S-20250729	C34197	Sample
CGOSP-3-S-20250729	C55456	Sample
CGOSP-3-D-20250729	B15550	Duplicate
CGOSP-3-B-20250729	C20439	Blank
CGOSP-4-S-20250729	B11621	Sample
CGOSP-5-S-20250729	C01530	Sample
CGOSP-6-S-20250729	C32749	Sample
CGOSP-7-S-20250729	C55312	Sample
CGOSP-8-S-20250729	C57490	Sample
CGOSP-9-S-20250729	C43311	Sample
CGOSP-9-D-20250729	C59911	Duplicate
CGOSP-9-B-20250729	B19904	Blank
CGOSP-10-S-20250729	B20846	Sample
CGOSP-11-S-20250729	C57703	Sample
CGOSP-12-S-20250729	C38881	Sample
CGOSP-13-S-20250729	C35708	Sample
CGOSP-14-S-20250729	B46898	Sample
CGOSP-15-S-20250729	C37466	Sample
CGOSP-16-S-20250729	B15031	Sample
CGOSP-17-S-20250729	C60224	Sample
CGOSP-18-S-20250729	C43855	Sample

2. Analysis

The samples were analyzed for Benzene, Toluene, Ethylbenzene, m-/p-Xylenes, and o-Xylene using EPA Method 325B – Volatile Organic Compounds from Fugitive and Area Sources by Thermal Desorption and GC/MS. A copy of the acquisition method M325B-TD35 is not included in this report but may be available upon request.

The sample tube media used for this sampling period was CarbopackX. All calibration standards and laboratory QC were prepared using the same media.

Enthalpy Analytical Narrative Summary

Company Job No. Client ID.	Montrose Air Quality Services, LLC - New Jersey 2025FP304-1 PROJ-050158 Site: CITGO - South Portland Terminal

3. Calibration

All BFB tune criteria have been met for this analysis.

The initial calibration (P041125A_CC252679_R1_QT_CC185154) met all 30% RSD criteria. The initial calibration verification met 30% difference criteria. The continuing calibration verifications met 30% difference criteria. The initial and continuing calibration raw data are not included in this report but are available upon request.

5. QC Notes

All quality control criteria required by the method and/or the laboratory SOP have been met unless noted otherwise below.

6. Reporting Notes

All tubes used for this sampling period met the method criteria for number of uses; no tube exceeded 50 field uses.

As specified in EPA Method 325B, the response factor of the daily continuing calibration standard was used to quantitate all field samples and blanks.

All samples were reported as amount in ng catch, and concentration in ug/m³ and ppbv.

The results presented in this report are representative of the samples as provided to the laboratory. These analyses met the requirements of the TNI Standard. Any deviations from the requirements of the reference method or TNI Standard have been stated above.

Enthalpy Analytical, located at 800 Capitola Drive, Suite 1, Durham NC, 27713 is accredited by the Louisiana Department of Environmental Quality (LDEQ) for EPA Method 325B for all analytes included in this report under **Certificate Number 04010**.

Results

Enthalpy Analytical

Company: Montrose Air Quality Services, LLC - New Jersey
Job No.: 2025FP304-1 EPA Method 325B Analysis
Client No.: PROJ-050158 Site: CITGO - South Portland Terminal

Summary

Sample Code	Tube ID	Benzene		Toluene		Ethylbenzene		m-/p-Xylenes		o-Xylene	
		(ug/m³)	Flag	(ug/m³)	Flag	(ug/m³)	Flag	(ug/m³)	Flag	(ug/m³)	Flag
CGOSP-1-S-20250729	B47148	2.91		7.35		1.46		4.93		1.88	
CGOSP-2-S-20250729	C34197	1.83		5.44		2.89		10.3		2.70	
CGOSP-3-S-20250729	C55456	2.15		6.06		1.39		4.48		1.58	
CGOSP-3-D-20250729	B15550	2.35		6.08		1.35		4.49		1.78	
CGOSP-3-B-20250729	C20439	0.186	ND	0.240	ND	0.271	ND	0.271	ND	0.271	ND
CGOSP-4-S-20250729	B11621	3.13		9.03		2.03		6.68		2.59	
CGOSP-5-S-20250729	C01530	3.02		10.5		2.72		8.36		3.23	
CGOSP-6-S-20250729	C32749	3.47		11.3		3.10		9.48		3.58	
CGOSP-7-S-20250729	C55312	3.60		11.4		2.25		7.41		2.85	
CGOSP-8-S-20250729	C57490	4.18		13.7		2.11		7.72		2.89	
CGOSP-9-S-20250729	C43311	3.17		9.74		1.52		5.46		2.00	
CGOSP-9-D-20250729	C59911	3.29		10.3		1.74		5.98		2.27	
CGOSP-9-B-20250729	B19904	0.186	ND	0.240	ND	0.271	ND	0.271	ND	0.271	ND
CGOSP-10-S-20250729	B20846	2.09		6.42		1.25		3.87		1.42	
CGOSP-11-S-20250729	C57703	2.45		7.58		1.34		4.82		1.80	
CGOSP-12-S-20250729	C38881	1.77		5.25		1.13		3.57		1.33	
CGOSP-13-S-20250729	C35708	1.68		5.46		1.52		4.74		1.71	
CGOSP-14-S-20250729	B46898	1.84		6.06		1.50		4.81		1.89	
CGOSP-15-S-20250729	C37466	2.10		6.72		1.63		4.94		1.83	
CGOSP-16-S-20250729	B15031	3.93		8.31		1.41		4.95		1.85	
CGOSP-17-S-20250729	C60224	3.53		8.36		1.51		5.53		1.99	
CGOSP-18-S-20250729	C43855	7.71		13.8		2.15		7.30		2.69	

ND: The analyte was not present above the Method Detection Limit

Enthalpy Analytical

Company: Montrose Air Quality Services, LLC - New Jersey
Job No.: 2025FP304-1 EPA Method 325B Analysis
Client No.: PROJ-050158 Site: CITGO - South Portland Terminal

Benzene

Sample Code	Tube ID	Conc (ug/m³)	Conc (ppbv)	Calc Amt (ng)	Temp (°F)	Uptake Rate (mL/min	Sample Time (min)	LOD (ug/m³)	LOQ (ug/m³)	LOD (ppbv)	LOQ (ppbv)	Flags	Data File	Inj DateTime	CCV RRF	Ret Time (min)	Target Area	ISTD Area	ISTD Amt	ISTD RT	ISTD Change
CGOSP-1-S-20250729	B47148	2.91	0.912	39.1	70.2	0.666	20185	0.186	0.369	0.0583	0.116		P2505280.D	2025-08-19 19:20	0.993	8.403	294266	683521	90.3	8.349	-1.8%
CGOSP-2-S-20250729	C34197	1.83	0.573	24.6	70.2	0.666	20185	0.186	0.369	0.0583	0.116		P2505281.D	2025-08-19 19:57	0.993	8.402	189773	702167	90.3	8.349	0.9%
CGOSP-3-S-20250729	C55456	2.15	0.674	28.9	70.2	0.666	20185	0.186	0.369	0.0583	0.116		P2505282.D	2025-08-19 20:34	0.993	8.402	215201	676501	90.3	8.349	-2.8%
CGOSP-3-D-20250729	B15550	2.35	0.737	31.6	70.2	0.666	20185	0.186	0.369	0.0583	0.116		P2505283.D	2025-08-19 21:12	0.993	8.403	228100	655678	90.3	8.349	-5.8%
CGOSP-3-B-20250729	C20439	0.186	0.0583		70.2	0.666	20185	0.186	0.369	0.0583	0.116	ND	P2505278.D	2025-08-19 18:05	0.993	8.402	7083	699027	90.3	8.343	0.4%
CGOSP-4-S-20250729	B11621	3.13	0.980	42.0	70.2	0.666	20185	0.186	0.369	0.0583	0.116		P2505284.D	2025-08-19 21:49	0.993	8.402	306606	663150	90.3	8.349	-4.7%
CGOSP-5-S-20250729	C01530	3.02	0.947	40.6	70.2	0.666	20185	0.186	0.369	0.0583	0.116		P2505285.D	2025-08-19 22:26	0.993	8.403	302016	675993	90.3	8.349	-2.9%
CGOSP-6-S-20250729	C32749	3.47	1.09	46.6	70.2	0.666	20185	0.186	0.369	0.0583	0.116		P2505286.D	2025-08-19 23:03	0.993	8.402	330901	645737	90.3	8.349	-7.2%
CGOSP-7-S-20250729	C55312	3.60	1.13	48.3	70.2	0.666	20185	0.186	0.369	0.0583	0.116		P2505287.D	2025-08-19 23:41	0.993	8.402	357528	672773	90.3	8.343	-3.4%
CGOSP-8-S-20250729	C57490	4.18	1.31	56.2	70.2	0.666	20185	0.186	0.369	0.0583	0.116		P2505288.D	2025-08-20 00:18	0.993	8.403	398971	645427	90.3	8.349	-7.3%
CGOSP-9-S-20250729	C43311	3.17	0.994	42.6	70.2	0.666	20190	0.186	0.369	0.0583	0.116		P2505289.D	2025-08-20 00:55	0.993	8.403	306907	654376	90.3	8.343	-6.0%
CGOSP-9-D-20250729	C59911	3.29	1.03	44.2	70.2	0.666	20190	0.186	0.369	0.0583	0.116		P2505291.D	2025-08-20 02:10	0.993	8.408	322564	663967	90.3	8.349	-4.6%
CGOSP-9-B-20250729	B19904	0.186	0.0583		70.2	0.666	20190	0.186	0.369	0.0583	0.116	ND	P2505279.D	2025-08-19 18:42	0.993	8.403	8447	687876	90.3	8.349	-1.2%
CGOSP-10-S-20250729	B20846	2.09	0.654	28.1	70.2	0.666	20190	0.186	0.369	0.0583	0.116		P2505292.D	2025-08-20 02:47	0.993	8.397	197782	640872	90.3	8.343	-7.9%
CGOSP-11-S-20250729	C57703	2.45	0.767	32.9	70.2	0.666	20190	0.186	0.369	0.0583	0.116		P2505293.D	2025-08-20 03:25	0.993	8.408	237998	657344	90.3	8.349	-5.6%
CGOSP-12-S-20250729	C38881	1.77	0.555	23.8	70.2	0.666	20190	0.186	0.369	0.0583	0.116		P2505294.D	2025-08-20 04:02	0.993	8.402	174556	666426	90.3	8.355	-4.3%
CGOSP-13-S-20250729	C35708	1.68	0.528	22.6	70.2	0.666	20190	0.186	0.369	0.0583	0.116		P2505295.D	2025-08-20 04:40	0.993	8.402	164498	660533	90.3	8.355	-5.1%
CGOSP-14-S-20250729	B46898	1.84	0.576	24.7	70.2	0.666	20190	0.186	0.369	0.0583	0.116		P2505296.D	2025-08-20 05:17	0.993	8.408	176420	649231	90.3	8.355	-6.7%
CGOSP-15-S-20250729	C37466	2.10	0.657	28.2	70.2	0.666	20190	0.186	0.369	0.0583	0.116		P2505297.D	2025-08-20 05:54	0.993	8.408	201012	648591	90.3	8.355	-6.8%
CGOSP-16-S-20250729	B15031	3.93	1.23	52.8	70.2	0.666	20190	0.186	0.369	0.0583	0.116		P2505298.D	2025-08-20 06:32	0.993	8.408	361769	622964	90.3	8.355	-10.5%
CGOSP-17-S-20250729	C60224	3.53	1.10	47.4	70.2	0.666	20190	0.186	0.369	0.0583	0.116		P2505299.D	2025-08-20 07:09	0.993	8.408	330175	633512	90.3	8.349	-9.0%
CGOSP-18-S-20250729	C43855	7.71	2.42	104	70.2	0.666	20190	0.186	0.369	0.0583	0.116		P2505300.D	2025-08-20 07:46	0.993	8.402	695067	609668	90.3	8.355	-12.4%

Toluene

Sample Code	Tube ID	Conc (ug/m³)	Conc (ppbv)	Calc Amt (ng)	Temp (°F)	Uptake Rate (mL/min	Sample Time (min)	LOD (ug/m³)	LOQ (ug/m³)	LOD (ppbv)	LOQ (ppbv)	Flags	Data File	Inj DateTime	CCV RRF	Ret Time (min)	Target Area	ISTD Area	ISTD Amt	ISTD RT	ISTD Change
CGOSP-1-S-20250729	B47148	7.35	1.95	76.7	70.2	0.517	20185	0.240	0.514	0.0636	0.137		P2505280.D	2025-08-19 19:20	1.038	11.002	624879	826691	105.3	10.913	-2.7%
CGOSP-2-S-20250729	C34197	5.44	1.44	56.8	70.2	0.517	20185	0.240	0.514	0.0637	0.137		P2505281.D	2025-08-19 19:57	1.038	11.002	464390	830279	105.3	10.913	-2.3%
CGOSP-3-S-20250729	C55456	6.06	1.61	63.2	70.2	0.517	20185	0.240	0.514	0.0637	0.137		P2505282.D	2025-08-19 20:34	1.038	11.002	497410	798060	105.3	10.913	-6.1%
CGOSP-3-D-20250729	B15550	6.08	1.61	63.4	70.2	0.517	20185	0.240	0.514	0.0637	0.137		P2505283.D	2025-08-19 21:12	1.038	11.002	491766	787215	105.3	10.913	-7.4%
CGOSP-3-B-20250729	C20439	0.240	0.0637		70.2	0.517	20185	0.240	0.514	0.0637	0.137	ND	P2505278.D	2025-08-19 18:05	1.038	11.002	9448	831377	105.3	10.913	-2.2%
CGOSP-4-S-20250729	B11621	9.03	2.40	94.2	70.2	0.517	20185	0.240	0.514	0.0637	0.137		P2505284.D	2025-08-19 21:49	1.038	11.008	720592	776484	105.3	10.913	-8.6%
CGOSP-5-S-20250729	C01530	10.5	2.78	109	70.2	0.517	20185	0.240	0.514	0.0637	0.137		P2505285.D	2025-08-19 22:26	1.038	11.002	857875	797769	105.3	10.913	-6.1%
CGOSP-6-S-20250729	C32749	11.3	3.01	118	70.2	0.517	20185	0.240	0.514	0.0636	0.137		P2505286.D	2025-08-19 23:03	1.038	11.002	917515	787418	105.3	10.907	-7.3%
CGOSP-7-S-20250729	C55312	11.4	3.02	119	70.2	0.517	20185	0.240	0.514	0.0636	0.137		P2505287.D	2025-08-19 23:41	1.038	11.002	940298	805130	105.3	10.907	-5.2%
CGOSP-8-S-20250729	C57490	13.7	3.63	143	70.2	0.517	20185	0.240	0.514	0.0636	0.137		P2505288.D	2025-08-20 00:18	1.038	11.002	1092967	777803	105.3	10.907	-8.5%
CGOSP-9-S-20250729	C43311	9.74	2.59	102	70.2	0.517	20190	0.240	0.514	0.0636	0.137		P2505289.D	2025-08-20 00:55	1.038	11.002	799664	798950	105.3	10.907	-6.0%
CGOSP-9-D-20250729	C59911	10.3	2.74	108	70.2	0.517	20190	0.240	0.514	0.0636	0.137		P2505291.D	2025-08-20 02:10	1.038	11.002	855309	806370	105.3	10.913	-5.1%
CGOSP-9-B-20250729	B19904	0.240	0.0636		70.2	0.517	20190	0.240	0.514	0.0636	0.137	ND	P2505279.D	2025-08-19 18:42	1.038	11.002	12782	814530	105.3	10.913	-4.1%
CGOSP-10-S-20250729	B20846	6.42	1.71	67.0	70.2	0.517	20190	0.240	0.514	0.0636	0.137		P2505292.D	2025-08-20 02:47	1.038	11.002	487254	737965	105.3	10.907	-13.1%
CGOSP-11-S-20250729	C57703	7.58	2.01	79.0	70.2	0.517	20190	0.240	0.514	0.0636	0.137		P2505293.D	2025-08-20 03:25	1.038	11.008	605169	776838	105.3	10.913	-8.6%

Enthalpy Analytical

Company: Montrose Air Quality Services, LLC - New Jersey
Job No.: 2025FP304-1 EPA Method 325B Analysis
Client No.: PROJ-050158 Site: CITGO - South Portland Terminal

Toluene

Sample Code	Tube ID	Conc (ug/m³)	Conc (ppbv)	Calc Amt (ng)	Temp (°F)	Uptake Rate (mL/min	Sample Time (min)	LOD (ug/m³)	LOQ (ug/m³)	LOD (ppbv)	LOQ (ppbv)	Flags	Data File	Inj DateTime	CCV RRF	Ret Time (min)	Target Area	ISTD Area	ISTD Amt	ISTD RT	ISTD Change
CGOSP-12-S-20250729	C38881	5.25	1.39	54.8	70.2	0.517	20190	0.240	0.514	0.0636	0.137		P2505294.D	2025-08-20 04:02	1.038	11.008	427037	790778	105.3	10.913	-6.9%
CGOSP-13-S-20250729	C35708	5.46	1.45	56.9	70.2	0.517	20190	0.240	0.514	0.0636	0.137		P2505295.D	2025-08-20 04:40	1.038	11.008	452907	807393	105.3	10.913	-5.0%
CGOSP-14-S-20250729	B46898	6.06	1.61	63.2	70.2	0.517	20190	0.240	0.514	0.0636	0.137		P2505296.D	2025-08-20 05:17	1.038	11.008	494165	793590	105.3	10.913	-6.6%
CGOSP-15-S-20250729	C37466	6.72	1.79	70.2	70.2	0.517	20190	0.240	0.514	0.0636	0.137		P2505297.D	2025-08-20 05:54	1.038	11.008	538406	778765	105.3	10.913	-8.3%
CGOSP-16-S-20250729	B15031	8.31	2.21	86.7	70.2	0.517	20190	0.240	0.514	0.0636	0.137		P2505298.D	2025-08-20 06:32	1.038	11.008	643408	753060	105.3	10.913	-11.4%
CGOSP-17-S-20250729	C60224	8.36	2.22	87.2	70.2	0.517	20190	0.240	0.514	0.0636	0.137		P2505299.D	2025-08-20 07:09	1.038	11.008	643727	749370	105.3	10.913	-11.8%
CGOSP-18-S-20250729	C43855	13.8	3.65	144	70.2	0.517	20190	0.240	0.514	0.0636	0.137		P2505300.D	2025-08-20 07:46	1.038	11.008	1078358	762035	105.3	10.913	-10.3%

Ethylbenzene

Sample Code	Tube ID	Conc (ug/m³)	Conc (ppbv)	Calc Amt (ng)	Temp (°F)	Uptake Rate (mL/min	Sample Time (min)	LOD (ug/m³)	LOQ (ug/m³)	LOD (ppbv)	LOQ (ppbv)	Flags	Data File	Inj DateTime	CCV RRF	Ret Time (min)	Target Area	ISTD Area	ISTD Amt	ISTD RT	ISTD Change
CGOSP-1-S-20250729	B47148	1.46	0.337	13.5	70.2	0.457	20185	0.271	0.559	0.0624	0.129		P2505280.D	2025-08-19 19:20	1.071	13.133	113396	826691	105.3	10.913	-2.7%
CGOSP-2-S-20250729	C34197	2.89	0.666	26.7	70.2	0.457	20185	0.271	0.559	0.0624	0.129		P2505281.D	2025-08-19 19:57	1.071	13.133	225097	830279	105.3	10.913	-2.3%
CGOSP-3-S-20250729	C55456	1.39	0.320	12.8	70.2	0.457	20185	0.271	0.559	0.0624	0.129		P2505282.D	2025-08-19 20:34	1.071	13.133	104039	798060	105.3	10.913	-6.1%
CGOSP-3-D-20250729	B15550	1.35	0.311	12.4	70.2	0.457	20185	0.271	0.559	0.0624	0.129		P2505283.D	2025-08-19 21:12	1.071	13.133	99641	787215	105.3	10.913	-7.4%
CGOSP-3-B-20250729	C20439	0.271	0.0624		70.2	0.457	20185	0.271	0.559	0.0624	0.129	ND	P2505278.D	2025-08-19 18:05	1.071	13.127	2147	831377	105.3	10.913	-2.2%
CGOSP-4-S-20250729	B11621	2.03	0.467	18.7	70.2	0.457	20185	0.271	0.559	0.0624	0.129		P2505284.D	2025-08-19 21:49	1.071	13.133	147661	776484	105.3	10.913	-8.6%
CGOSP-5-S-20250729	C01530	2.72	0.626	25.1	70.2	0.457	20185	0.271	0.559	0.0624	0.129		P2505285.D	2025-08-19 22:26	1.071	13.133	203218	797769	105.3	10.913	-6.1%
CGOSP-6-S-20250729	C32749	3.10	0.714	28.6	70.2	0.457	20185	0.271	0.559	0.0624	0.129		P2505286.D	2025-08-19 23:03	1.071	13.133	228773	787418	105.3	10.907	-7.3%
CGOSP-7-S-20250729	C55312	2.25	0.518	20.8	70.2	0.457	20185	0.271	0.559	0.0624	0.129		P2505287.D	2025-08-19 23:41	1.071	13.133	169917	805130	105.3	10.907	-5.2%
CGOSP-8-S-20250729	C57490	2.11	0.487	19.5	70.2	0.457	20185	0.271	0.559	0.0624	0.129		P2505288.D	2025-08-20 00:18	1.071	13.133	154164	777803	105.3	10.907	-8.5%
CGOSP-9-S-20250729	C43311	1.52	0.351	14.1	70.2	0.457	20190	0.271	0.559	0.0624	0.129		P2505289.D	2025-08-20 00:55	1.071	13.133	114308	798950	105.3	10.907	-6.0%
CGOSP-9-D-20250729	C59911	1.74	0.401	16.0	70.2	0.457	20190	0.271	0.559	0.0624	0.129		P2505291.D	2025-08-20 02:10	1.071	13.133	131570	806370	105.3	10.913	-5.1%
CGOSP-9-B-20250729	B19904	0.271	0.0624		70.2	0.457	20190	0.271	0.559	0.0624	0.129	ND	P2505279.D	2025-08-19 18:42	1.071	13.121	2034	814530	105.3	10.913	-4.1%
CGOSP-10-S-20250729	B20846	1.25	0.288	11.5	70.2	0.457	20190	0.271	0.559	0.0624	0.129		P2505292.D	2025-08-20 02:47	1.071	13.133	86583	737965	105.3	10.907	-13.1%
CGOSP-11-S-20250729	C57703	1.34	0.309	12.4	70.2	0.457	20190	0.271	0.559	0.0624	0.129		P2505293.D	2025-08-20 03:25	1.071	13.133	97827	776838	105.3	10.913	-8.6%
CGOSP-12-S-20250729	C38881	1.13	0.260	10.4	70.2	0.457	20190	0.271	0.559	0.0624	0.129		P2505294.D	2025-08-20 04:02	1.071	13.139	83768	790778	105.3	10.913	-6.9%
CGOSP-13-S-20250729	C35708	1.52	0.351	14.1	70.2	0.457	20190	0.271	0.559	0.0624	0.129		P2505295.D	2025-08-20 04:40	1.071	13.139	115424	807393	105.3	10.913	-5.0%
CGOSP-14-S-20250729	B46898	1.50	0.345	13.8	70.2	0.457	20190	0.271	0.559	0.0624	0.129		P2505296.D	2025-08-20 05:17	1.071	13.133	111520	793590	105.3	10.913	-6.6%
CGOSP-15-S-20250729	C37466	1.63	0.375	15.0	70.2	0.457	20190	0.271	0.559	0.0624	0.129		P2505297.D	2025-08-20 05:54	1.071	13.139	118764	778765	105.3	10.913	-8.3%
CGOSP-16-S-20250729	B15031	1.41	0.325	13.0	70.2	0.457	20190	0.271	0.559	0.0624	0.129		P2505298.D	2025-08-20 06:32	1.071	13.133	99640	753060	105.3	10.913	-11.4%
CGOSP-17-S-20250729	C60224	1.51	0.348	14.0	70.2	0.457	20190	0.271	0.559	0.0624	0.129		P2505299.D	2025-08-20 07:09	1.071	13.139	106291	749370	105.3	10.913	-11.8%
CGOSP-18-S-20250729	C43855	2.15	0.496	19.9	70.2	0.457	20190	0.271	0.559	0.0624	0.129		P2505300.D	2025-08-20 07:46	1.071	13.139	153960	762035	105.3	10.913	-10.3%

m-/p-Xylenes

Sample Code	Tube ID	Conc (ug/m³)	Conc (ppbv)	Calc Amt (ng)	Temp (°F)	Uptake Rate (mL/min	Sample Time (min)	LOD (ug/m³)	LOQ (ug/m³)	LOD (ppbv)	LOQ (ppbv)	Flags	Data File	Inj DateTime	CCV RRF	Ret Time (min)	Target Area	ISTD Area	ISTD Amt	ISTD RT	ISTD Change
CGOSP-1-S-20250729	B47148	4.93	1.14	45.5	70.2	0.457	20185	0.271	0.528	0.0624	0.122		P2505280.D	2025-08-19 19:20	0.750	13.311	268012	826691	105.3	10.913	-2.7%
CGOSP-2-S-20250729	C34197	10.3	2.37	94.9	70.2	0.457	20185	0.271	0.528	0.0624	0.122		P2505281.D	2025-08-19 19:57	0.750	13.305	561068	830279	105.3	10.913	-2.3%
CGOSP-3-S-20250729	C55456	4.48	1.03	41.3	70.2	0.457	20185	0.271	0.528	0.0624	0.122		P2505282.D	2025-08-19 20:34	0.750	13.305	234919	798060	105.3	10.913	-6.1%
CGOSP-3-D-20250729	B15550	4.49	1.04	41.5	70.2	0.457	20185	0.271	0.528	0.0624	0.122		P2505283.D	2025-08-19 21:12	0.750	13.305	232427	787215	105.3	10.913	-7.4%

Enthalpy Analytical

Company: Montrose Air Quality Services, LLC - New Jersey
Job No.: 2025FP304-1 EPA Method 325B Analysis
Client No.: PROJ-050158 Site: CITGO - South Portland Terminal

m-/p-Xylenes

Sample Code	Tube ID	Conc (ug/m³)	Conc (ppbv)	Calc Amt (ng)	Temp (°F)	Uptake Rate (mL/min	Sample Time (min)	LOD (ug/m³)	LOQ (ug/m³)	LOD (ppbv)	LOQ (ppbv)	Flags	Data File	Inj DateTime	CCV RRF	Ret Time (min)	Target Area	ISTD Area	ISTD Amt	ISTD RT	ISTD Change
CGOSP-3-B-20250729	C20439	0.271	0.0624		70.2	0.457	20185	0.271	0.528	0.0624	0.122	ND	P2505278.D	2025-08-19 18:05	0.750	13.311	2155	831377	105.3	10.913	-2.2%
CGOSP-4-S-20250729	B11621	6.68	1.54	61.6	70.2	0.457	20185	0.271	0.528	0.0624	0.122		P2505284.D	2025-08-19 21:49	0.750	13.305	340764	776484	105.3	10.913	-8.6%
CGOSP-5-S-20250729	C01530	8.36	1.93	77.1	70.2	0.457	20185	0.271	0.528	0.0624	0.122		P2505285.D	2025-08-19 22:26	0.750	13.305	438141	797769	105.3	10.913	-6.1%
CGOSP-6-S-20250729	C32749	9.48	2.18	87.4	70.2	0.457	20185	0.271	0.528	0.0624	0.122		P2505286.D	2025-08-19 23:03	0.750	13.305	490405	787418	105.3	10.907	-7.3%
CGOSP-7-S-20250729	C55312	7.41	1.71	68.4	70.2	0.457	20185	0.271	0.528	0.0624	0.122		P2505287.D	2025-08-19 23:41	0.750	13.305	392065	805130	105.3	10.907	-5.2%
CGOSP-8-S-20250729	C57490	7.72	1.78	71.2	70.2	0.457	20185	0.271	0.528	0.0624	0.122		P2505288.D	2025-08-20 00:18	0.750	13.305	394449	777803	105.3	10.907	-8.5%
CGOSP-9-S-20250729	C43311	5.46	1.26	50.4	70.2	0.457	20190	0.271	0.528	0.0624	0.122		P2505289.D	2025-08-20 00:55	0.750	13.305	286800	798950	105.3	10.907	-6.0%
CGOSP-9-D-20250729	C59911	5.98	1.38	55.2	70.2	0.457	20190	0.271	0.528	0.0624	0.122		P2505291.D	2025-08-20 02:10	0.750	13.305	317014	806370	105.3	10.913	-5.1%
CGOSP-9-B-20250729	B19904	0.271	0.0624		70.2	0.457	20190	0.271	0.528	0.0624	0.122	ND	P2505279.D	2025-08-19 18:42	0.750	13.329	1492	814530	105.3	10.913	-4.1%
CGOSP-10-S-20250729	B20846	3.87	0.892	35.7	70.2	0.457	20190	0.271	0.528	0.0624	0.122		P2505292.D	2025-08-20 02:47	0.750	13.305	187822	737965	105.3	10.907	-13.1%
CGOSP-11-S-20250729	C57703	4.82	1.11	44.5	70.2	0.457	20190	0.271	0.528	0.0624	0.122		P2505293.D	2025-08-20 03:25	0.750	13.311	246197	776838	105.3	10.913	-8.6%
CGOSP-12-S-20250729	C38881	3.57	0.822	32.9	70.2	0.457	20190	0.271	0.528	0.0624	0.122		P2505294.D	2025-08-20 04:02	0.750	13.311	185388	790778	105.3	10.913	-6.9%
CGOSP-13-S-20250729	C35708	4.74	1.09	43.8	70.2	0.457	20190	0.271	0.528	0.0624	0.122		P2505295.D	2025-08-20 04:40	0.750	13.311	251614	807393	105.3	10.913	-5.0%
CGOSP-14-S-20250729	B46898	4.81	1.11	44.4	70.2	0.457	20190	0.271	0.528	0.0624	0.122		P2505296.D	2025-08-20 05:17	0.750	13.311	251044	793590	105.3	10.913	-6.6%
CGOSP-15-S-20250729	C37466	4.94	1.14	45.6	70.2	0.457	20190	0.271	0.528	0.0624	0.122		P2505297.D	2025-08-20 05:54	0.750	13.311	253029	778765	105.3	10.913	-8.3%
CGOSP-16-S-20250729	B15031	4.95	1.14	45.7	70.2	0.457	20190	0.271	0.528	0.0624	0.122		P2505298.D	2025-08-20 06:32	0.750	13.311	244973	753060	105.3	10.913	-11.4%
CGOSP-17-S-20250729	C60224	5.53	1.27	51.1	70.2	0.457	20190	0.271	0.528	0.0624	0.122		P2505299.D	2025-08-20 07:09	0.750	13.311	272469	749370	105.3	10.913	-11.8%
CGOSP-18-S-20250729	C43855	7.30	1.68	67.4	70.2	0.457	20190	0.271	0.528	0.0624	0.122		P2505300.D	2025-08-20 07:46	0.750	13.311	365870	762035	105.3	10.913	-10.3%

o-Xylene

Sample Code	Tube ID	Conc (ug/m³)	Conc (ppbv)	Calc Amt (ng)	Temp (°F)	Uptake Rate (mL/min	Sample Time (min)	LOD (ug/m³)	LOQ (ug/m³)	LOD (ppbv)	LOQ (ppbv)	Flags	Data File	Inj DateTime	CCV RRF	Ret Time (min)	Target Area	ISTD Area	ISTD Amt	ISTD RT	ISTD Change
CGOSP-1-S-20250729	B47148	1.88	0.433	17.3	70.2	0.457	20185	0.271	0.551	0.0624	0.127		P2505280.D	2025-08-19 19:20	0.739	13.798	100541	826691	105.3	10.913	-2.7%
CGOSP-2-S-20250729	C34197	2.70	0.623	24.9	70.2	0.457	20185	0.271	0.551	0.0624	0.127		P2505281.D	2025-08-19 19:57	0.739	13.798	145438	830279	105.3	10.913	-2.3%
CGOSP-3-S-20250729	C55456	1.58	0.365	14.6	70.2	0.457	20185	0.271	0.551	0.0624	0.127		P2505282.D	2025-08-19 20:34	0.739	13.798	81803	798060	105.3	10.913	-6.1%
CGOSP-3-D-20250729	B15550	1.78	0.410	16.4	70.2	0.457	20185	0.271	0.551	0.0624	0.127		P2505283.D	2025-08-19 21:12	0.739	13.798	90652	787215	105.3	10.913	-7.4%
CGOSP-3-B-20250729	C20439	0.271	0.0624		70.2	0.457	20185	0.271	0.551	0.0624	0.127	ND	P2505278.D	2025-08-19 18:05	0.739	13.804	568	831377	105.3	10.913	-2.2%
CGOSP-4-S-20250729	B11621	2.59	0.597	23.9	70.2	0.457	20185	0.271	0.551	0.0624	0.127		P2505284.D	2025-08-19 21:49	0.739	13.797	130362	776484	105.3	10.913	-8.6%
CGOSP-5-S-20250729	C01530	3.23	0.745	29.8	70.2	0.457	20185	0.271	0.551	0.0624	0.127		P2505285.D	2025-08-19 22:26	0.739	13.798	167181	797769	105.3	10.913	-6.1%
CGOSP-6-S-20250729	C32749	3.58	0.825	33.0	70.2	0.457	20185	0.271	0.551	0.0624	0.127		P2505286.D	2025-08-19 23:03	0.739	13.798	182536	787418	105.3	10.907	-7.3%
CGOSP-7-S-20250729	C55312	2.85	0.657	26.3	70.2	0.457	20185	0.271	0.551	0.0624	0.127		P2505287.D	2025-08-19 23:41	0.739	13.797	148665	805130	105.3	10.907	-5.2%
CGOSP-8-S-20250729	C57490	2.89	0.665	26.6	70.2	0.457	20185	0.271	0.551	0.0624	0.127		P2505288.D	2025-08-20 00:18	0.739	13.798	145479	777803	105.3	10.907	-8.5%
CGOSP-9-S-20250729	C43311	2.00	0.461	18.5	70.2	0.457	20190	0.271	0.551	0.0624	0.127		P2505289.D	2025-08-20 00:55	0.739	13.798	103677	798950	105.3	10.907	-6.0%
CGOSP-9-D-20250729	C59911	2.27	0.522	20.9	70.2	0.457	20190	0.271	0.551	0.0624	0.127		P2505291.D	2025-08-20 02:10	0.739	13.798	118472	806370	105.3	10.913	-5.1%
CGOSP-9-B-20250729	B19904	0.271	0.0624		70.2	0.457	20190	0.271	0.551	0.0624	0.127	ND	P2505279.D	2025-08-19 18:42	0.739	13.792	281	814530	105.3	10.913	-4.1%
CGOSP-10-S-20250729	B20846	1.42	0.327	13.1	70.2	0.457	20190	0.271	0.551	0.0624	0.127		P2505292.D	2025-08-20 02:47	0.739	13.798	67852	737965	105.3	10.907	-13.1%
CGOSP-11-S-20250729	C57703	1.80	0.414	16.6	70.2	0.457	20190	0.271	0.551	0.0624	0.127		P2505293.D	2025-08-20 03:25	0.739	13.798	90464	776838	105.3	10.913	-8.6%
CGOSP-12-S-20250729	C38881	1.33	0.307	12.3	70.2	0.457	20190	0.271	0.551	0.0624	0.127		P2505294.D	2025-08-20 04:02	0.739	13.798	68296	790778	105.3	10.913	-6.9%
CGOSP-13-S-20250729	C35708	1.71	0.394	15.8	70.2	0.457	20190	0.271	0.551	0.0624	0.127		P2505295.D	2025-08-20 04:40	0.739	13.798	89476	807393	105.3	10.913	-5.0%
CGOSP-14-S-20250729	B46898	1.89	0.436	17.5	70.2	0.457	20190	0.271	0.551	0.0624	0.127		P2505296.D	2025-08-20 05:17	0.739	13.798	97358	793590	105.3	10.913	-6.6%
CGOSP-15-S-20250729	C37466	1.83	0.422	16.9	70.2	0.457	20190	0.271	0.551	0.0624	0.127		P2505297.D	2025-08-20 05:54	0.739	13.798	92504	778765	105.3	10.913	-8.3%

Enthalpy Analytical

Company: Montrose Air Quality Services, LLC - New Jersey

Job No.: 2025FP304-1 EPA Method 325B Analysis

Client No.: PROJ-050158 Site: CITGO - South Portland Terminal

o-Xylene

Sample Code	Tube ID	Conc (ug/m³)	Conc (ppbv)	Calc Amt (ng)	Temp (°F)	Uptake Rate (mL/min	Sample Time (min)	LOD (ug/m³)	LOQ (ug/m³)	LOD (ppbv)	LOQ (ppbv)	Flags	Data File	Inj DateTime	CCV RRF	Ret Time (min)	Target Area	ISTD Area	ISTD Amt	ISTD RT	ISTD Change
CGOSP-16-S-20250729	B15031	1.85	0.427	17.1	70.2	0.457	20190	0.271	0.551	0.0624	0.127		P2505298.D	2025-08-20 06:32	0.739	13.804	90443	753060	105.3	10.913	-11.4%
CGOSP-17-S-20250729	C60224	1.99	0.458	18.4	70.2	0.457	20190	0.271	0.551	0.0624	0.127		P2505299.D	2025-08-20 07:09	0.739	13.804	96580	749370	105.3	10.913	-11.8%
CGOSP-18-S-20250729	C43855	2.69	0.619	24.8	70.2	0.457	20190	0.271	0.551	0.0624	0.127		P2505300.D	2025-08-20 07:46	0.739	13.798	132748	762035	105.3	10.913	-10.3%

ND: The analyte was not present above the Method Detection Limit

QC Data

Enthalpy Analytical

Company: Montrose Air Quality Services, LLC - New Jersey
Job No.: 2025FP304-1 EPA Method 325B Analysis
Client No.: PROJ-050158 Site: CITGO - South Portland Terminal

QC Samples

Field Sample Type	Sample Code	Benzene		Toluene		Ethylbenzene		m-/p-Xylenes		o-Xylene	
Blanks (ug/m³)	CGOSP-3-B-20250729	ND	Pass	ND	Pass	ND	Pass	ND	Pass	ND	Pass
	CGOSP-9-B-20250729	ND	Pass	ND	Pass	ND	Pass	ND	Pass	ND	Pass
Duplicates (difference)	CGOSP-3-D-20250729	8.9%	Pass	0.23%	Pass	3.0%	Pass	0.30%	Pass	12%	Pass
	CGOSP-9-D-20250729	3.5%	Pass	5.8%	Pass	13%	Pass	9.1%	Pass	12%	Pass

Enthalpy Analytical

Company: Montrose Air Quality Services, LLC - New Jersey
Job No.: 2025FP304-1 EPA Method 325B Analysis
Client No.: PROJ-050158 Site: CITGO - South Portland Terminal

Benzene Calibration and Blanks

Sample Code	Data File	Tube ID	Type	RRF	ICAL RRF	Last CCV RRF	RRF Change	ISTD Change vs ICal	ISTD Change vs Concal	Pass/ Fail	Flags
M325B CCV 5	P2505276.D	C69632	Cal	0.993	0.896	0.993	11%	-9.7%		Pass	
2025FP304 Method Blank-1	P2505277.D	B44194	Blank		0.896	0.993			5.7%	Pass	ND
M325B CCV 5	P2505290.D	C69743	Check	1.004	0.896	0.993	12%		-3.5%	Pass	
M325B CCV 5	P2505301.D	C43656	Check	0.992	0.896	0.993	11%		-14%	Pass	

Toluene Calibration and Blanks

Sample Code	Data File	Tube ID	Type	RRF	ICAL RRF	Last CCV RRF	RRF Change	ISTD Change vs ICal	ISTD Change vs Concal	Pass/ Fail	Flags
M325B CCV 5	P2505276.D	C69632	Cal	1.038	0.887	1.038	17%	-11%		Pass	
2025FP304 Method Blank-1	P2505277.D	B44194	Blank		0.887	1.038			2.3%	Pass	ND
M325B CCV 5	P2505290.D	C69743	Check	1.065	0.887	1.038	20%		-3.1%	Pass	
M325B CCV 5	P2505301.D	C43656	Check	1.054	0.887	1.038	19%		-14%	Pass	

Ethylbenzene Calibration and Blanks

Sample Code	Data File	Tube ID	Type	RRF	ICAL RRF	Last CCV RRF	RRF Change	ISTD Change vs ICal	ISTD Change vs Concal	Pass/ Fail	Flags
M325B CCV 5	P2505276.D	C69632	Cal	1.071	1.034	1.071	3.6%	-11%		Pass	
2025FP304 Method Blank-1	P2505277.D	B44194	Blank		1.034	1.071			2.3%	Pass	ND
M325B CCV 5	P2505290.D	C69743	Check	1.116	1.034	1.071	8.0%		-3.1%	Pass	
M325B CCV 5	P2505301.D	C43656	Check	1.061	1.034	1.071	2.7%		-14%	Pass	

m-/p-Xylenes Calibration and Blanks

Sample Code	Data File	Tube ID	Type	RRF	ICAL RRF	Last CCV RRF	RRF Change	ISTD Change vs ICal	ISTD Change vs Concal	Pass/ Fail	Flags
M325B CCV 5	P2505276.D	C69632	Cal	0.750	0.792	0.750	-5.3%	-11%		Pass	
2025FP304 Method Blank-1	P2505277.D	B44194	Blank		0.792	0.750			2.3%	Pass	ND
M325B CCV 5	P2505290.D	C69743	Check	0.787	0.792	0.750	-0.62%		-3.1%	Pass	
M325B CCV 5	P2505301.D	C43656	Check	0.770	0.792	0.750	-2.7%		-14%	Pass	

o-Xylene Calibration and Blanks

Sample Code	Data File	Tube ID	Type	RRF	ICAL RRF	Last CCV RRF	RRF Change	ISTD Change vs ICal	ISTD Change vs Concal	Pass/ Fail	Flags
M325B CCV 5	P2505276.D	C69632	Cal	0.739	0.833	0.739	-11%	-11%		Pass	
2025FP304 Method Blank-1	P2505277.D	B44194	Blank		0.833	0.739			2.3%	Pass	ND
M325B CCV 5	P2505290.D	C69743	Check	0.753	0.833	0.739	-9.6%		-3.1%	Pass	
M325B CCV 5	P2505301.D	C43656	Check	0.733	0.833	0.739	-12%		-14%	Pass	

Chromatograms

Name	2025FP304 Method Blank-1
Comment	B44194
Data File	P2505277.D
Acq. Date-Time	8/19/2025 5:28:14 PM
Acq. Method File	M325B-TD35
Tube Sorbent	Carbopack X
Analyze Quant Version	12.1
Report Quant Version	12.1

Sample Chromatogram

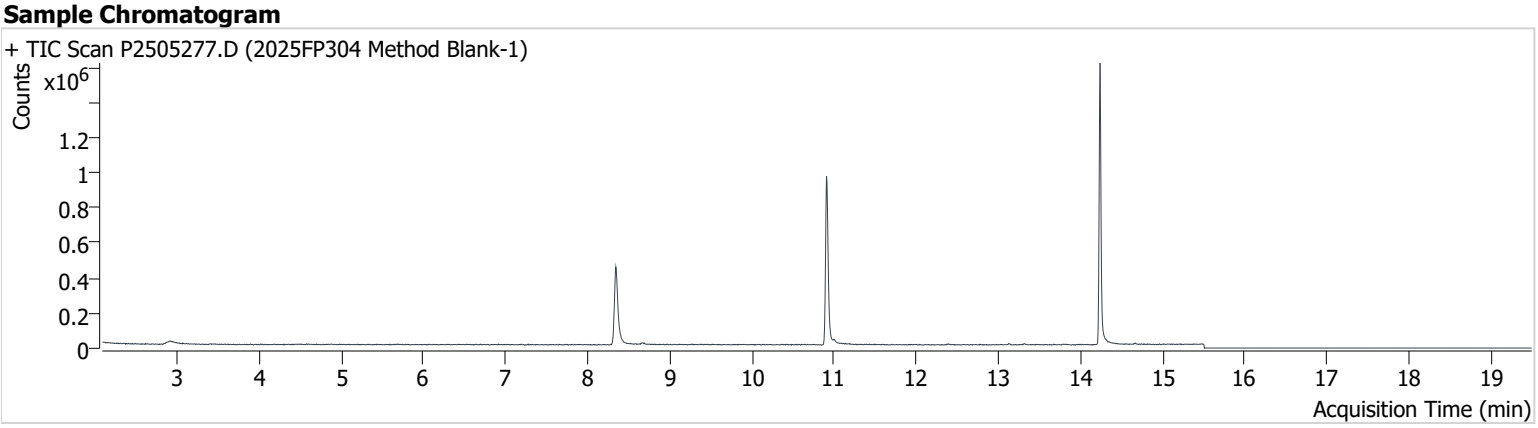

Name	ISTD	RT	ICAL RT	Resp.	Int. Flag
benzene-d6 (IS)		8.343	8.367	736,167	
Benzene	benzene-d6 (IS)	8.391	8.426	19,793	
Toluene-d8 (IS)		10.907	10.931	869,117	
Toluene	Toluene-d8 (IS)	11.002	11.020	13,434	
Ethylbenzene	Toluene-d8 (IS)	13.139	13.151	4,315	
m-/p-Xylenes	Toluene-d8 (IS)	13.305	13.341	4,392	
o-Xylene	Toluene-d8 (IS)	13.810	13.809	1,708	

benzene-d6 (IS)

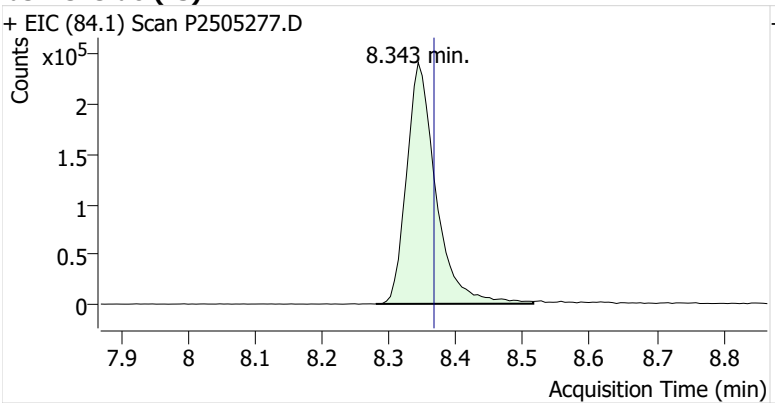

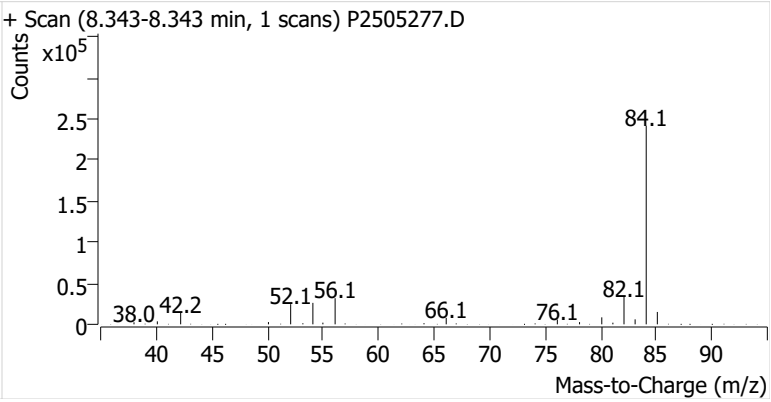

Benzene

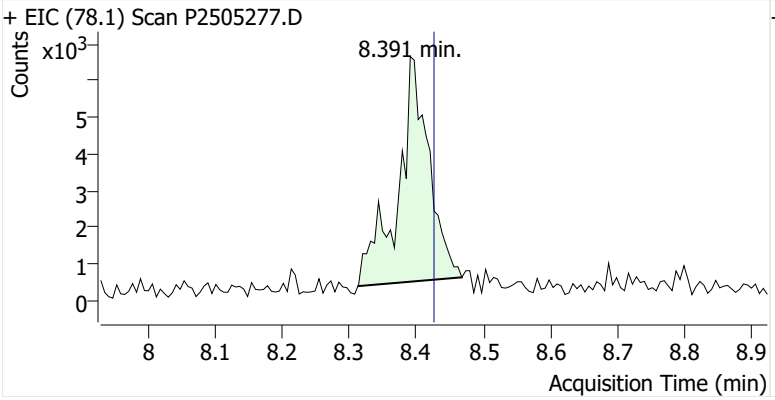

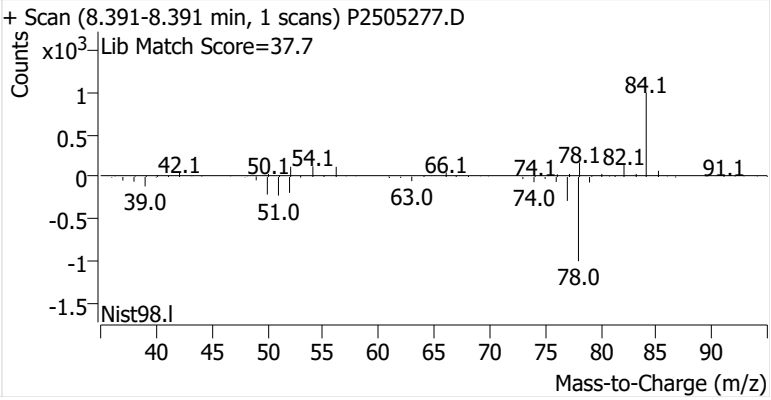

Toluene-d8 (IS)

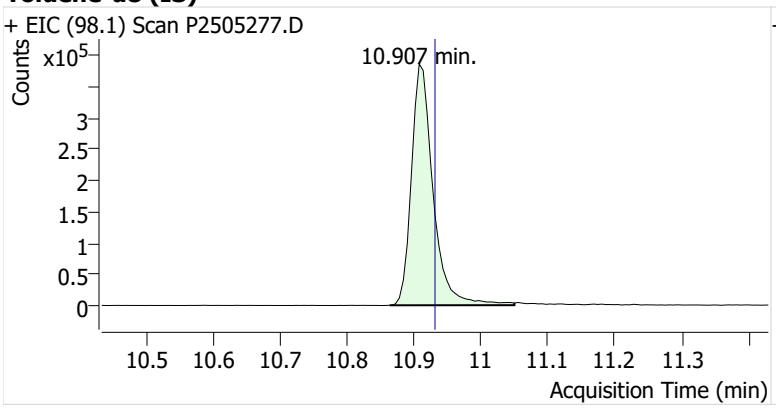

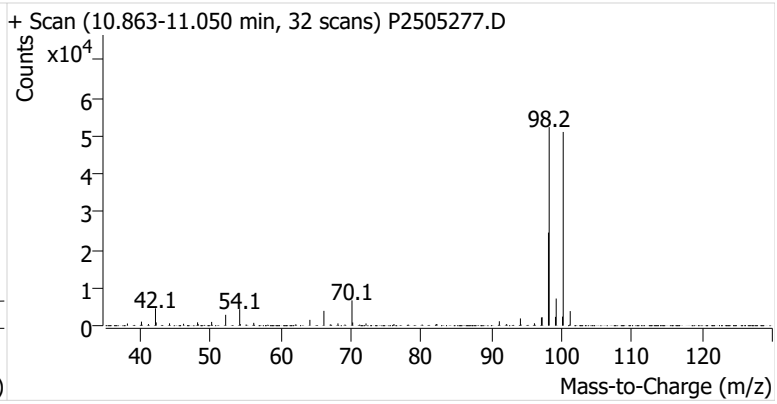

Toluene

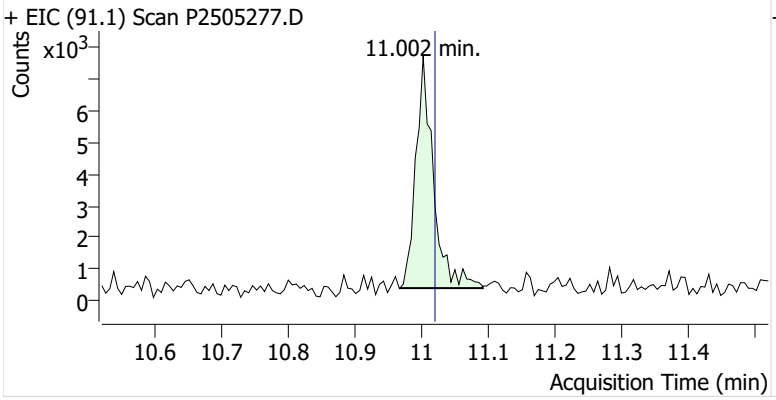

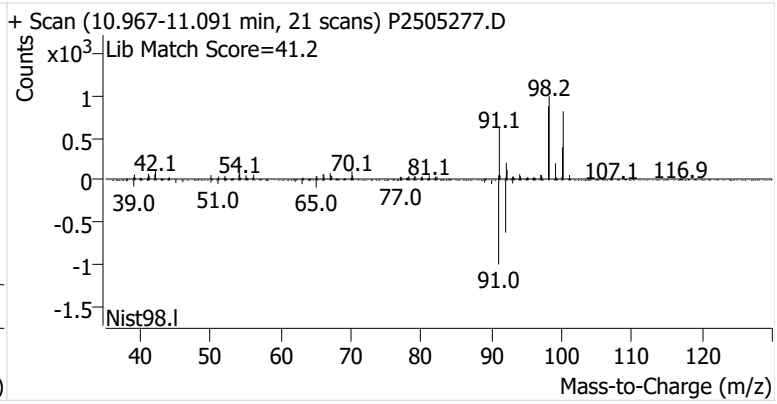

Ethylbenzene

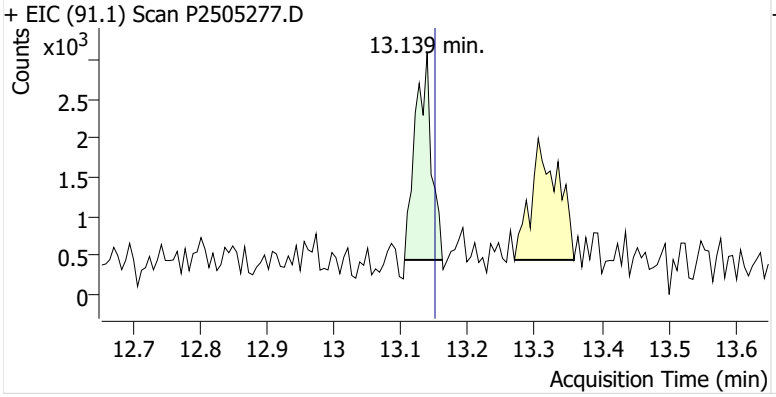

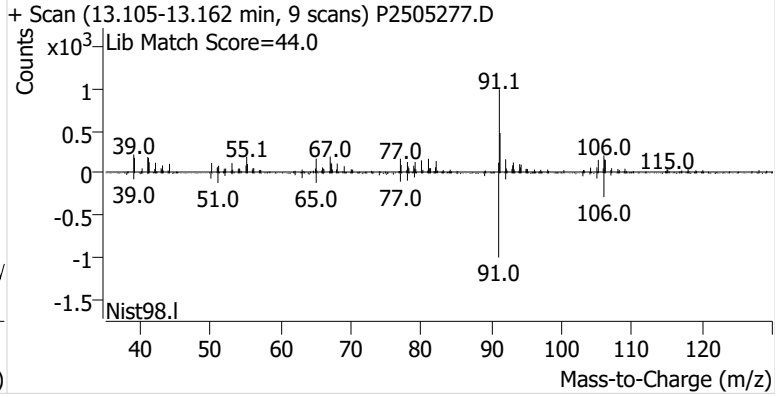

m-/p-Xylenes

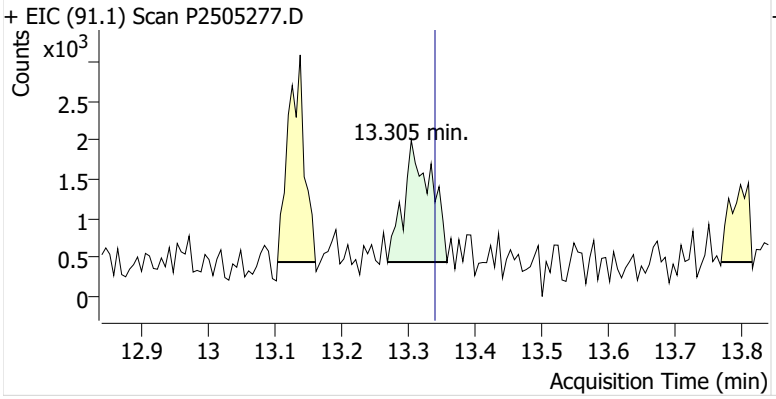

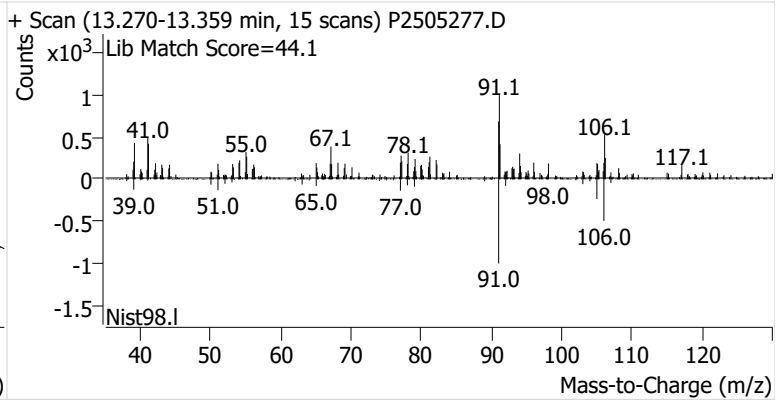

o-Xylene

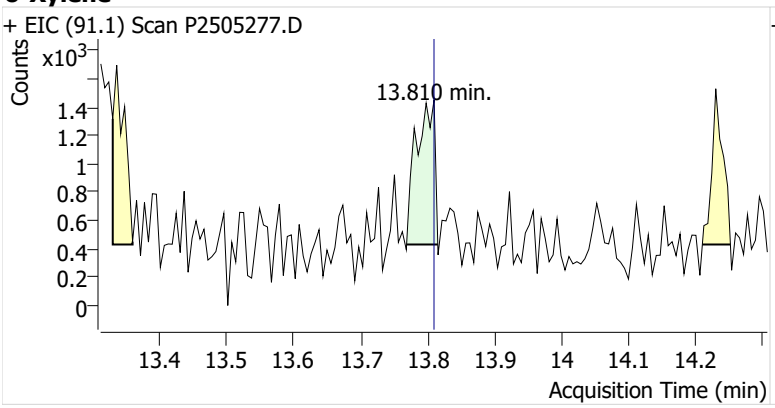
+ EIC (91.1) Scan P2505277.D
Counts
x10^3
13.810 min.
Acquisition Time (min)

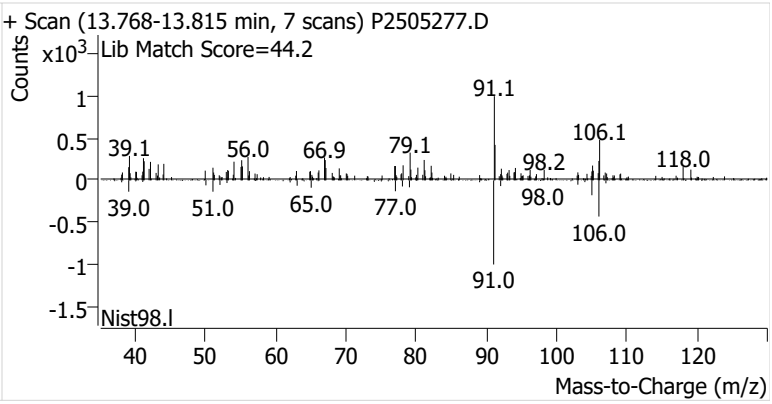
+ Scan (13.768-13.815 min, 7 scans) P2505277.D
Counts
x10^3
Lib Match Score=44.2
91.1
106.1
39.1
56.0
66.9
79.1
98.2
118.0
39.0
51.0
65.0
77.0
98.0
106.0
91.0
Nist98.l
Mass-to-Charge (m/z)

Name	CGOSP-3-B-20250729
Comment	C20439
Data File	P2505278.D
Acq. Date-Time	8/19/2025 6:05:33 PM
Acq. Method File	M325B-TD35
Tube Sorbent	Carbopack X
Analyze Quant Version	12.1
Report Quant Version	12.1

Sample Chromatogram

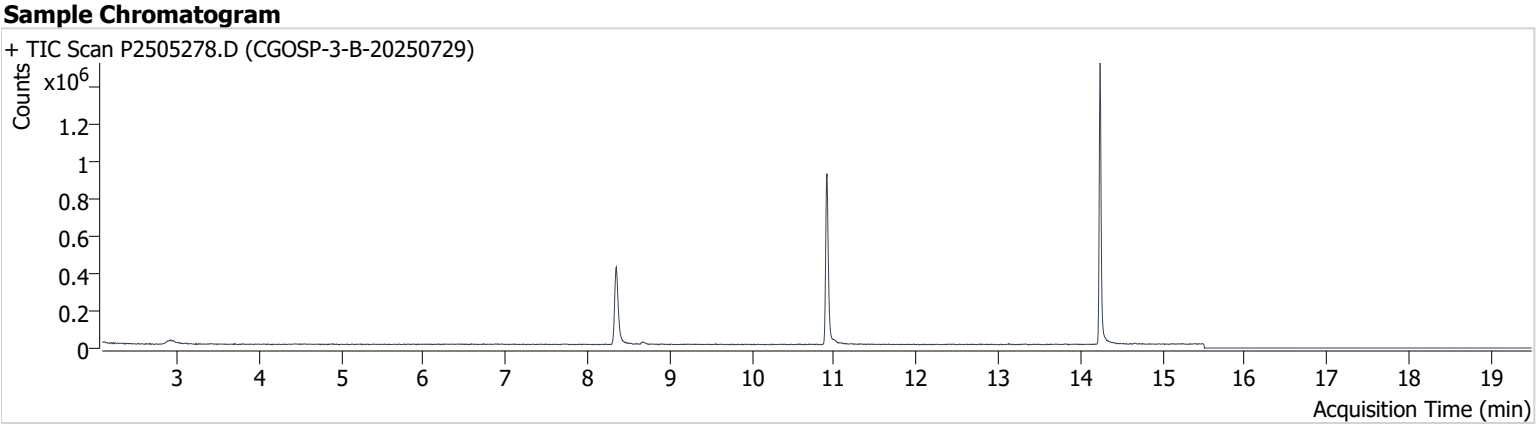

Name	ISTD	RT	ICAL RT	Resp.	Int. Flag
benzene-d6 (IS)		8.343	8.367	699,027	
Benzene	benzene-d6 (IS)	8.402	8.426	7,083	
Toluene-d8 (IS)		10.913	10.931	831,377	
Toluene	Toluene-d8 (IS)	11.002	11.020	9,448	
Ethylbenzene	Toluene-d8 (IS)	13.127	13.151	2,147	
m-/p-Xylenes	Toluene-d8 (IS)	13.311	13.341	2,155	
o-Xylene	Toluene-d8 (IS)	13.804	13.809	568	

benzene-d6 (IS)

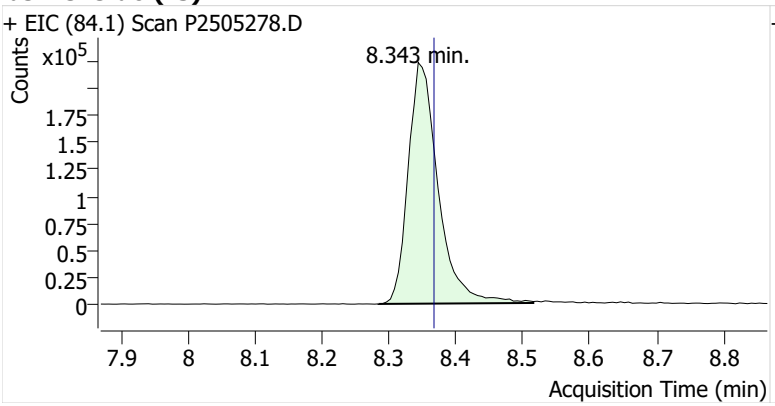

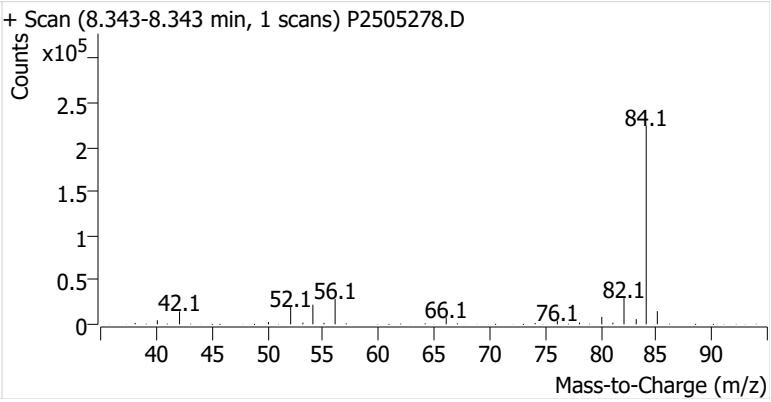

Benzene

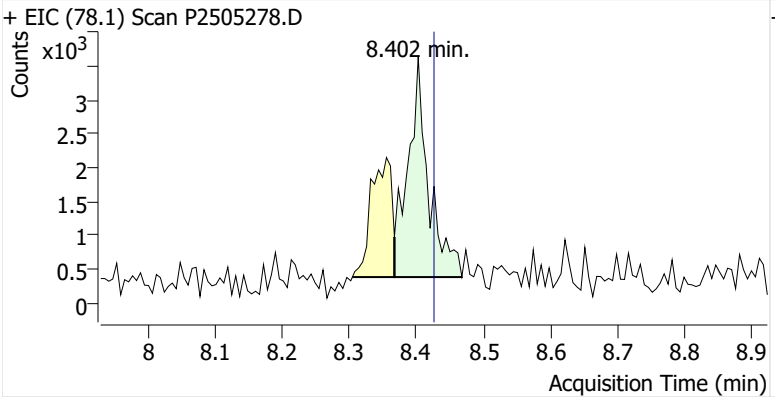

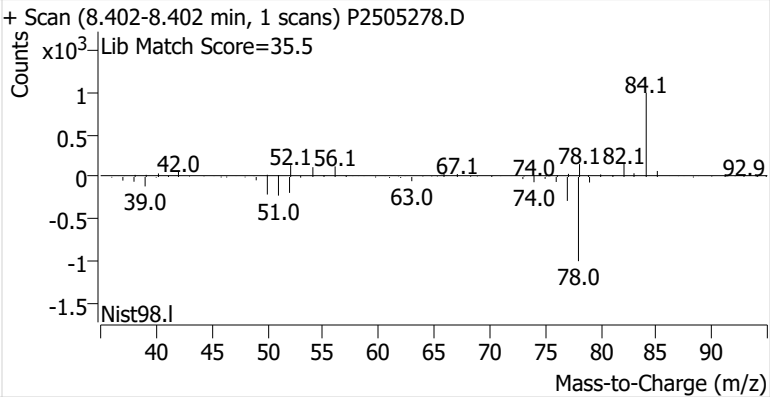

Toluene-d8 (IS)

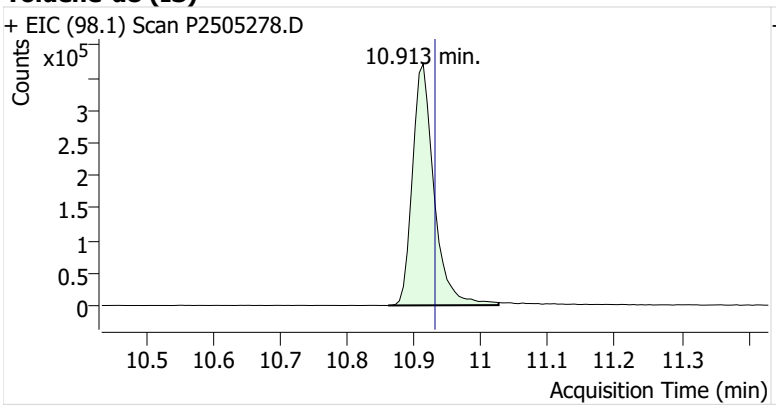

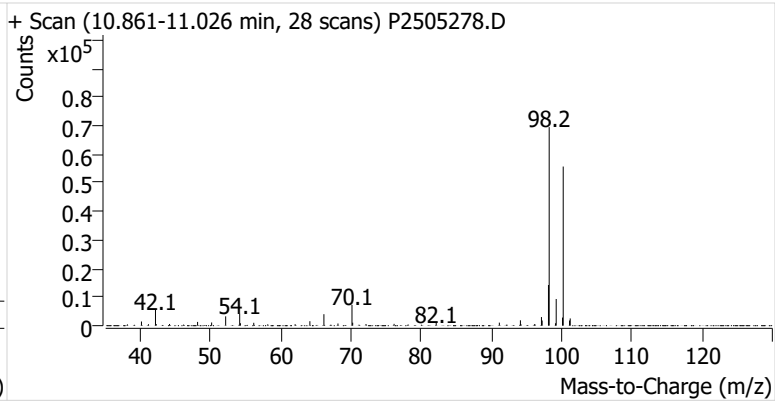

Toluene

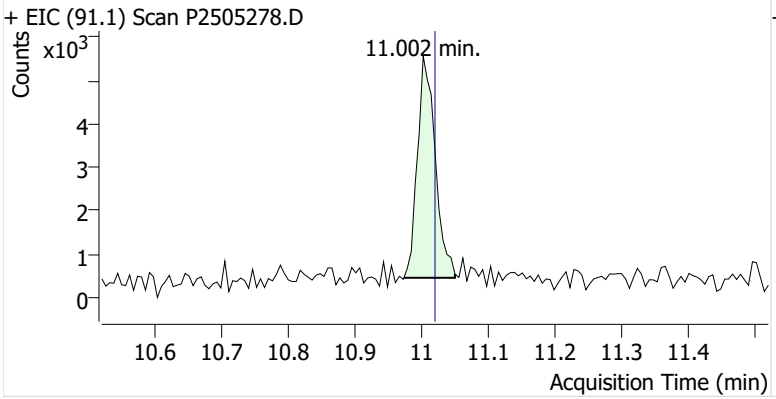

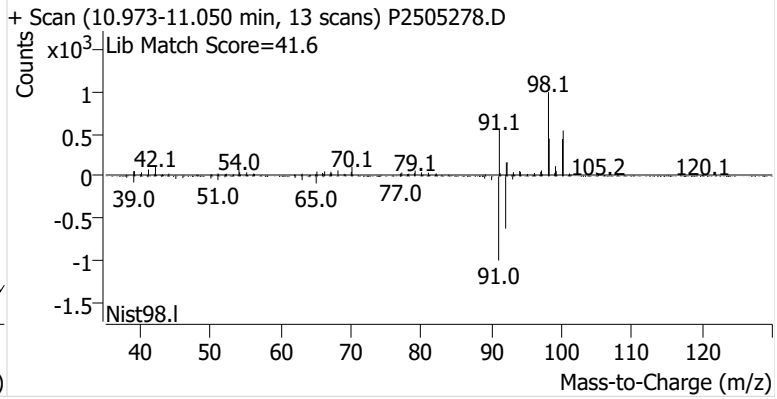

Ethylbenzene

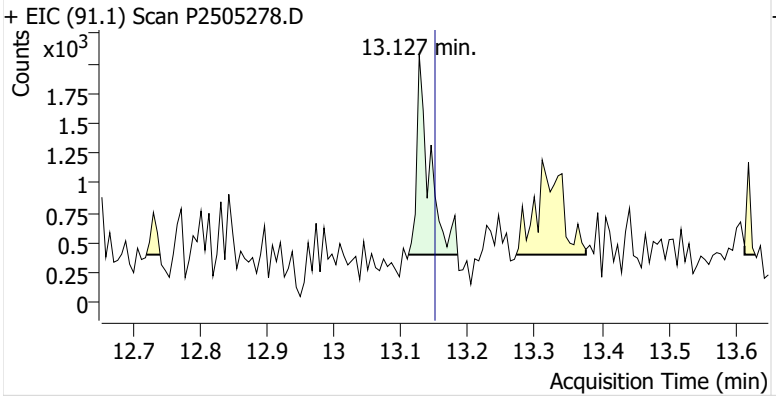

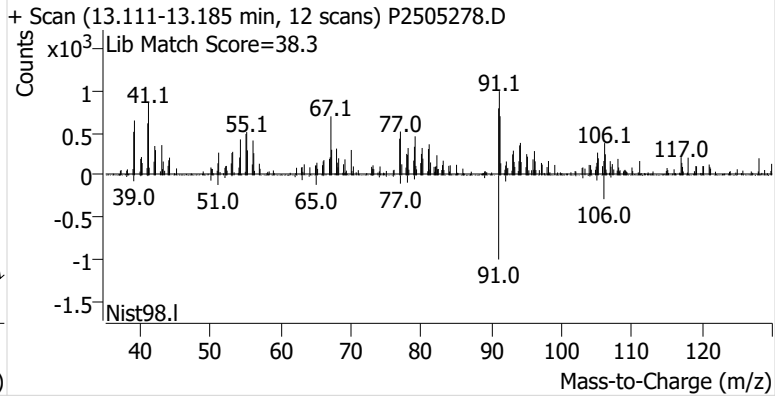

m-/p-Xylenes

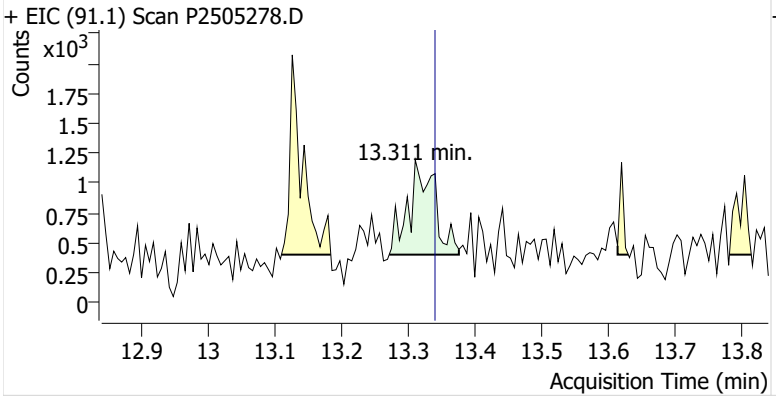

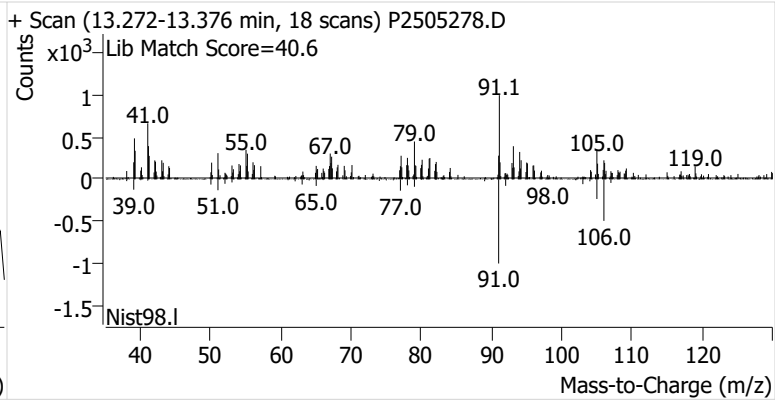

o-Xylene

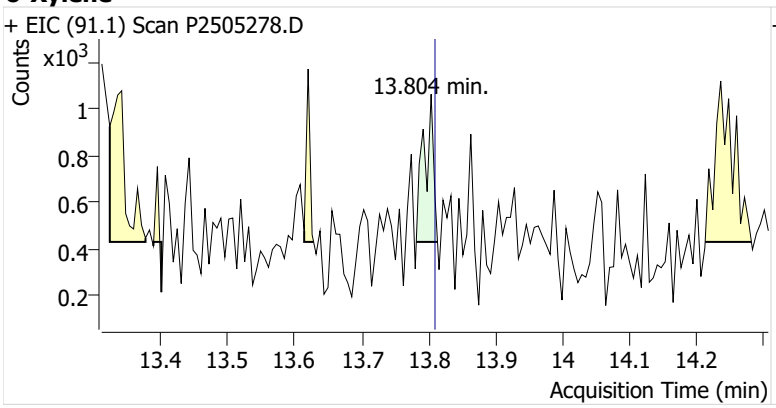
+ EIC (91.1) Scan P2505278.D
Counts
x10^3
13.804 min.
Acquisition Time (min)

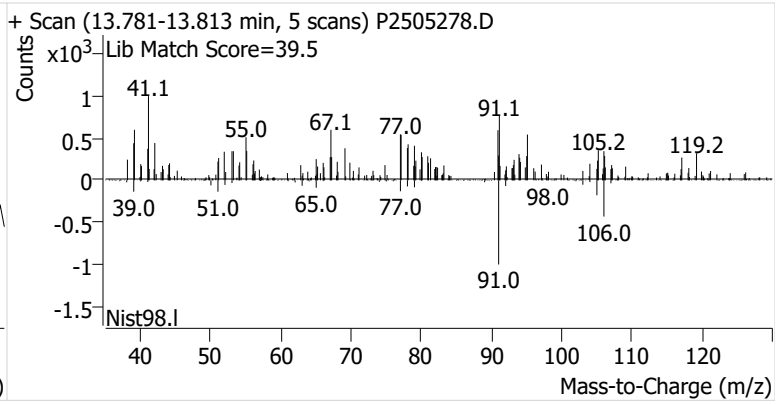
+ Scan (13.781-13.813 min, 5 scans) P2505278.D
Counts
x10^3
Lib Match Score=39.5
41.1
55.0
67.1
77.0
91.1
105.2
119.2
39.0
51.0
65.0
77.0
98.0
106.0
91.0
Nist98.l
Mass-to-Charge (m/z)

Name	CGOSP-9-B-20250729
Comment	B19904
Data File	P2505279.D
Acq. Date-Time	8/19/2025 6:42:50 PM
Acq. Method File	M325B-TD35
Tube Sorbent	Carbopack X
Analyze Quant Version	12.1
Report Quant Version	12.1

Sample Chromatogram

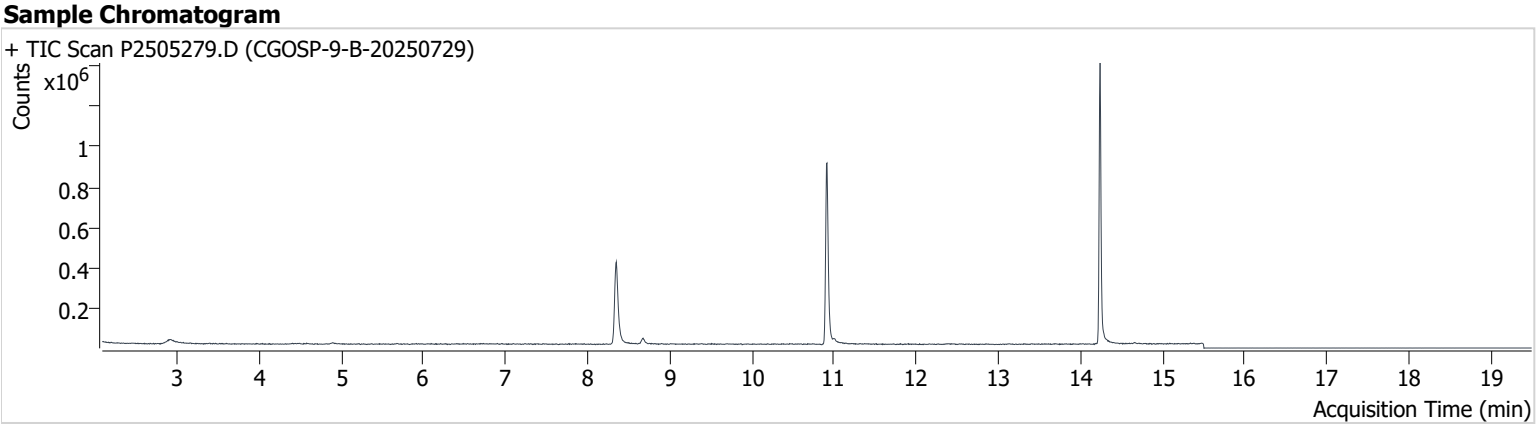

Name	ISTD	RT	ICAL RT	Resp.	Int. Flag
benzene-d6 (IS)		8.349	8.367	687,876	
Benzene	benzene-d6 (IS)	8.403	8.426	8,447	
Toluene-d8 (IS)		10.913	10.931	814,530	
Toluene	Toluene-d8 (IS)	11.002	11.020	12,782	
Ethylbenzene	Toluene-d8 (IS)	13.121	13.151	2,034	
m-/p-Xylenes	Toluene-d8 (IS)	13.329	13.341	1,492	
o-Xylene	Toluene-d8 (IS)	13.792	13.809	281	

benzene-d6 (IS)

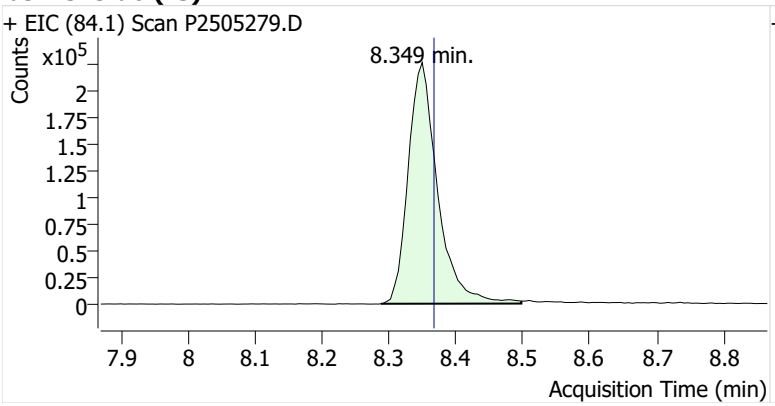

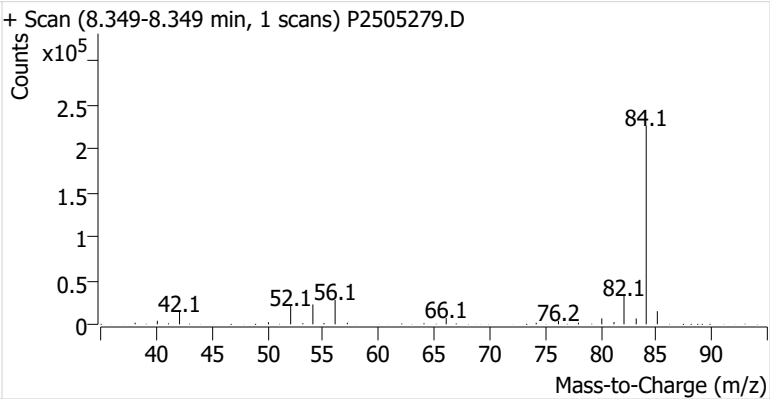

Benzene

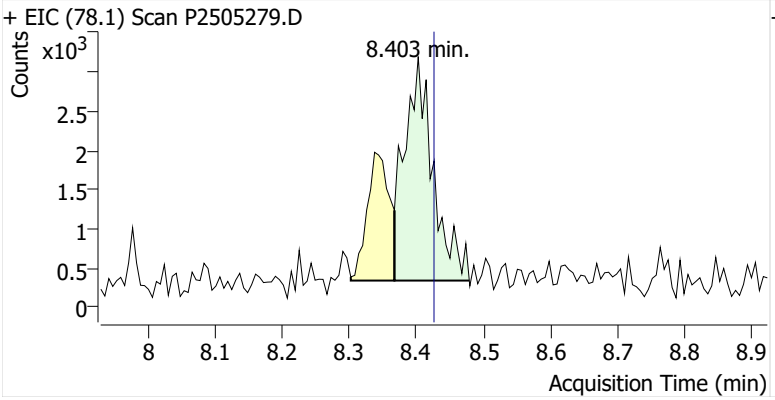

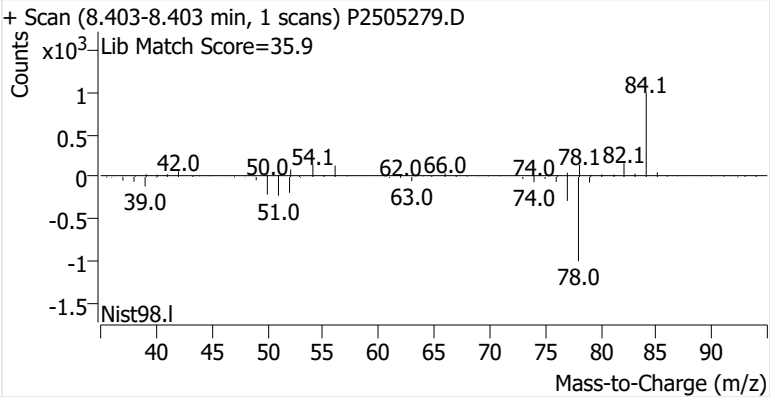

Toluene-d8 (IS)

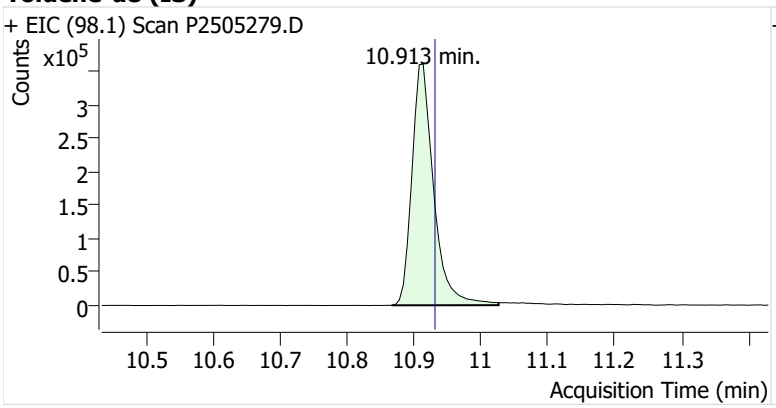

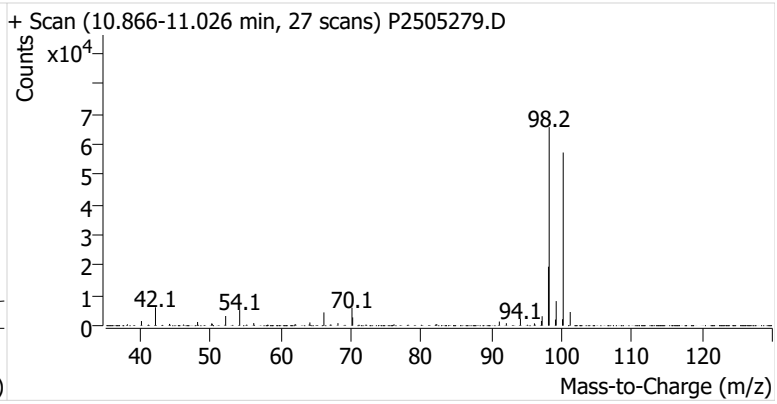

Toluene

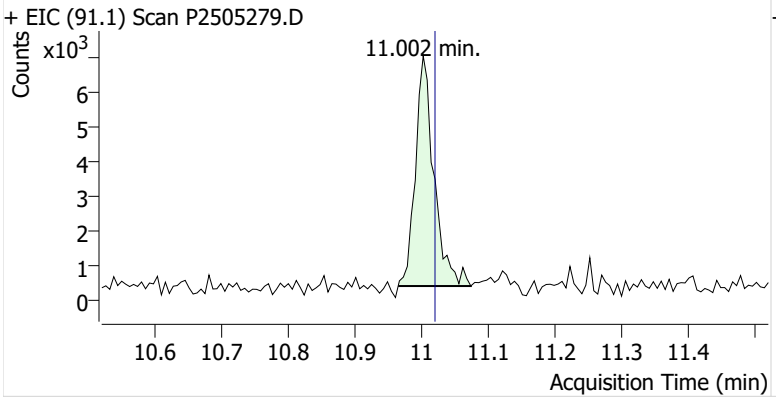

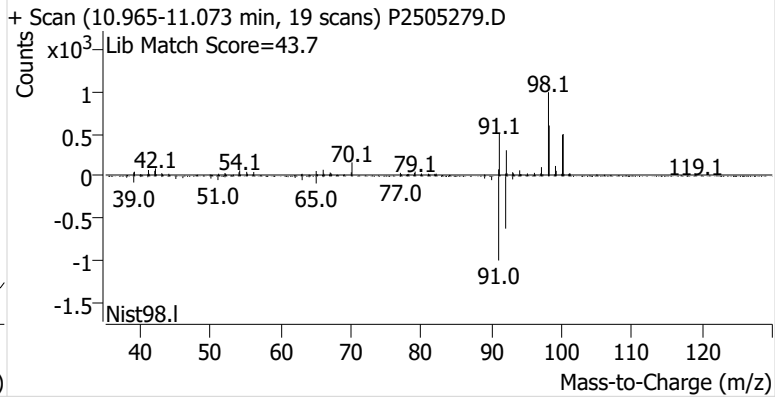

Ethylbenzene

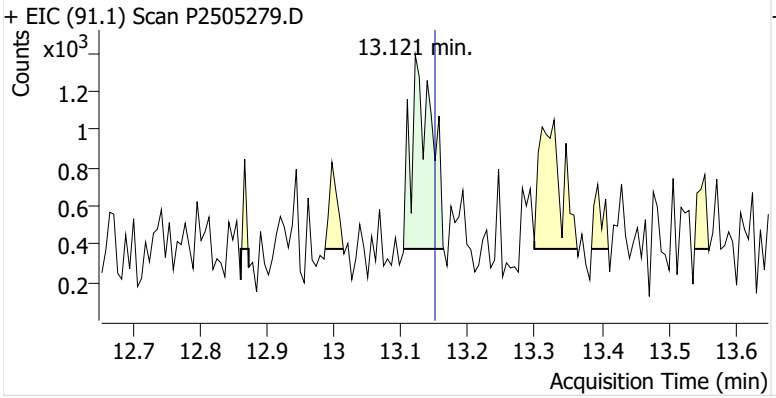

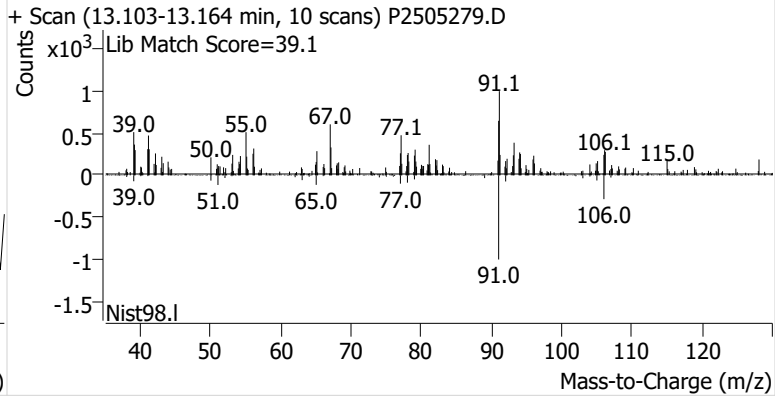

m-/p-Xylenes

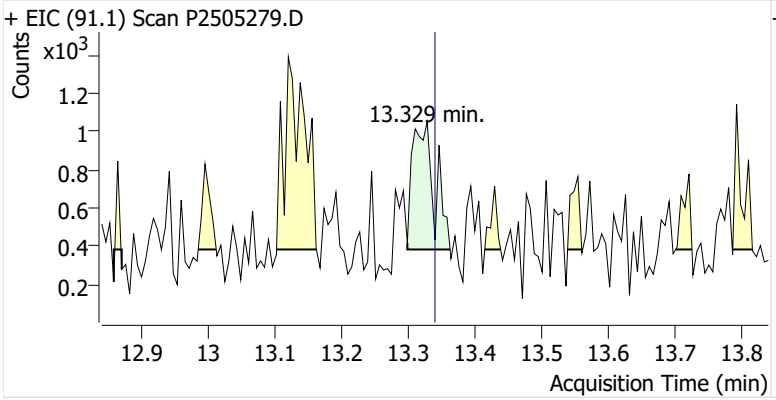

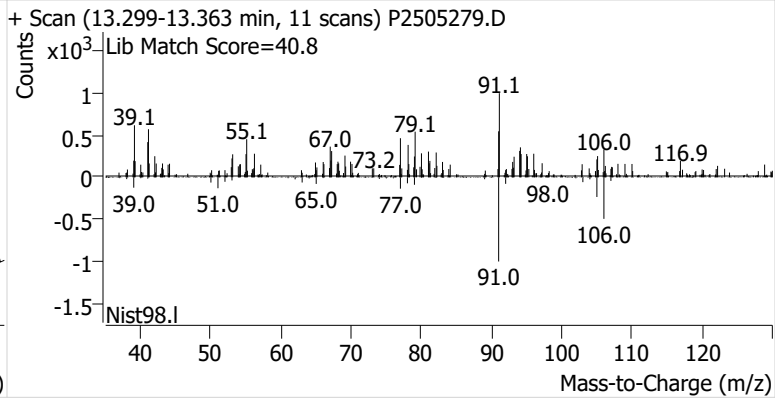

o-Xylene

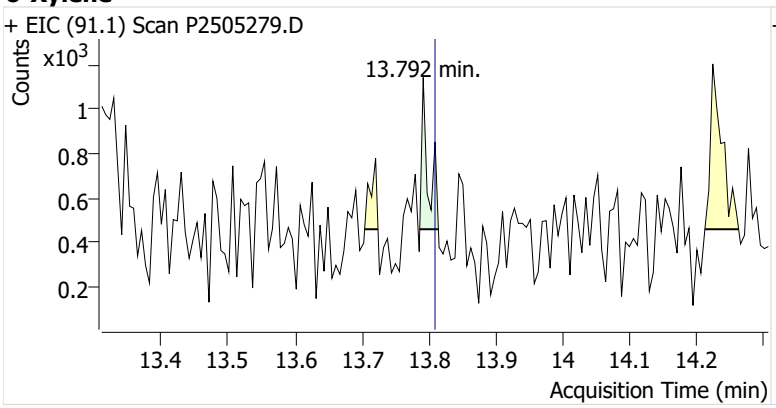
+ EIC (91.1) Scan P2505279.D
Counts
x10^3
13.792 min.
1
0.8
0.6
0.4
0.2
13.4
13.5
13.6
13.7
13.8
13.9
14
14.1
14.2
Acquisition Time (min)

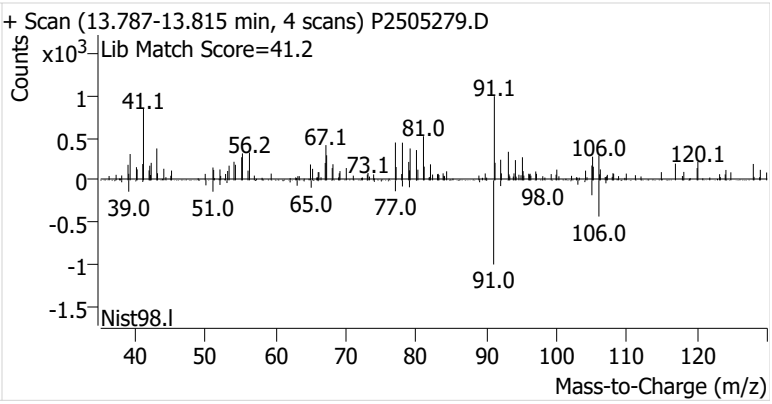
+ Scan (13.787-13.815 min, 4 scans) P2505279.D
Counts
x10^3
Lib Match Score=41.2
41.1
56.2
67.1
73.1
81.0
91.1
106.0
120.1
39.0
51.0
65.0
77.0
98.0
106.0
91.0
Nist98.l
1
0.5
0
-0.5
-1
-1.5
40
50
60
70
80
90
100
110
120
Mass-to-Charge (m/z)

Name	CGOSP-1-S-20250729
Comment	B47148
Data File	P2505280.D
Acq. Date-Time	8/19/2025 7:20:10 PM
Acq. Method File	M325B-TD35
Tube Sorbent	Carbopack X
Analyze Quant Version	12.1
Report Quant Version	12.1

Sample Chromatogram

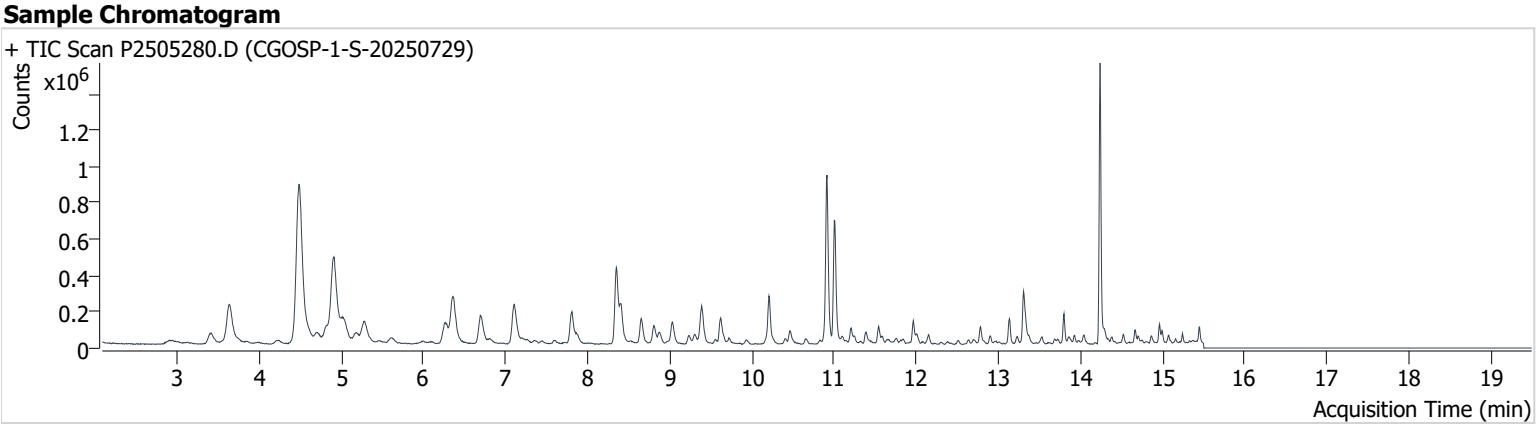

Name	ISTD	RT	ICAL RT	Resp.	Int. Flag
benzene-d6 (IS)		8.349	8.367	683,521	
Benzene	benzene-d6 (IS)	8.403	8.426	294,266	
Toluene-d8 (IS)		10.913	10.931	826,691	
Toluene	Toluene-d8 (IS)	11.002	11.020	624,879	
Ethylbenzene	Toluene-d8 (IS)	13.133	13.151	113,396	
m-/p-Xylenes	Toluene-d8 (IS)	13.311	13.341	268,012	
o-Xylene	Toluene-d8 (IS)	13.798	13.809	100,541	

benzene-d6 (IS)

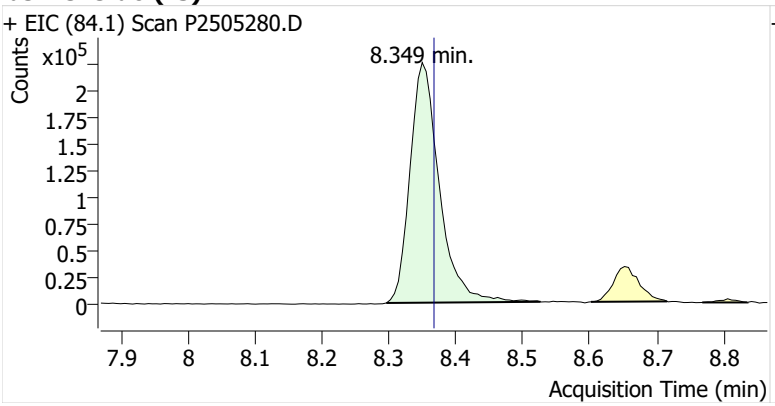

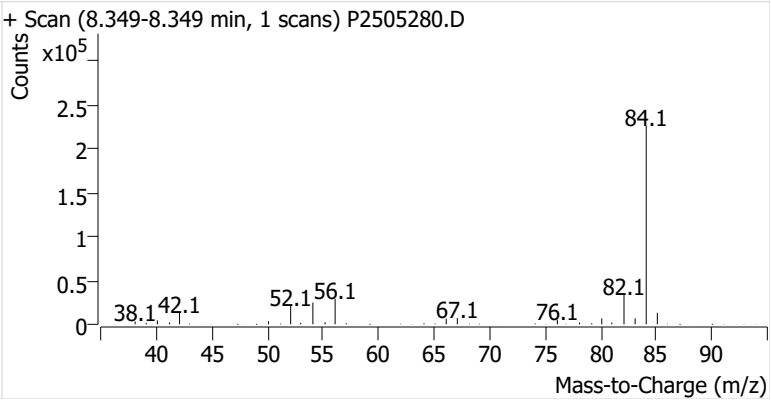

Benzene

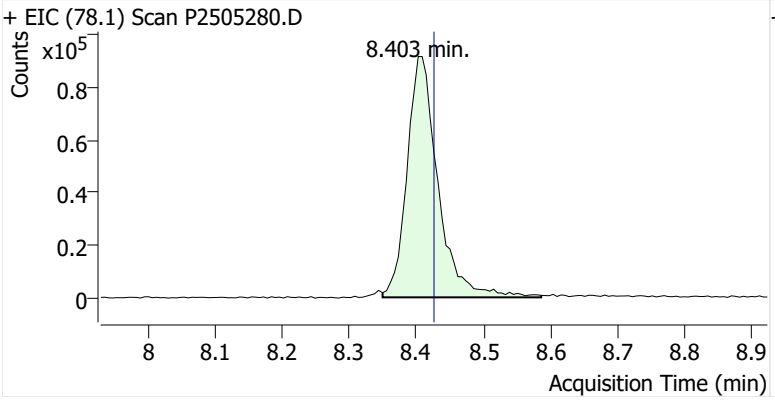

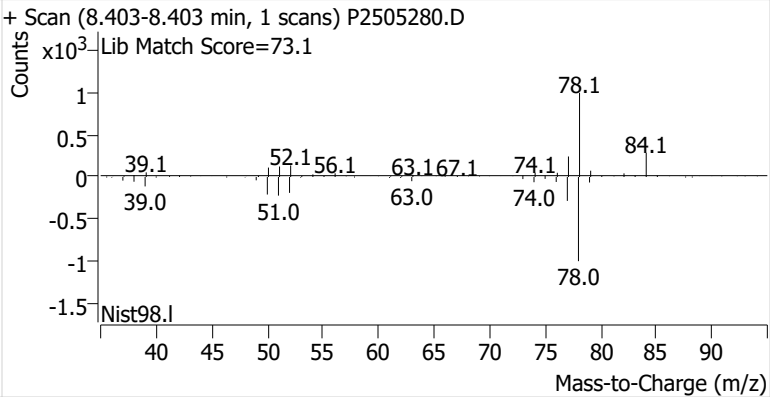

Toluene-d8 (IS)

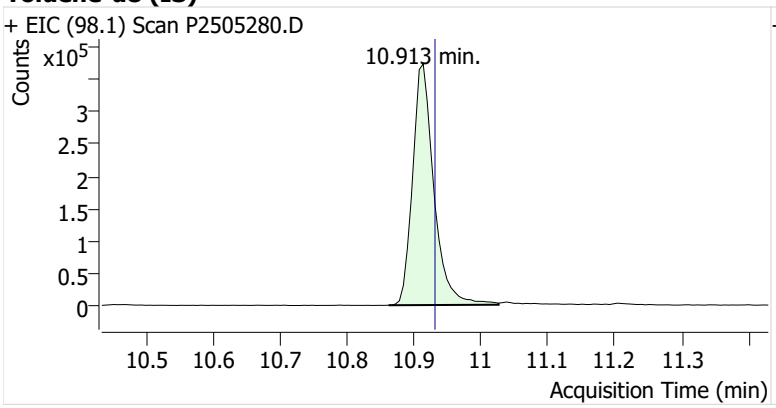

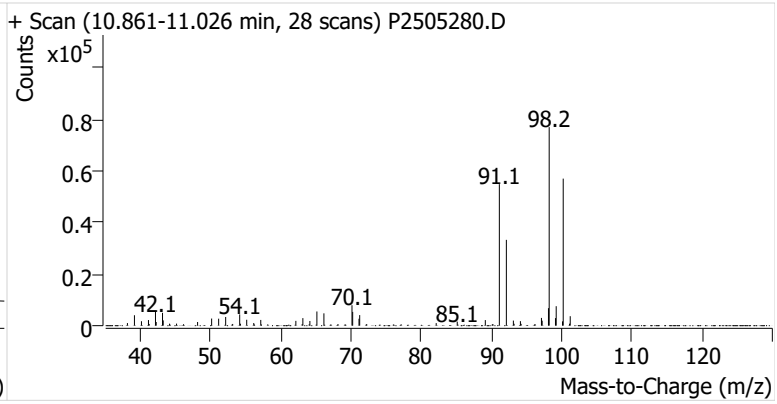

Toluene

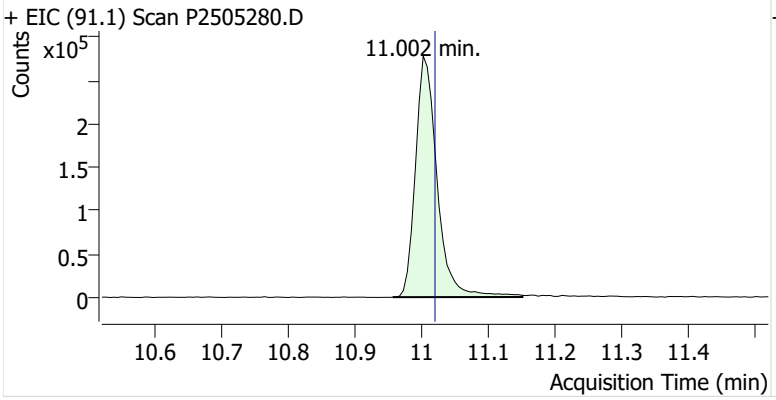

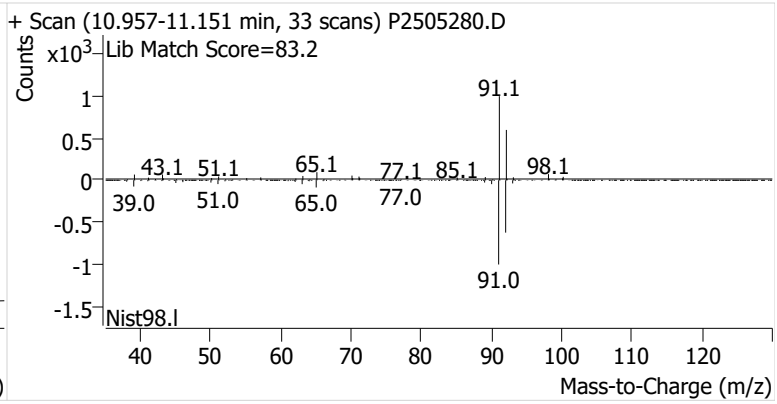

Ethylbenzene

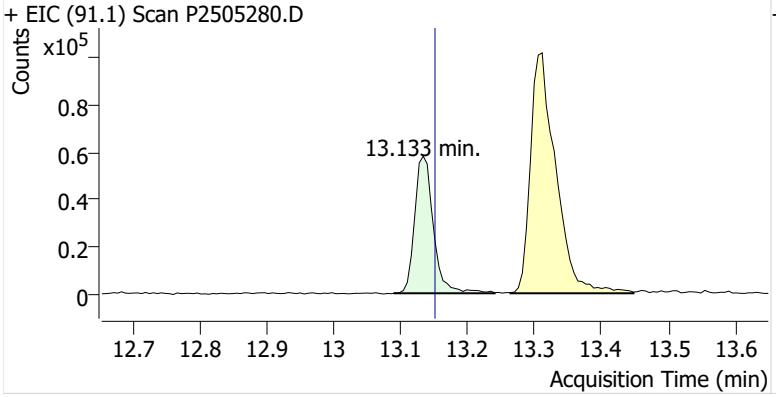

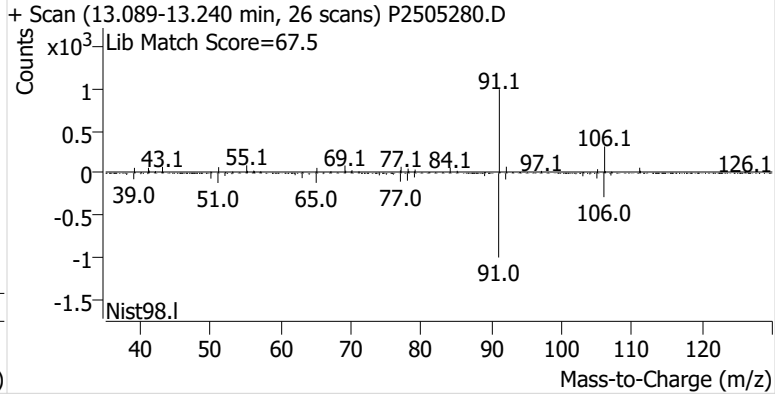

m-/p-Xylenes

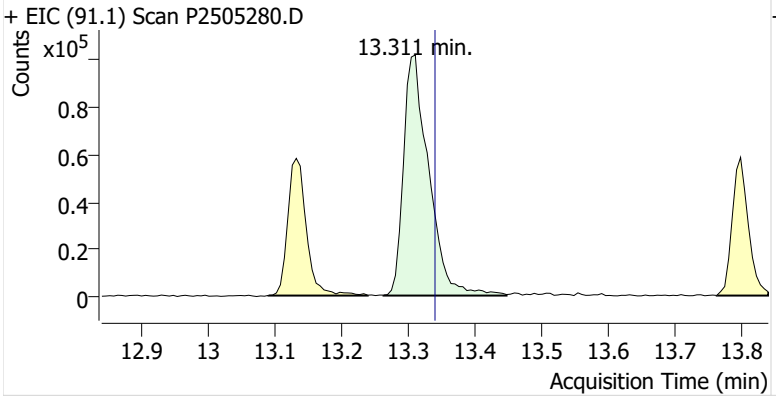

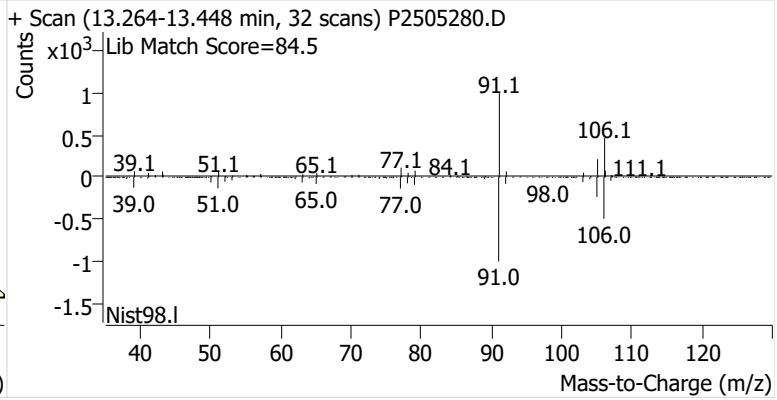

o-Xylene

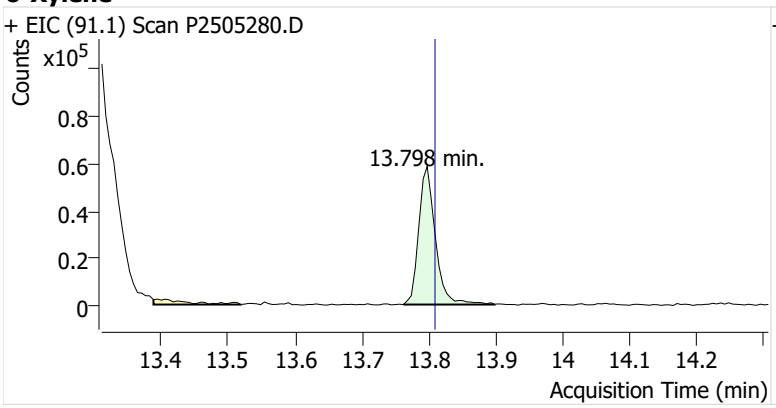
+ EIC (91.1) Scan P2505280.D
Counts
x10^5
0.8
0.6
0.4
0.2
0
13.798 min.
13.4
13.5
13.6
13.7
13.8
13.9
14
14.1
14.2
Acquisition Time (min)

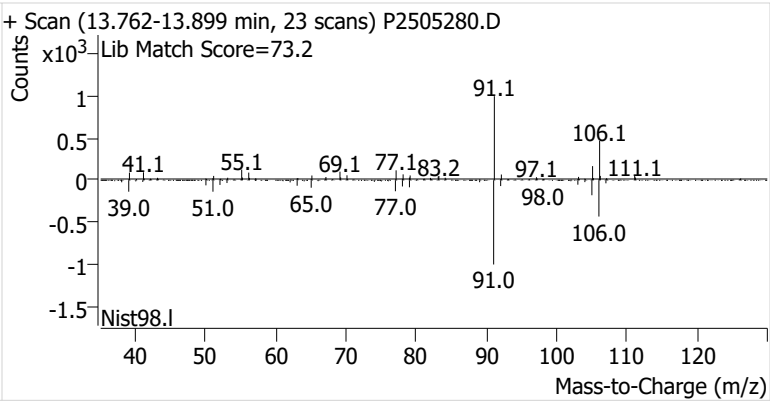
+ Scan (13.762-13.899 min, 23 scans) P2505280.D
Counts
x10^3
Lib Match Score=73.2
1
0.5
0
-0.5
-1
-1.5
91.1
106.1
41.1
55.1
69.1
77.1
83.2
97.1
111.1
39.0
51.0
65.0
77.0
98.0
106.0
91.0
Nist98.l
40
50
60
70
80
90
100
110
120
Mass-to-Charge (m/z)

Name	CGOSP-2-S-20250729
Comment	C34197
Data File	P2505281.D
Acq. Date-Time	8/19/2025 7:57:27 PM
Acq. Method File	M325B-TD35
Tube Sorbent	Carbopack X
Analyze Quant Version	12.1
Report Quant Version	12.1

Sample Chromatogram

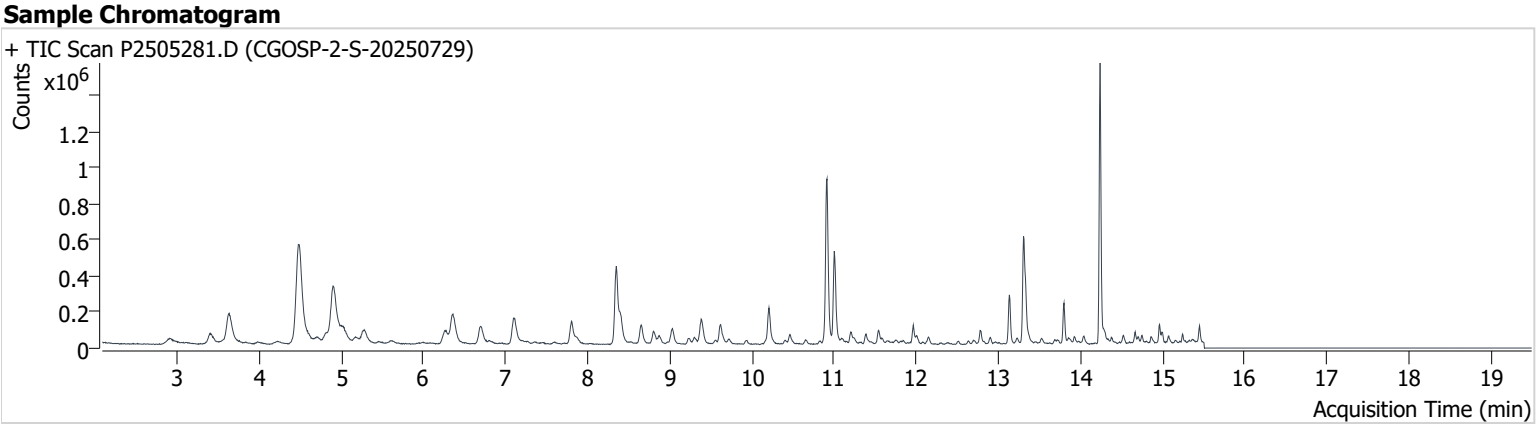

Name	ISTD	RT	ICAL RT	Resp.	Int. Flag
benzene-d6 (IS)		8.349	8.367	702,167	
Benzene	benzene-d6 (IS)	8.402	8.426	189,773	
Toluene-d8 (IS)		10.913	10.931	830,279	
Toluene	Toluene-d8 (IS)	11.002	11.020	464,390	
Ethylbenzene	Toluene-d8 (IS)	13.133	13.151	225,097	
m-/p-Xylenes	Toluene-d8 (IS)	13.305	13.341	561,068	
o-Xylene	Toluene-d8 (IS)	13.798	13.809	145,438	

benzene-d6 (IS)

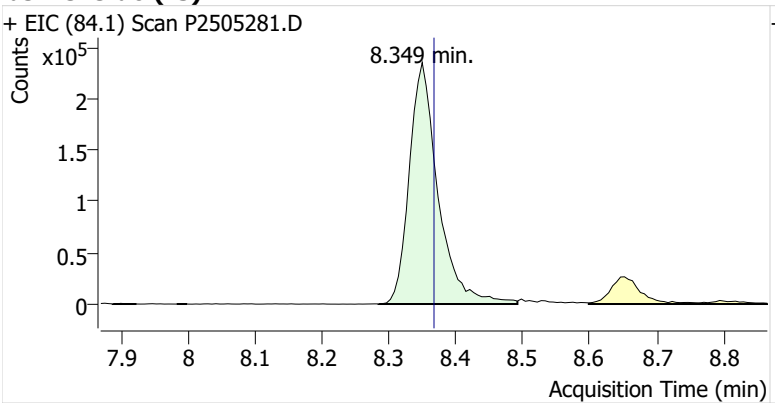

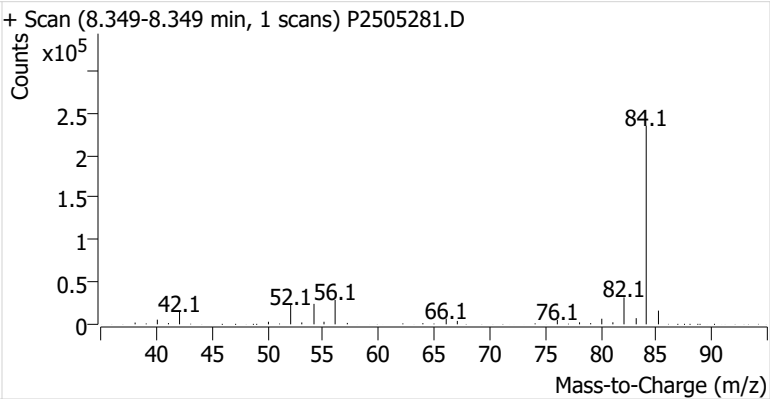

Benzene

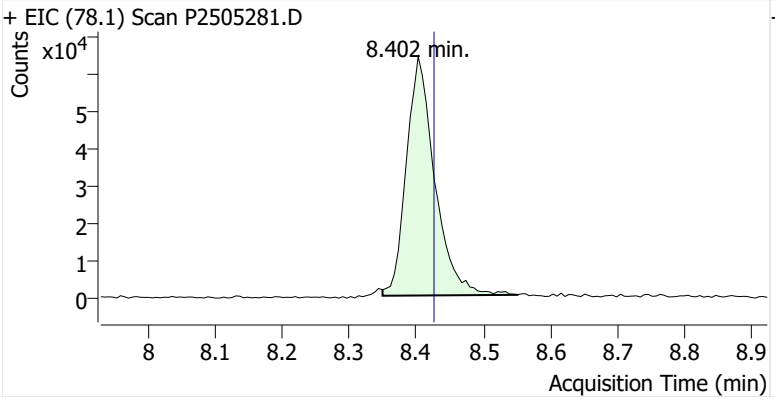

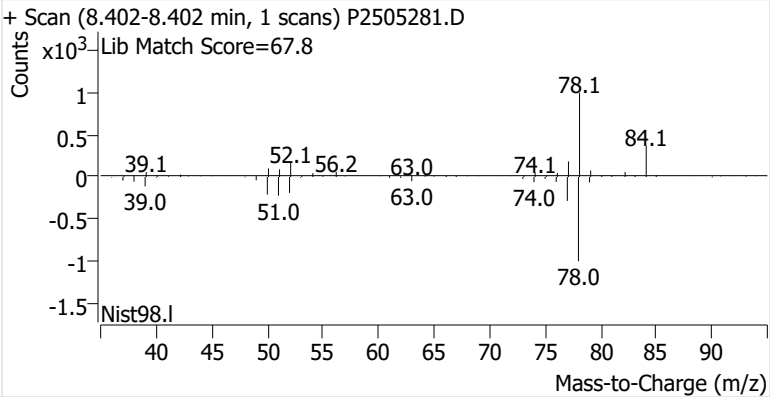

Toluene-d8 (IS)

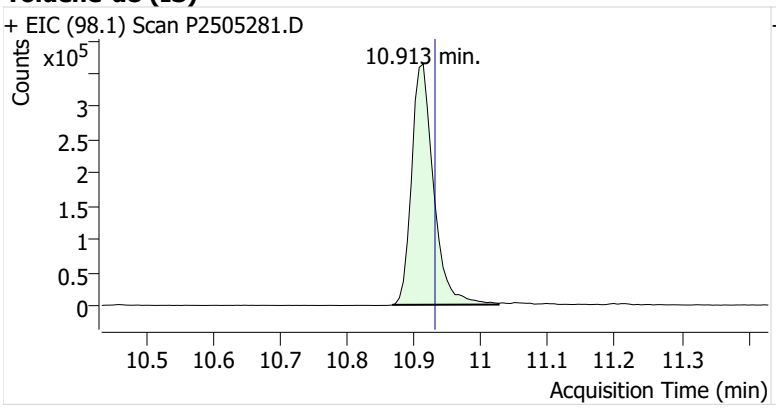

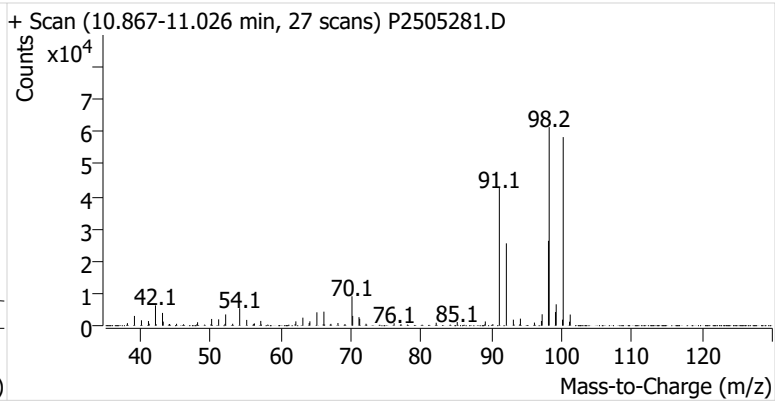

Toluene

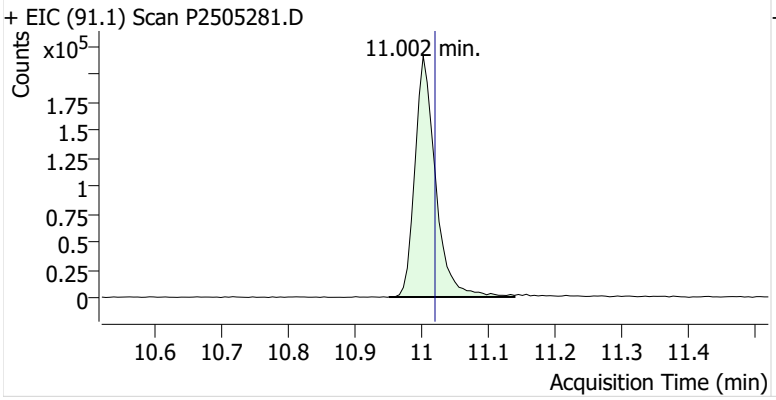

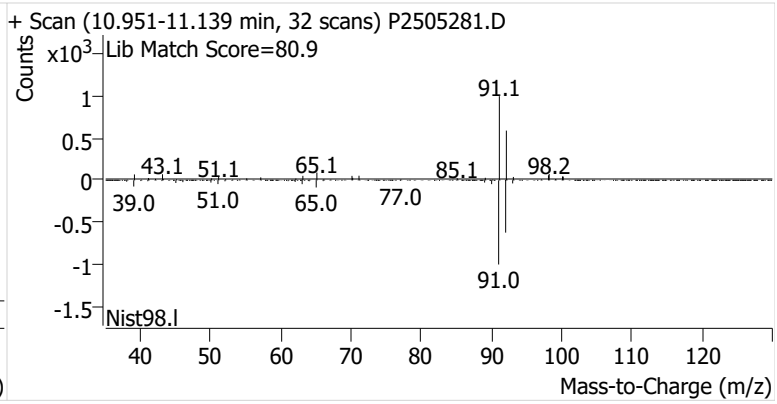

Ethylbenzene

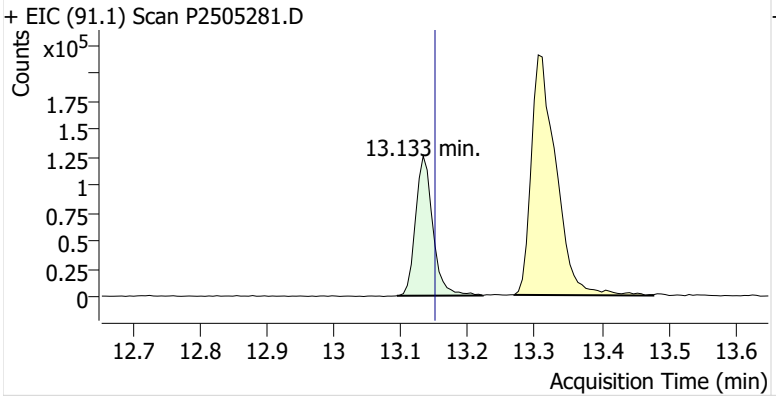

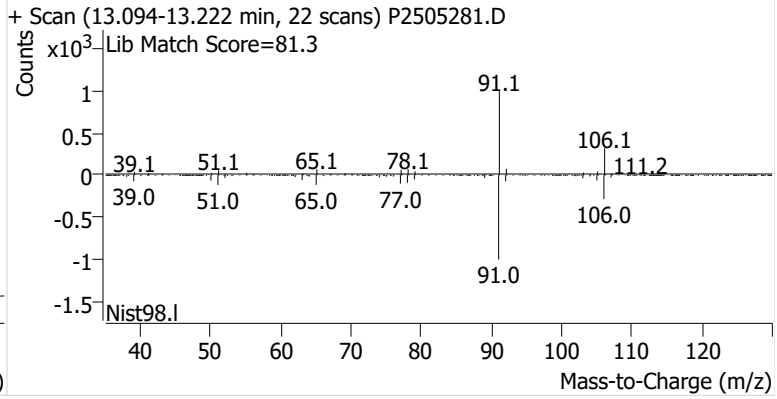

m-/p-Xylenes

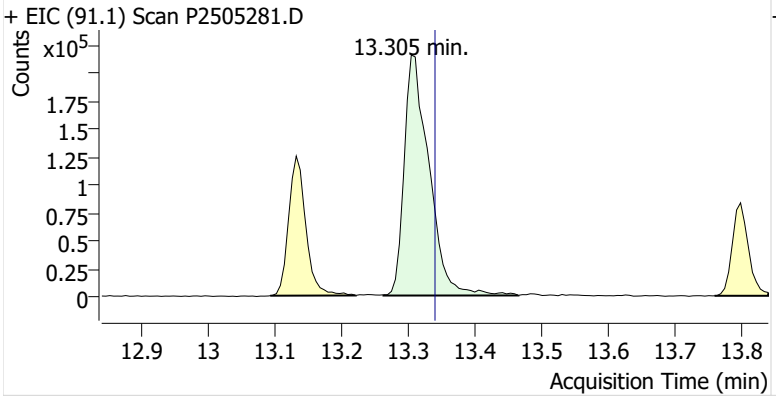

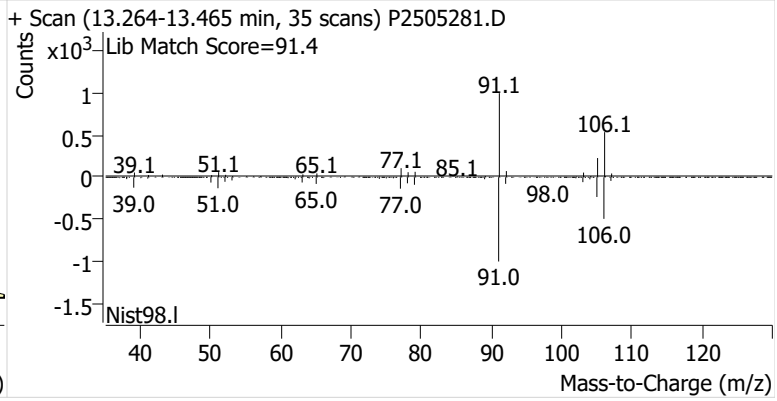

o-Xylene

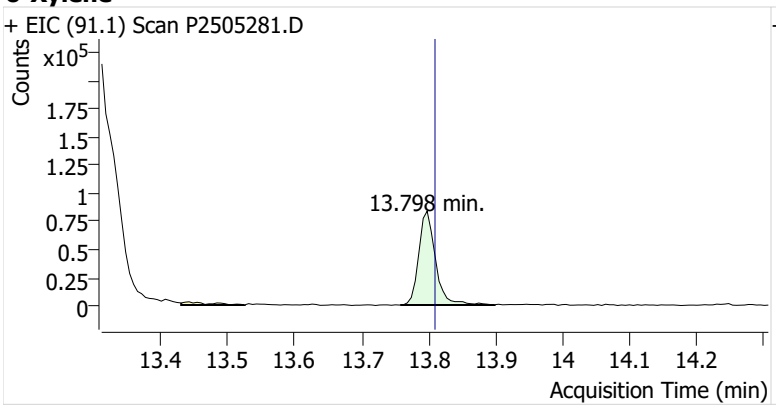
+ EIC (91.1) Scan P2505281.D
Counts
x10^5
1.75
1.5
1.25
1
0.75
0.5
0.25
0
13.798 min.
13.4
13.5
13.6
13.7
13.8
13.9
14
14.1
14.2
Acquisition Time (min)

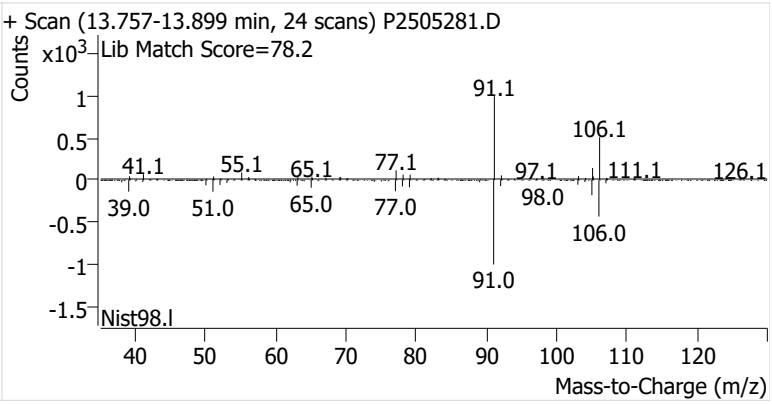
+ Scan (13.757-13.899 min, 24 scans) P2505281.D
Counts
x10^3
Lib Match Score=78.2
1
0.5
0
-0.5
-1
-1.5
91.1
106.1
41.1
55.1
65.1
77.1
97.1
111.1
126.1
39.0
51.0
65.0
77.0
98.0
106.0
91.0
Nist98.l
40
50
60
70
80
90
100
110
120
Mass-to-Charge (m/z)

Name	CGOSP-3-S-20250729
Comment	C55456
Data File	P2505282.D
Acq. Date-Time	8/19/2025 8:34:47 PM
Acq. Method File	M325B-TD35
Tube Sorbent	Carbopack X
Analyze Quant Version	12.1
Report Quant Version	12.1

Sample Chromatogram

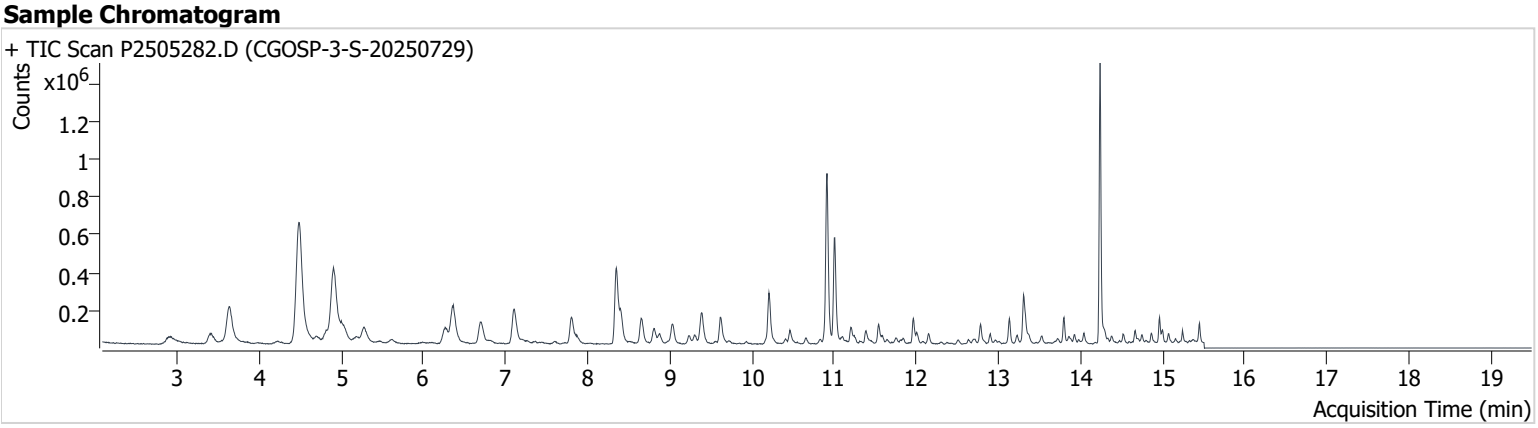

Name	ISTD	RT	ICAL RT	Resp.	Int. Flag
benzene-d6 (IS)		8.349	8.367	676,501	
Benzene	benzene-d6 (IS)	8.402	8.426	215,201	
Toluene-d8 (IS)		10.913	10.931	798,060	
Toluene	Toluene-d8 (IS)	11.002	11.020	497,410	
Ethylbenzene	Toluene-d8 (IS)	13.133	13.151	104,039	
m-/p-Xylenes	Toluene-d8 (IS)	13.305	13.341	234,919	
o-Xylene	Toluene-d8 (IS)	13.798	13.809	81,803	

benzene-d6 (IS)

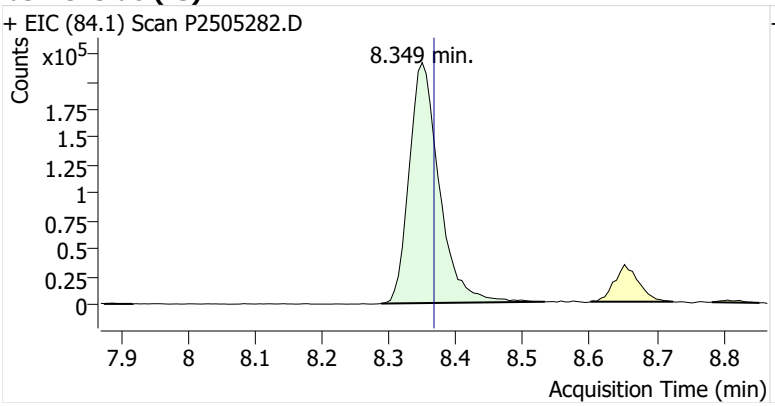

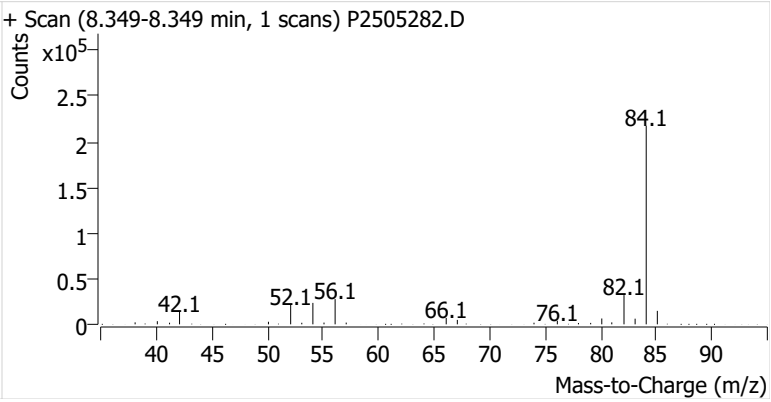

Benzene

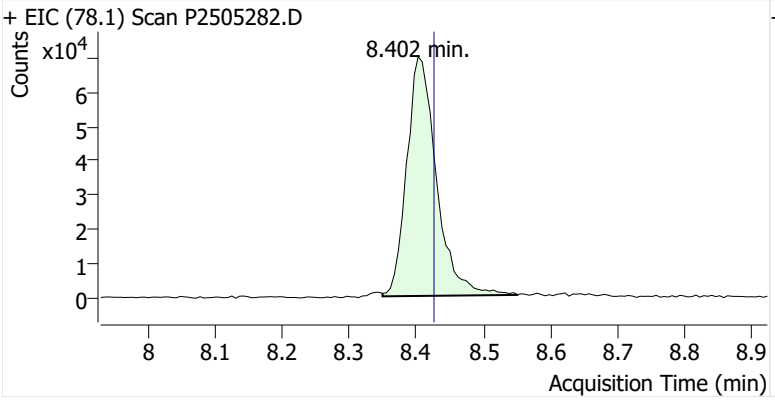

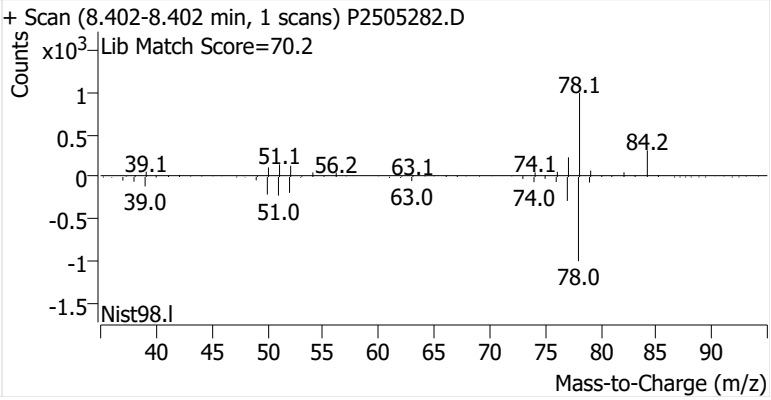

Toluene-d8 (IS)

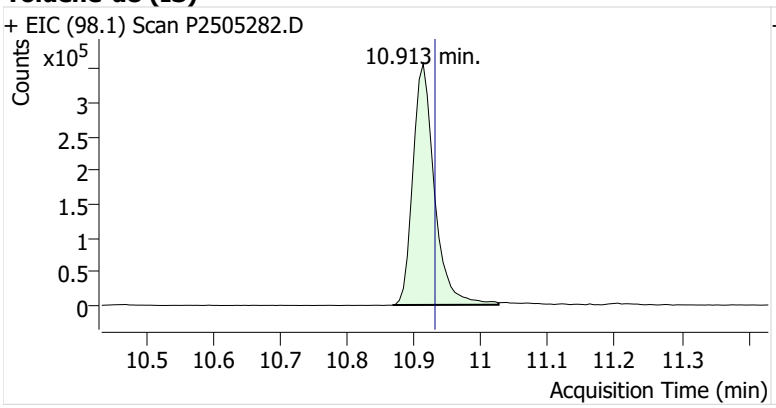

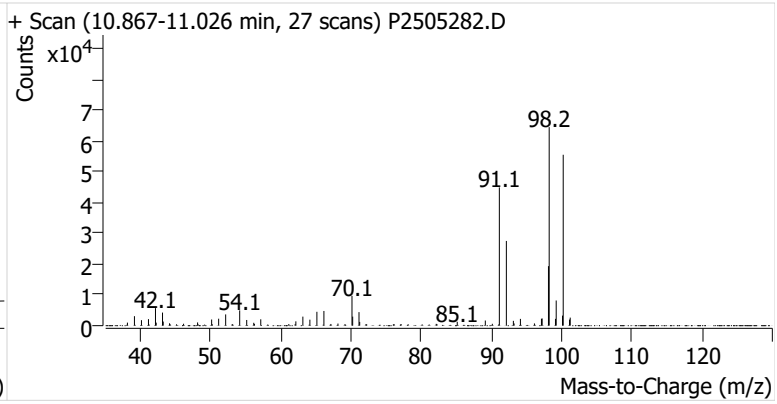

Toluene

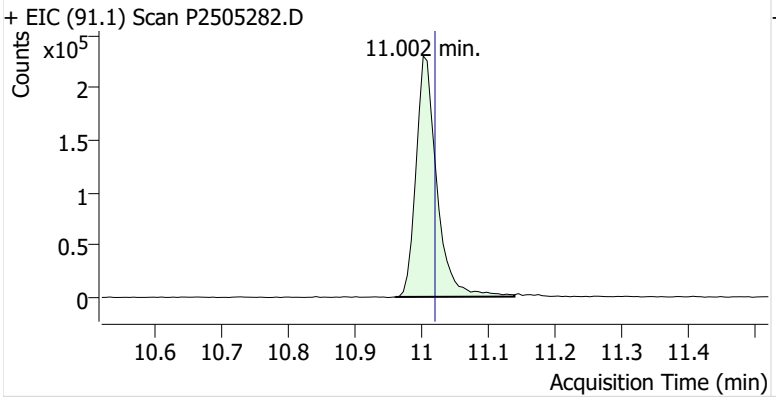

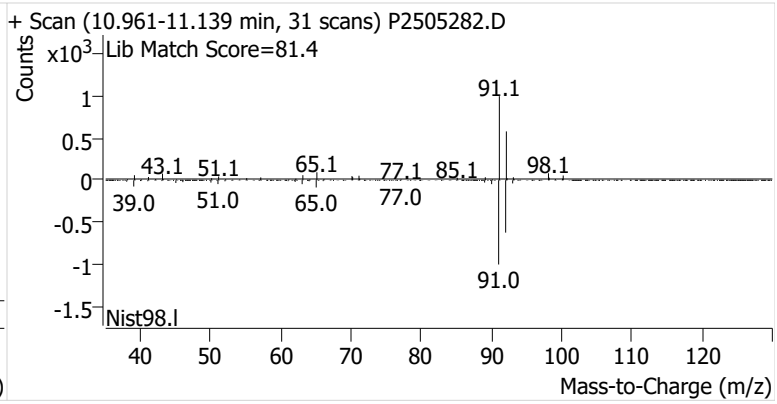

Ethylbenzene

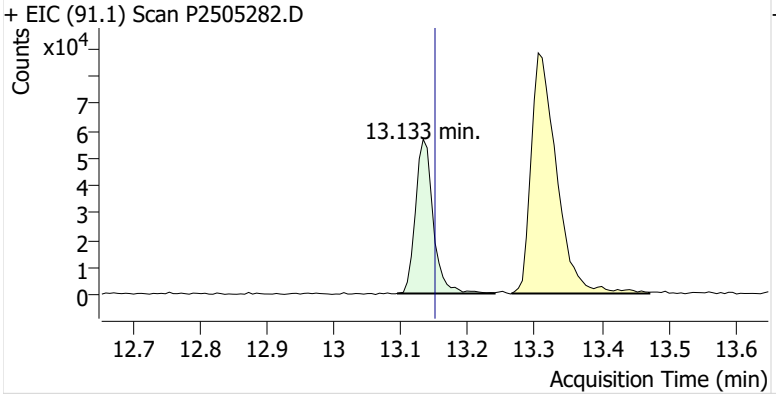

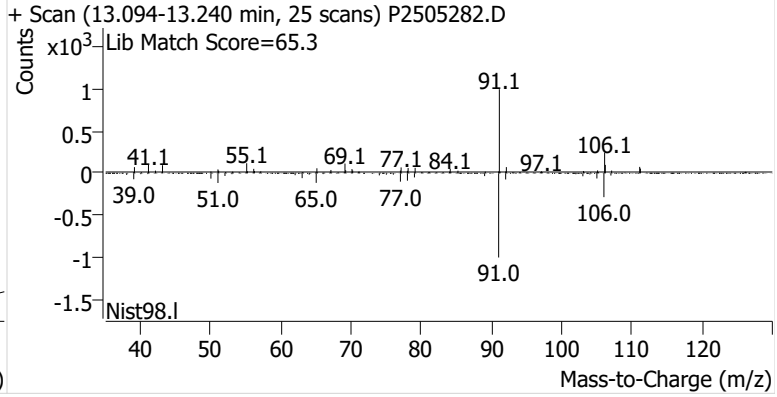

m-/p-Xylenes

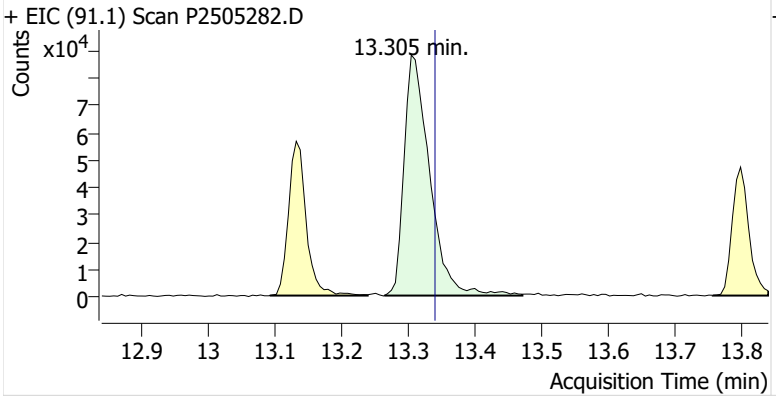

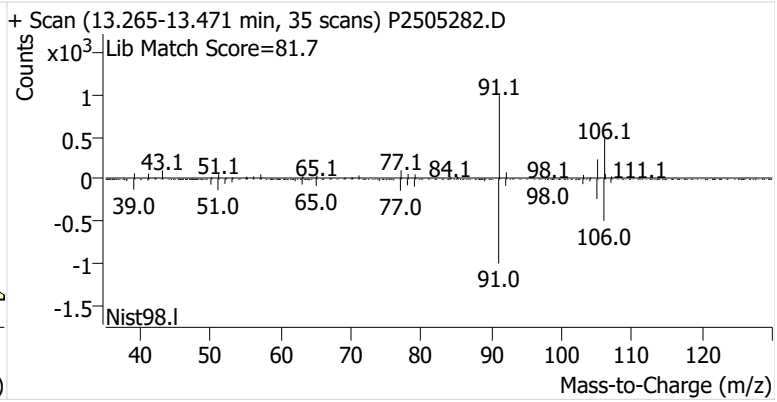

o-Xylene

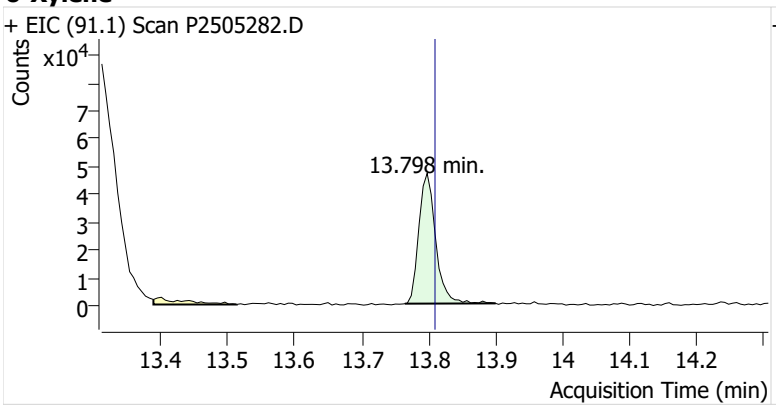
+ EIC (91.1) Scan P2505282.D
Counts
x10^4
13.798 min.
13.4 13.5 13.6 13.7 13.8 13.9 14 14.1 14.2
Acquisition Time (min)

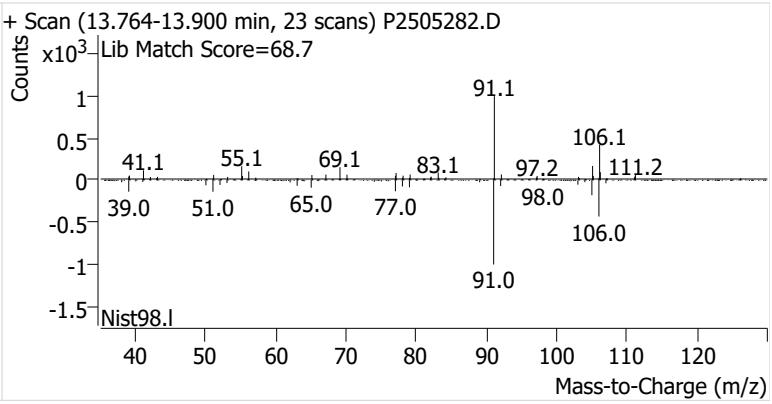
+ Scan (13.764-13.900 min, 23 scans) P2505282.D
Counts
x10^3
Lib Match Score=68.7
91.1
106.1
41.1
55.1
69.1
83.1
97.2
111.2
39.0
51.0
65.0
77.0
98.0
106.0
91.0
Nist98.l
40 50 60 70 80 90 100 110 120
Mass-to-Charge (m/z)

Name	CGOSP-3-D-20250729
Comment	B15550
Data File	P2505283.D
Acq. Date-Time	8/19/2025 9:12:06 PM
Acq. Method File	M325B-TD35
Tube Sorbent	Carbopack X
Analyze Quant Version	12.1
Report Quant Version	12.1

Sample Chromatogram

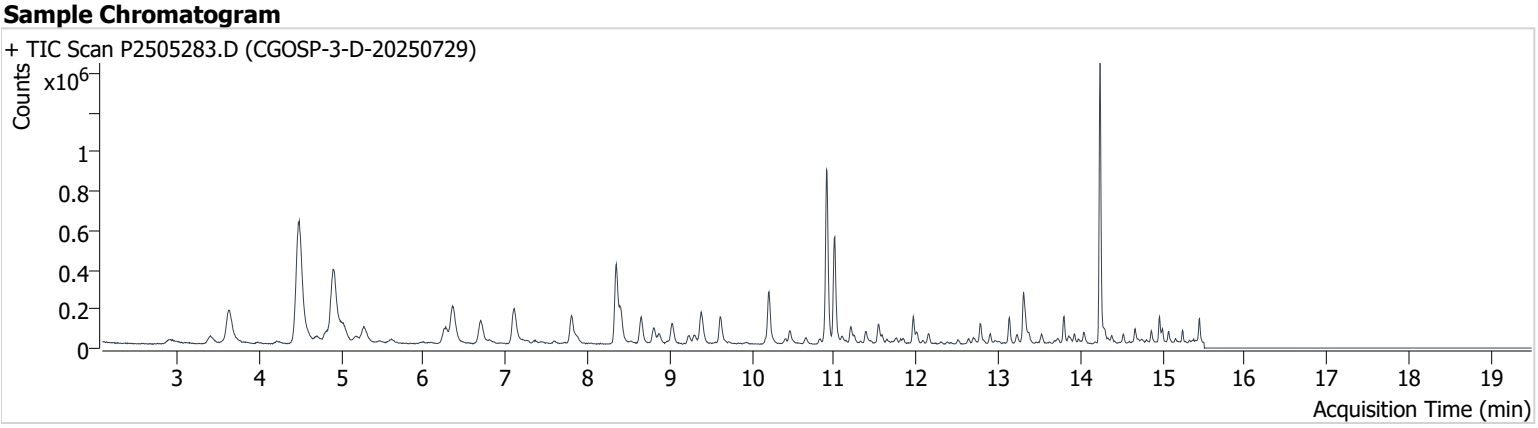

Name	ISTD	RT	ICAL RT	Resp.	Int. Flag
benzene-d6 (IS)		8.349	8.367	655,678	
Benzene	benzene-d6 (IS)	8.403	8.426	228,100	
Toluene-d8 (IS)		10.913	10.931	787,215	
Toluene	Toluene-d8 (IS)	11.002	11.020	491,766	
Ethylbenzene	Toluene-d8 (IS)	13.133	13.151	99,641	
m-/p-Xylenes	Toluene-d8 (IS)	13.305	13.341	232,427	
o-Xylene	Toluene-d8 (IS)	13.798	13.809	90,652	

benzene-d6 (IS)

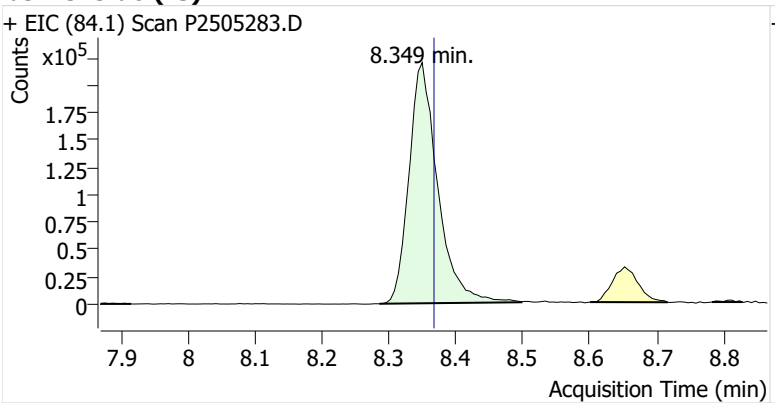

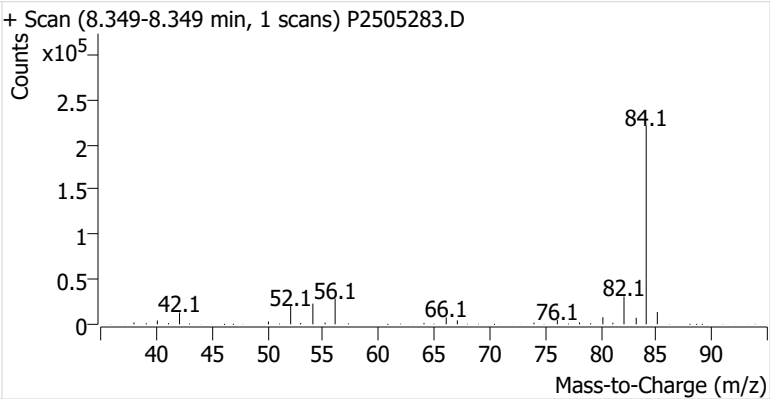

Benzene

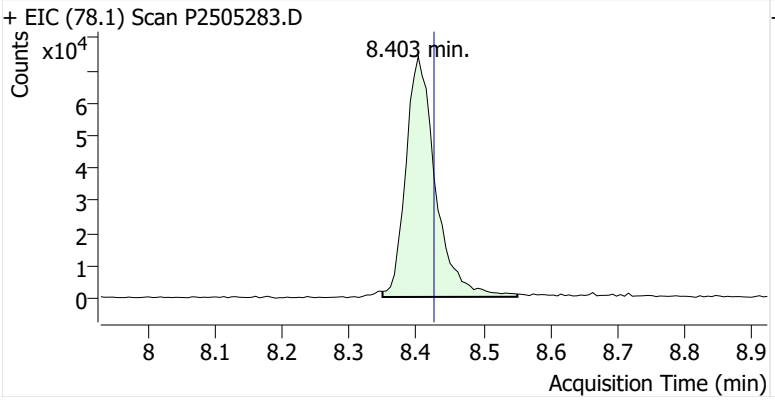

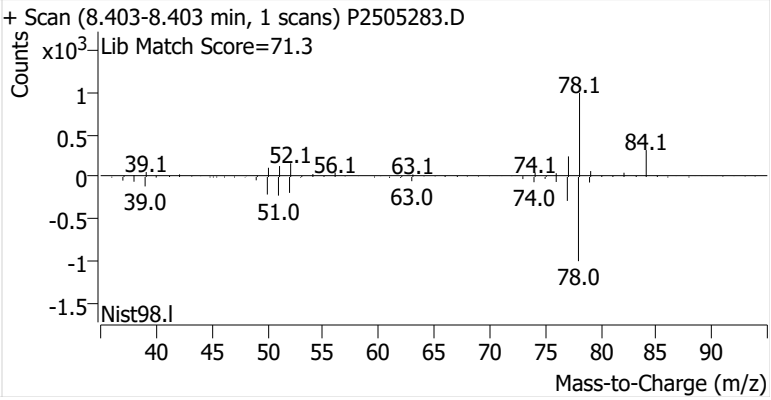

Toluene-d8 (IS)

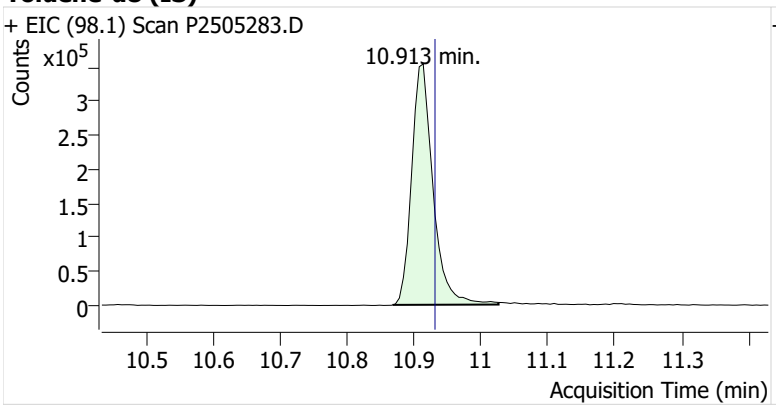

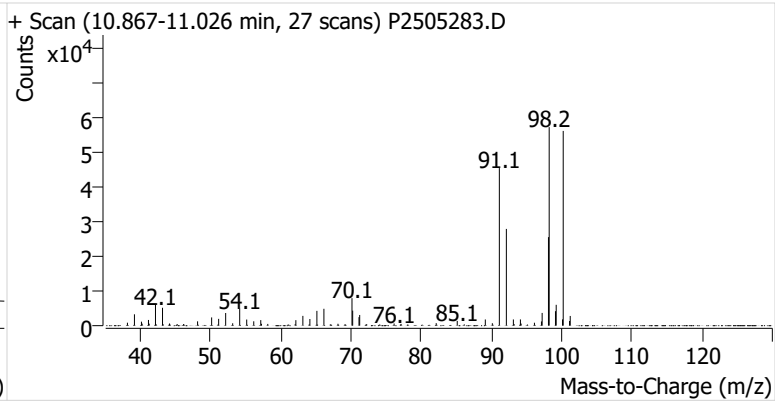

Toluene

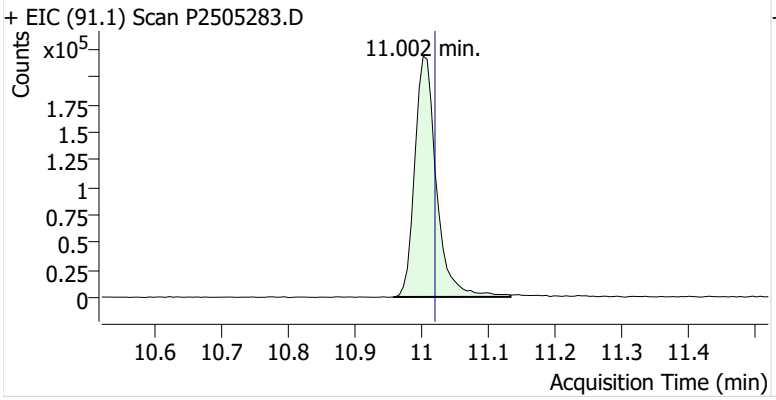

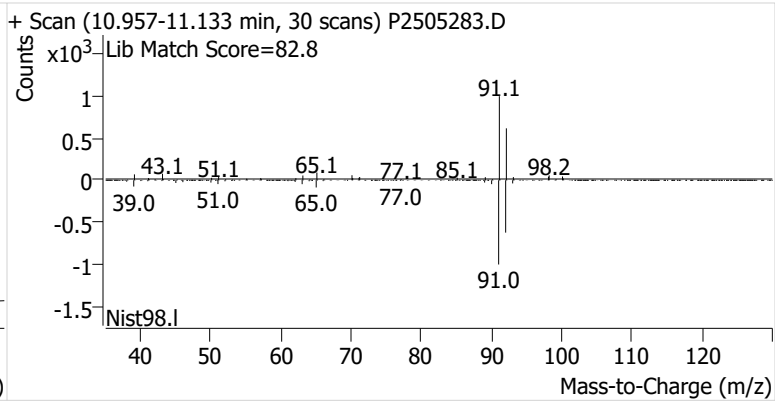

Ethylbenzene

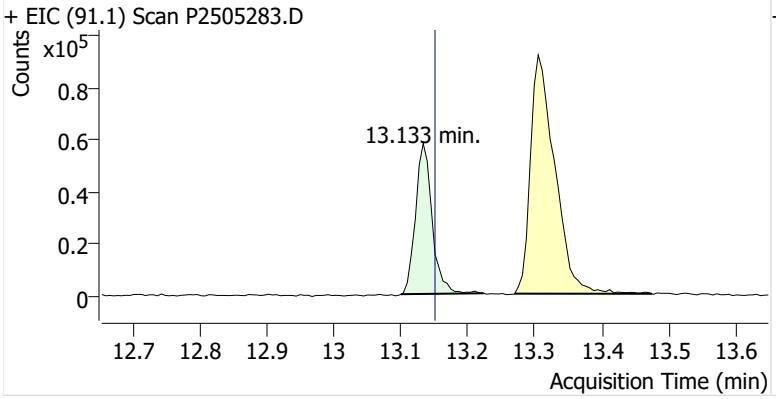

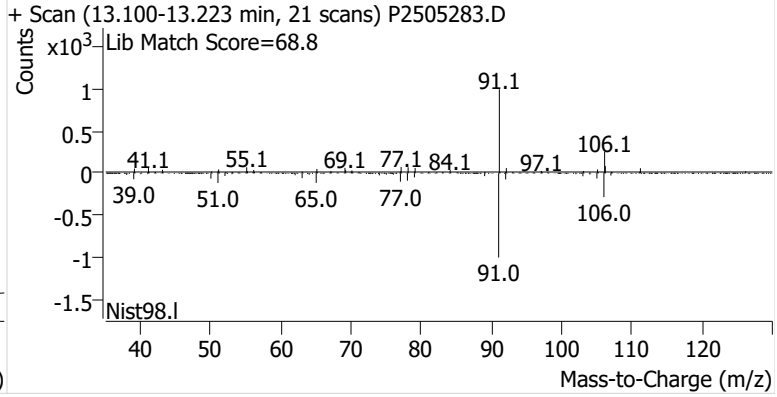

m-/p-Xylenes

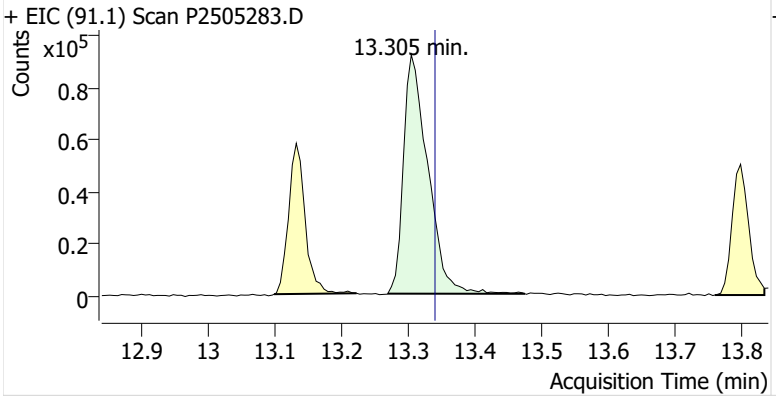

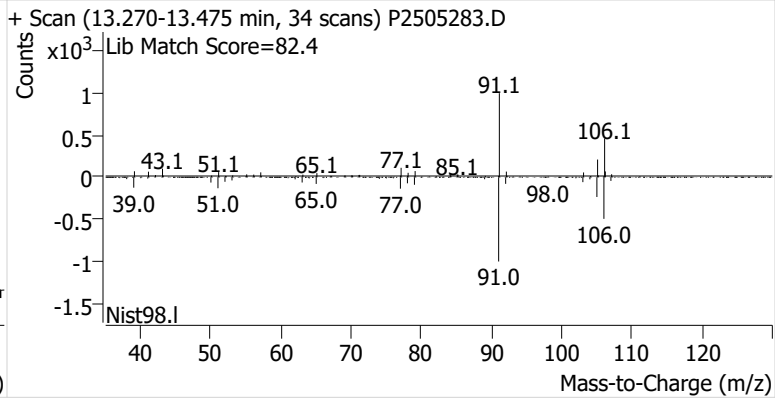

o-Xylene

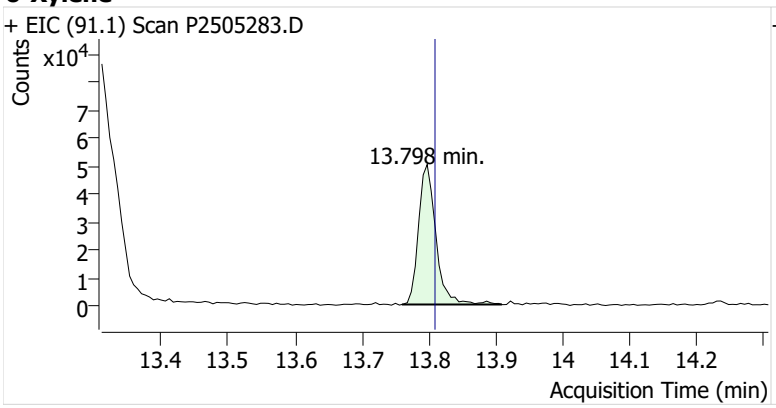
+ EIC (91.1) Scan P2505283.D
Counts
x10^4
13.798 min.
Acquisition Time (min)

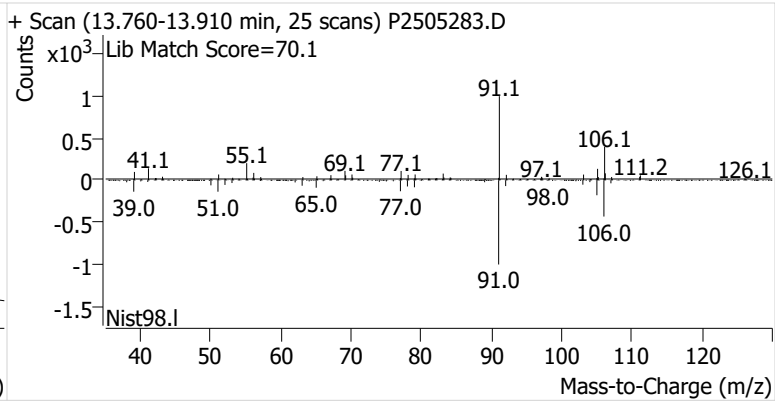
+ Scan (13.760-13.910 min, 25 scans) P2505283.D
Counts
x10^3
Lib Match Score=70.1
91.1
106.1
41.1
55.1
69.1
77.1
97.1
111.2
126.1
39.0
51.0
65.0
77.0
98.0
106.0
91.0
Nist98.l
Mass-to-Charge (m/z)

Name	CGOSP-4-S-20250729
Comment	B11621
Data File	P2505284.D
Acq. Date-Time	8/19/2025 9:49:24 PM
Acq. Method File	M325B-TD35
Tube Sorbent	Carbopack X
Analyze Quant Version	12.1
Report Quant Version	12.1

Sample Chromatogram

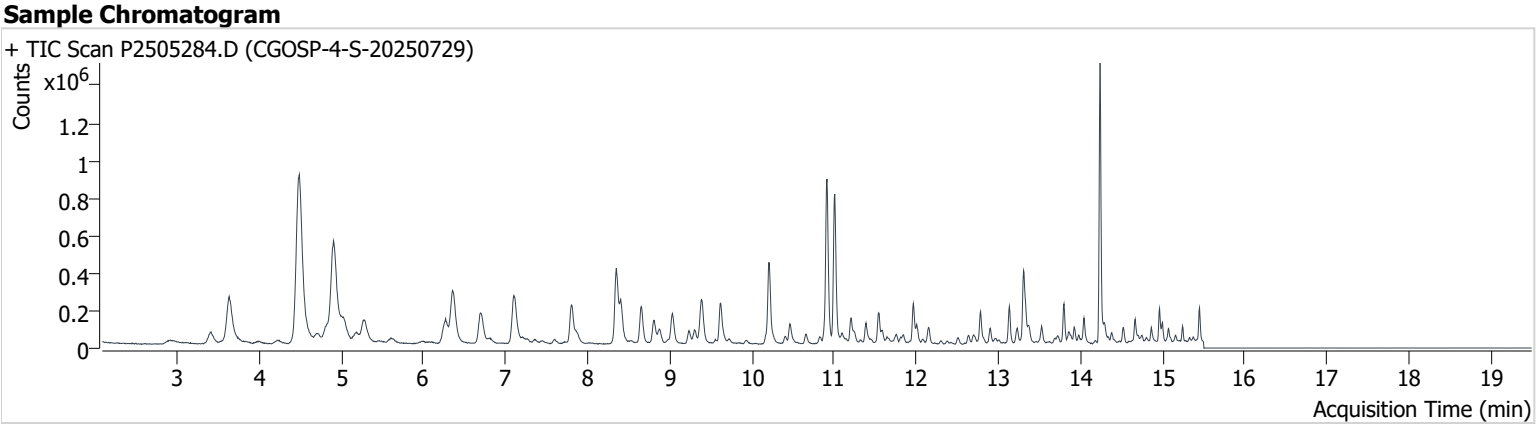

Name	ISTD	RT	ICAL RT	Resp.	Int. Flag
benzene-d6 (IS)		8.349	8.367	663,150	
Benzene	benzene-d6 (IS)	8.402	8.426	306,606	
Toluene-d8 (IS)		10.913	10.931	776,484	
Toluene	Toluene-d8 (IS)	11.008	11.020	720,592	
Ethylbenzene	Toluene-d8 (IS)	13.133	13.151	147,661	
m-/p-Xylenes	Toluene-d8 (IS)	13.305	13.341	340,764	
o-Xylene	Toluene-d8 (IS)	13.797	13.809	130,362	

benzene-d6 (IS)

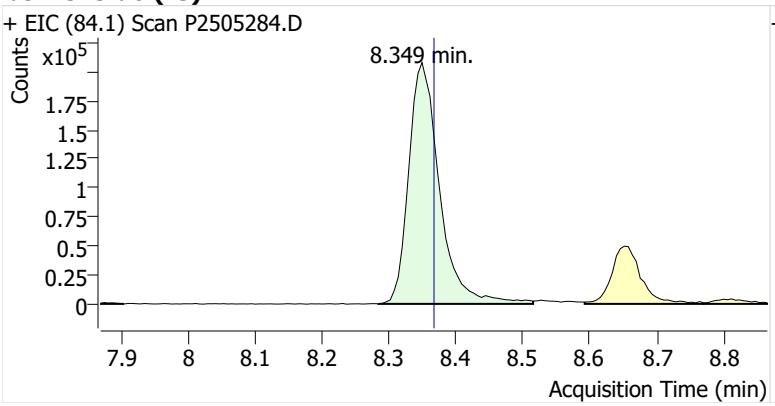

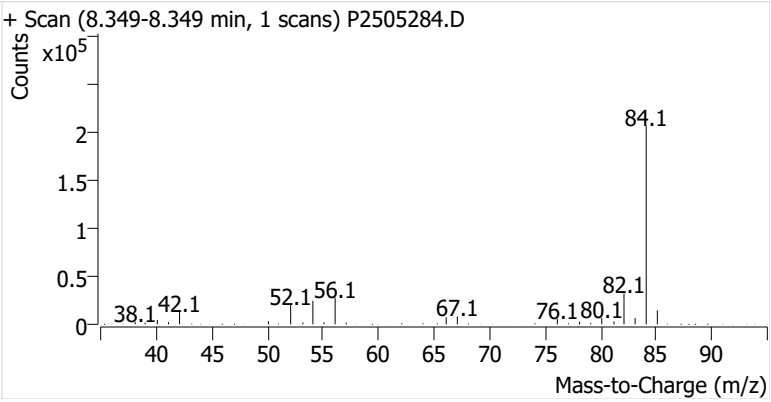

Benzene

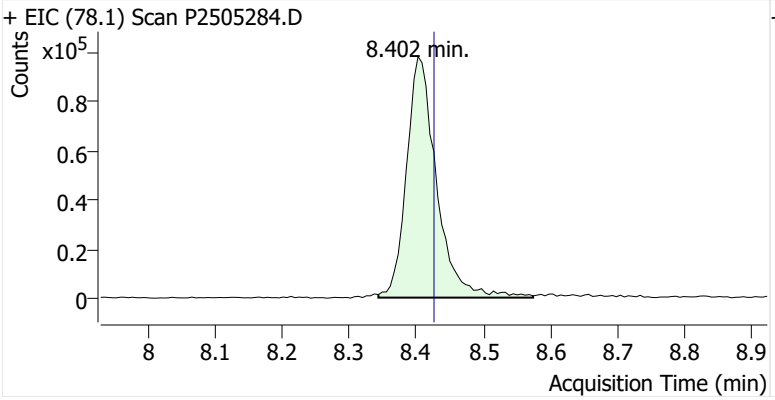

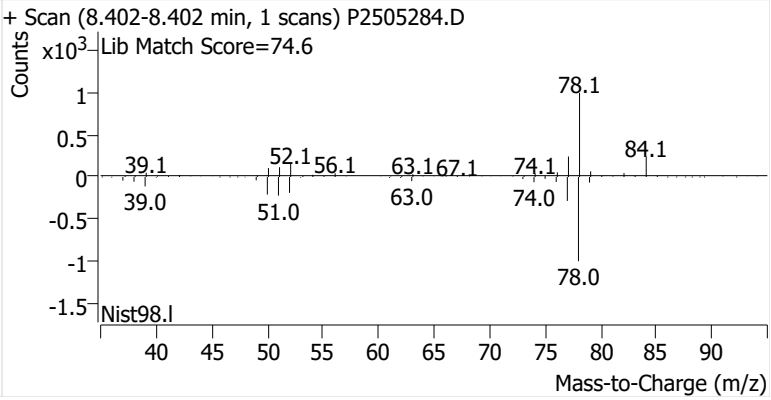

Toluene-d8 (IS)

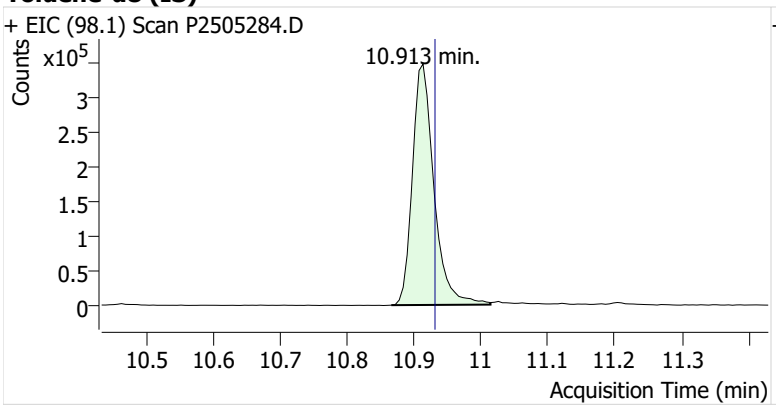

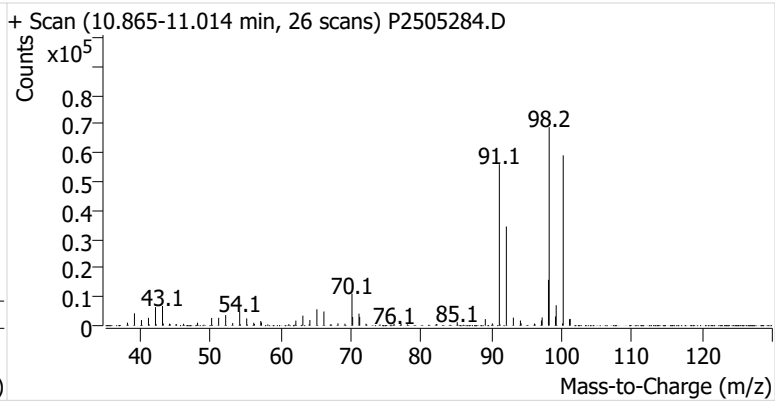

Toluene

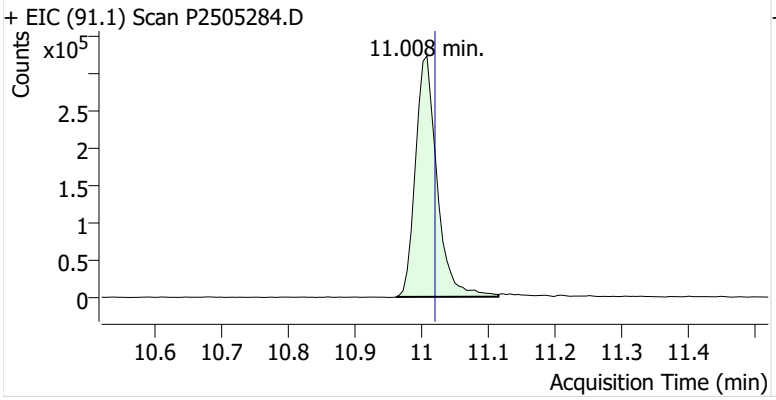

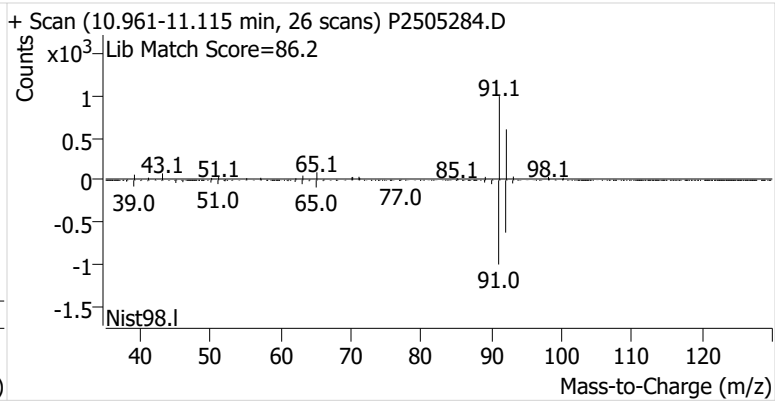

Ethylbenzene

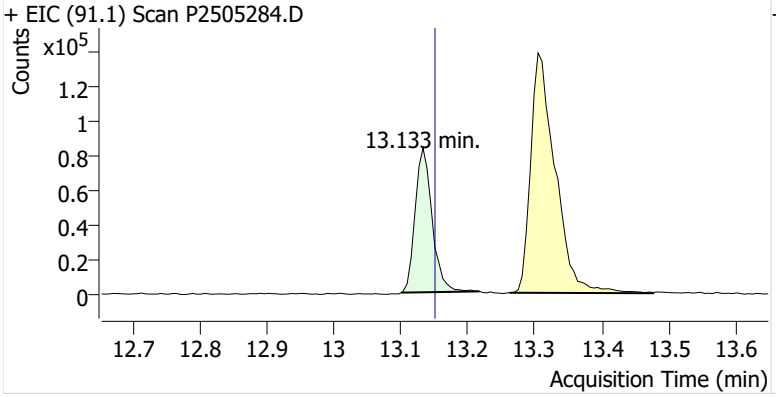

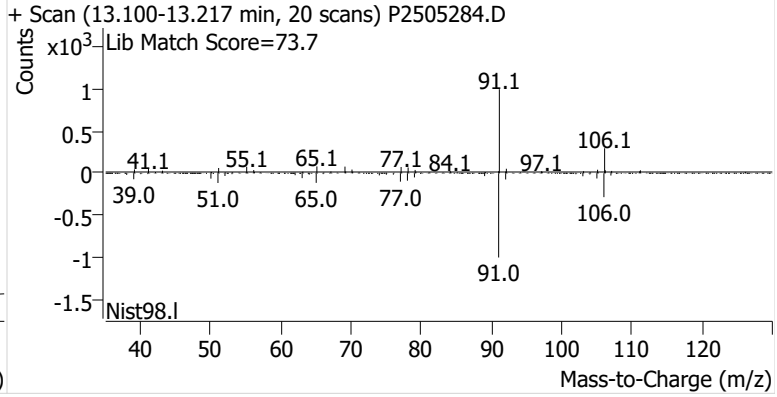

m-/p-Xylenes

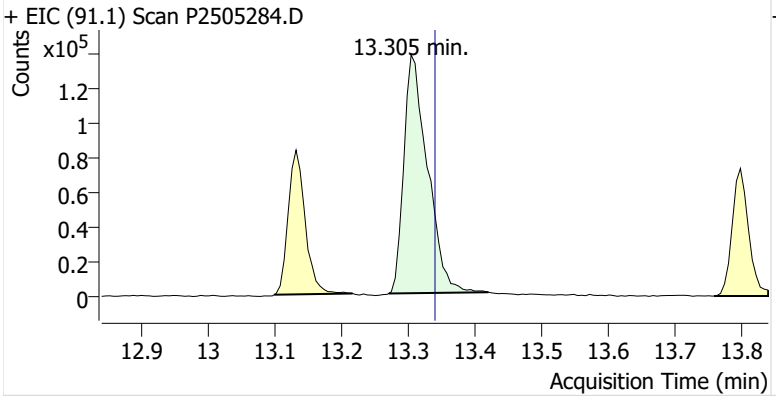

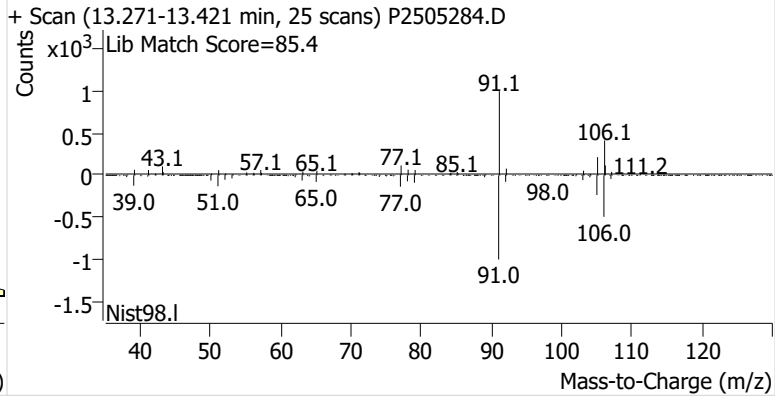

o-Xylene

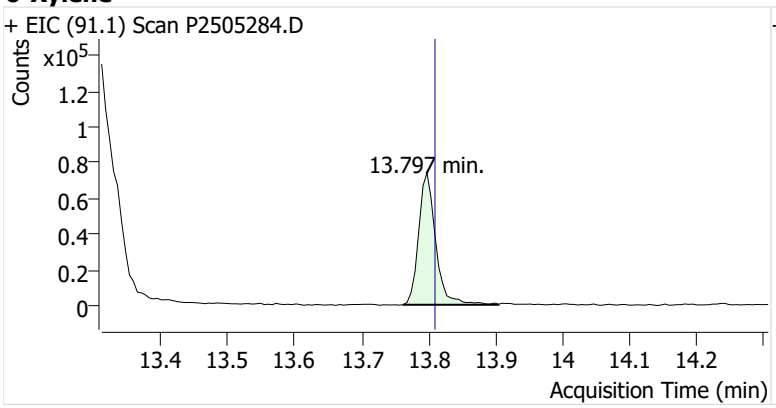
+ EIC (91.1) Scan P2505284.D
Counts
x10^5
1.2
1
0.8
0.6
0.4
0.2
0
13.797 min.
13.4
13.5
13.6
13.7
13.8
13.9
14
14.1
14.2
Acquisition Time (min)

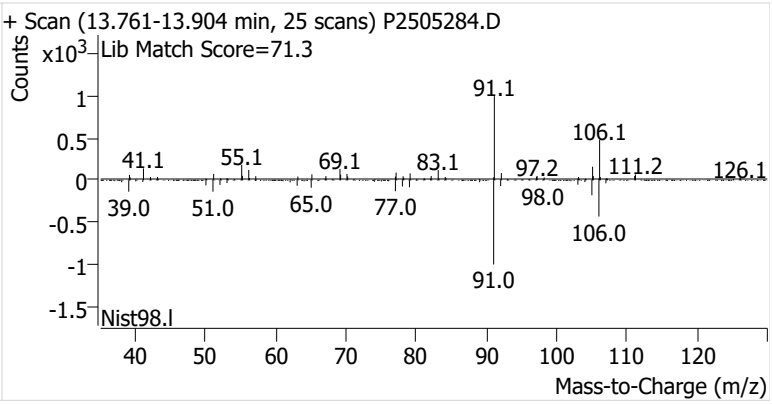
+ Scan (13.761-13.904 min, 25 scans) P2505284.D
Counts
x10^3
Lib Match Score=71.3
1
0.5
0
-0.5
-1
-1.5
91.1
106.1
41.1
55.1
69.1
83.1
97.2
111.2
126.1
39.0
51.0
65.0
77.0
98.0
106.0
91.0
Nist98.l
40
50
60
70
80
90
100
110
120
Mass-to-Charge (m/z)

Name	CGOSP-5-S-20250729
Comment	C01530
Data File	P2505285.D
Acq. Date-Time	8/19/2025 10:26:41 PM
Acq. Method File	M325B-TD35
Tube Sorbent	Carbopack X
Analyze Quant Version	12.1
Report Quant Version	12.1

Sample Chromatogram

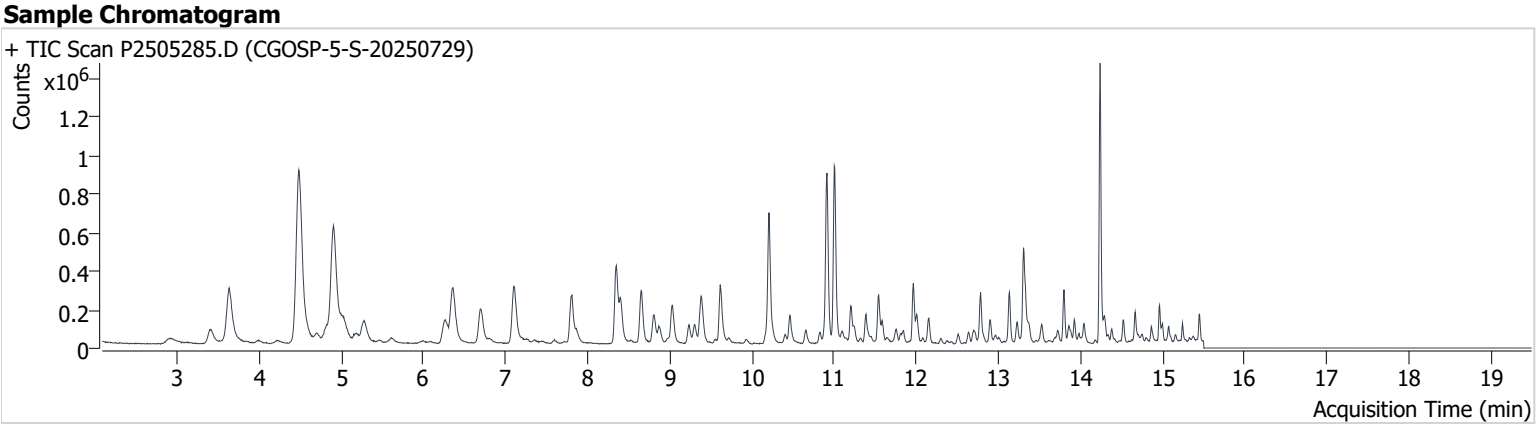

Name	ISTD	RT	ICAL RT	Resp.	Int. Flag
benzene-d6 (IS)		8.349	8.367	675,993	
Benzene	benzene-d6 (IS)	8.403	8.426	302,016	
Toluene-d8 (IS)		10.913	10.931	797,769	
Toluene	Toluene-d8 (IS)	11.002	11.020	857,875	
Ethylbenzene	Toluene-d8 (IS)	13.133	13.151	203,218	
m-/p-Xylenes	Toluene-d8 (IS)	13.305	13.341	438,141	
o-Xylene	Toluene-d8 (IS)	13.798	13.809	167,181	

benzene-d6 (IS)

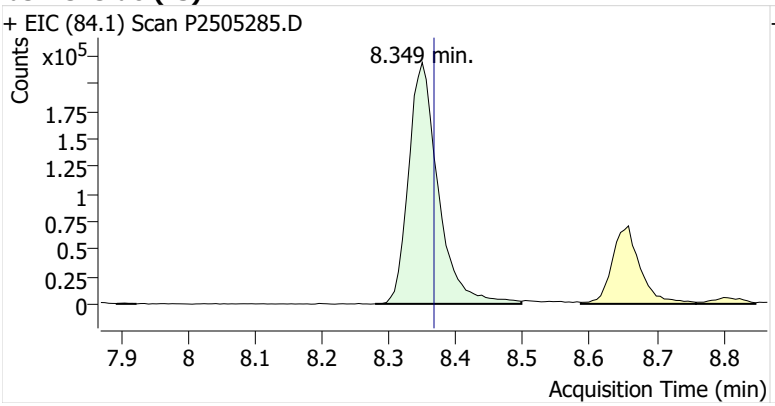

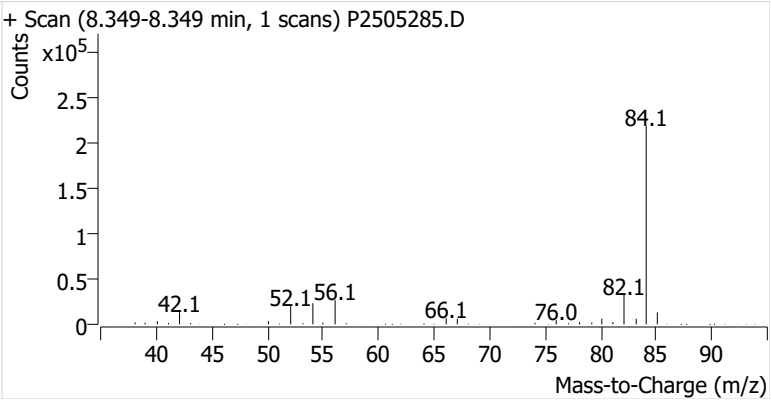

Benzene

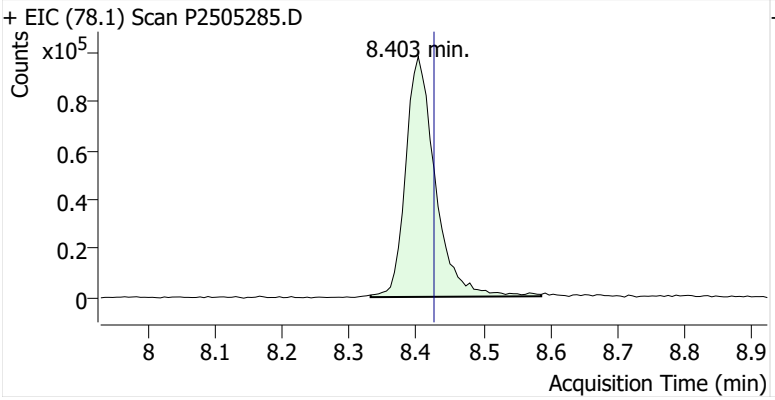

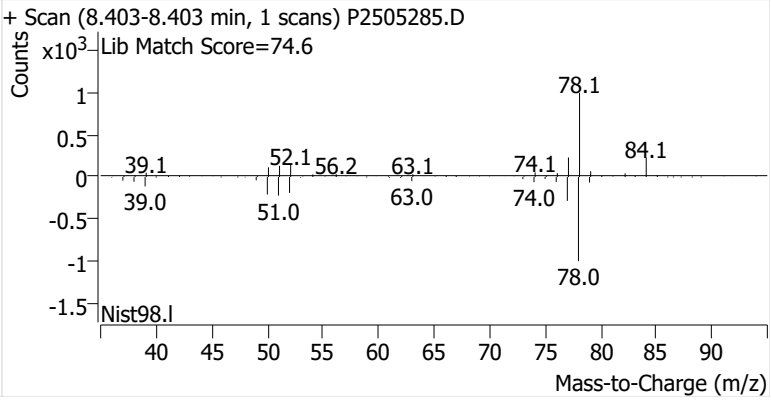

Toluene-d8 (IS)

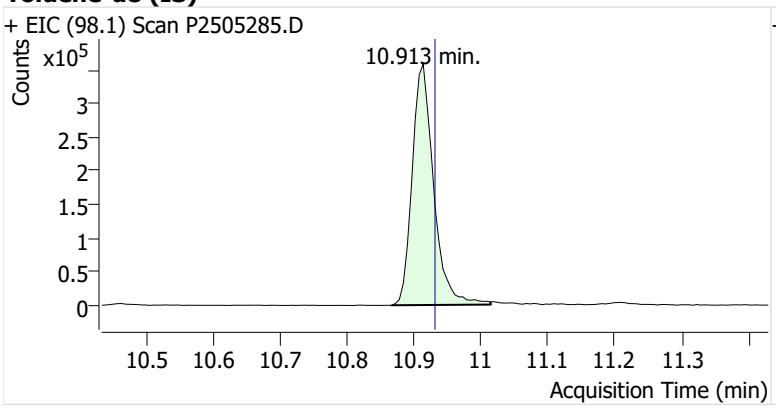

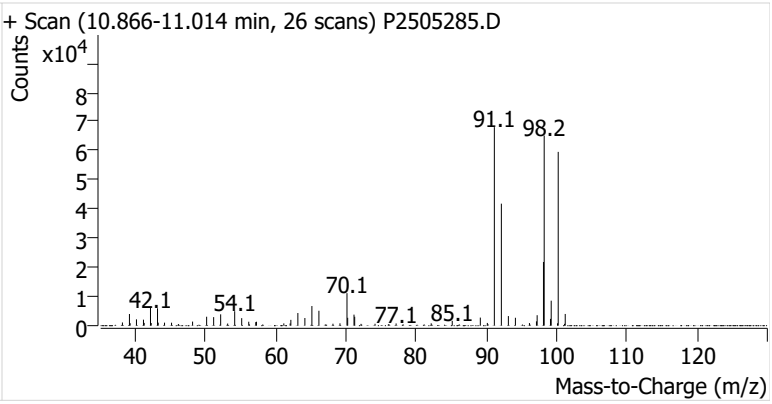

Toluene

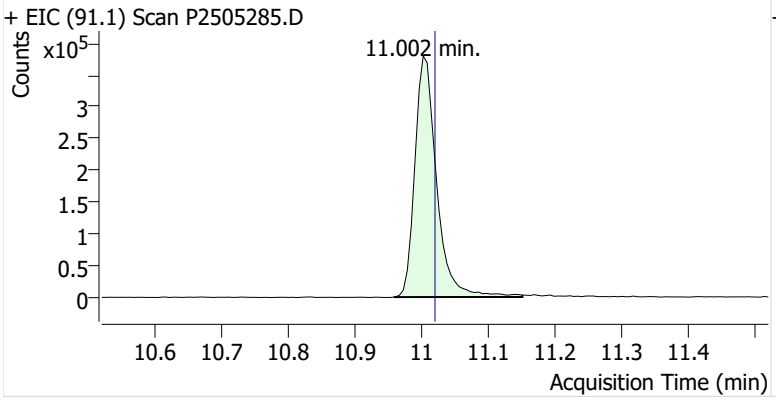

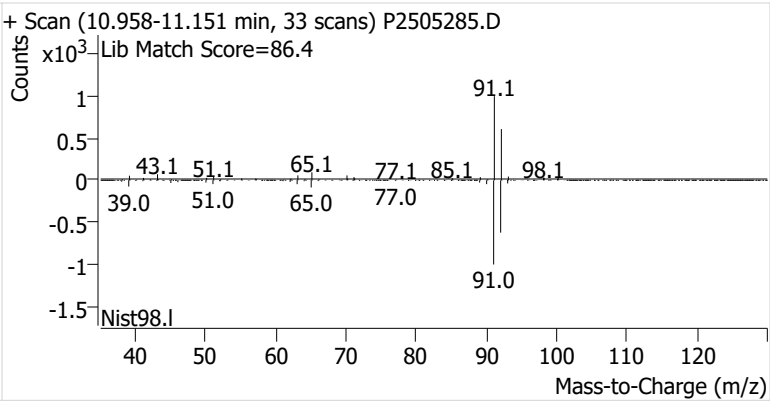

Ethylbenzene

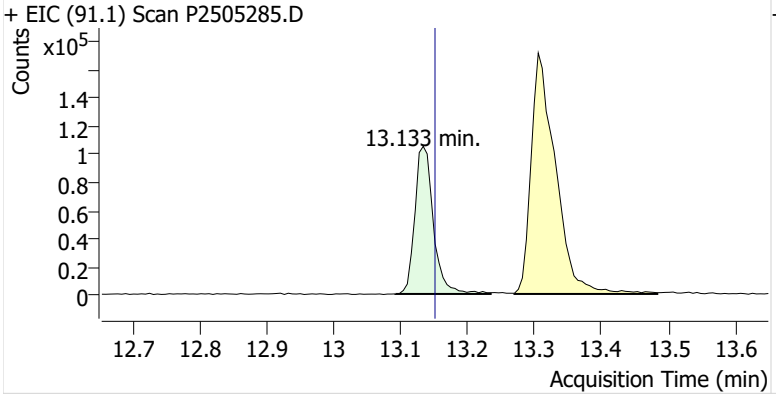

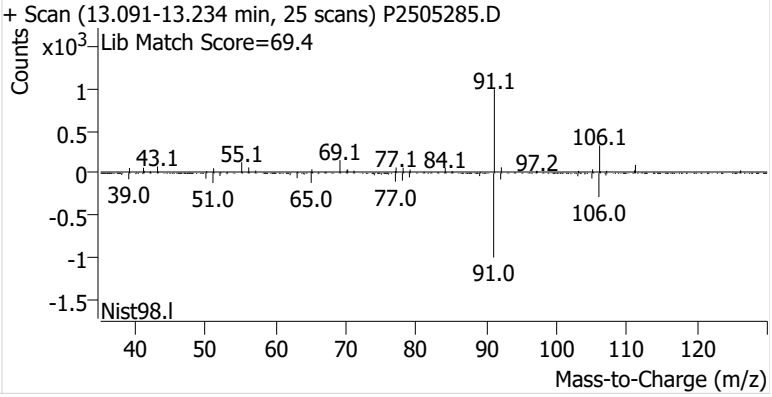

m-/p-Xylenes

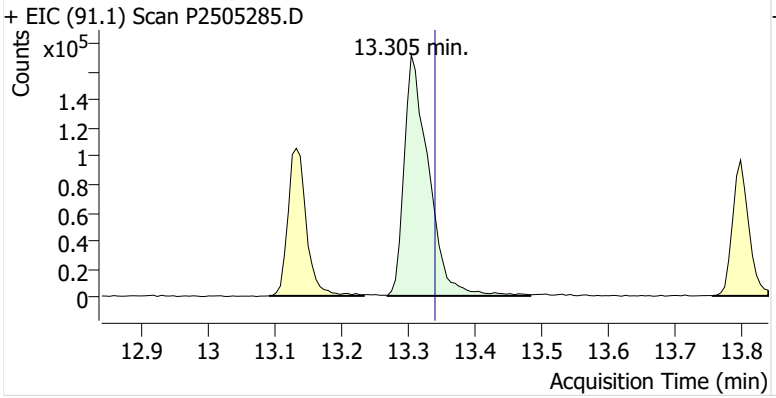

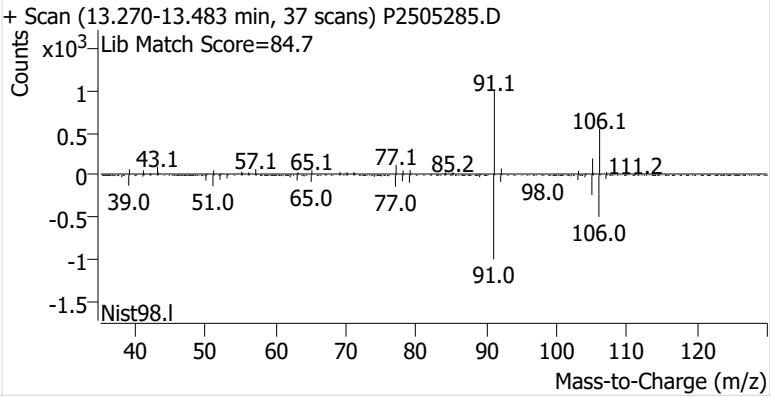

o-Xylene

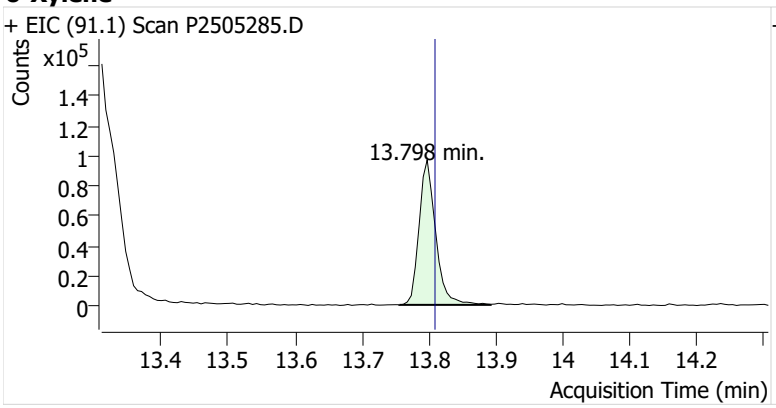
+ EIC (91.1) Scan P2505285.D
Counts
x10^5
1.4
1.2
1
0.8
0.6
0.4
0.2
0
13.798 min.
13.4
13.5
13.6
13.7
13.8
13.9
14
14.1
14.2
Acquisition Time (min)

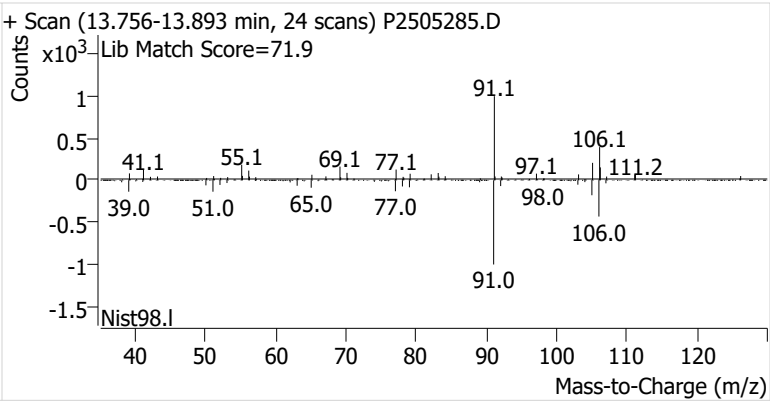
+ Scan (13.756-13.893 min, 24 scans) P2505285.D
Counts
x10^3
Lib Match Score=71.9
1
0.5
0
-0.5
-1
-1.5
91.1
106.1
41.1
55.1
69.1
77.1
97.1
111.2
39.0
51.0
65.0
77.0
98.0
106.0
91.0
Nist98.l
40
50
60
70
80
90
100
110
120
Mass-to-Charge (m/z)

Name	CGOSP-6-S-20250729
Comment	C32749
Data File	P2505286.D
Acq. Date-Time	8/19/2025 11:03:59 PM
Acq. Method File	M325B-TD35
Tube Sorbent	Carbopack X
Analyze Quant Version	12.1
Report Quant Version	12.1

Sample Chromatogram

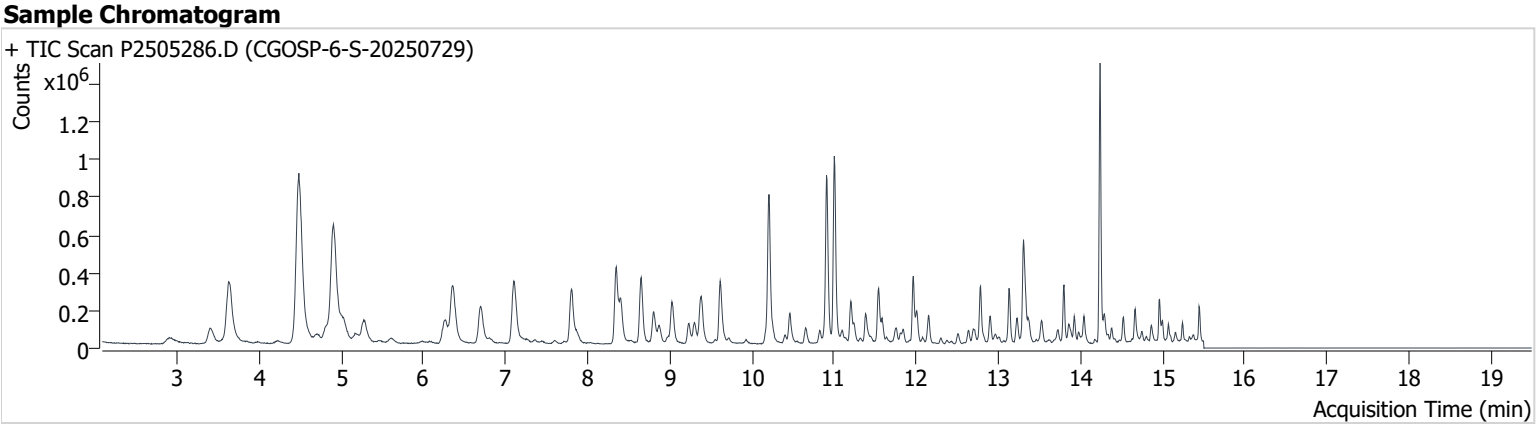

Name	ISTD	RT	ICAL RT	Resp.	Int. Flag
benzene-d6 (IS)		8.349	8.367	645,737	
Benzene	benzene-d6 (IS)	8.402	8.426	330,901	
Toluene-d8 (IS)		10.907	10.931	787,418	
Toluene	Toluene-d8 (IS)	11.002	11.020	917,515	
Ethylbenzene	Toluene-d8 (IS)	13.133	13.151	228,773	
m-/p-Xylenes	Toluene-d8 (IS)	13.305	13.341	490,405	
o-Xylene	Toluene-d8 (IS)	13.798	13.809	182,536	

benzene-d6 (IS)

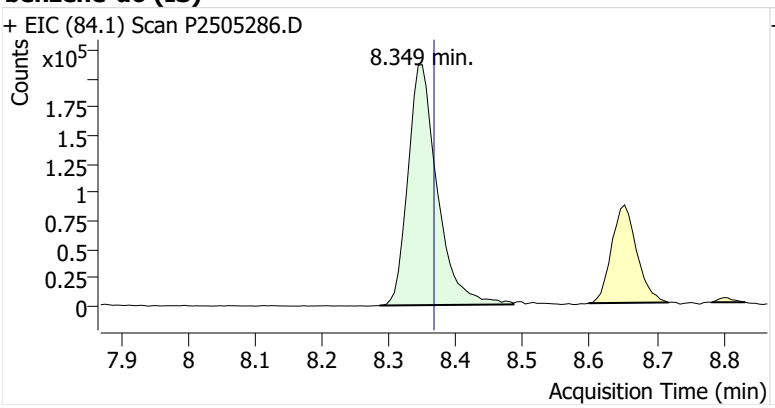

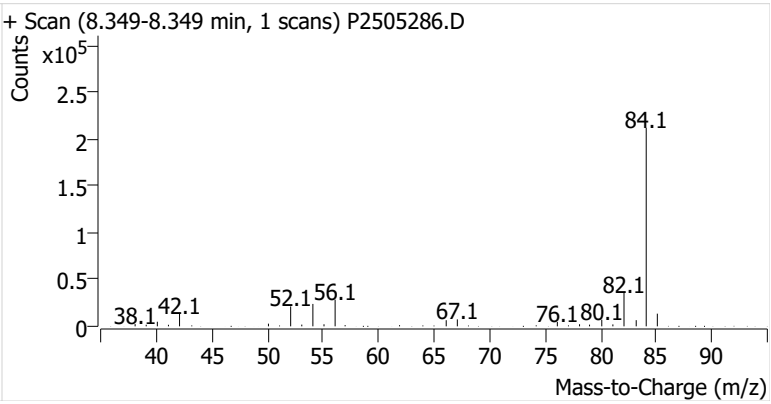

Benzene

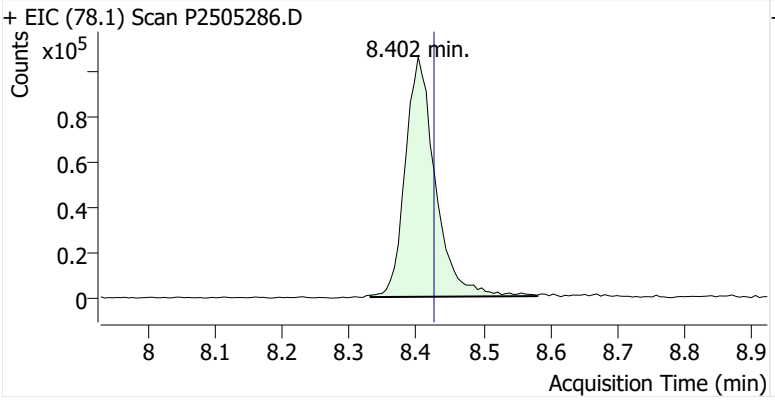

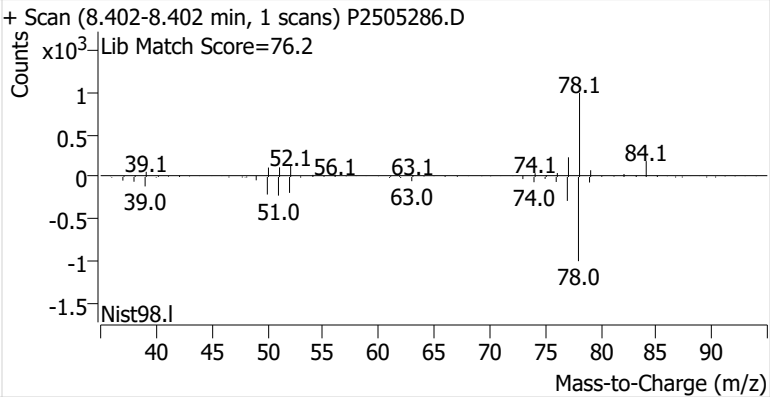

Toluene-d8 (IS)

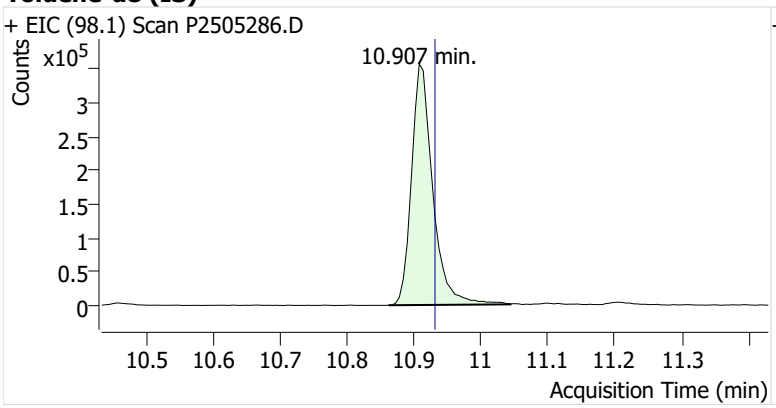

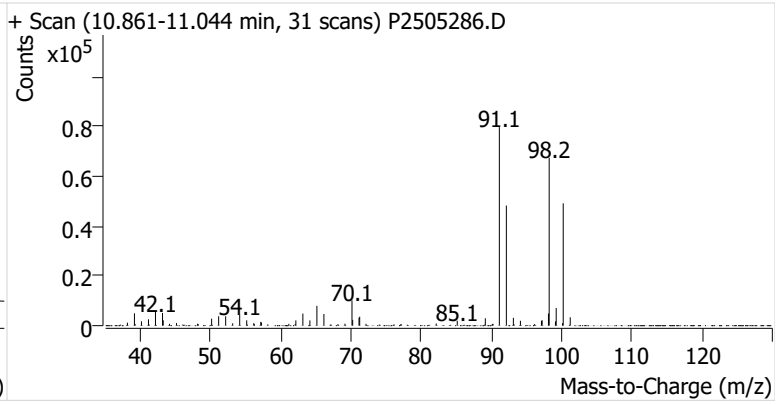

Toluene

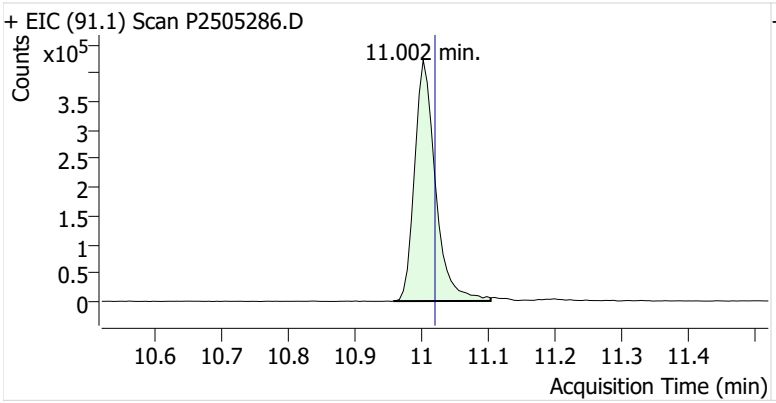

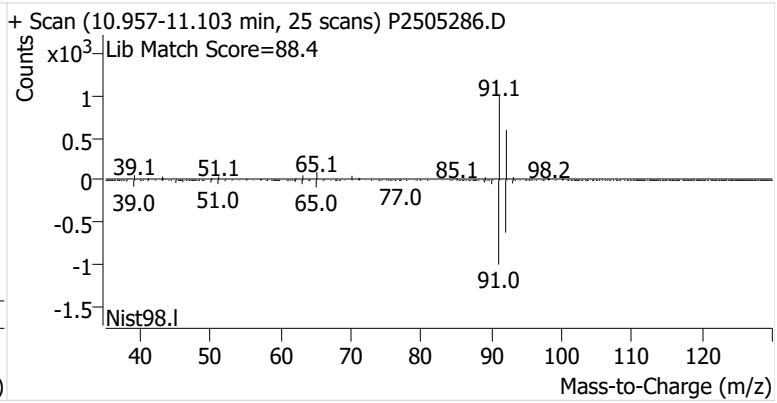

Ethylbenzene

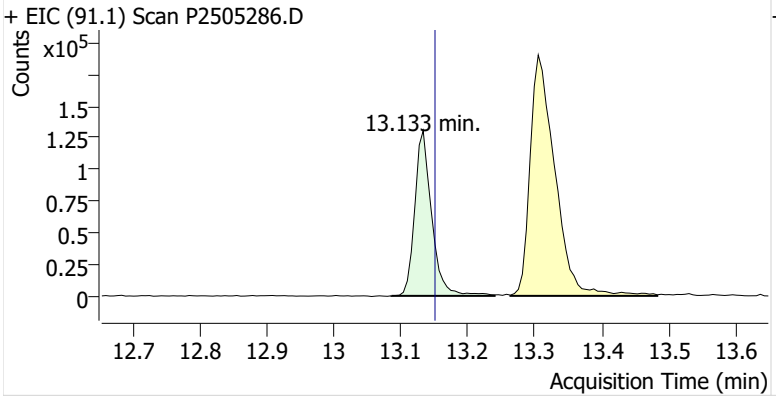

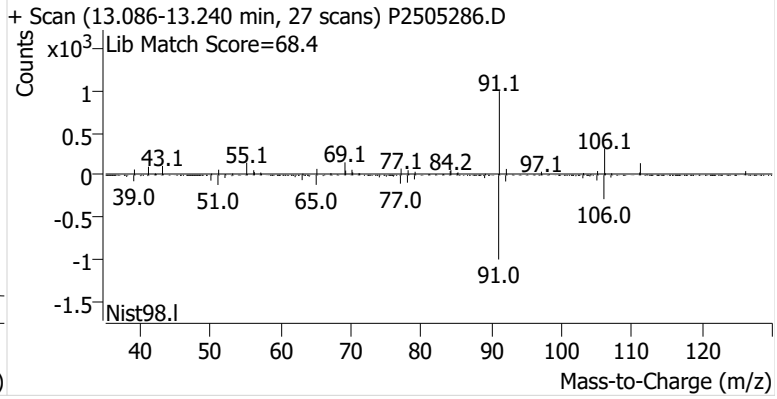

m-/p-Xylenes

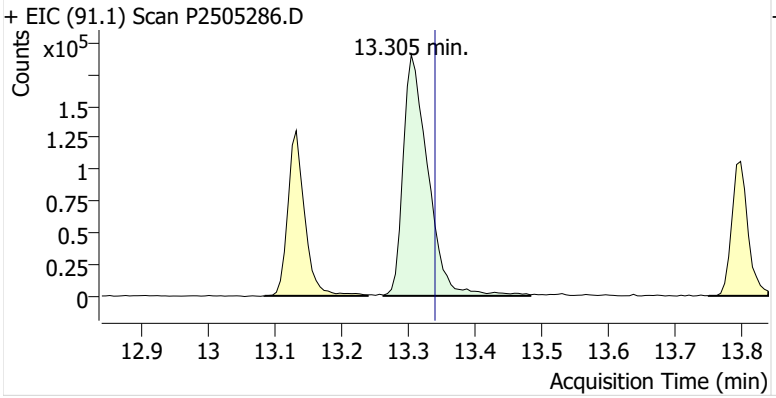

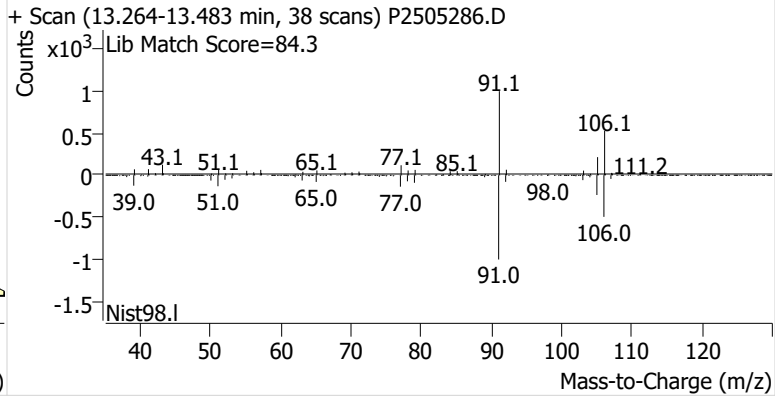

o-Xylene

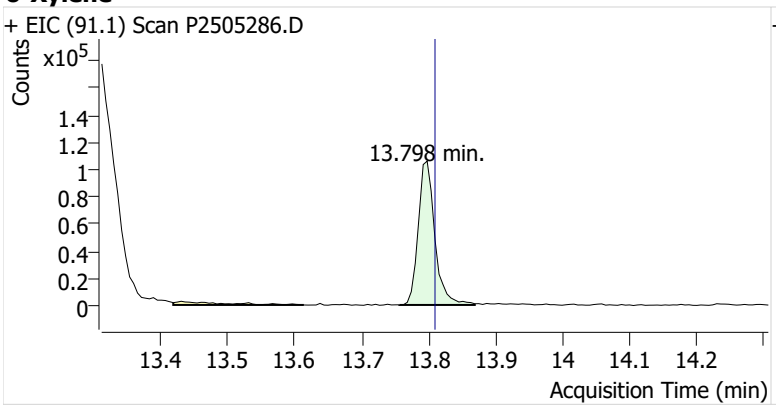
+ EIC (91.1) Scan P2505286.D
Counts
x10^5
1.4
1.2
1
0.8
0.6
0.4
0.2
0
13.798 min.
13.4
13.5
13.6
13.7
13.8
13.9
14
14.1
14.2
Acquisition Time (min)

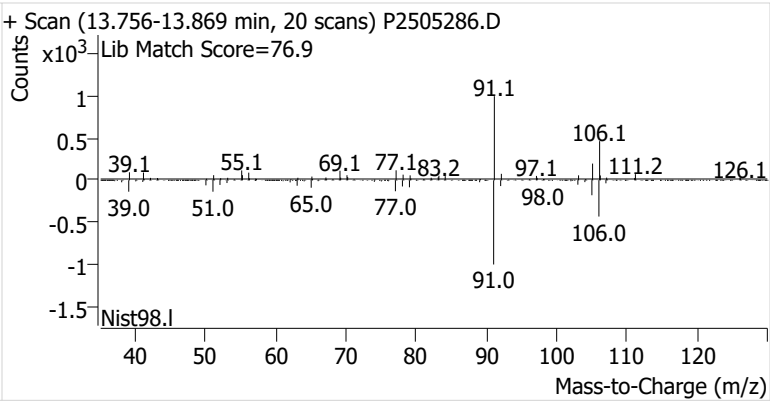
+ Scan (13.756-13.869 min, 20 scans) P2505286.D
Counts
x10^3
Lib Match Score=76.9
1
0.5
0
-0.5
-1
-1.5
91.1
106.1
39.1
55.1
69.1
77.1
83.2
97.1
111.2
126.1
39.0
51.0
65.0
77.0
98.0
106.0
91.0
Nist98.l
40
50
60
70
80
90
100
110
120
Mass-to-Charge (m/z)

Name	CGOSP-7-S-20250729
Comment	C55312
Data File	P2505287.D
Acq. Date-Time	8/19/2025 11:41:17 PM
Acq. Method File	M325B-TD35
Tube Sorbent	Carbopack X
Analyze Quant Version	12.1
Report Quant Version	12.1

Sample Chromatogram

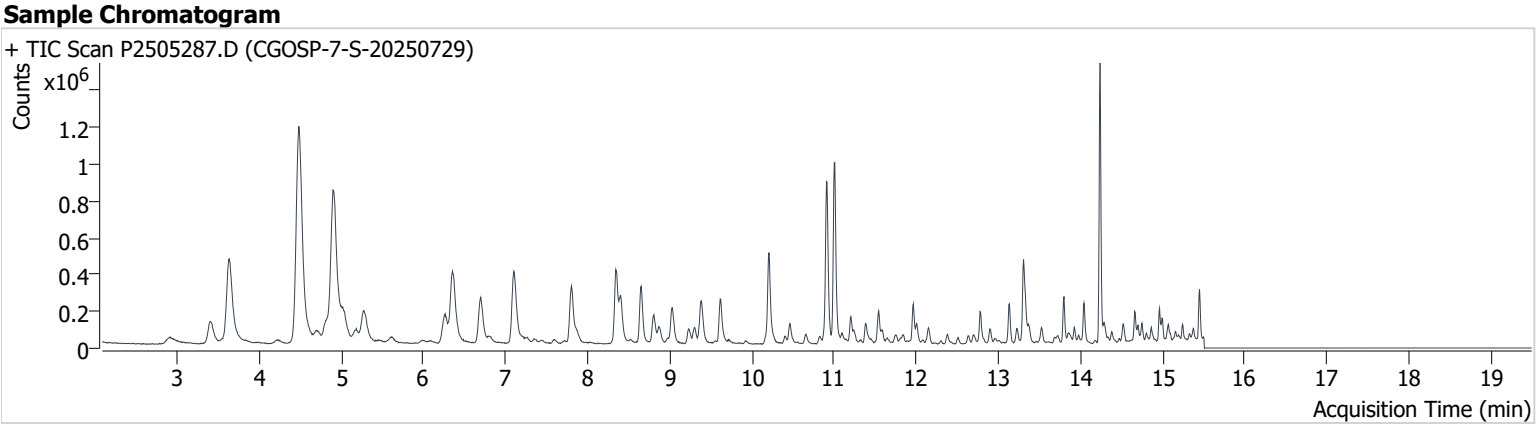

Name	ISTD	RT	ICAL RT	Resp.	Int. Flag
benzene-d6 (IS)		8.343	8.367	672,773	
Benzene	benzene-d6 (IS)	8.402	8.426	357,528	
Toluene-d8 (IS)		10.907	10.931	805,130	
Toluene	Toluene-d8 (IS)	11.002	11.020	940,298	
Ethylbenzene	Toluene-d8 (IS)	13.133	13.151	169,917	
m-/p-Xylenes	Toluene-d8 (IS)	13.305	13.341	392,065	
o-Xylene	Toluene-d8 (IS)	13.797	13.809	148,665	

benzene-d6 (IS)

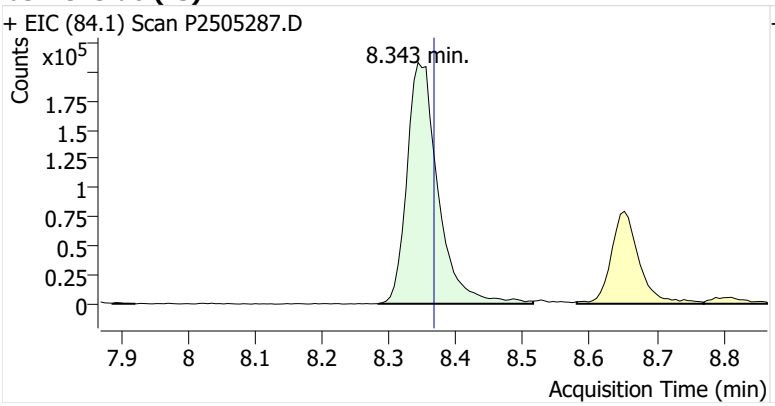

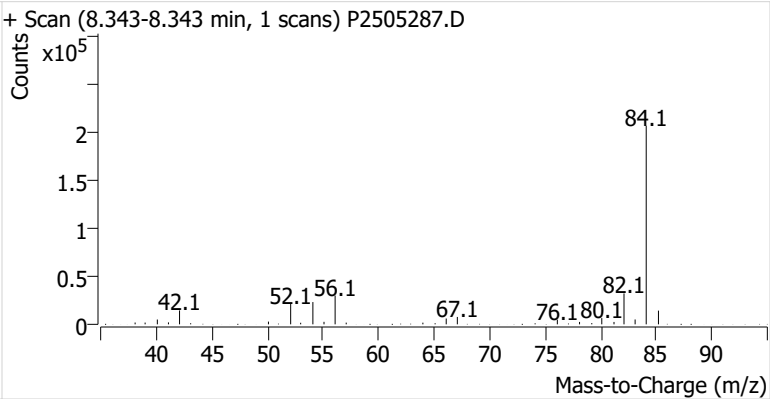

Benzene

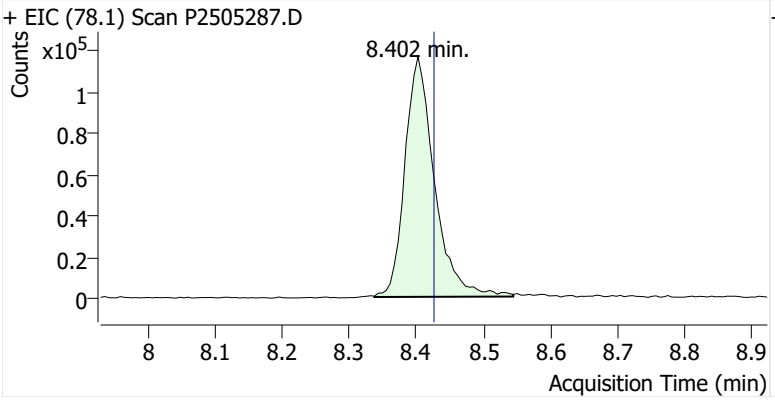

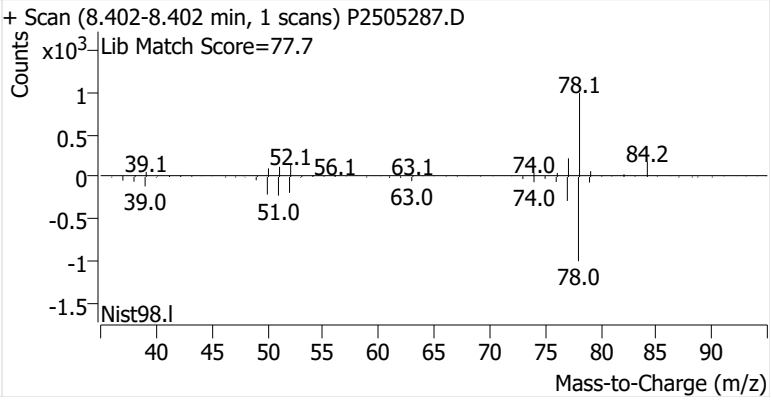

Toluene-d8 (IS)

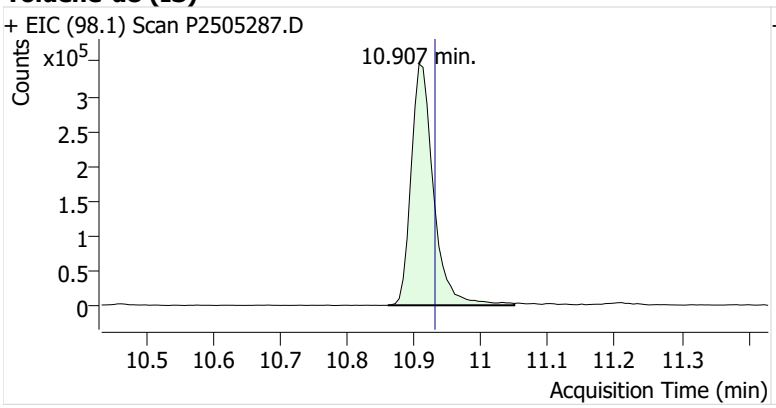

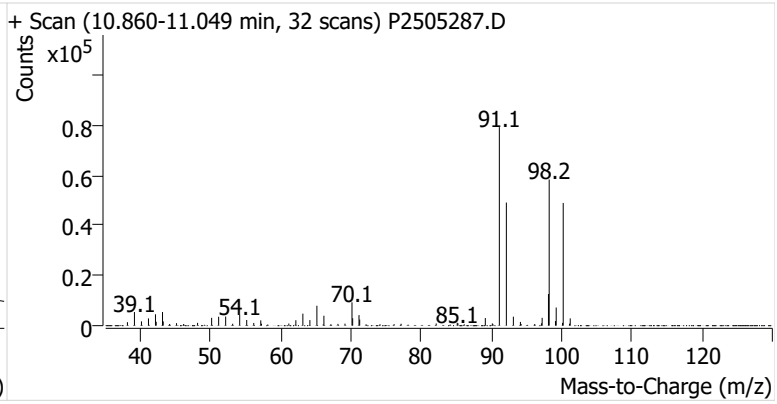

Toluene

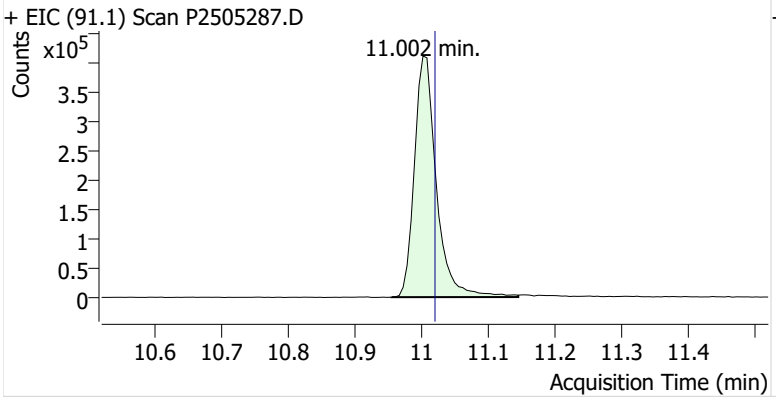

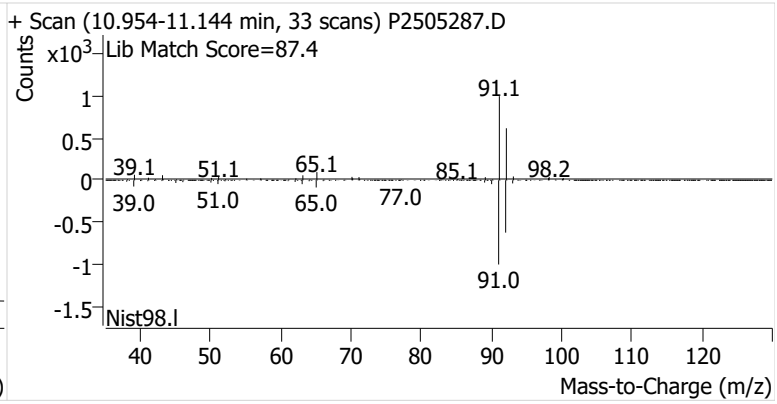

Ethylbenzene

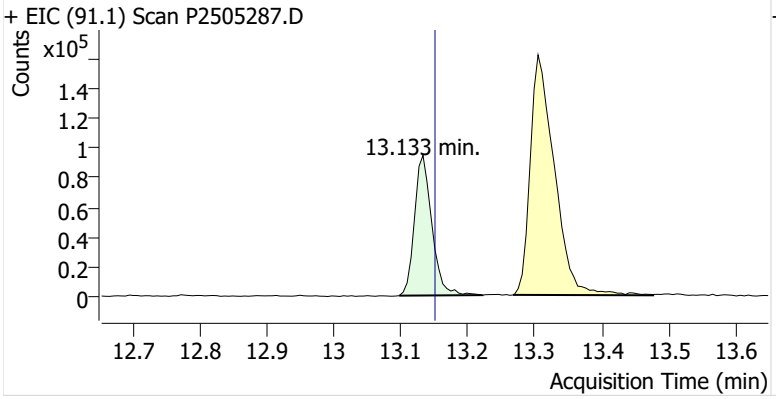

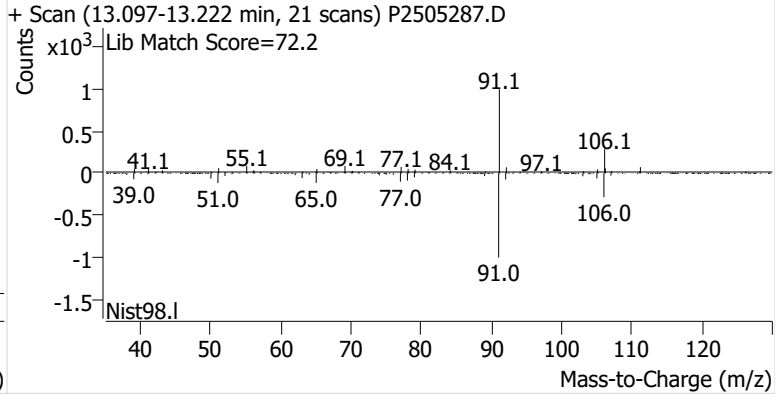

m-/p-Xylenes

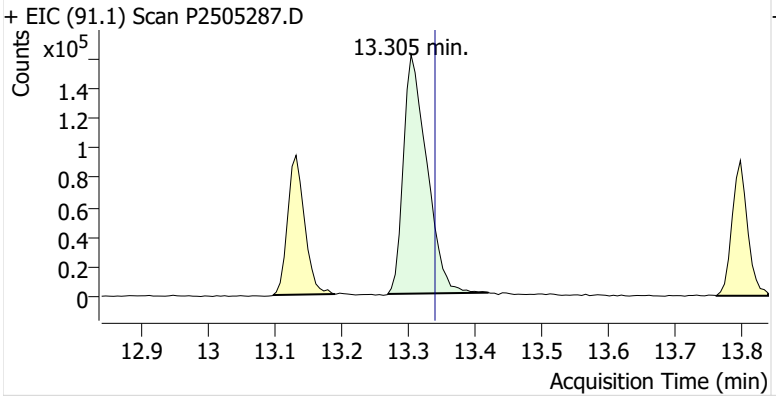

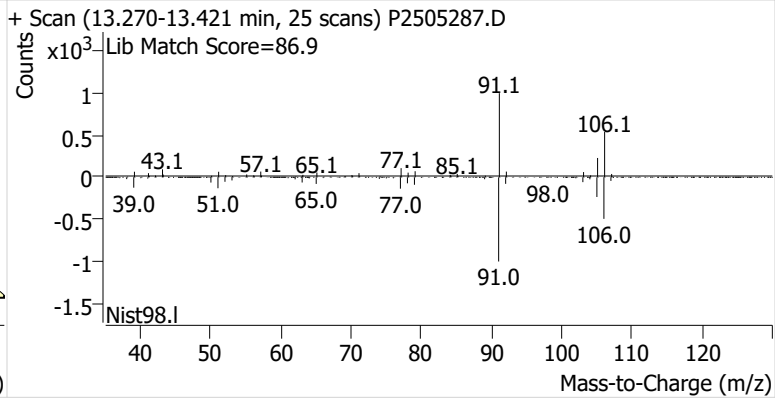

o-Xylene

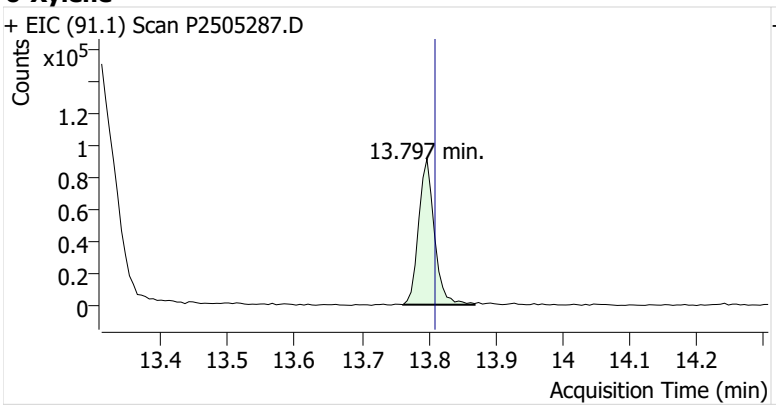
+ EIC (91.1) Scan P2505287.D
Counts
x10^5
1.2
1
0.8
0.6
0.4
0.2
0
13.797 min.
13.4 13.5 13.6 13.7 13.8 13.9 14 14.1 14.2
Acquisition Time (min)

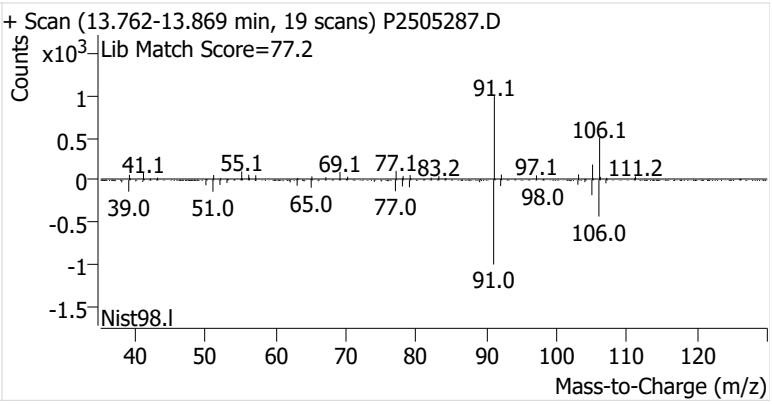
+ Scan (13.762-13.869 min, 19 scans) P2505287.D
Counts
x10^3
Lib Match Score=77.2
1
0.5
0
-0.5
-1
-1.5
91.1
106.1
41.1
55.1
69.1
77.1
83.2
97.1
111.2
39.0
51.0
65.0
77.0
98.0
106.0
91.0
Nist98.l
40 50 60 70 80 90 100 110 120
Mass-to-Charge (m/z)

Name	CGOSP-8-S-20250729
Comment	C57490
Data File	P2505288.D
Acq. Date-Time	8/20/2025 12:18:36 AM
Acq. Method File	M325B-TD35
Tube Sorbent	Carbopack X
Analyze Quant Version	12.1
Report Quant Version	12.1

Sample Chromatogram

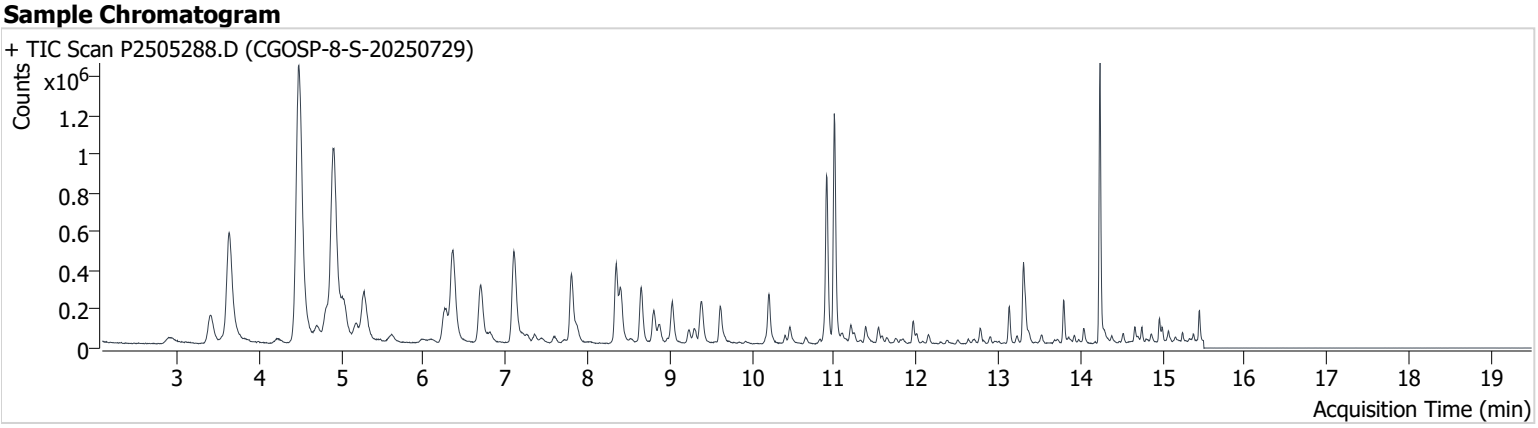

Name	ISTD	RT	ICAL RT	Resp.	Int. Flag
benzene-d6 (IS)		8.349	8.367	645,427	
Benzene	benzene-d6 (IS)	8.403	8.426	398,971	
Toluene-d8 (IS)		10.907	10.931	777,803	
Toluene	Toluene-d8 (IS)	11.002	11.020	1,092,967	
Ethylbenzene	Toluene-d8 (IS)	13.133	13.151	154,164	
m-/p-Xylenes	Toluene-d8 (IS)	13.305	13.341	394,449	
o-Xylene	Toluene-d8 (IS)	13.798	13.809	145,479	

benzene-d6 (IS)

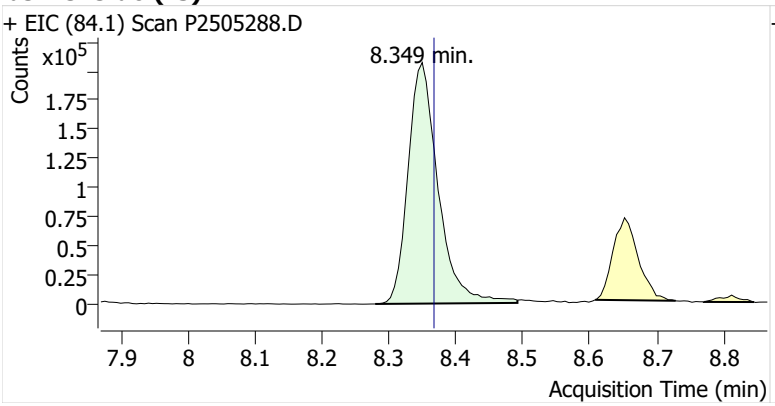

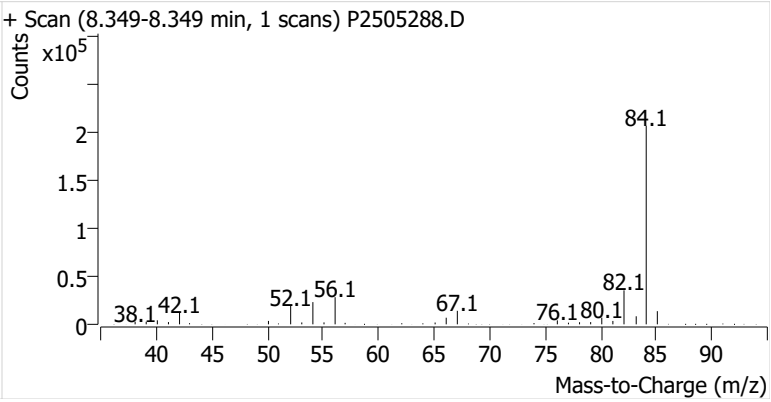

Benzene

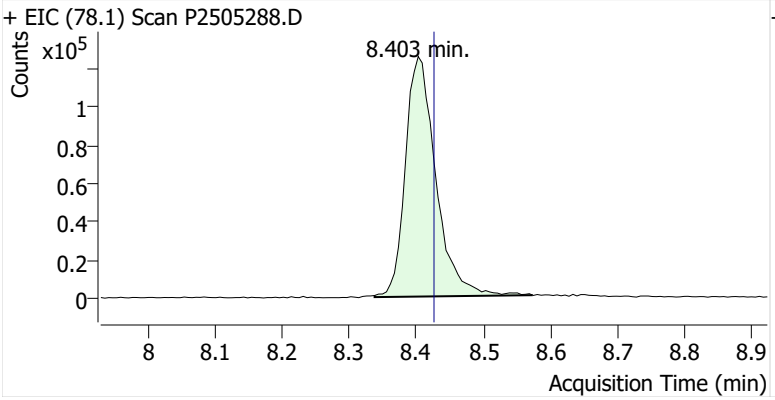

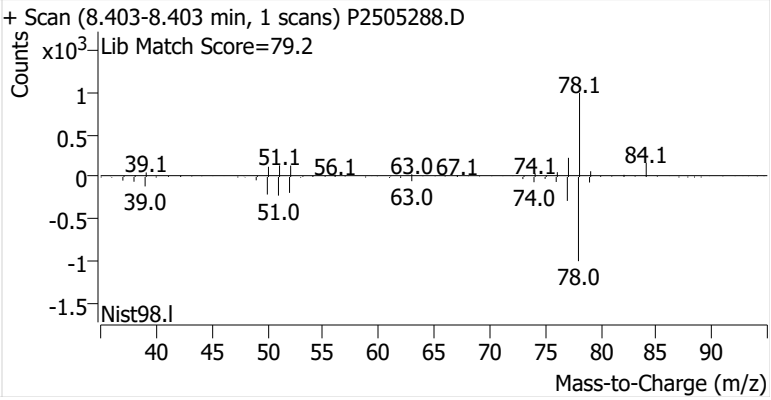

Toluene-d8 (IS)

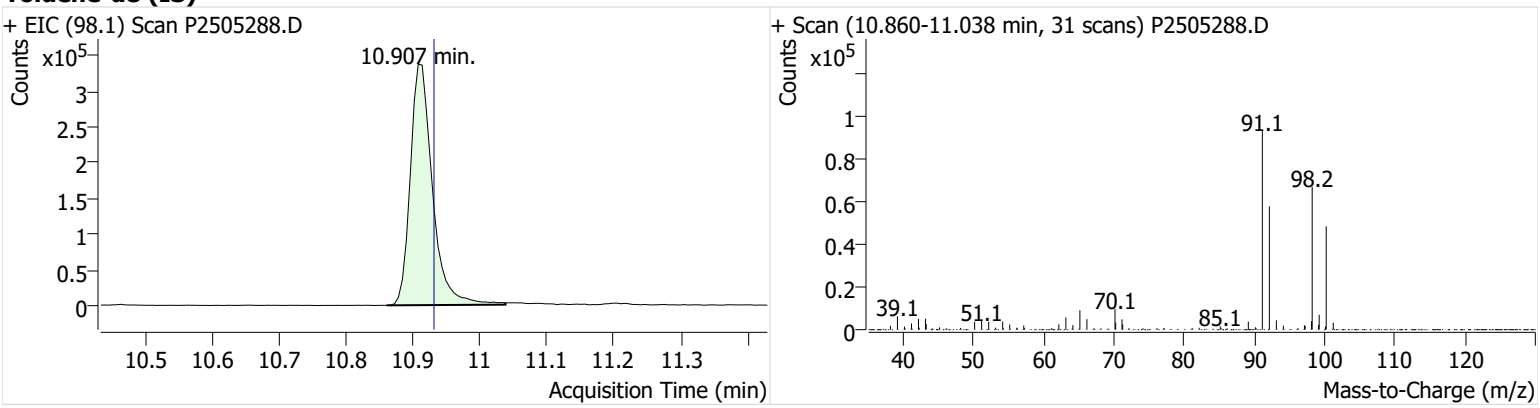

Toluene

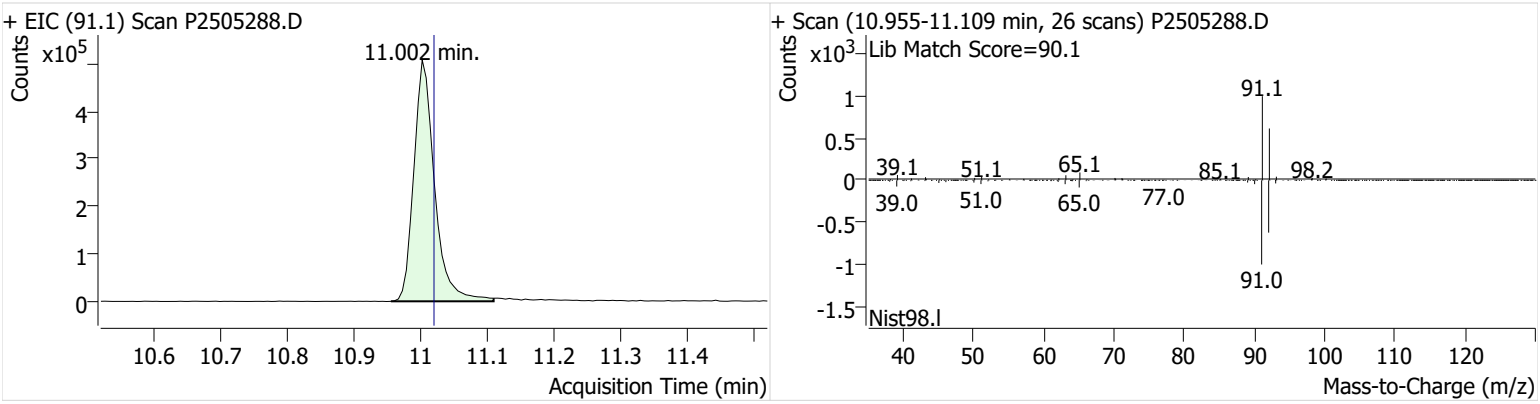

Ethylbenzene

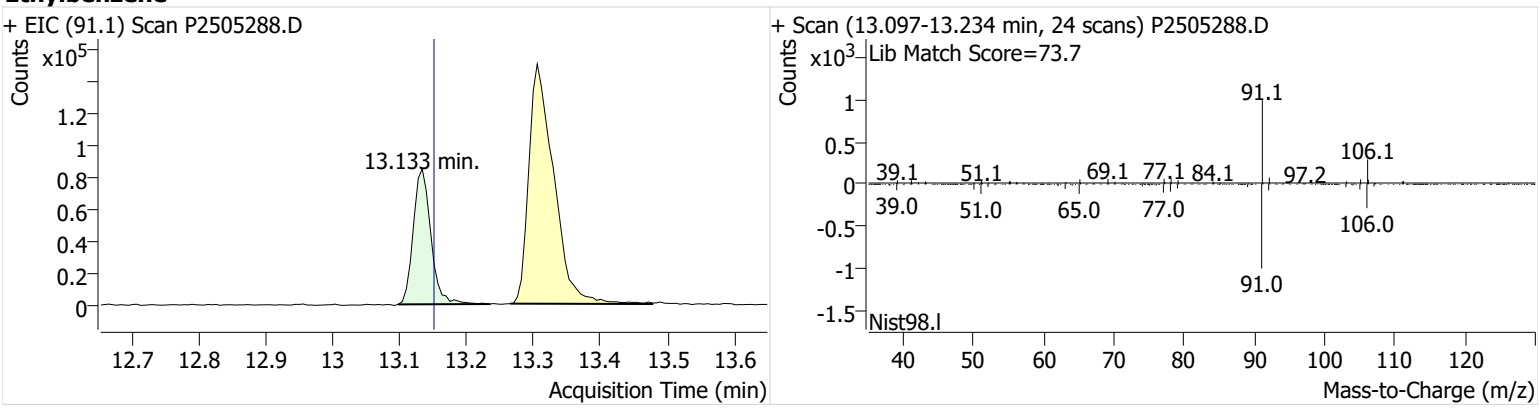

m-/p-Xylenes

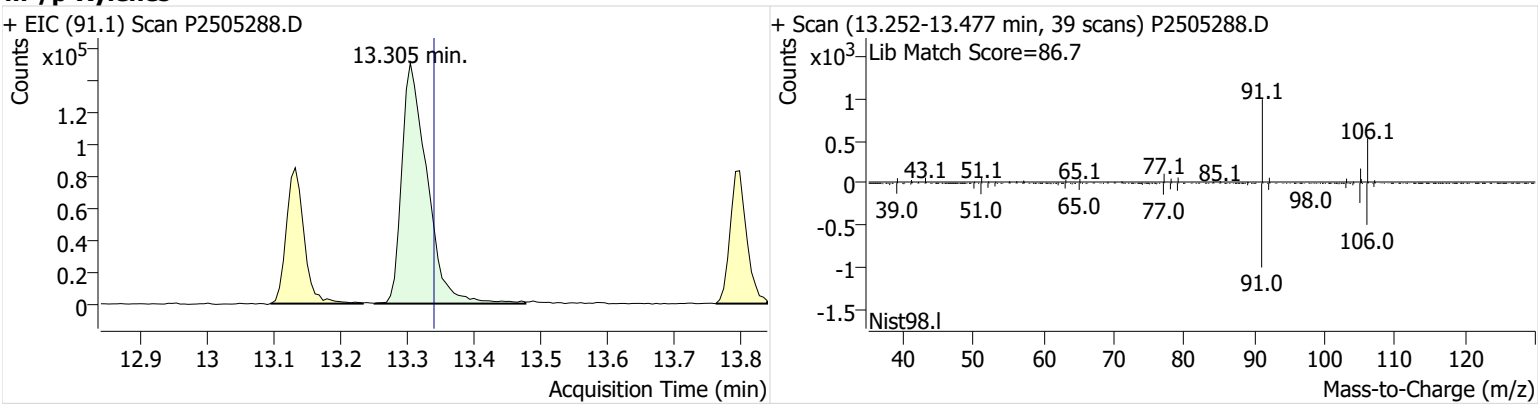

o-Xylene

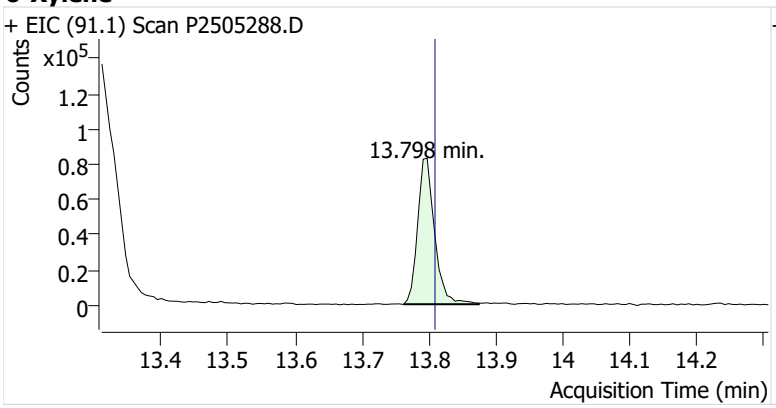
+ EIC (91.1) Scan P2505288.D
Counts
x10^5
1.2
1
0.8
0.6
0.4
0.2
0
13.798 min.
13.4
13.5
13.6
13.7
13.8
13.9
14
14.1
14.2
Acquisition Time (min)

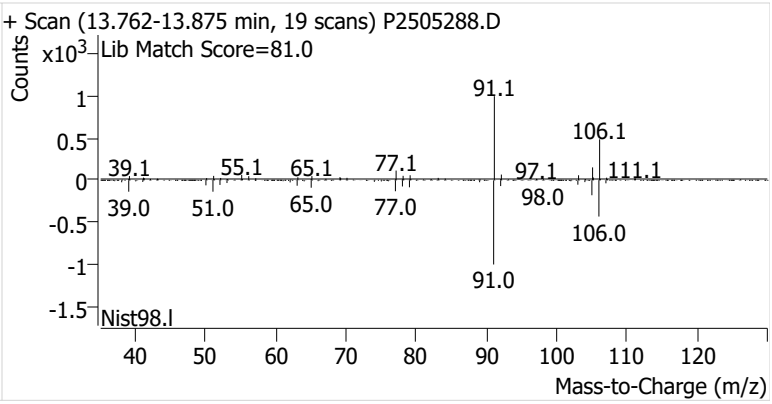
+ Scan (13.762-13.875 min, 19 scans) P2505288.D
Counts
x10^3
Lib Match Score=81.0
1
0.5
0
-0.5
-1
-1.5
91.1
106.1
39.1
55.1
65.1
77.1
97.1
111.1
39.0
51.0
65.0
77.0
98.0
106.0
91.0
Nist98.l
40
50
60
70
80
90
100
110
120
Mass-to-Charge (m/z)

Name	CGOSP-9-S-20250729
Comment	C43311
Data File	P2505289.D
Acq. Date-Time	8/20/2025 12:55:53 AM
Acq. Method File	M325B-TD35
Tube Sorbent	Carbopack X
Analyze Quant Version	12.1
Report Quant Version	12.1

Sample Chromatogram

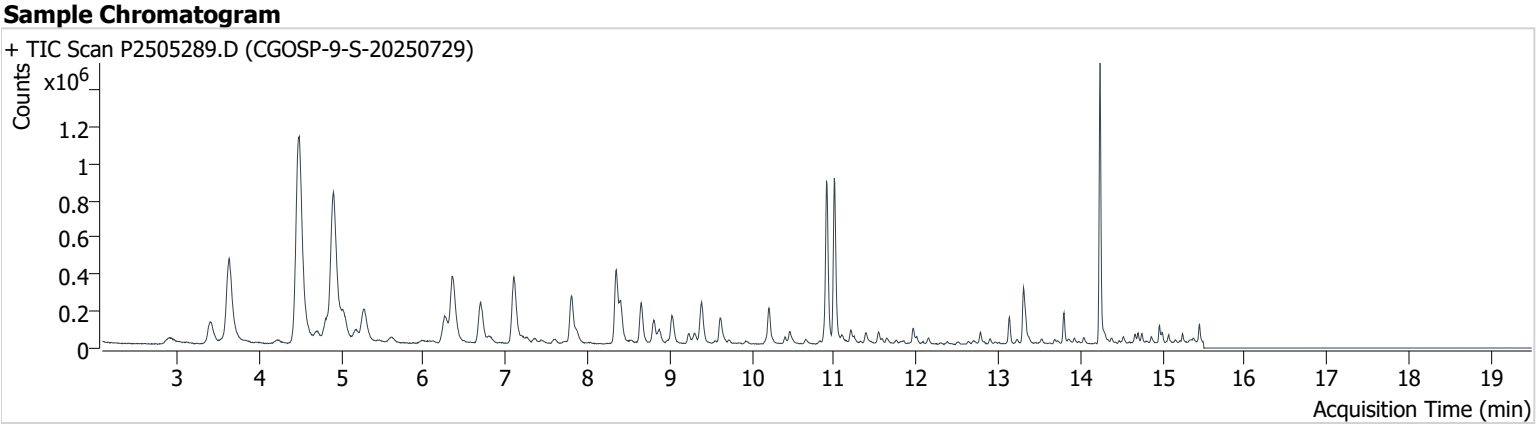

Name	ISTD	RT	ICAL RT	Resp.	Int. Flag
benzene-d6 (IS)		8.343	8.367	654,376	
Benzene	benzene-d6 (IS)	8.403	8.426	306,907	
Toluene-d8 (IS)		10.907	10.931	798,950	
Toluene	Toluene-d8 (IS)	11.002	11.020	799,664	
Ethylbenzene	Toluene-d8 (IS)	13.133	13.151	114,308	
m-/p-Xylenes	Toluene-d8 (IS)	13.305	13.341	286,800	
o-Xylene	Toluene-d8 (IS)	13.798	13.809	103,677	

benzene-d6 (IS)

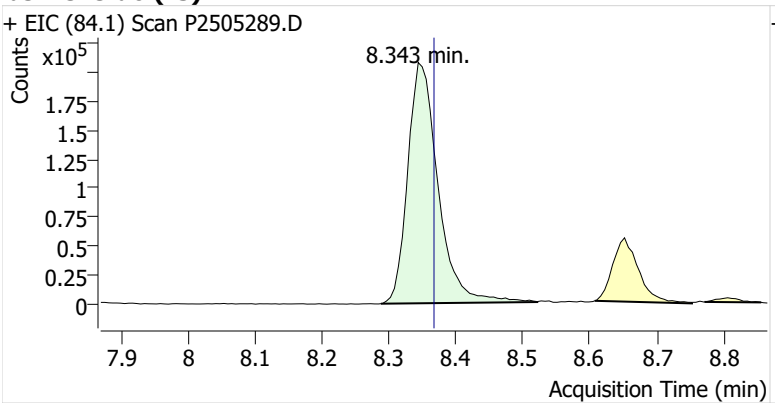

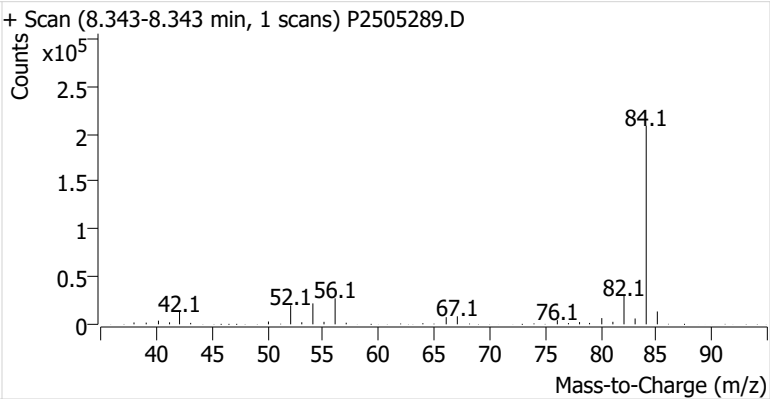

Benzene

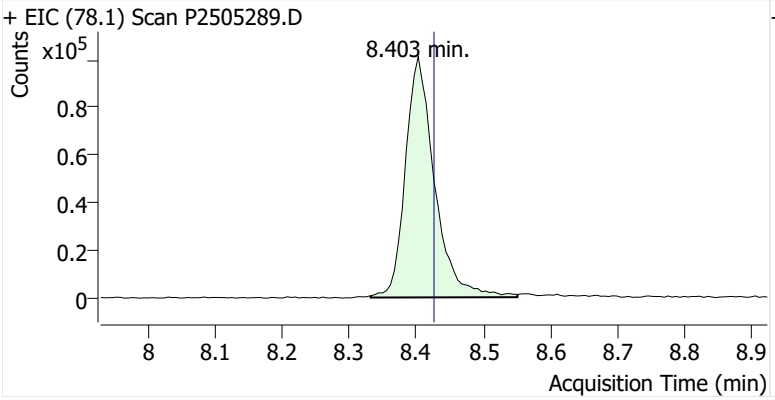

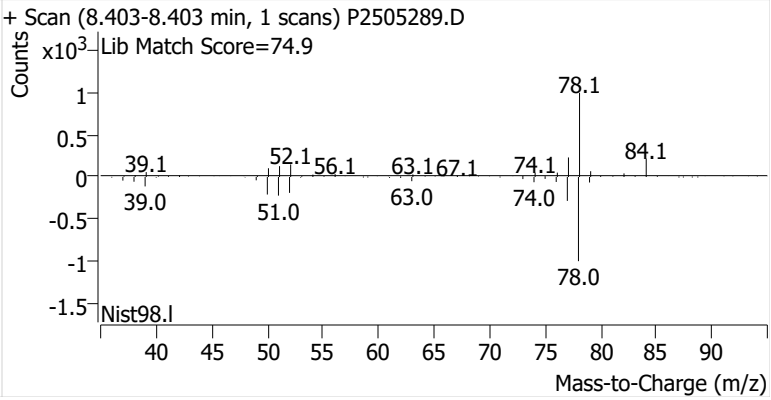

Toluene-d8 (IS)

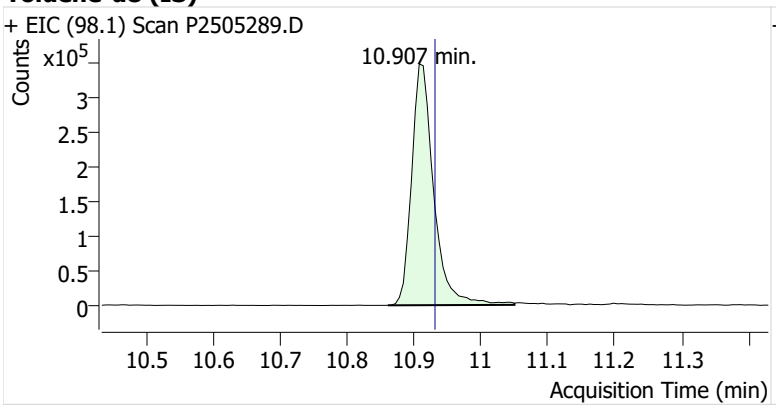

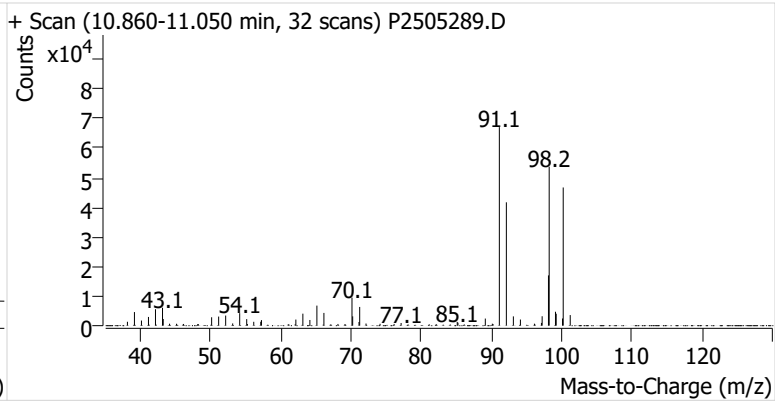

Toluene

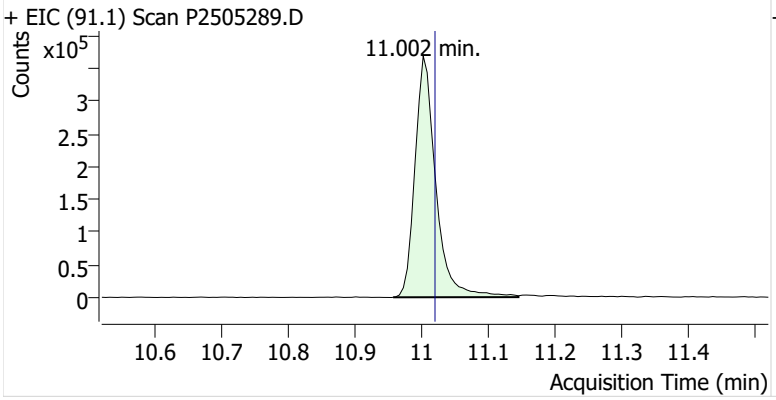

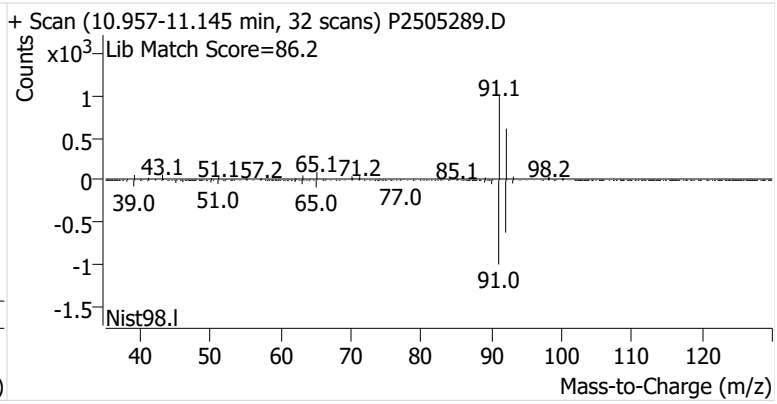

Ethylbenzene

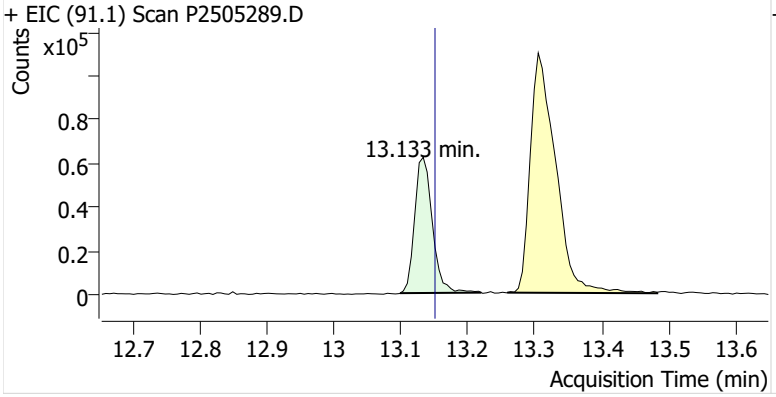

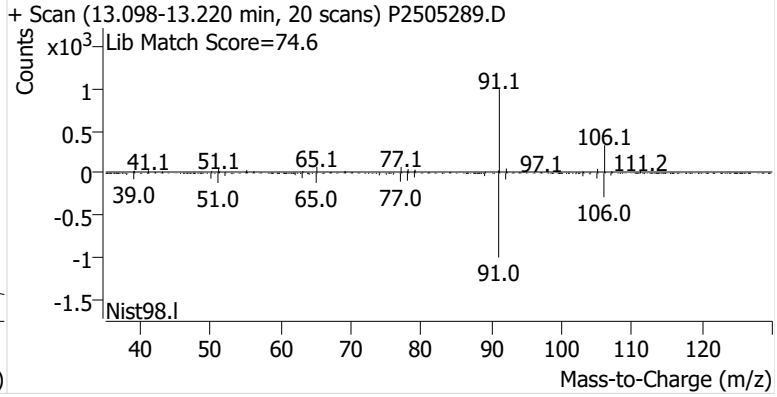

m-/p-Xylenes

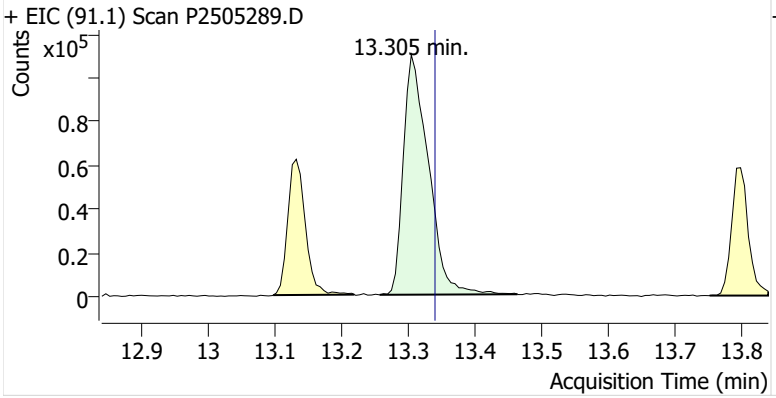

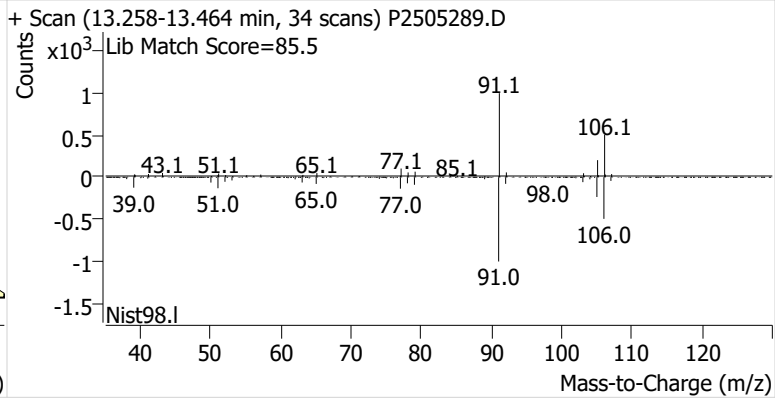

o-Xylene

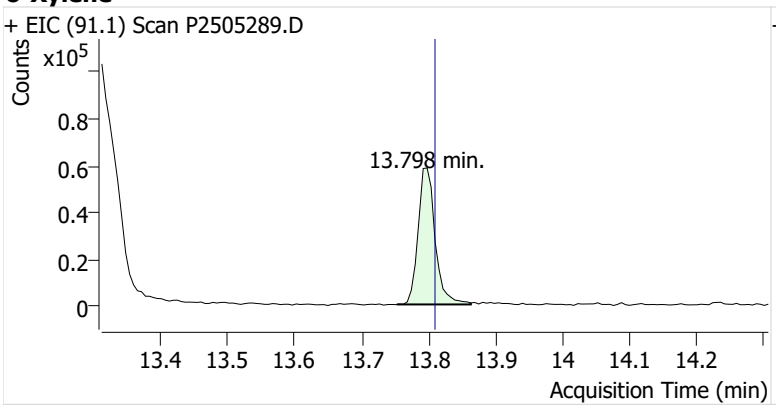
+ EIC (91.1) Scan P2505289.D
Counts
x10^5
0.8
0.6
0.4
0.2
0
13.798 min.
13.4
13.5
13.6
13.7
13.8
13.9
14
14.1
14.2
Acquisition Time (min)

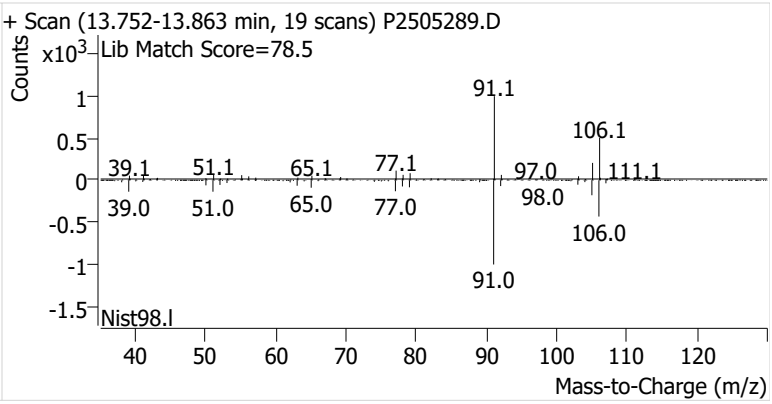
+ Scan (13.752-13.863 min, 19 scans) P2505289.D
Counts
x10^3
Lib Match Score=78.5
1
0.5
0
-0.5
-1
-1.5
91.1
106.1
39.1
51.1
65.1
77.1
97.0
111.1
39.0
51.0
65.0
77.0
98.0
106.0
91.0
Nist98.l
40
50
60
70
80
90
100
110
120
Mass-to-Charge (m/z)

Name	CGOSP-9-D-20250729
Comment	C59911
Data File	P2505291.D
Acq. Date-Time	8/20/2025 2:10:28 AM
Acq. Method File	M325B-TD35
Tube Sorbent	Carbopack X
Analyze Quant Version	12.1
Report Quant Version	12.1

Sample Chromatogram

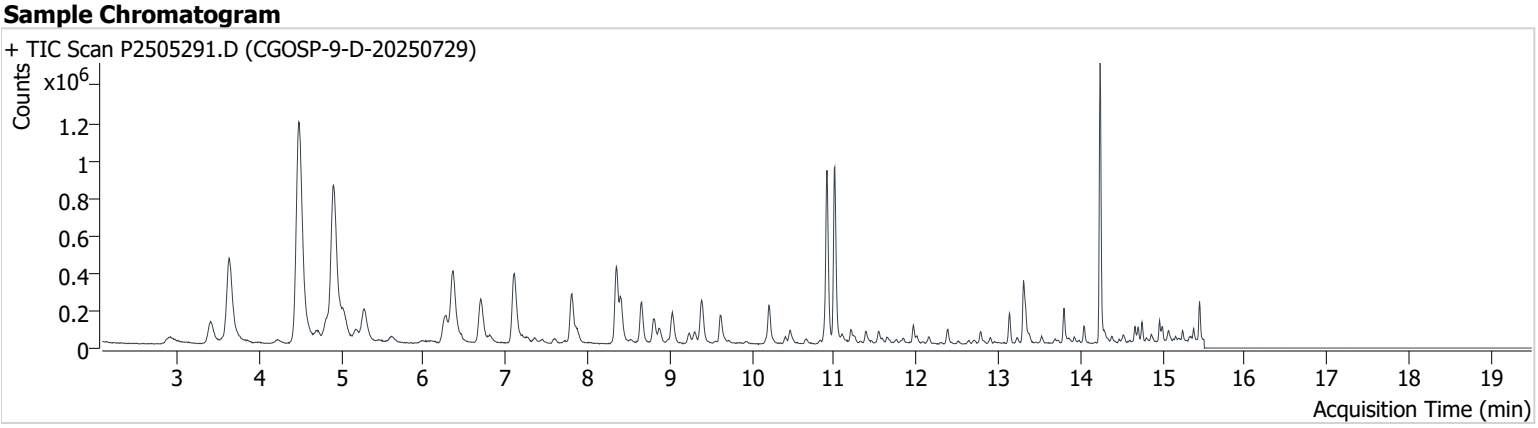

Name	ISTD	RT	ICAL RT	Resp.	Int. Flag
benzene-d6 (IS)		8.349	8.367	663,967	
Benzene	benzene-d6 (IS)	8.408	8.426	322,564	
Toluene-d8 (IS)		10.913	10.931	806,370	
Toluene	Toluene-d8 (IS)	11.002	11.020	855,309	
Ethylbenzene	Toluene-d8 (IS)	13.133	13.151	131,570	
m-/p-Xylenes	Toluene-d8 (IS)	13.305	13.341	317,014	
o-Xylene	Toluene-d8 (IS)	13.798	13.809	118,472	

benzene-d6 (IS)

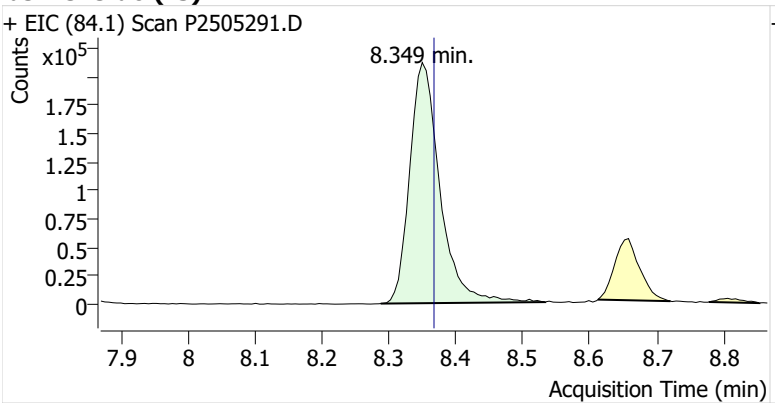

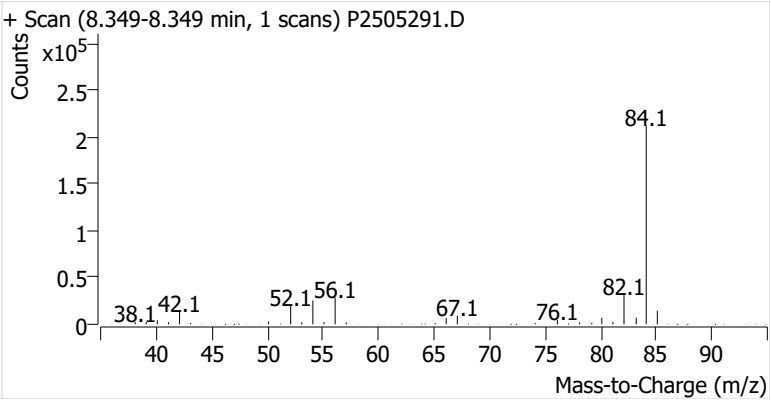

Benzene

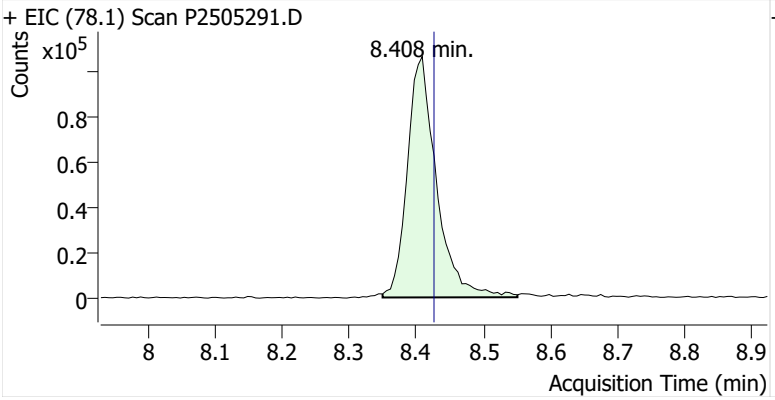

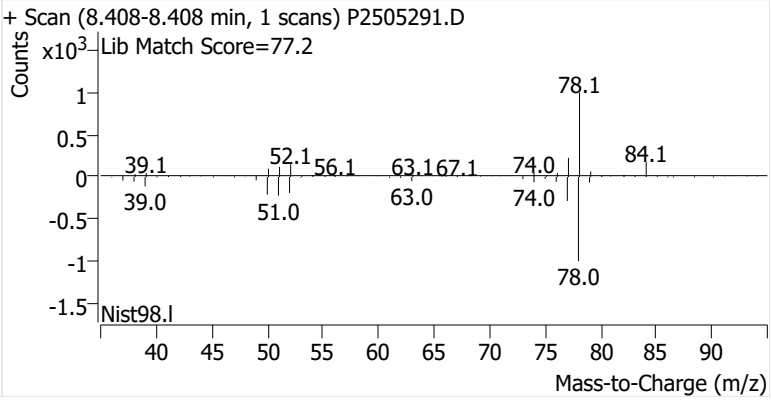

Toluene-d8 (IS)

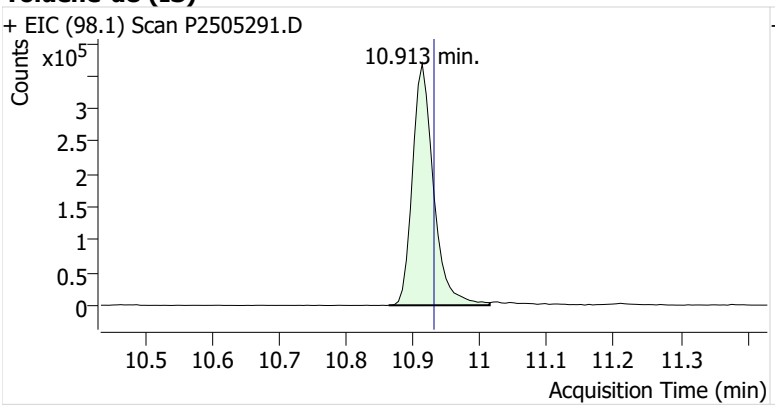

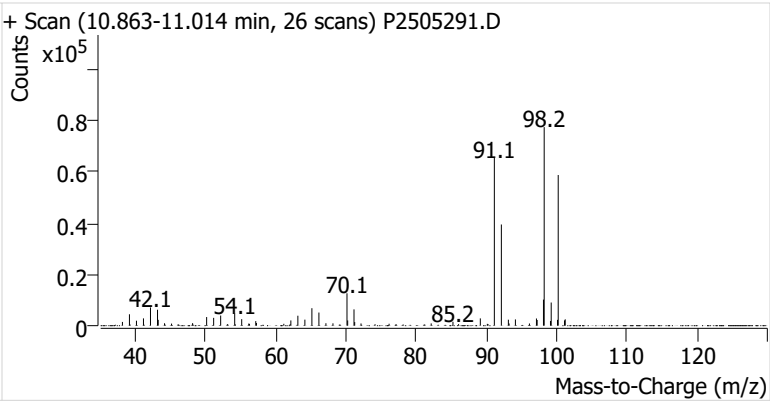

Toluene

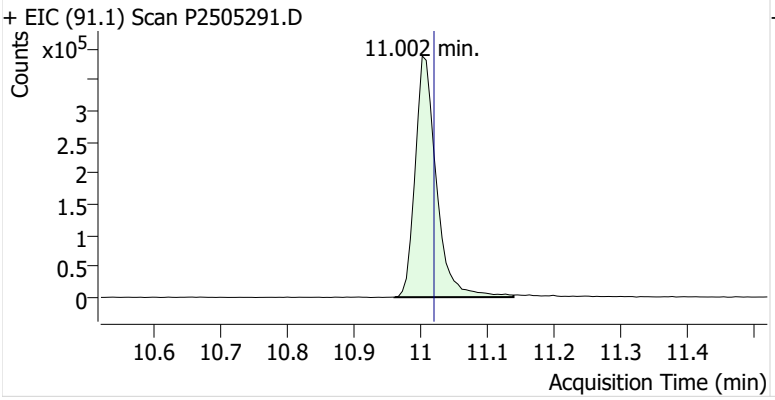

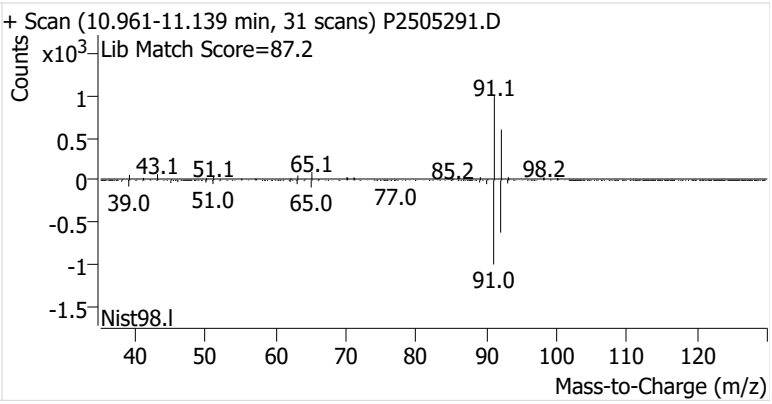

Ethylbenzene

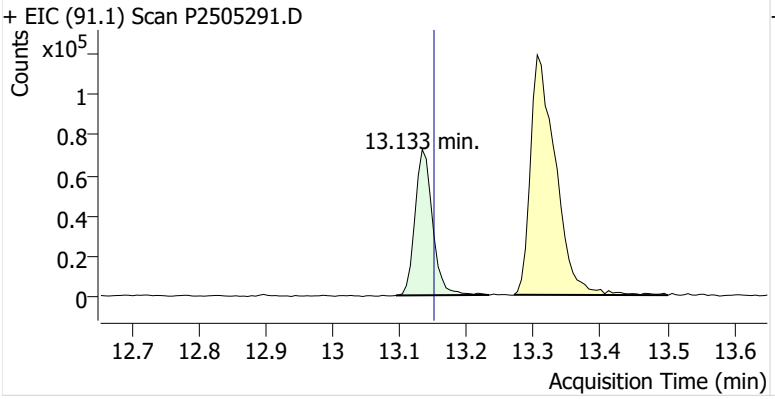

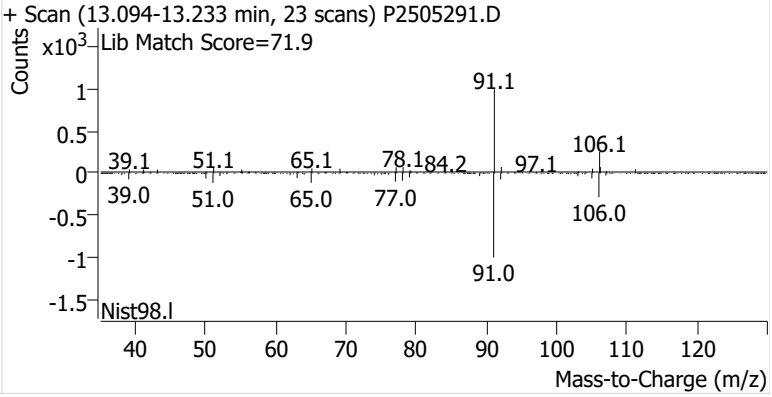

m-/p-Xylenes

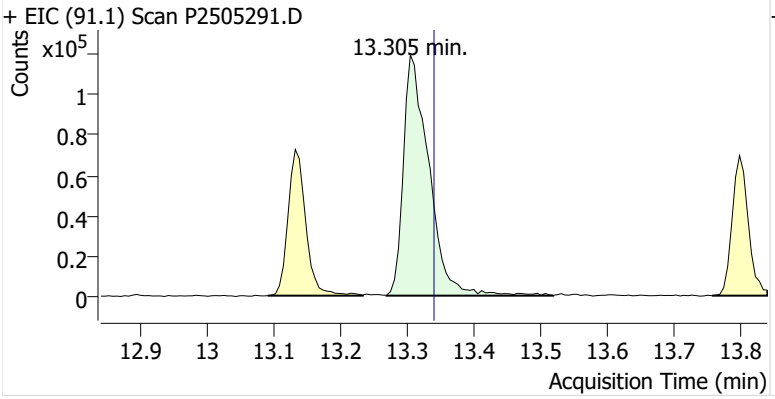

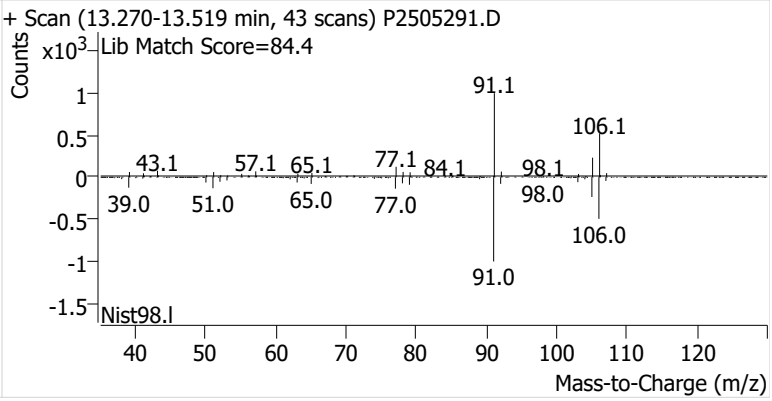

o-Xylene

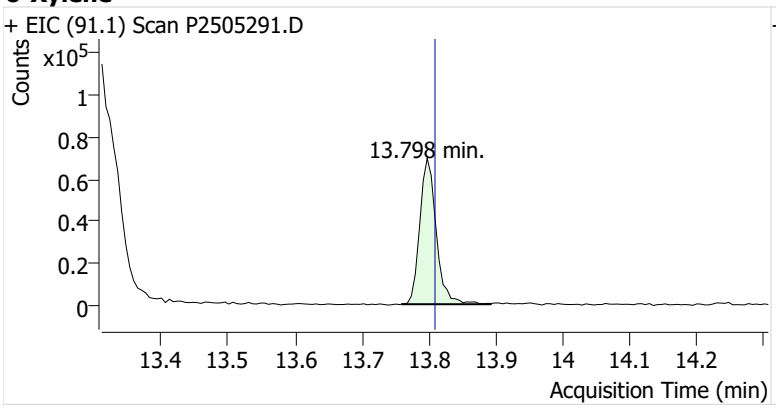
+ EIC (91.1) Scan P2505291.D
Counts
x10^5
1
0.8
0.6
0.4
0.2
0
13.798 min.
13.4
13.5
13.6
13.7
13.8
13.9
14
14.1
14.2
Acquisition Time (min)

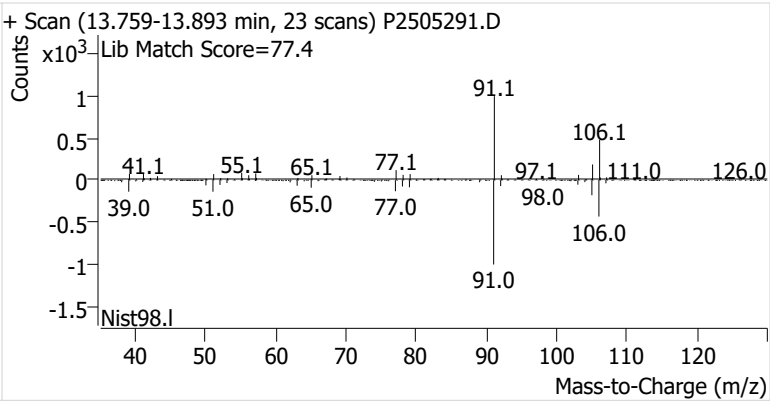
+ Scan (13.759-13.893 min, 23 scans) P2505291.D
Counts
x10^3
Lib Match Score=77.4
1
0.5
0
-0.5
-1
-1.5
91.1
106.1
41.1
55.1
65.1
77.1
97.1
111.0
126.0
39.0
51.0
65.0
77.0
98.0
106.0
91.0
Nist98.l
40
50
60
70
80
90
100
110
120
Mass-to-Charge (m/z)

Name	CGOSP-10-S-20250729
Comment	B20846
Data File	P2505292.D
Acq. Date-Time	8/20/2025 2:47:59 AM
Acq. Method File	M325B-TD35
Tube Sorbent	Carbopack X
Analyze Quant Version	12.1
Report Quant Version	12.1

Sample Chromatogram

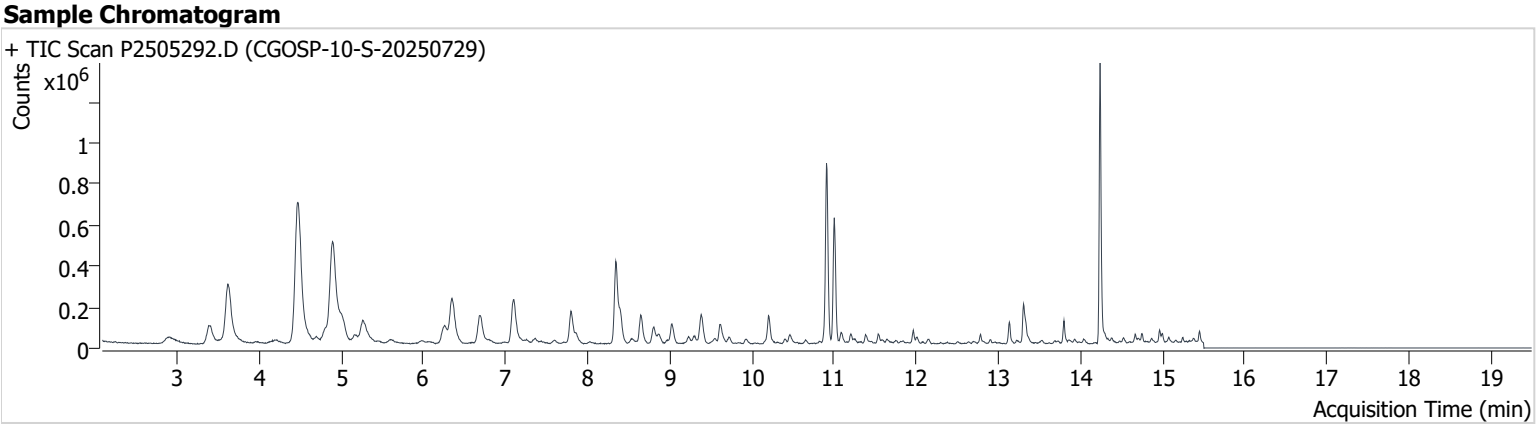

Name	ISTD	RT	ICAL RT	Resp.	Int. Flag
benzene-d6 (IS)		8.343	8.367	640,872	
Benzene	benzene-d6 (IS)	8.397	8.426	197,782	
Toluene-d8 (IS)		10.907	10.931	737,965	
Toluene	Toluene-d8 (IS)	11.002	11.020	487,254	
Ethylbenzene	Toluene-d8 (IS)	13.133	13.151	86,583	
m-/p-Xylenes	Toluene-d8 (IS)	13.305	13.341	187,822	
o-Xylene	Toluene-d8 (IS)	13.798	13.809	67,852	

benzene-d6 (IS)

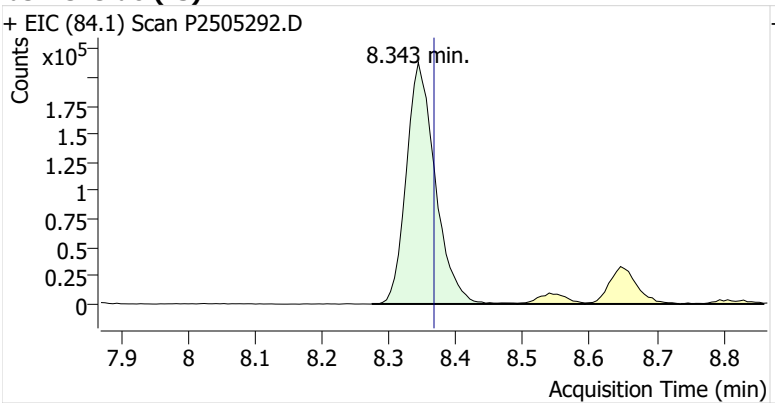

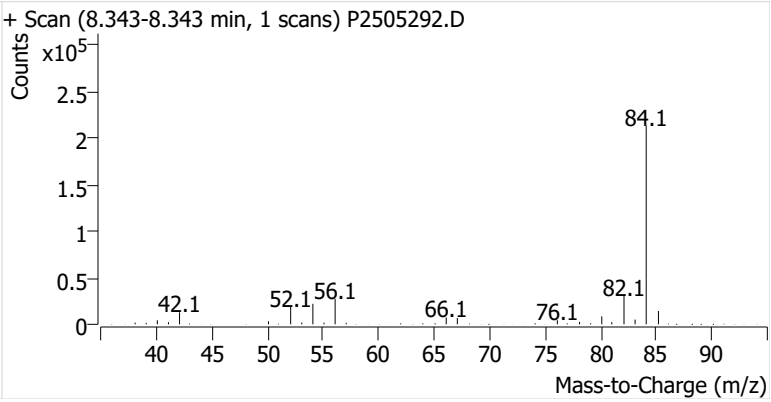

Benzene

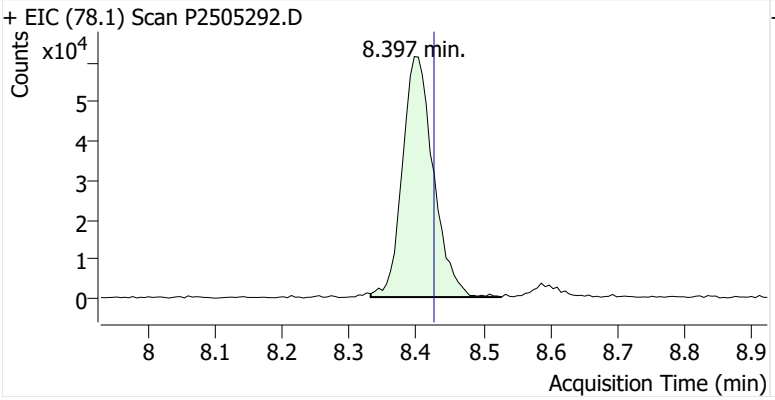

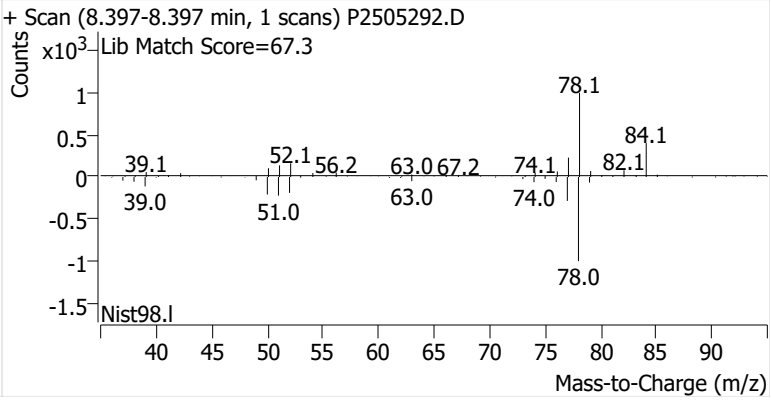

Toluene-d8 (IS)

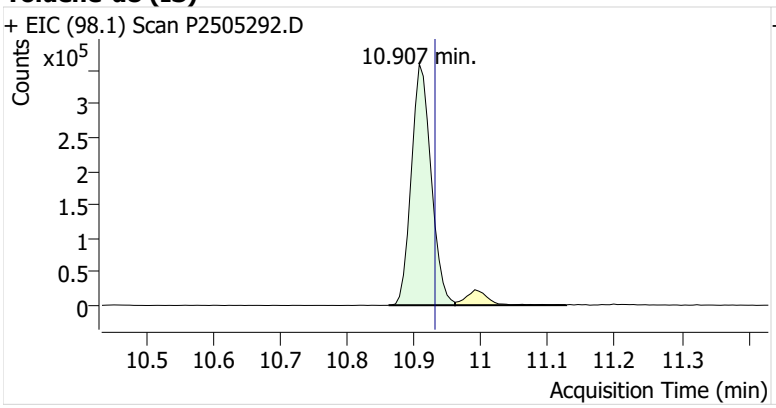

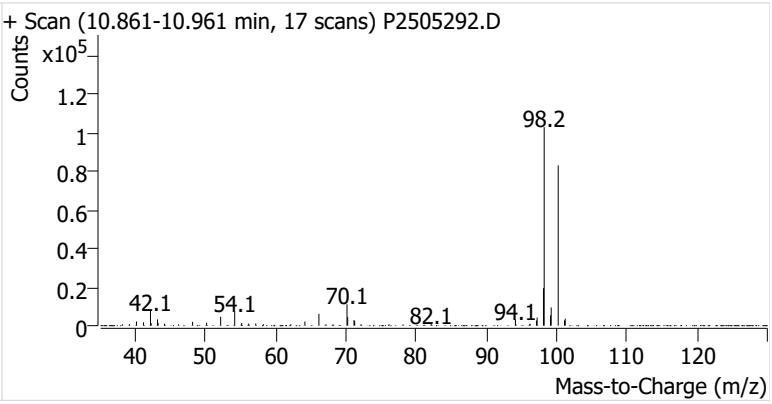

Toluene

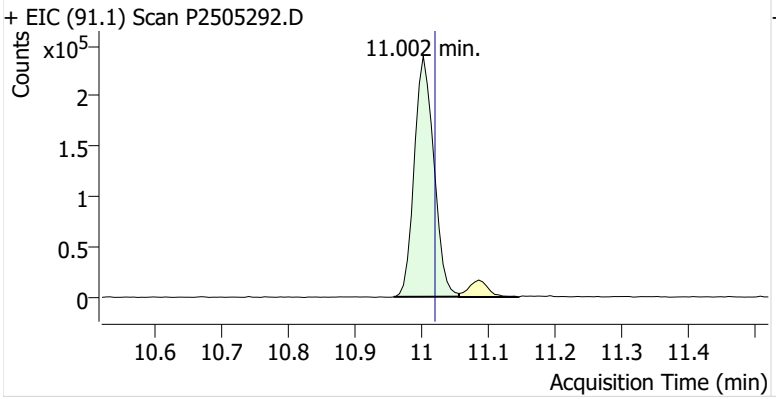

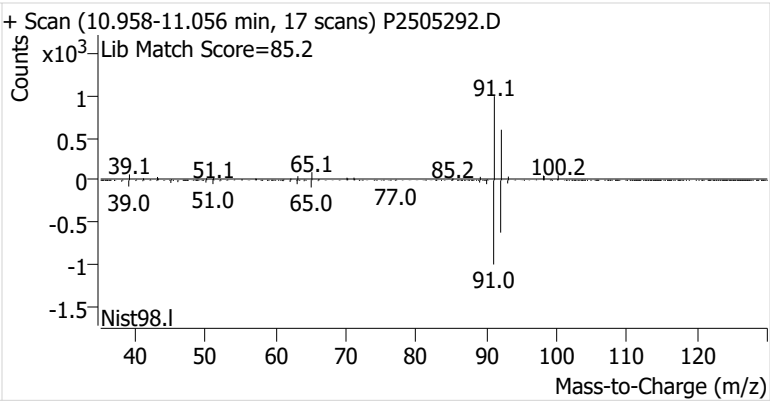

Ethylbenzene

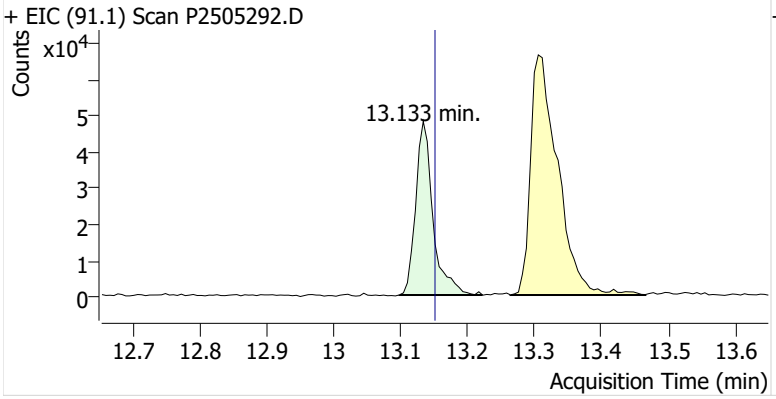

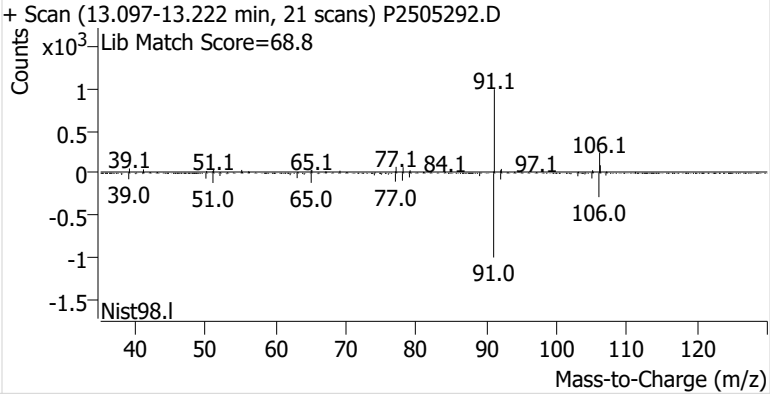

m-/p-Xylenes

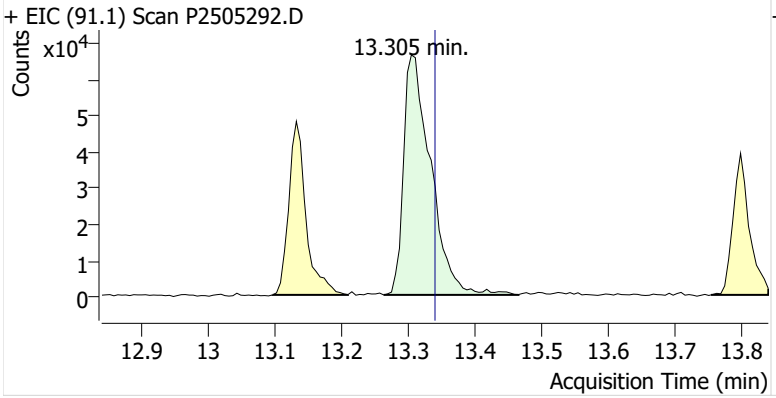

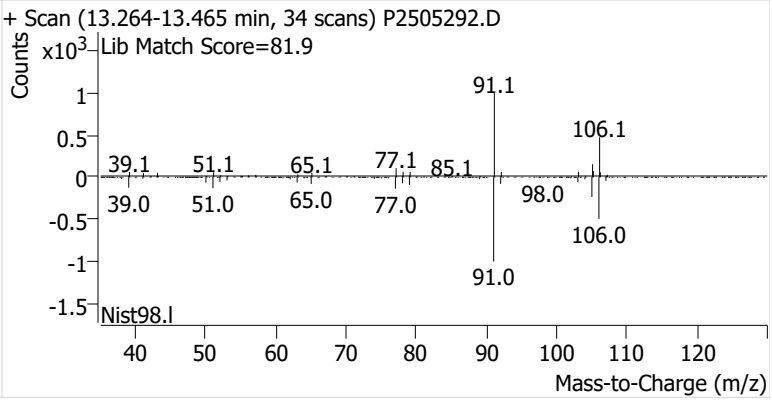

o-Xylene

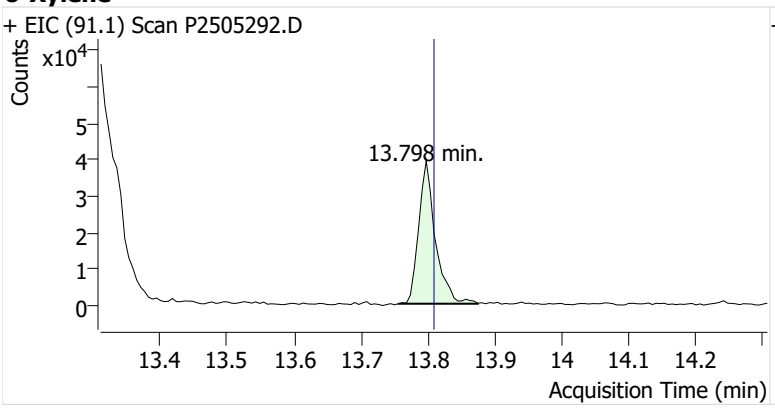
+ EIC (91.1) Scan P2505292.D
Counts
x10^4
13.798 min.
13.4 13.5 13.6 13.7 13.8 13.9 14 14.1 14.2
Acquisition Time (min)

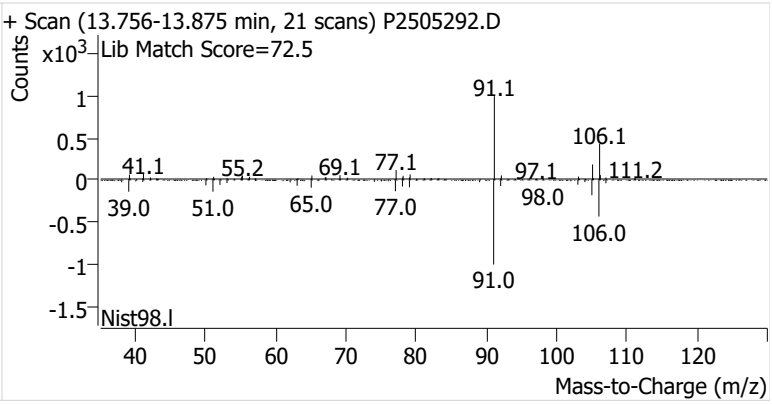
+ Scan (13.756-13.875 min, 21 scans) P2505292.D
Counts
x10^3
Lib Match Score=72.5
91.1
106.1
41.1
55.2
69.1
77.1
97.1
111.2
39.0
51.0
65.0
77.0
98.0
106.0
91.0
Nist98.l
40 50 60 70 80 90 100 110 120
Mass-to-Charge (m/z)

Name	CGOSP-11-S-20250729
Comment	C57703
Data File	P2505293.D
Acq. Date-Time	8/20/2025 3:25:16 AM
Acq. Method File	M325B-TD35
Tube Sorbent	Carbopack X
Analyze Quant Version	12.1
Report Quant Version	12.1

Sample Chromatogram

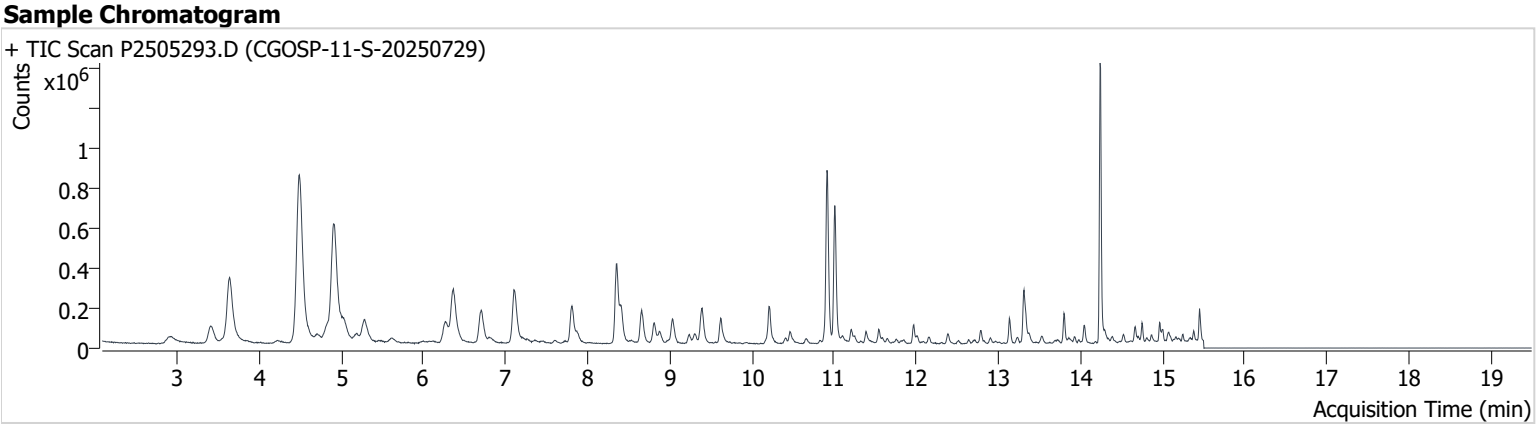

Name	ISTD	RT	ICAL RT	Resp.	Int. Flag
benzene-d6 (IS)		8.349	8.367	657,344	
Benzene	benzene-d6 (IS)	8.408	8.426	237,998	
Toluene-d8 (IS)		10.913	10.931	776,838	
Toluene	Toluene-d8 (IS)	11.008	11.020	605,169	
Ethylbenzene	Toluene-d8 (IS)	13.133	13.151	97,827	
m-/p-Xylenes	Toluene-d8 (IS)	13.311	13.341	246,197	
o-Xylene	Toluene-d8 (IS)	13.798	13.809	90,464	

benzene-d6 (IS)

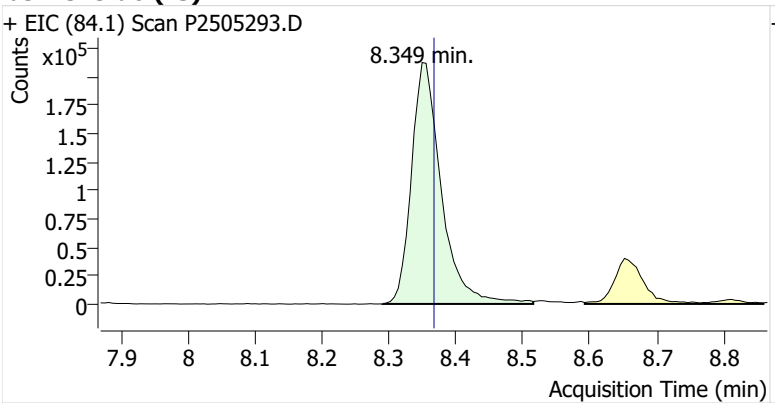

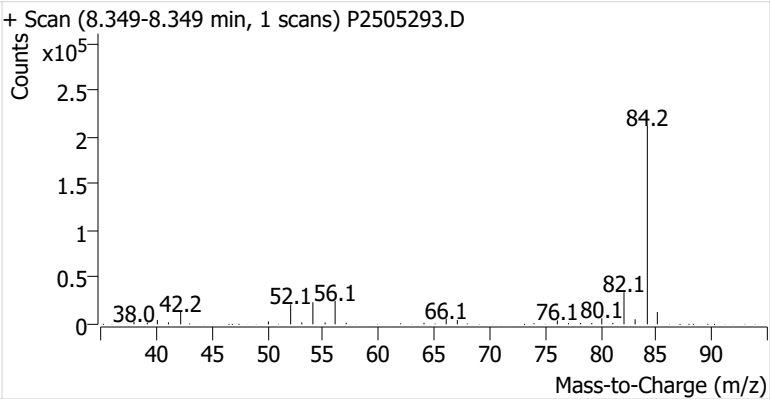

Benzene

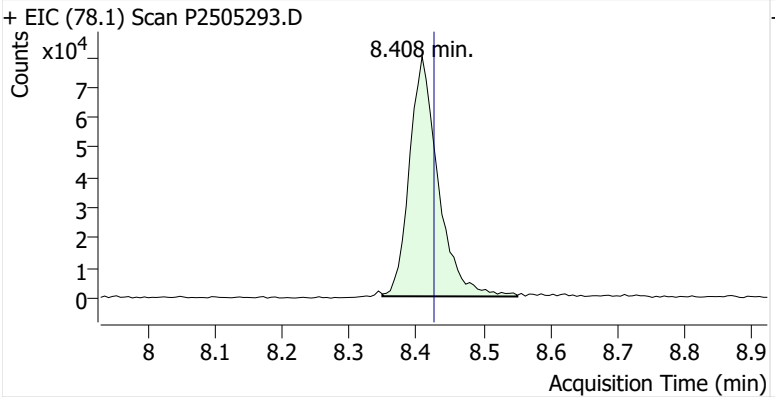

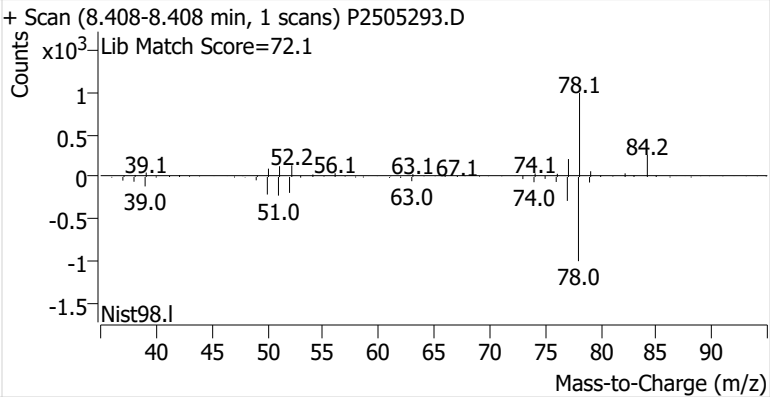

Toluene-d8 (IS)

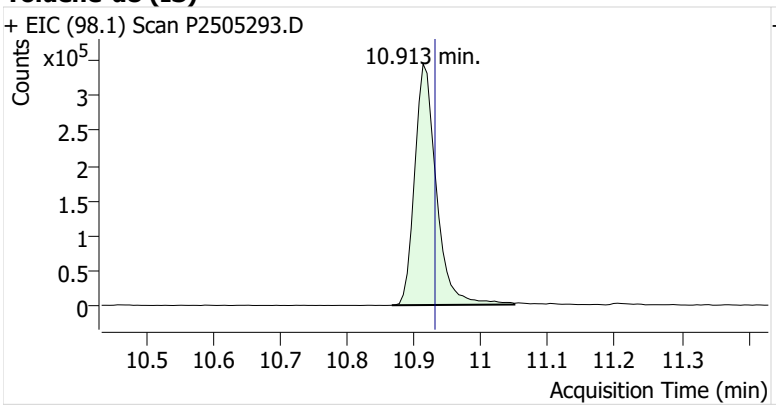

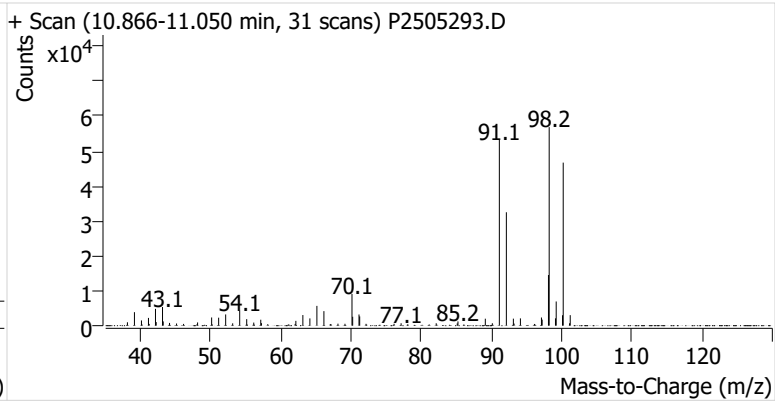

Toluene

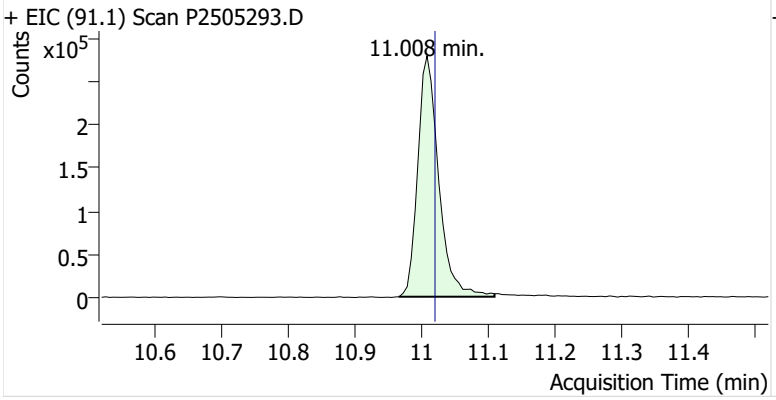

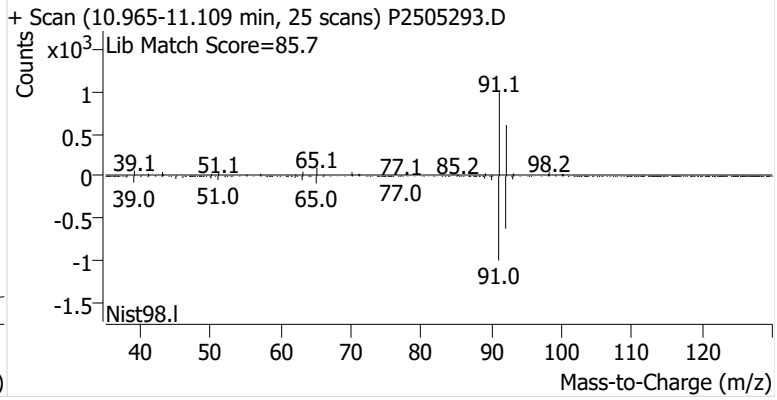

Ethylbenzene

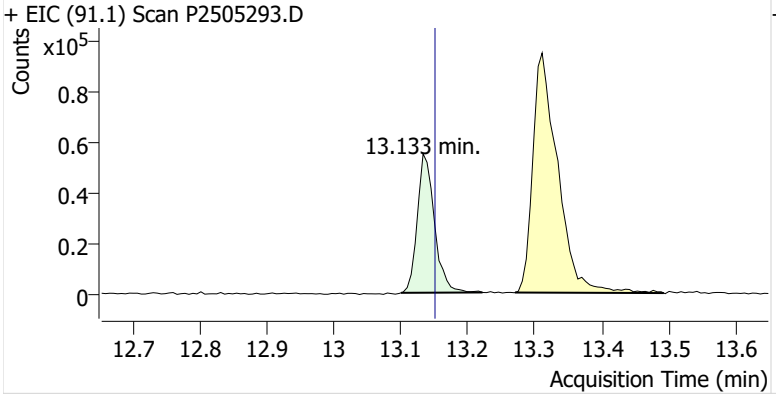

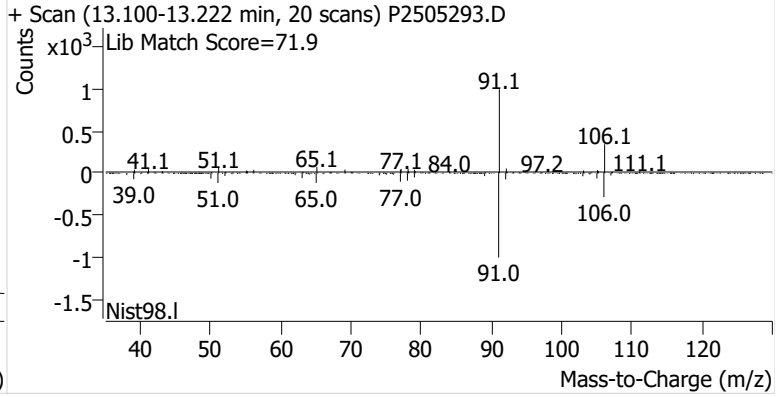

m-/p-Xylenes

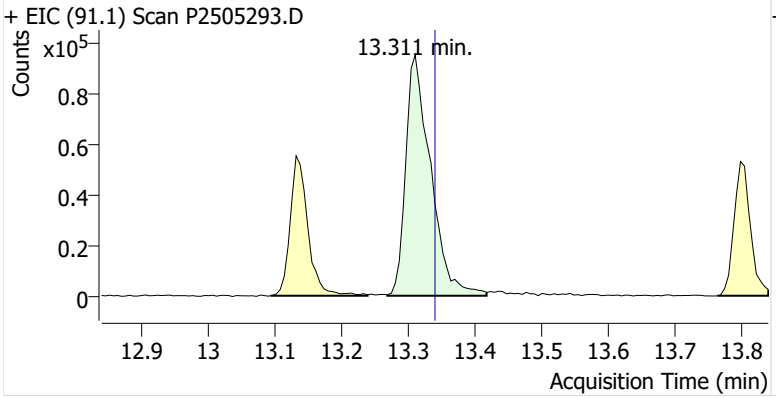

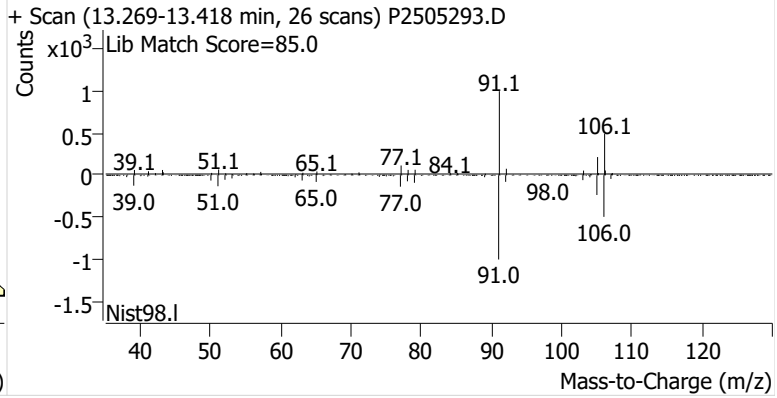

o-Xylene

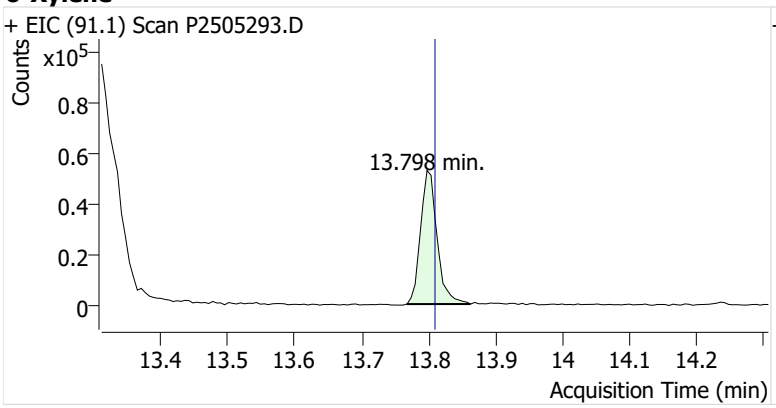
+ EIC (91.1) Scan P2505293.D
Counts
x10^5
0.8
0.6
0.4
0.2
0
13.798 min.
13.4
13.5
13.6
13.7
13.8
13.9
14
14.1
14.2
Acquisition Time (min)

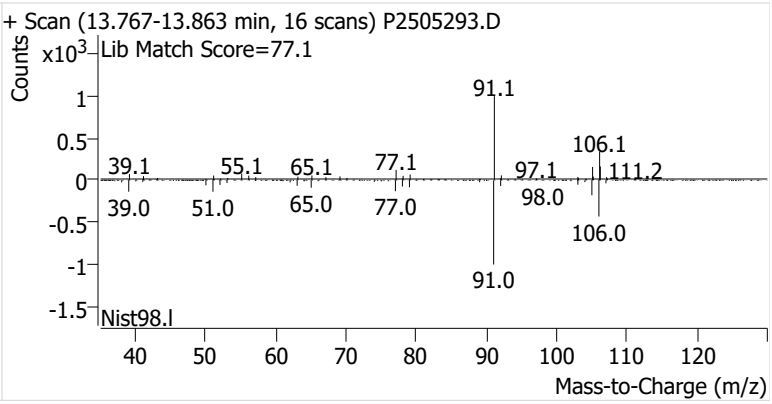
+ Scan (13.767-13.863 min, 16 scans) P2505293.D
Counts
x10^3
Lib Match Score=77.1
1
0.5
0
-0.5
-1
-1.5
91.1
106.1
39.1
55.1
65.1
77.1
97.1
111.2
39.0
51.0
65.0
77.0
98.0
106.0
91.0
Nist98.l
40
50
60
70
80
90
100
110
120
Mass-to-Charge (m/z)

Name	CGOSP-12-S-20250729
Comment	C38881
Data File	P2505294.D
Acq. Date-Time	8/20/2025 4:02:34 AM
Acq. Method File	M325B-TD35
Tube Sorbent	Carbopack X
Analyze Quant Version	12.1
Report Quant Version	12.1

Sample Chromatogram

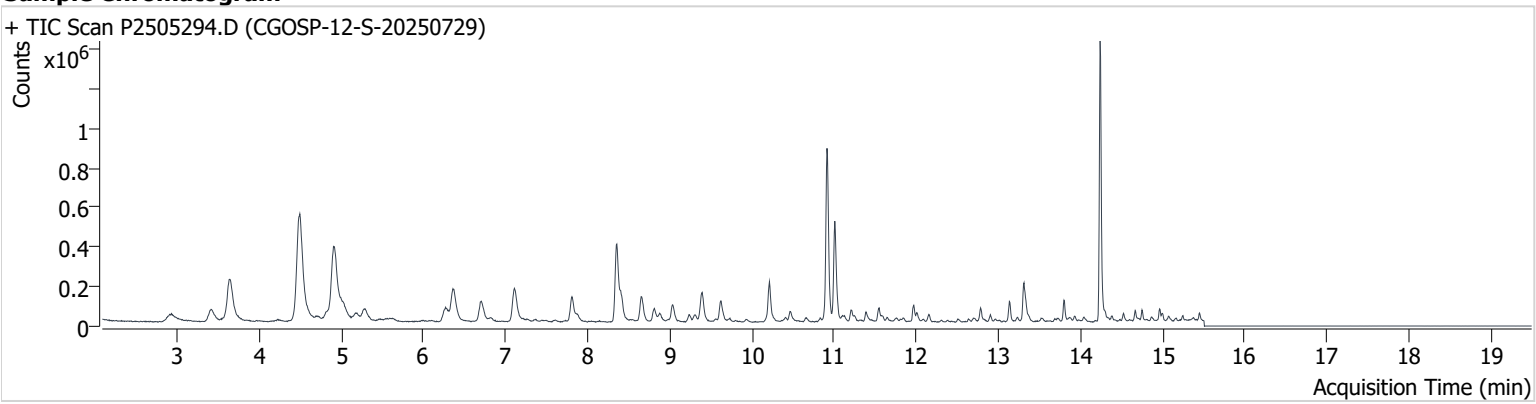

Name	ISTD	RT	ICAL RT	Resp.	Int. Flag
benzene-d6 (IS)		8.355	8.367	666,426	m
Benzene	benzene-d6 (IS)	8.402	8.426	174,556	
Toluene-d8 (IS)		10.913	10.931	790,778	
Toluene	Toluene-d8 (IS)	11.008	11.020	427,037	
Ethylbenzene	Toluene-d8 (IS)	13.139	13.151	83,768	
m-/p-Xylenes	Toluene-d8 (IS)	13.311	13.341	185,388	
o-Xylene	Toluene-d8 (IS)	13.798	13.809	68,296	

benzene-d6 (IS)

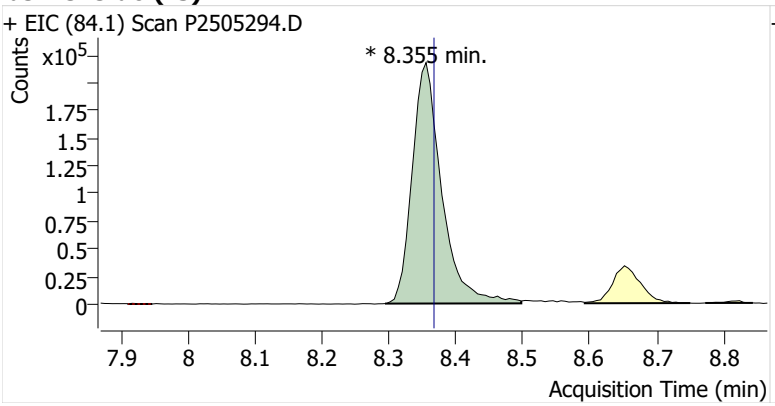

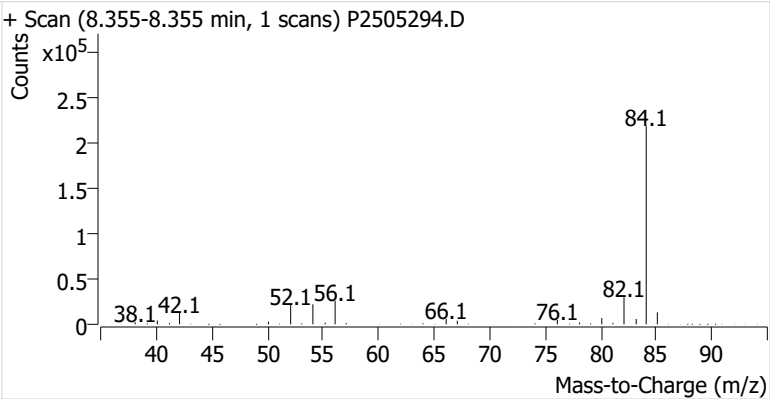

Benzene

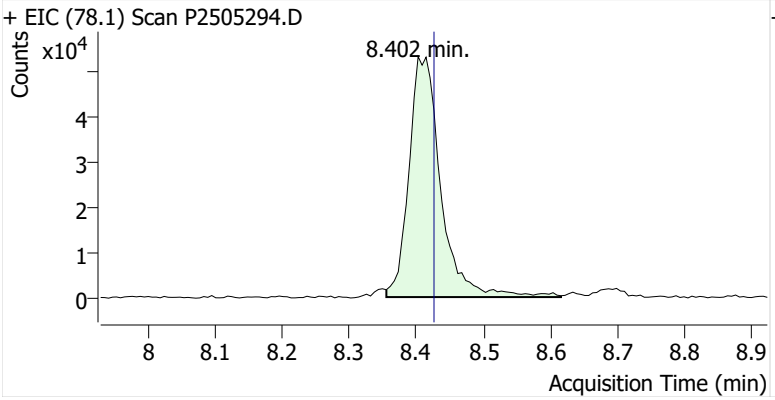

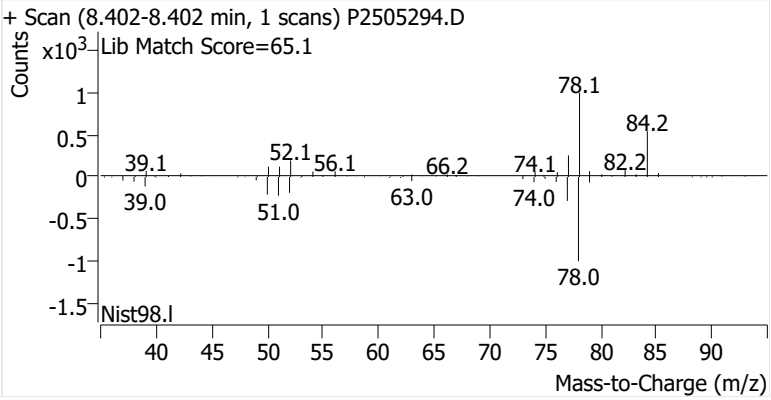

Toluene-d8 (IS)

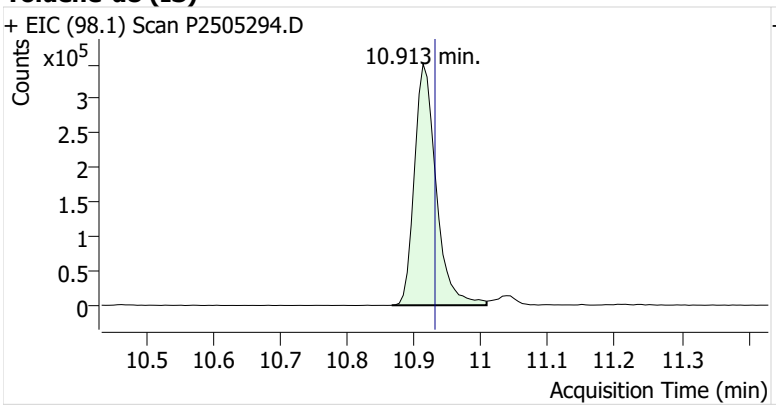

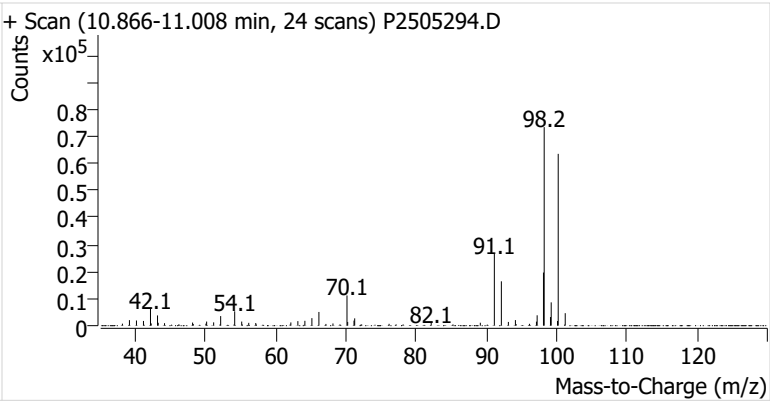

Toluene

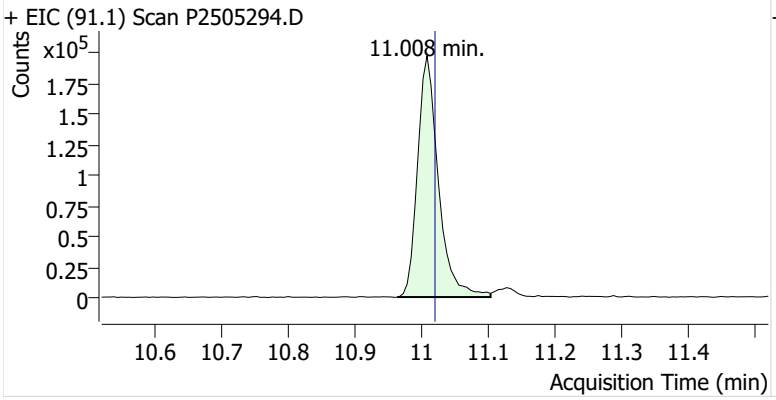

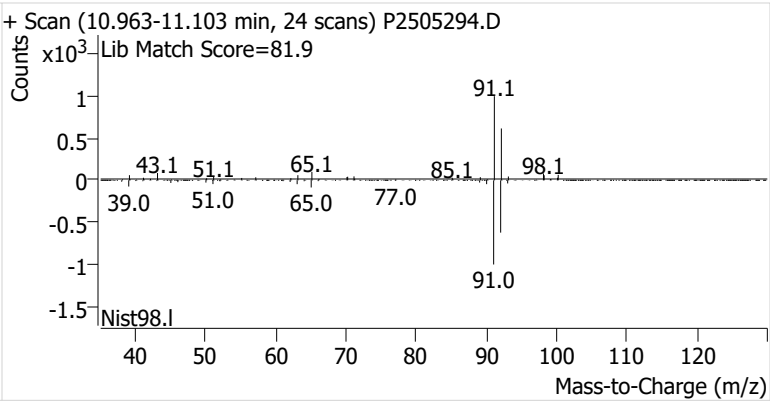

Ethylbenzene

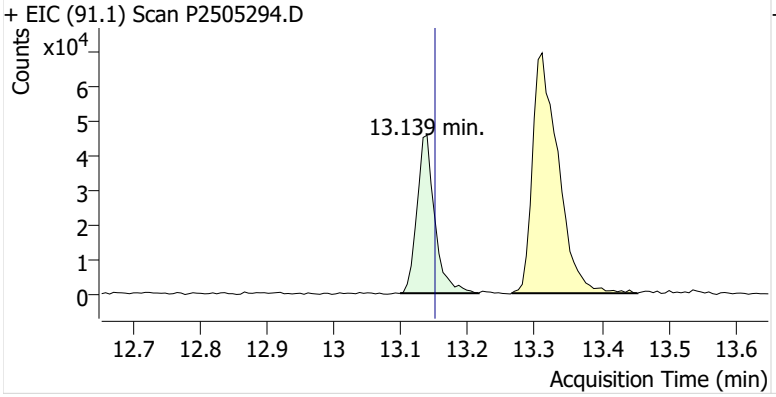

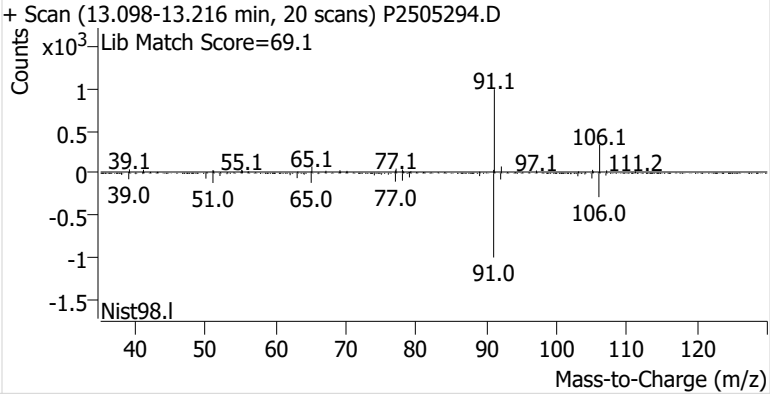

m-/p-Xylenes

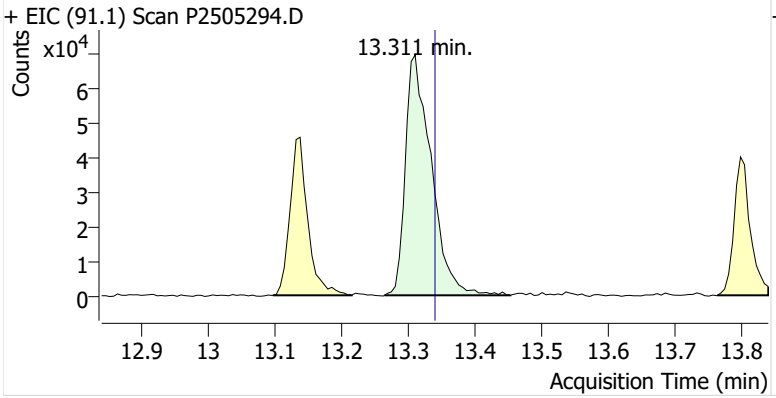

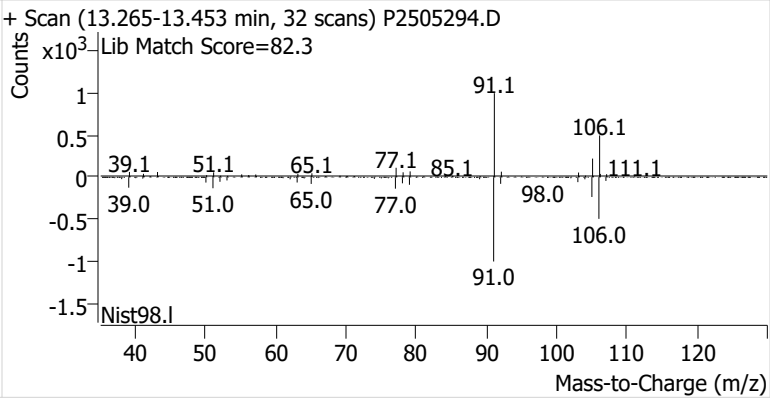

o-Xylene

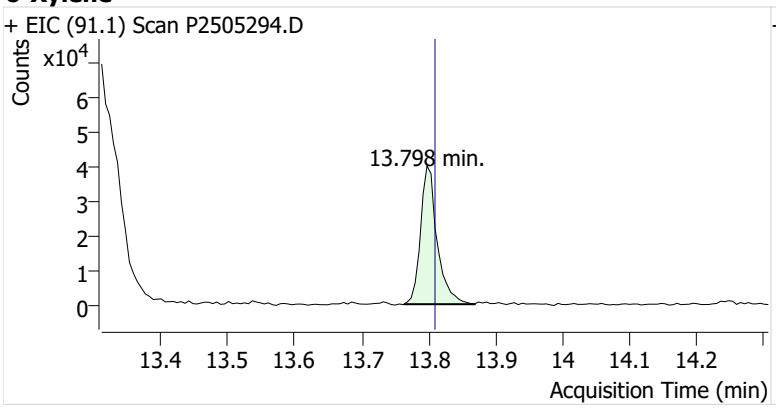
+ EIC (91.1) Scan P2505294.D
Counts
x10^4
13.798 min.
Acquisition Time (min)

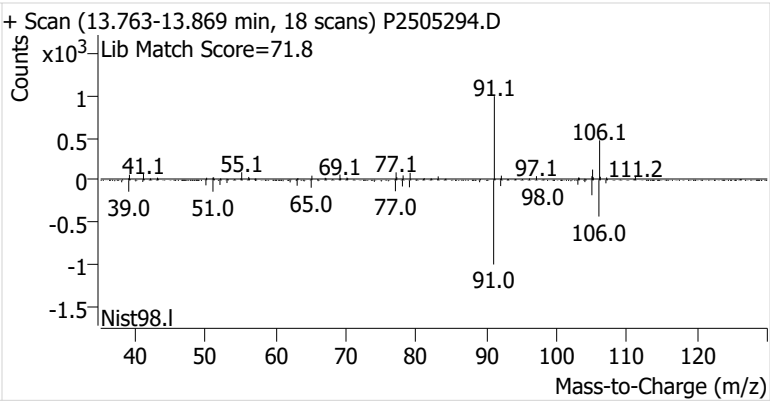
+ Scan (13.763-13.869 min, 18 scans) P2505294.D
Counts
x10^3
Lib Match Score=71.8
91.1
106.1
41.1
55.1
69.1
77.1
97.1
111.2
39.0
51.0
65.0
77.0
98.0
106.0
91.0
Nist98.l
Mass-to-Charge (m/z)

Name	CGOSP-13-S-20250729
Comment	C35708
Data File	P2505295.D
Acq. Date-Time	8/20/2025 4:40:10 AM
Acq. Method File	M325B-TD35
Tube Sorbent	Carbopack X
Analyze Quant Version	12.1
Report Quant Version	12.1

Sample Chromatogram

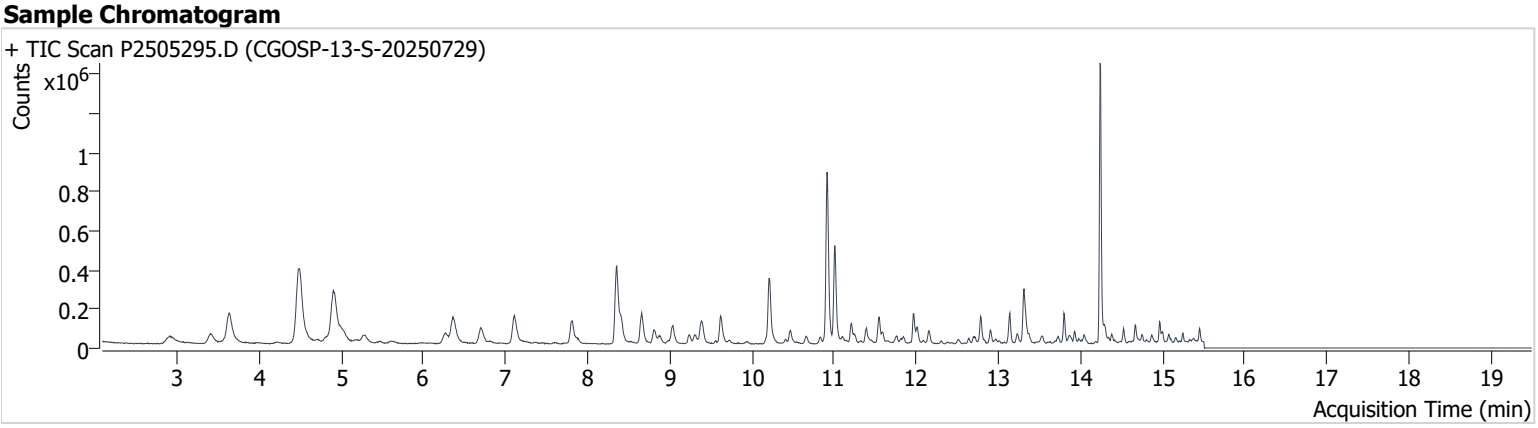

Name	ISTD	RT	ICAL RT	Resp.	Int. Flag
benzene-d6 (IS)		8.355	8.367	660,533	
Benzene	benzene-d6 (IS)	8.402	8.426	164,498	
Toluene-d8 (IS)		10.913	10.931	807,393	
Toluene	Toluene-d8 (IS)	11.008	11.020	452,907	
Ethylbenzene	Toluene-d8 (IS)	13.139	13.151	115,424	
m-/p-Xylenes	Toluene-d8 (IS)	13.311	13.341	251,614	
o-Xylene	Toluene-d8 (IS)	13.798	13.809	89,476	

benzene-d6 (IS)

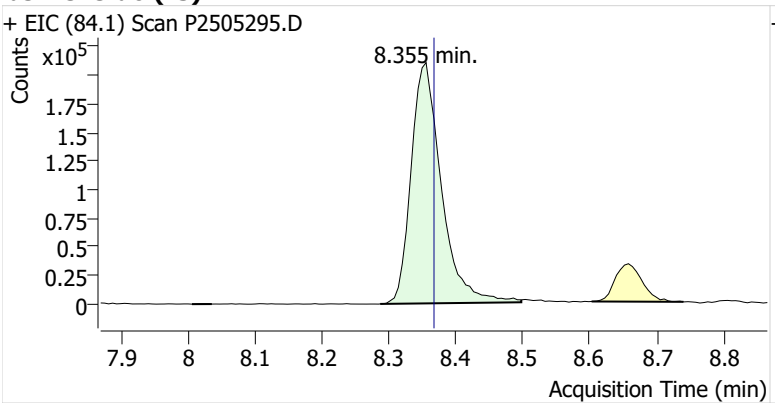

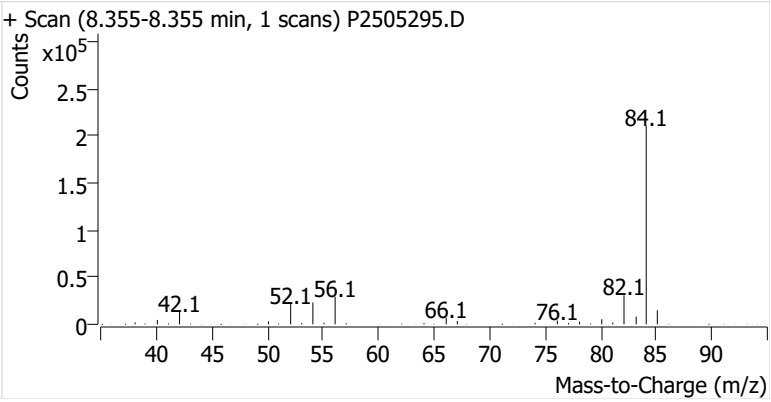

Benzene

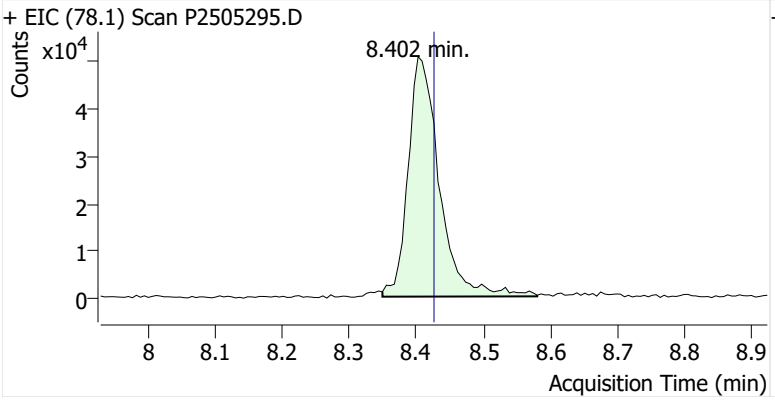

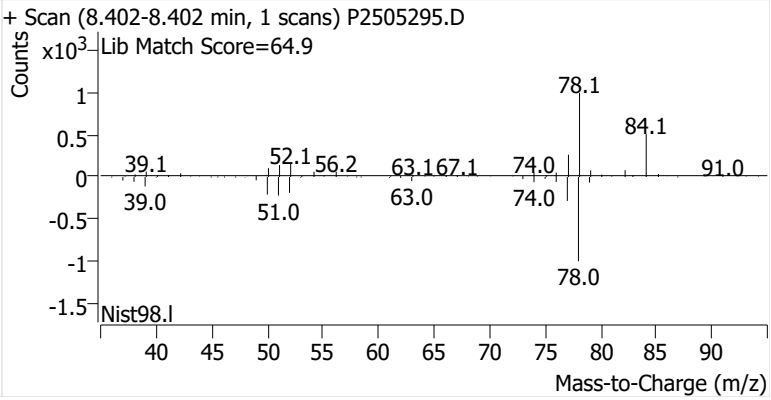

Toluene-d8 (IS)

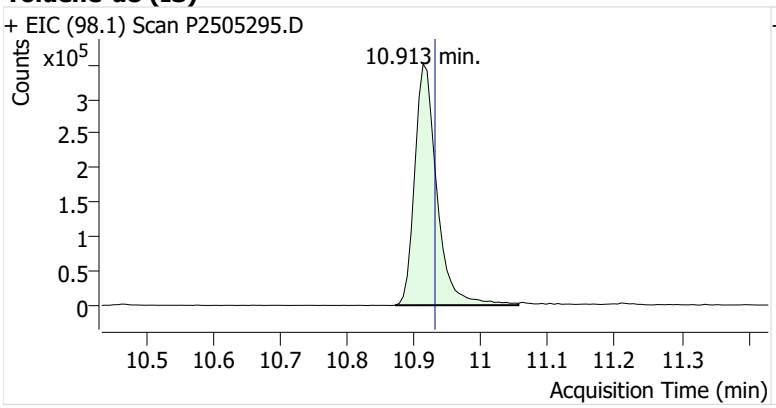

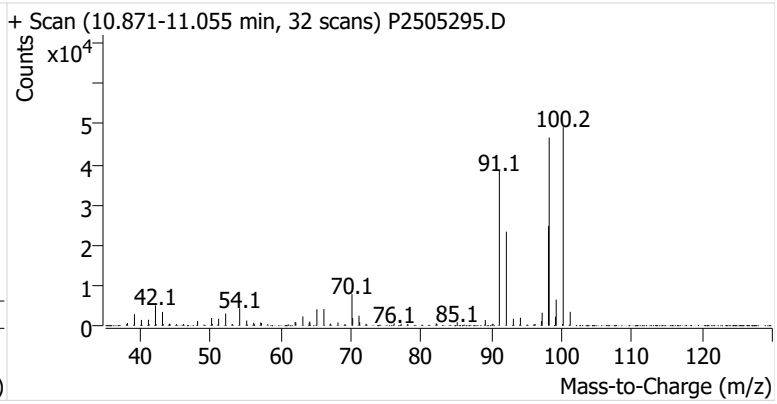

Toluene

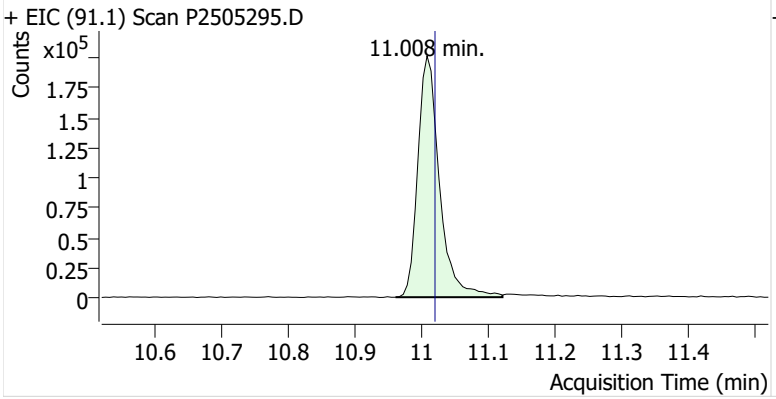

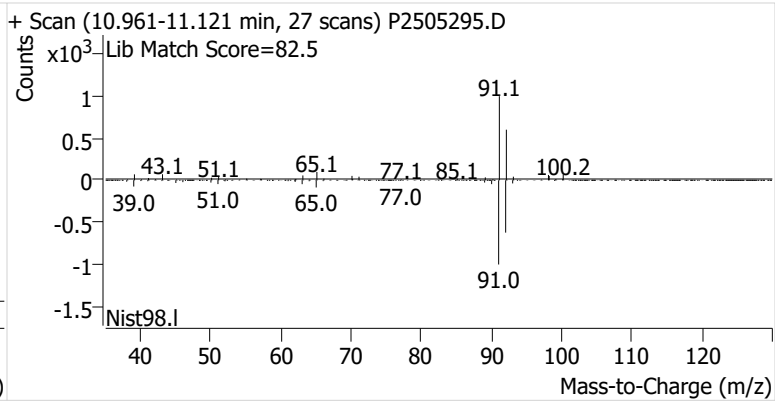

Ethylbenzene

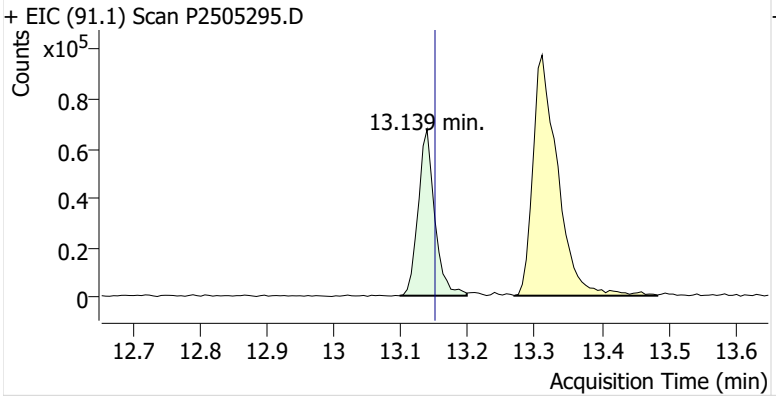

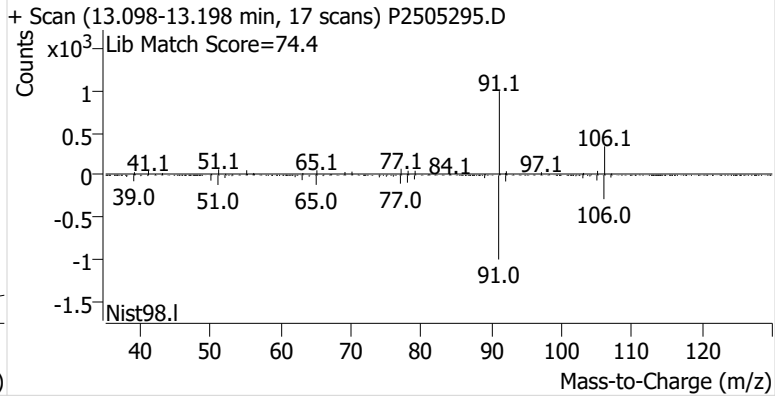

m-/p-Xylenes

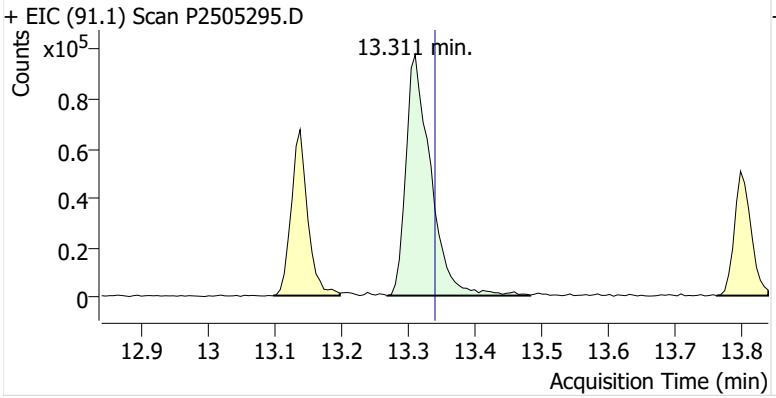

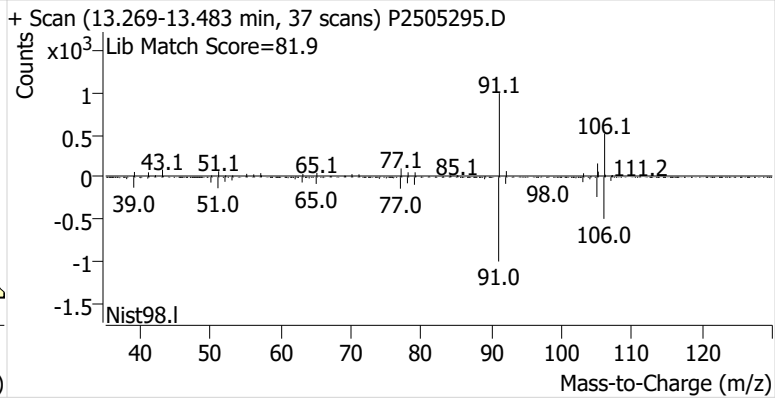

o-Xylene

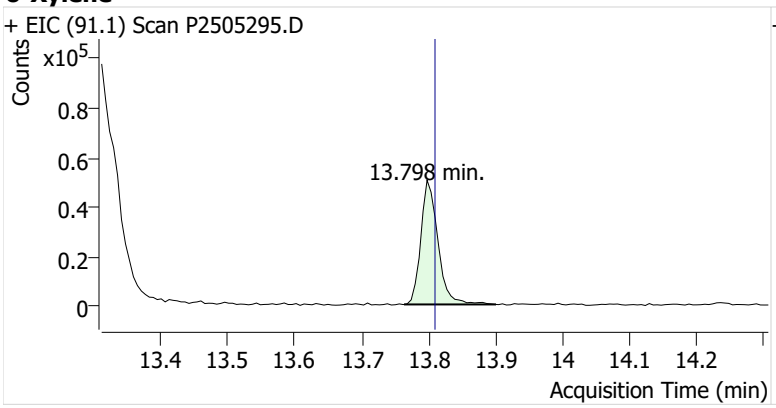
+ EIC (91.1) Scan P2505295.D
Counts
x10^5
0.8
0.6
0.4
0.2
0
13.798 min.
13.4
13.5
13.6
13.7
13.8
13.9
14
14.1
14.2
Acquisition Time (min)

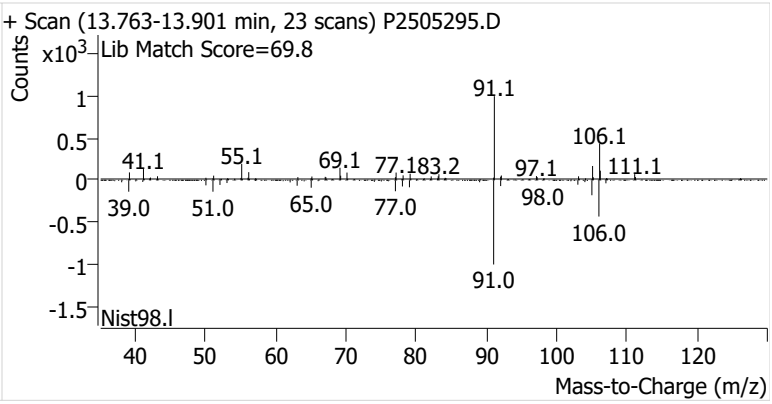
+ Scan (13.763-13.901 min, 23 scans) P2505295.D
Counts
x10^3
Lib Match Score=69.8
1
0.5
0
-0.5
-1
-1.5
91.1
106.1
41.1
55.1
69.1
77.1
83.2
97.1
111.1
39.0
51.0
65.0
77.0
98.0
106.0
91.0
Nist98.l
40
50
60
70
80
90
100
110
120
Mass-to-Charge (m/z)

Name	CGOSP-14-S-20250729
Comment	B46898
Data File	P2505296.D
Acq. Date-Time	8/20/2025 5:17:27 AM
Acq. Method File	M325B-TD35
Tube Sorbent	Carbopack X
Analyze Quant Version	12.1
Report Quant Version	12.1

Sample Chromatogram

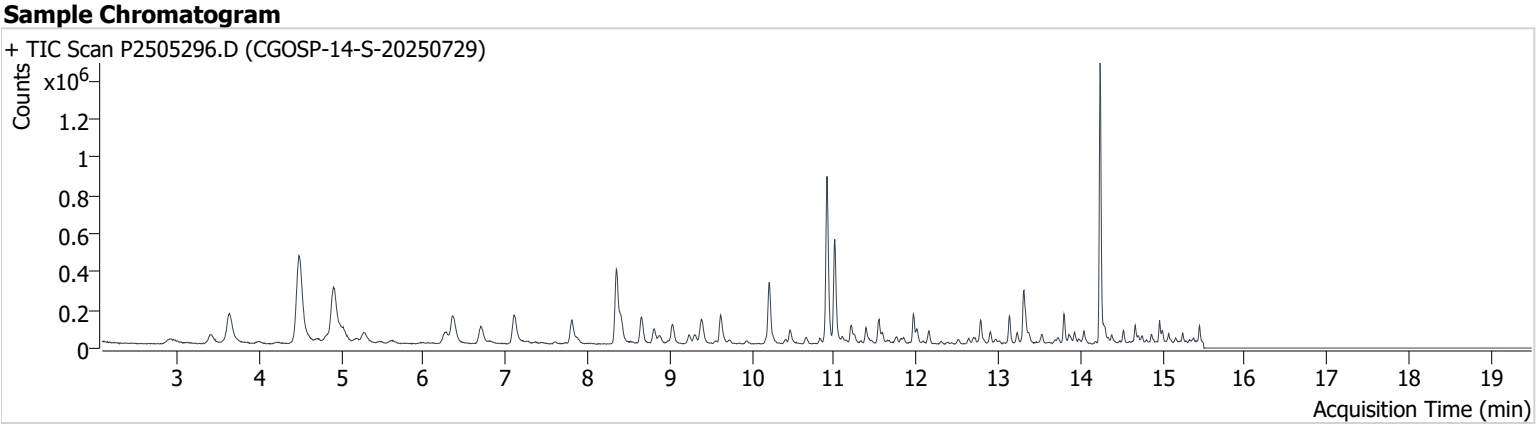

Name	ISTD	RT	ICAL RT	Resp.	Int. Flag
benzene-d6 (IS)		8.355	8.367	649,231	
Benzene	benzene-d6 (IS)	8.408	8.426	176,420	
Toluene-d8 (IS)		10.913	10.931	793,590	
Toluene	Toluene-d8 (IS)	11.008	11.020	494,165	
Ethylbenzene	Toluene-d8 (IS)	13.133	13.151	111,520	
m-/p-Xylenes	Toluene-d8 (IS)	13.311	13.341	251,044	
o-Xylene	Toluene-d8 (IS)	13.798	13.809	97,358	

benzene-d6 (IS)

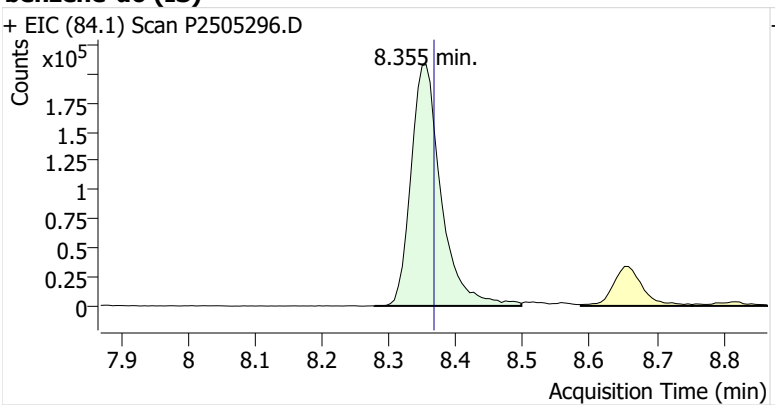

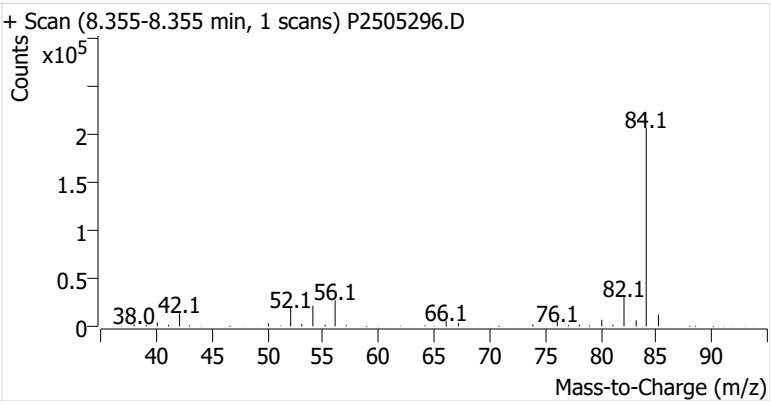

Benzene

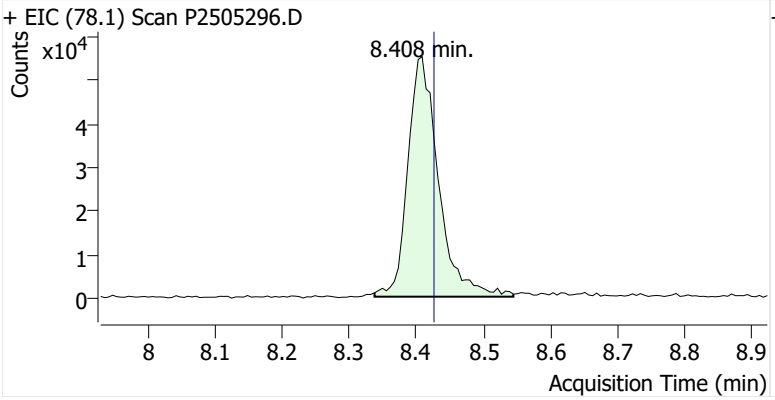

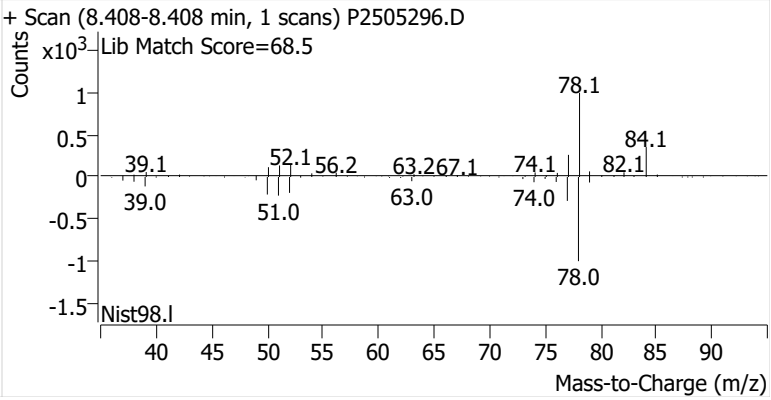

Toluene-d8 (IS)

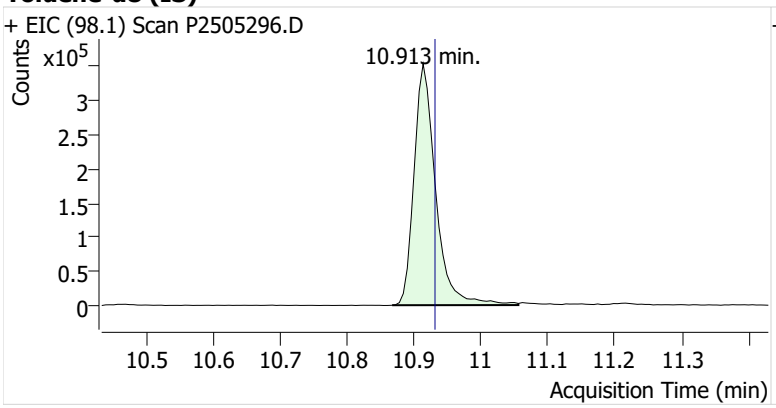

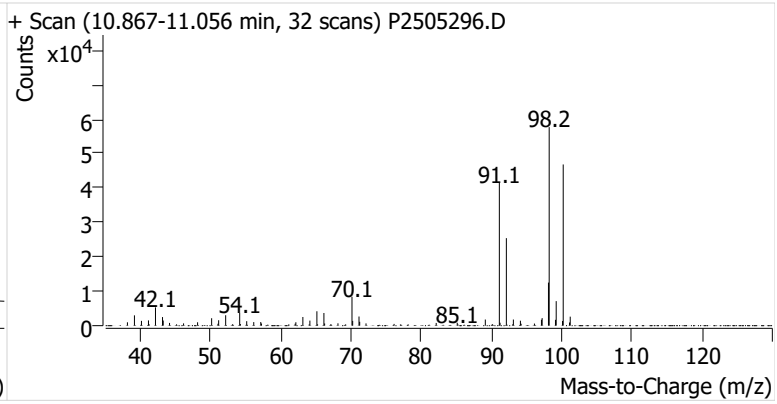

Toluene

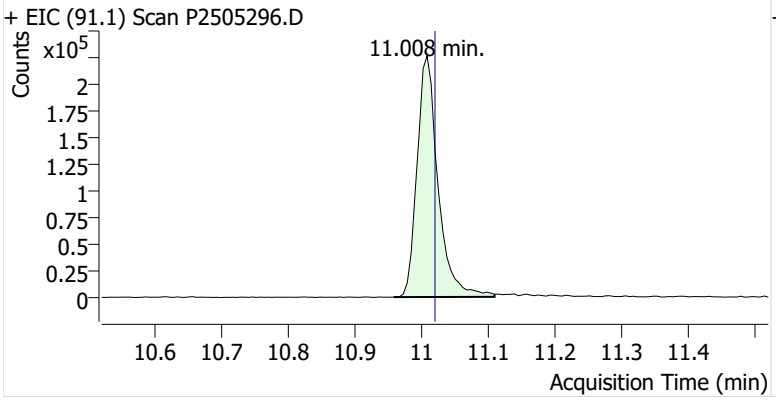

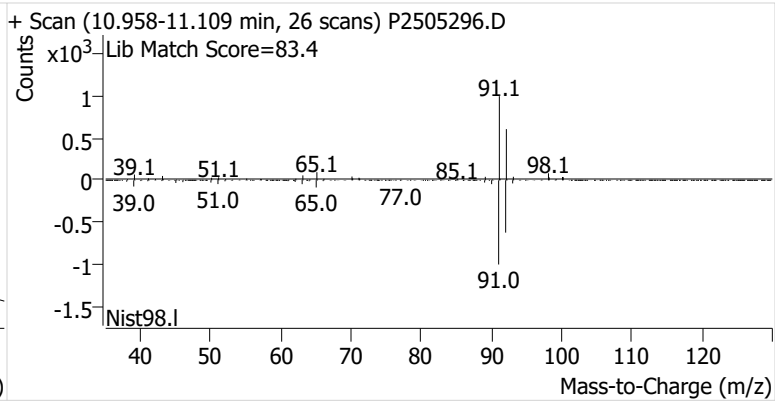

Ethylbenzene

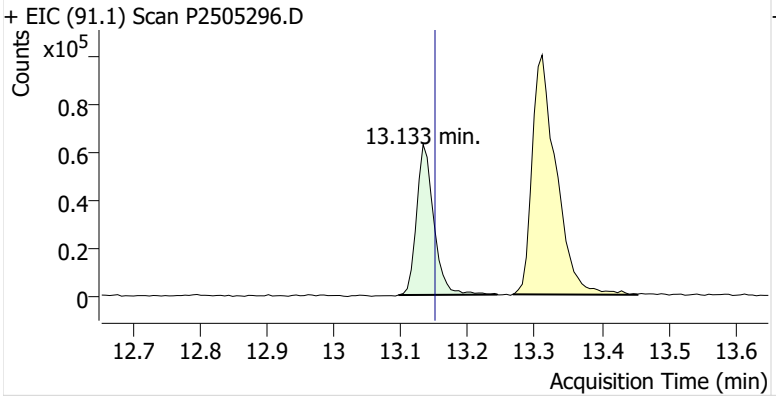

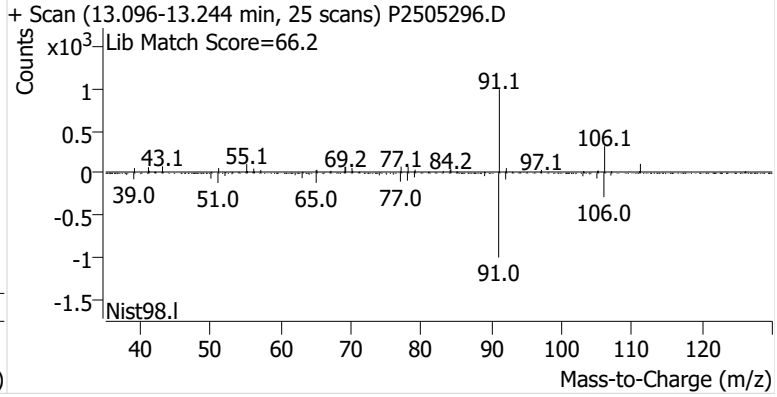

m-/p-Xylenes

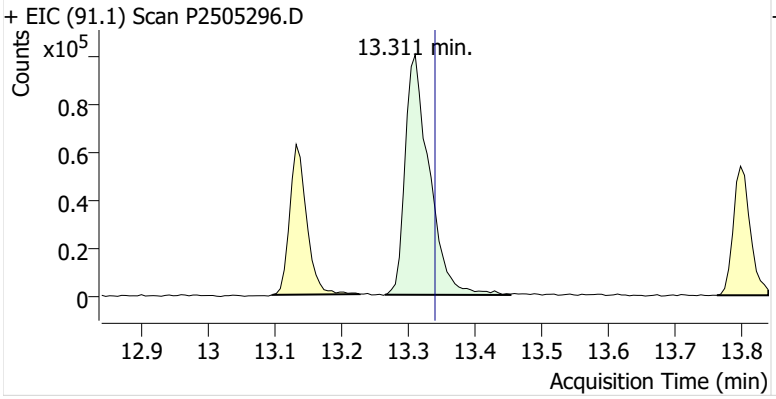

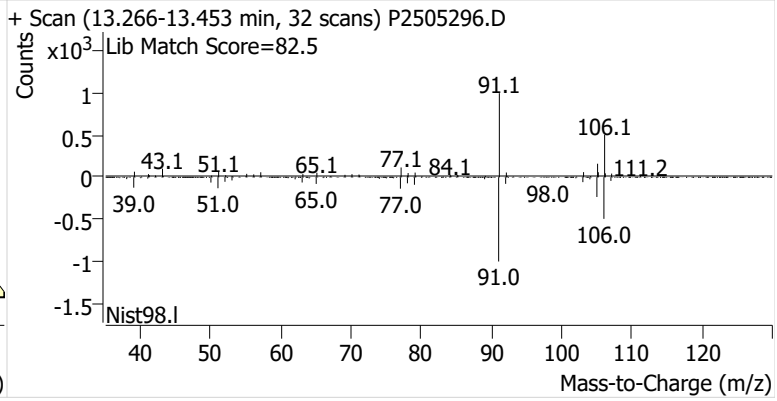

o-Xylene

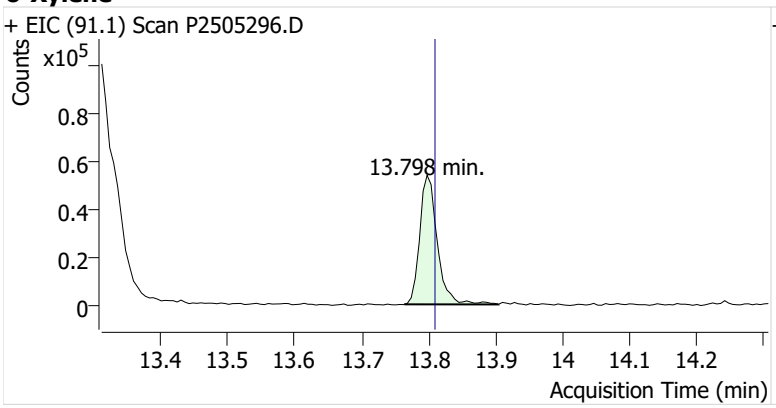
+ EIC (91.1) Scan P2505296.D
Counts
x10^5
0.8
0.6
0.4
0.2
0
13.798 min.
13.4
13.5
13.6
13.7
13.8
13.9
14
14.1
14.2
Acquisition Time (min)

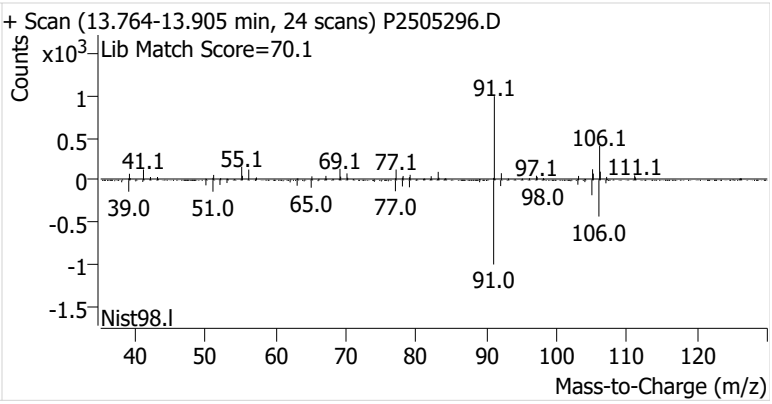
+ Scan (13.764-13.905 min, 24 scans) P2505296.D
Counts
x10^3
Lib Match Score=70.1
1
0.5
0
-0.5
-1
-1.5
91.1
106.1
41.1
55.1
69.1
77.1
97.1
111.1
39.0
51.0
65.0
77.0
98.0
106.0
91.0
Nist98.l
40
50
60
70
80
90
100
110
120
Mass-to-Charge (m/z)

Name	CGOSP-15-S-20250729
Comment	C37466
Data File	P2505297.D
Acq. Date-Time	8/20/2025 5:54:43 AM
Acq. Method File	M325B-TD35
Tube Sorbent	Carbopack X
Analyze Quant Version	12.1
Report Quant Version	12.1

Sample Chromatogram

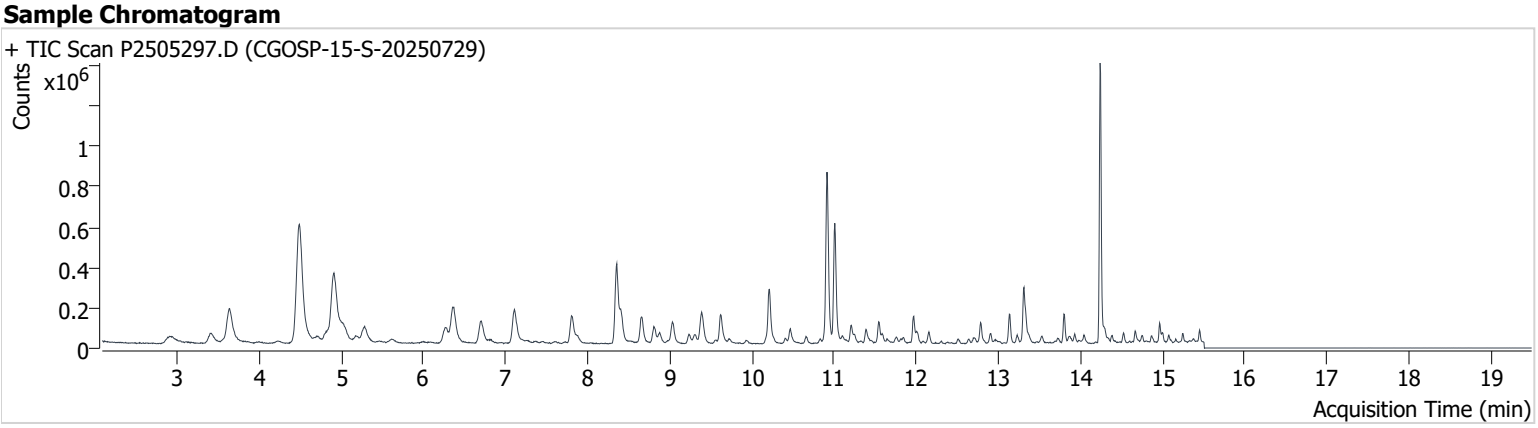

Name	ISTD	RT	ICAL RT	Resp.	Int. Flag
benzene-d6 (IS)		8.355	8.367	648,591	
Benzene	benzene-d6 (IS)	8.408	8.426	201,012	
Toluene-d8 (IS)		10.913	10.931	778,765	
Toluene	Toluene-d8 (IS)	11.008	11.020	538,406	
Ethylbenzene	Toluene-d8 (IS)	13.139	13.151	118,764	
m-/p-Xylenes	Toluene-d8 (IS)	13.311	13.341	253,029	
o-Xylene	Toluene-d8 (IS)	13.798	13.809	92,504	

benzene-d6 (IS)

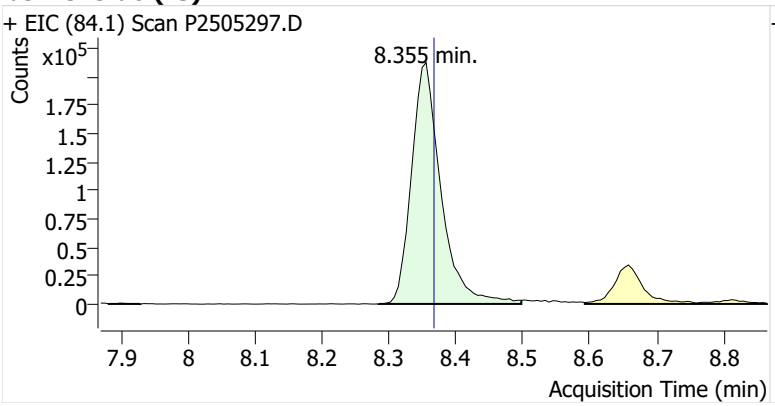

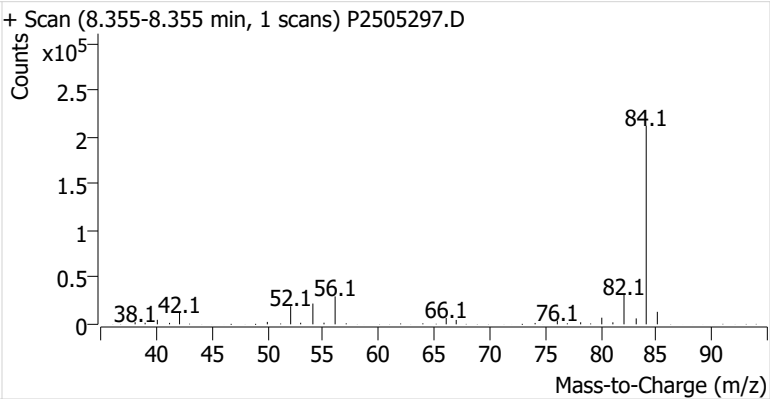

Benzene

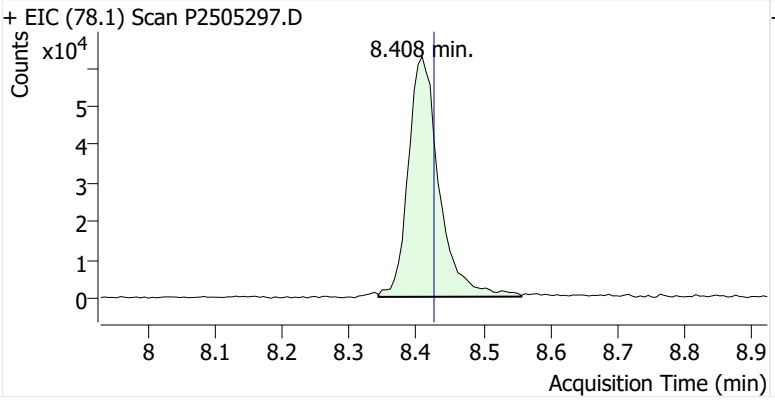

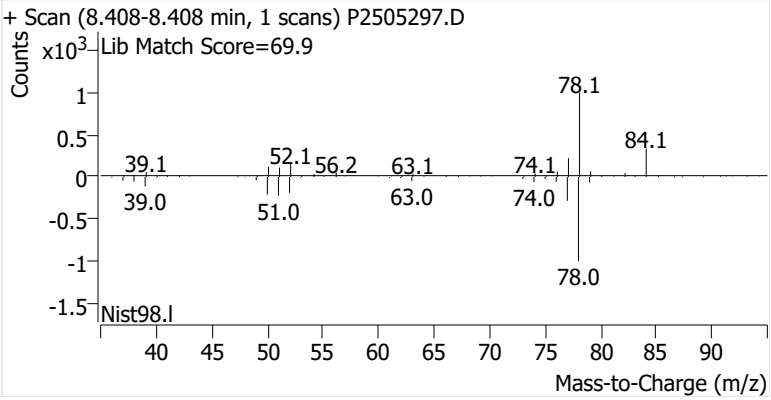

Toluene-d8 (IS)

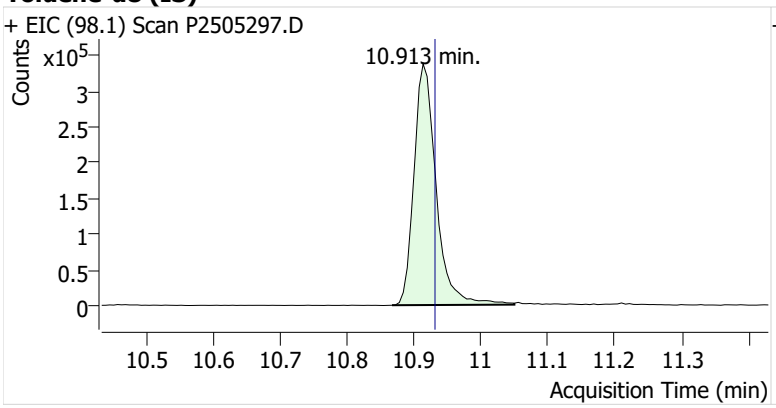

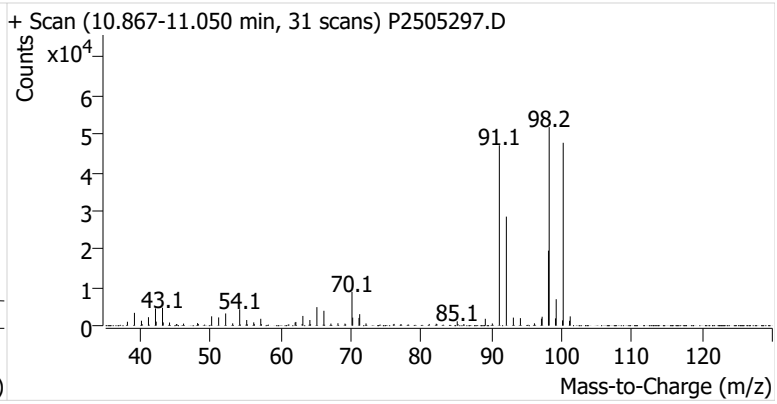

Toluene

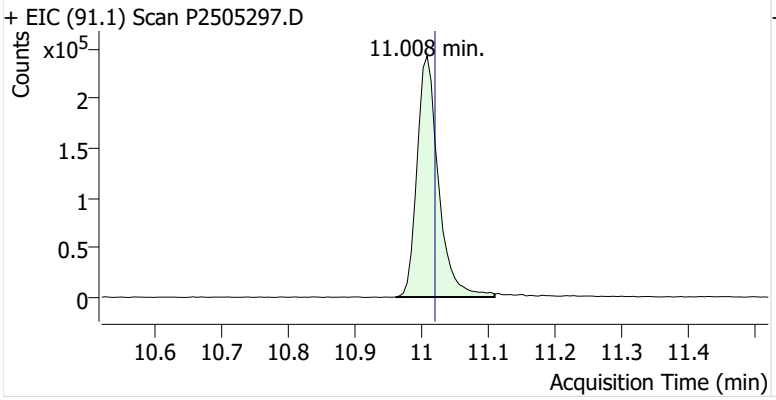

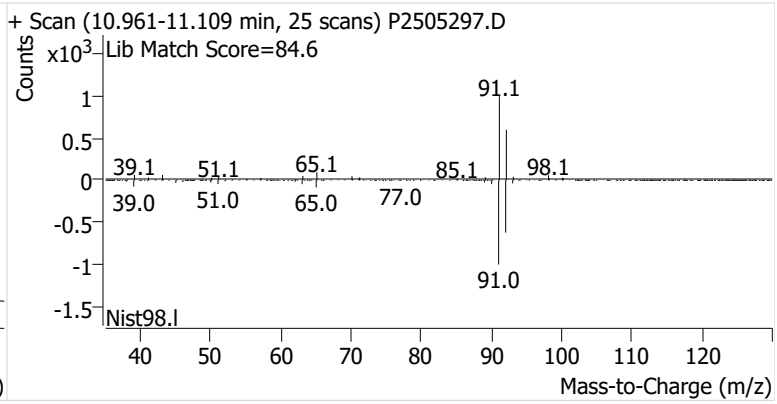

Ethylbenzene

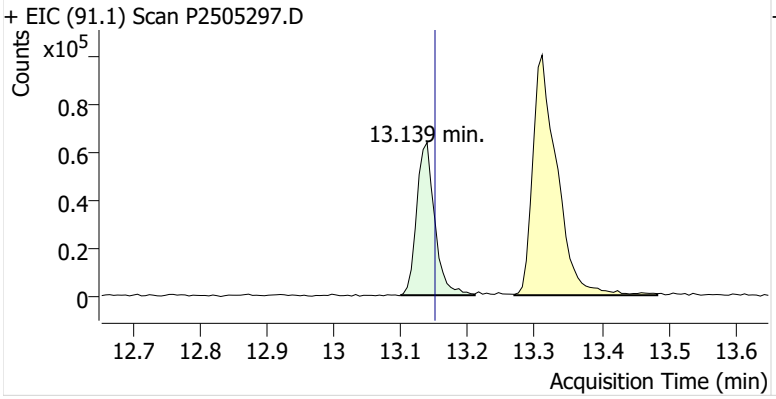

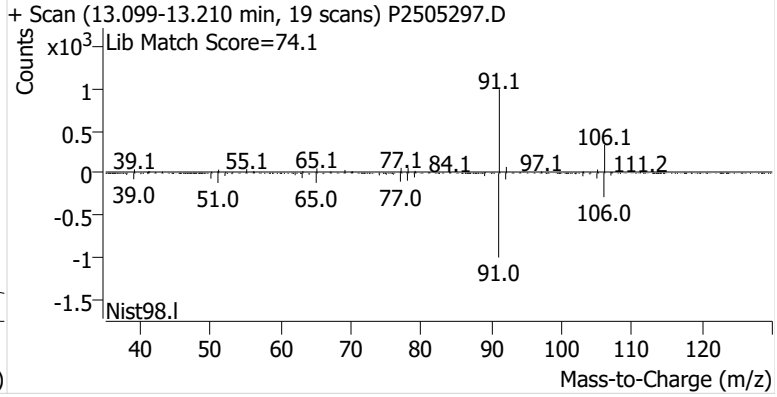

m-/p-Xylenes

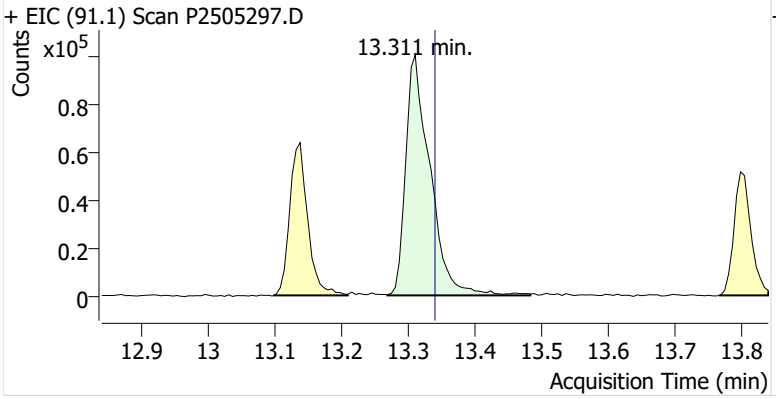

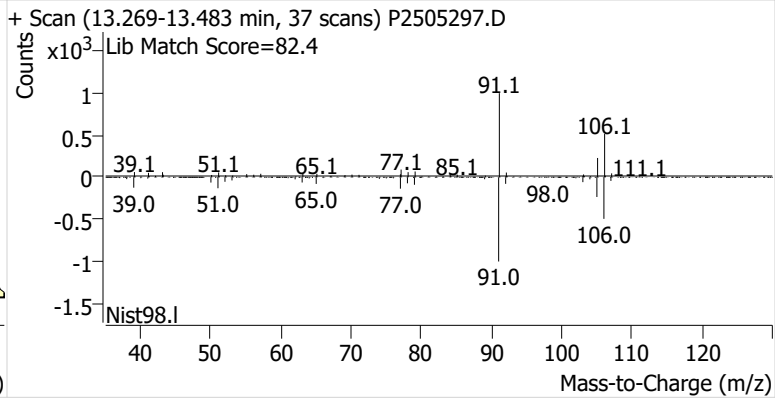

o-Xylene

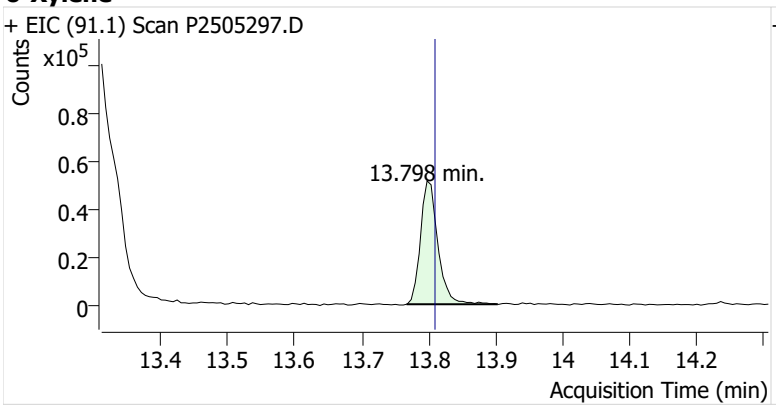
+ EIC (91.1) Scan P2505297.D
Counts
x10^5
0.8
0.6
0.4
0.2
0
13.798 min.
13.4
13.5
13.6
13.7
13.8
13.9
14
14.1
14.2
Acquisition Time (min)

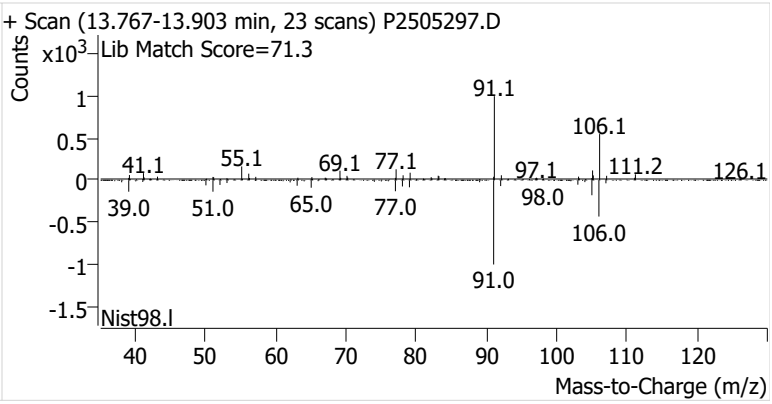
+ Scan (13.767-13.903 min, 23 scans) P2505297.D
Counts
x10^3
Lib Match Score=71.3
1
0.5
0
-0.5
-1
-1.5
91.1
106.1
41.1
55.1
69.1
77.1
97.1
111.2
126.1
39.0
51.0
65.0
77.0
98.0
106.0
91.0
Nist98.l
40
50
60
70
80
90
100
110
120
Mass-to-Charge (m/z)

Name	CGOSP-16-S-20250729
Comment	B15031
Data File	P2505298.D
Acq. Date-Time	8/20/2025 6:32:01 AM
Acq. Method File	M325B-TD35
Tube Sorbent	Carbopack X
Analyze Quant Version	12.1
Report Quant Version	12.1

Sample Chromatogram

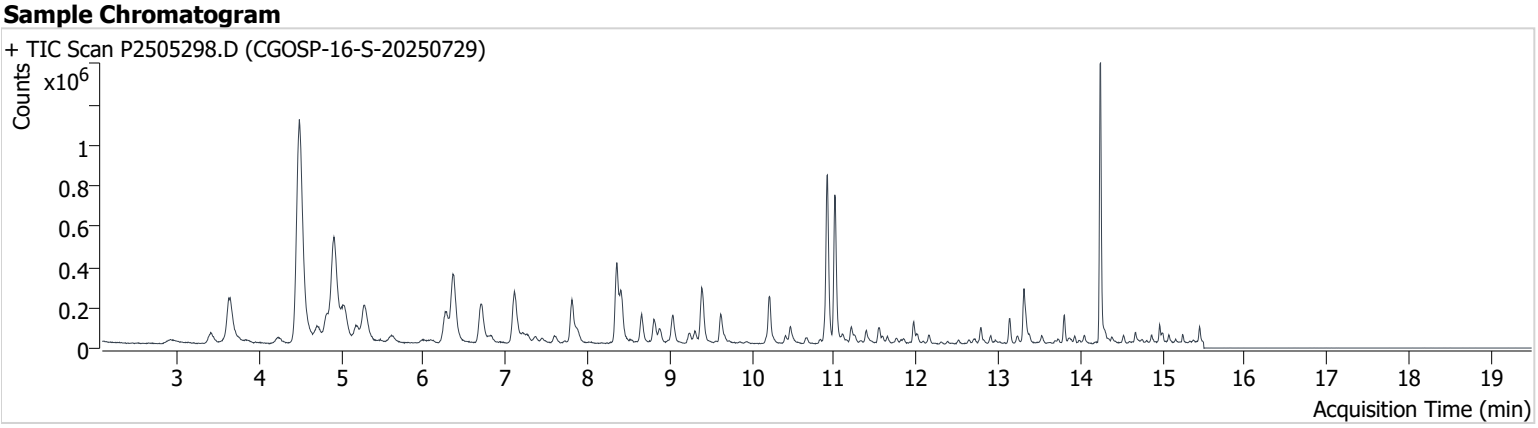

Name	ISTD	RT	ICAL RT	Resp.	Int. Flag
benzene-d6 (IS)		8.355	8.367	622,964	
Benzene	benzene-d6 (IS)	8.408	8.426	361,769	
Toluene-d8 (IS)		10.913	10.931	753,060	
Toluene	Toluene-d8 (IS)	11.008	11.020	643,408	
Ethylbenzene	Toluene-d8 (IS)	13.133	13.151	99,640	
m-/p-Xylenes	Toluene-d8 (IS)	13.311	13.341	244,973	
o-Xylene	Toluene-d8 (IS)	13.804	13.809	90,443	

benzene-d6 (IS)

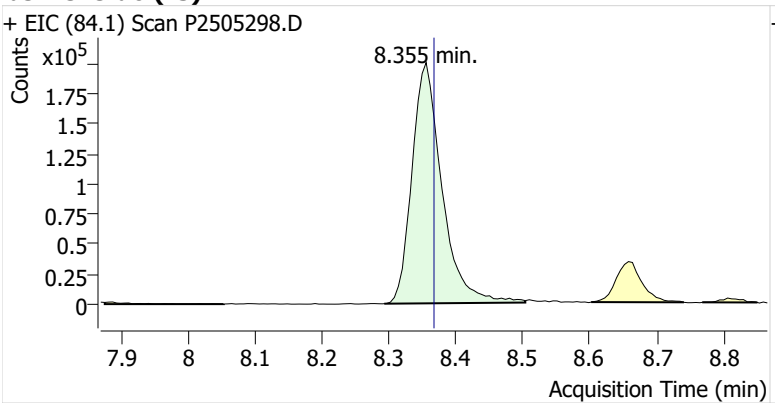

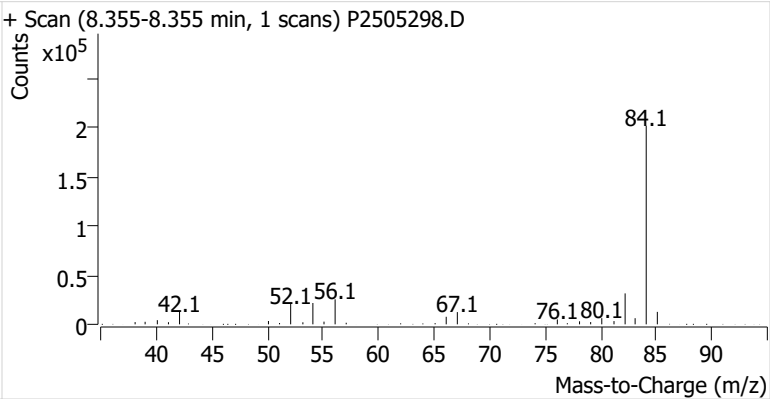

Benzene

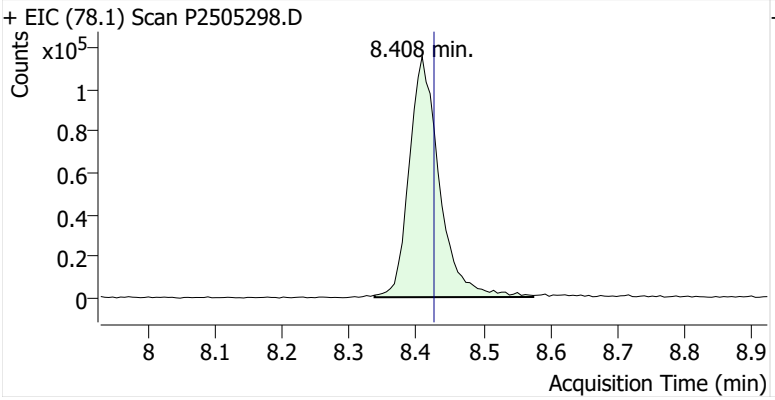

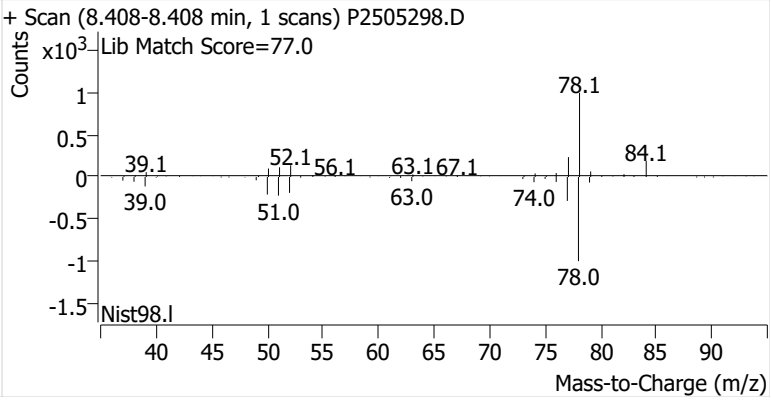

Toluene-d8 (IS)

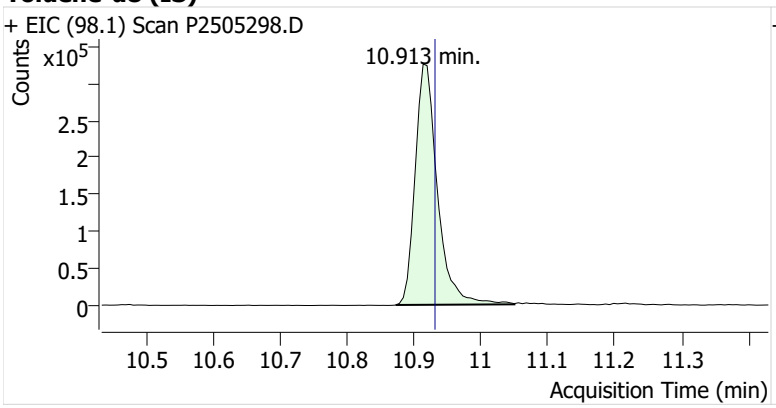

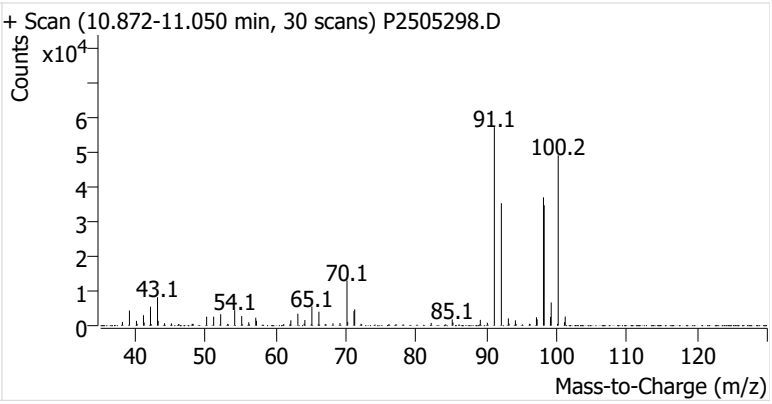

Toluene

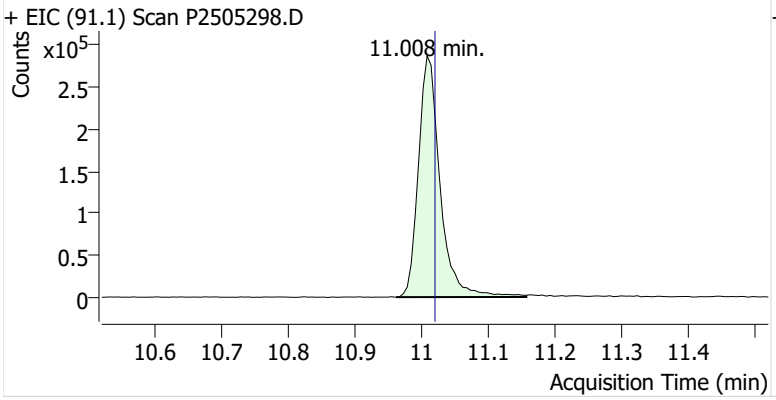

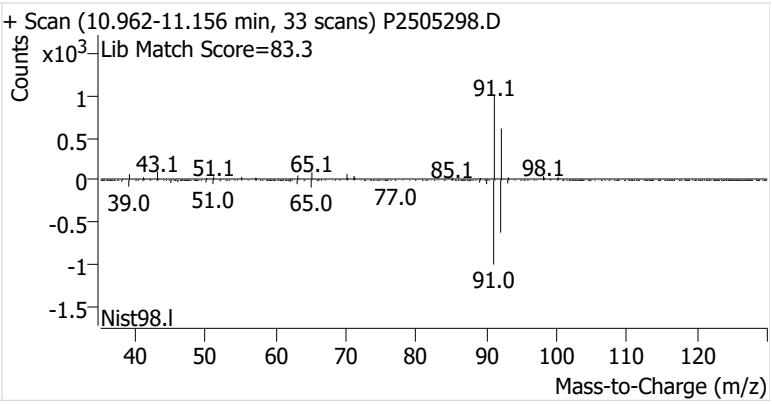

Ethylbenzene

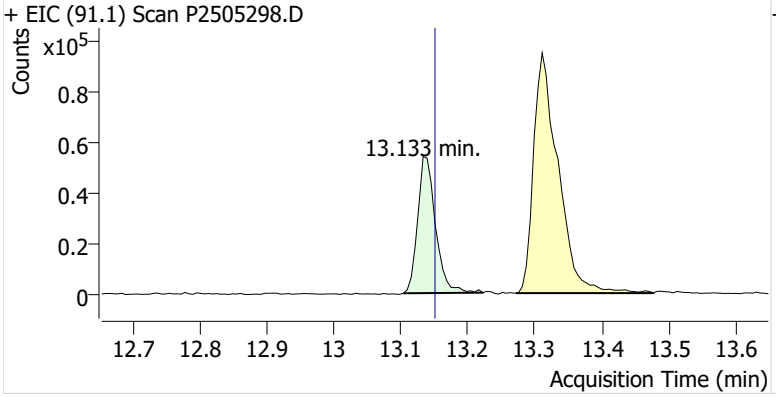

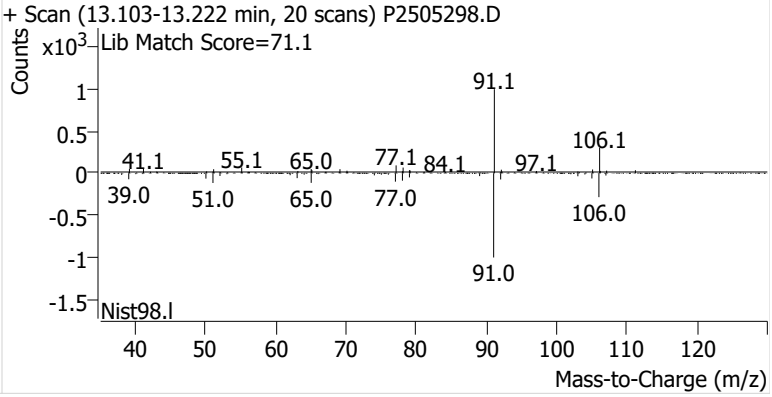

m-/p-Xylenes

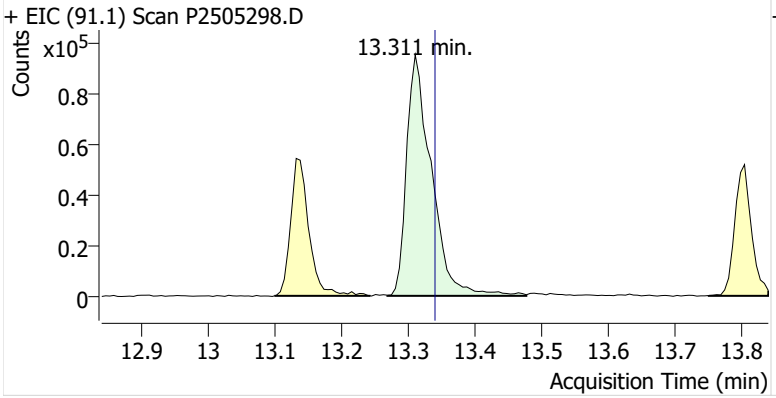

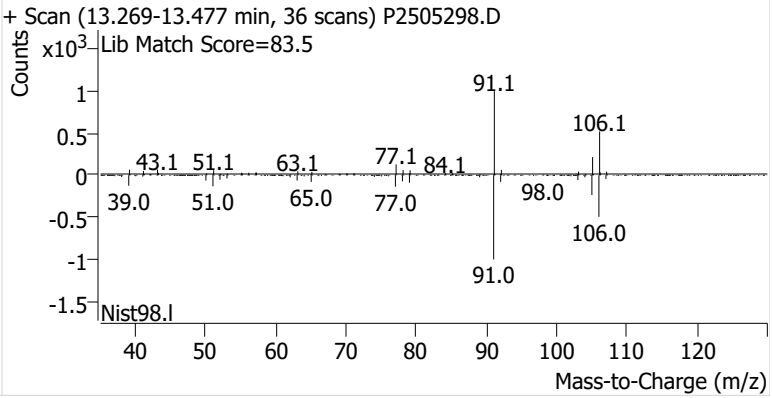

o-Xylene

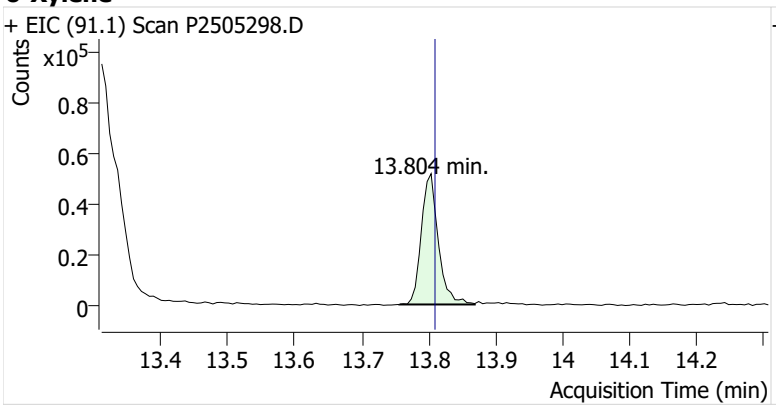
+ EIC (91.1) Scan P2505298.D
Counts
x10^5
0.8
0.6
0.4
0.2
0
13.804 min.
13.4
13.5
13.6
13.7
13.8
13.9
14
14.1
14.2
Acquisition Time (min)

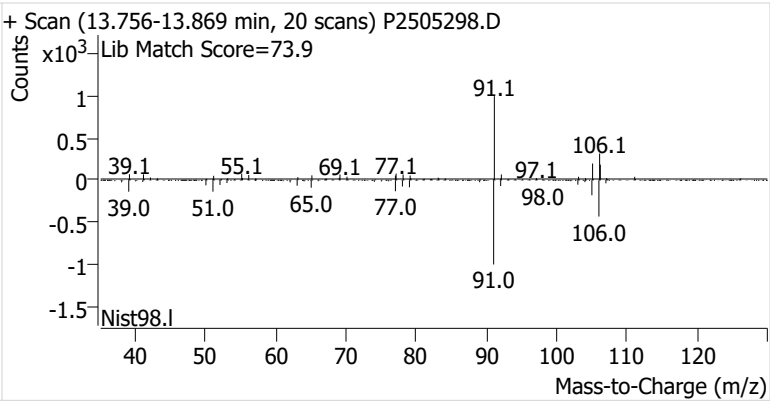
+ Scan (13.756-13.869 min, 20 scans) P2505298.D
Counts
x10^3
Lib Match Score=73.9
1
0.5
0
-0.5
-1
-1.5
91.1
106.1
39.1
55.1
69.1
77.1
97.1
98.0
39.0
51.0
65.0
77.0
106.0
91.0
Nist98.l
40
50
60
70
80
90
100
110
120
Mass-to-Charge (m/z)

Name	CGOSP-17-S-20250729
Comment	C60224
Data File	P2505299.D
Acq. Date-Time	8/20/2025 7:09:18 AM
Acq. Method File	M325B-TD35
Tube Sorbent	Carbopack X
Analyze Quant Version	12.1
Report Quant Version	12.1

Sample Chromatogram

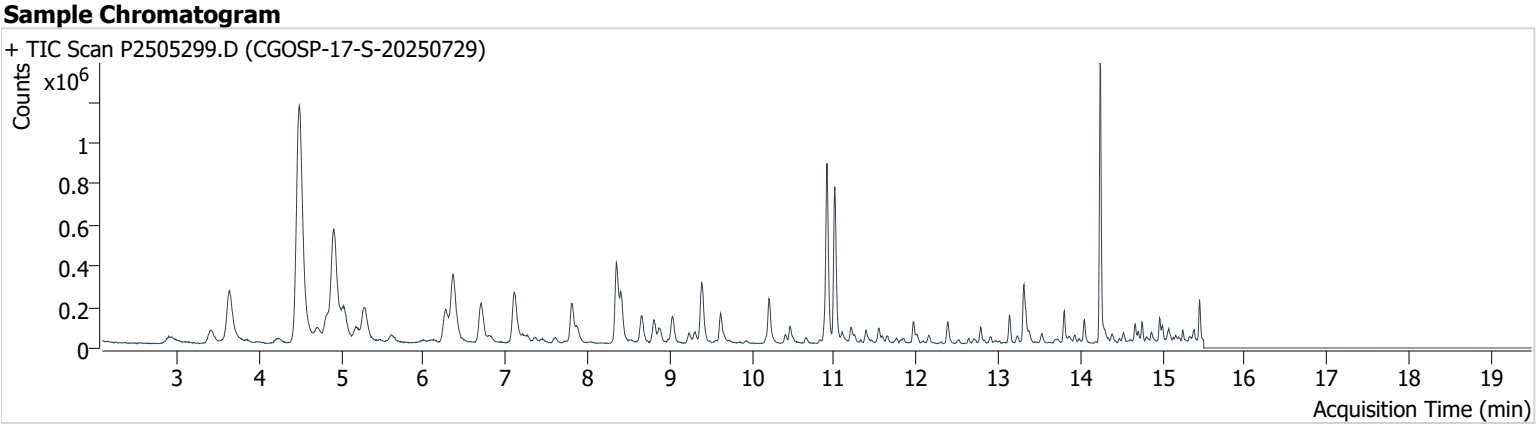

Name	ISTD	RT	ICAL RT	Resp.	Int. Flag
benzene-d6 (IS)		8.349	8.367	633,512	
Benzene	benzene-d6 (IS)	8.408	8.426	330,175	
Toluene-d8 (IS)		10.913	10.931	749,370	
Toluene	Toluene-d8 (IS)	11.008	11.020	643,727	
Ethylbenzene	Toluene-d8 (IS)	13.139	13.151	106,291	
m-/p-Xylenes	Toluene-d8 (IS)	13.311	13.341	272,469	
o-Xylene	Toluene-d8 (IS)	13.804	13.809	96,580	

benzene-d6 (IS)

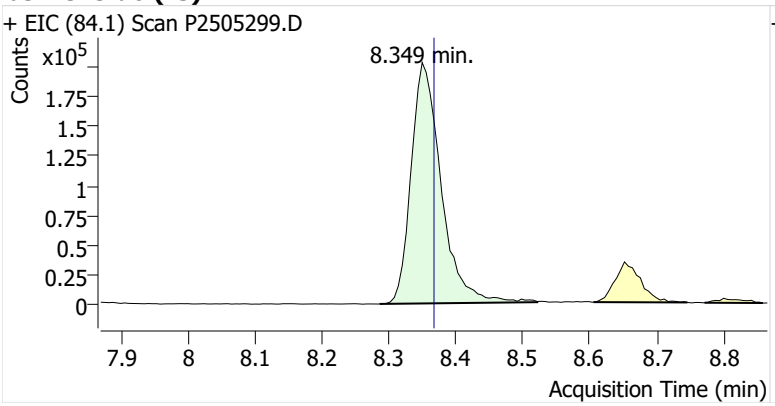

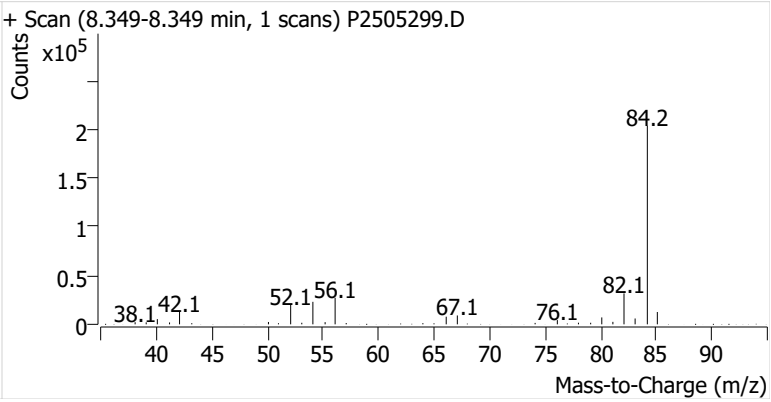

Benzene

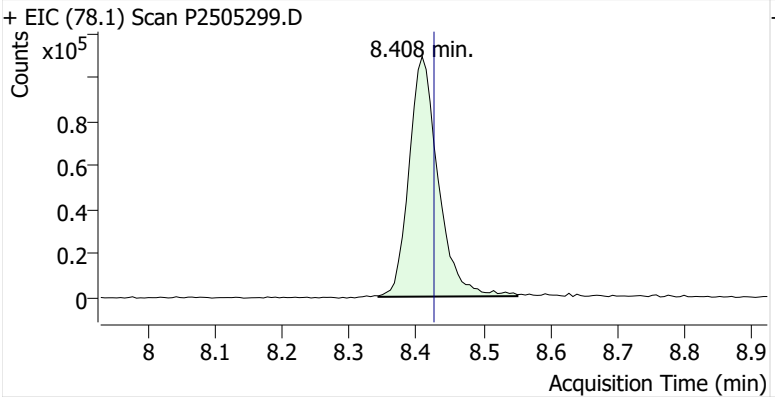

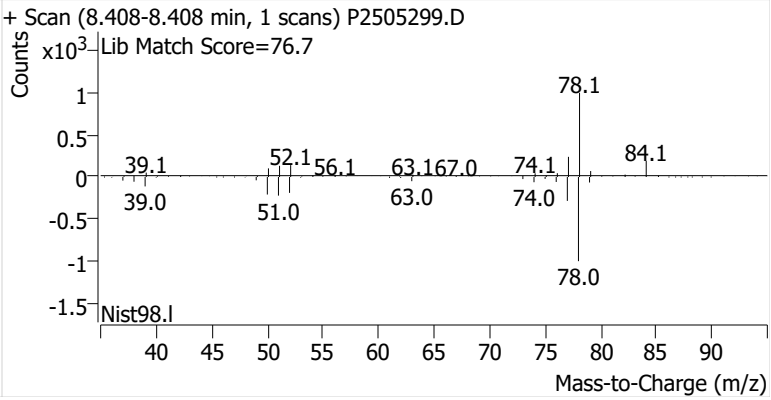

Toluene-d8 (IS)

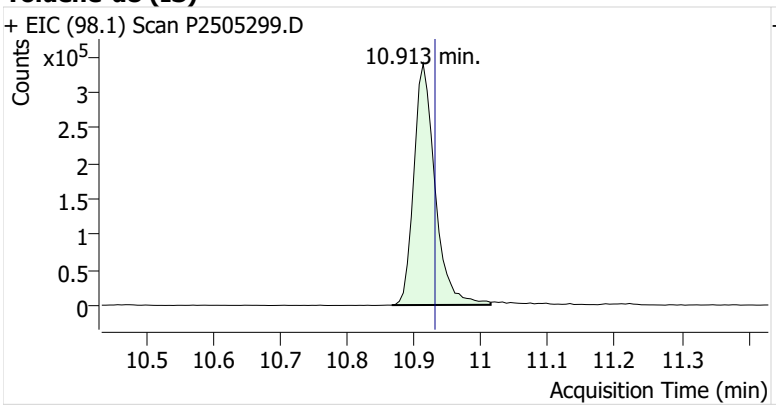

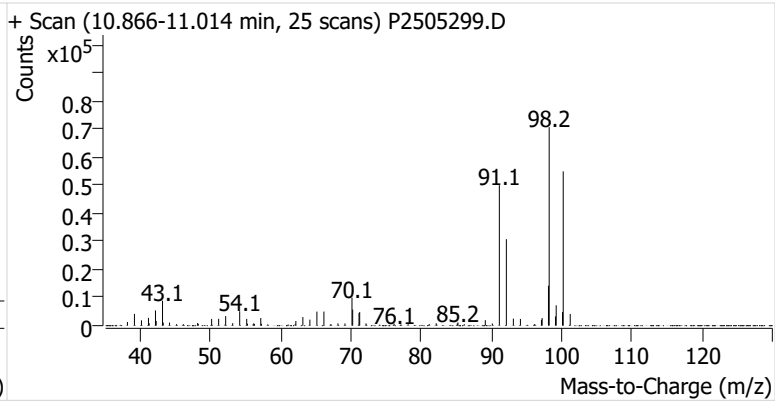

Toluene

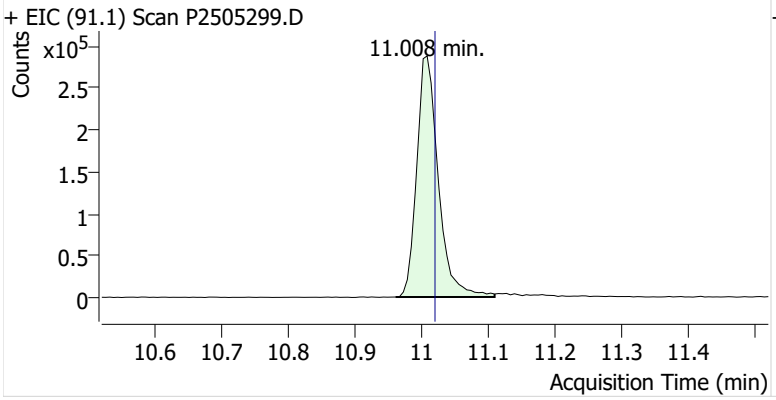

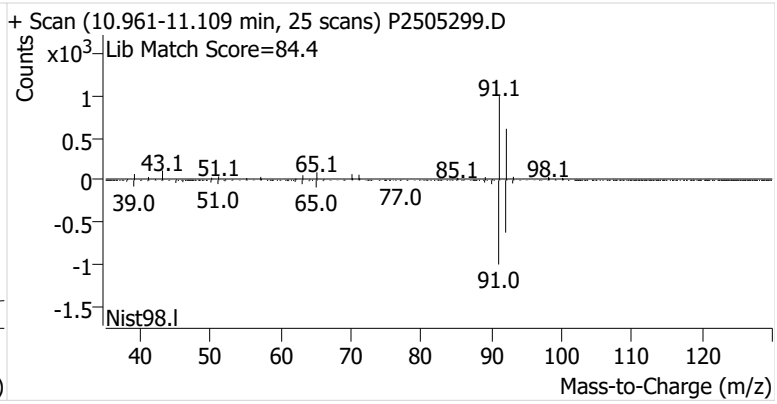

Ethylbenzene

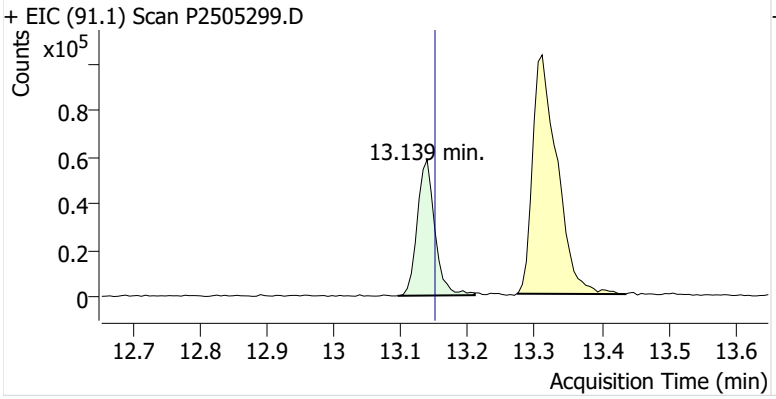

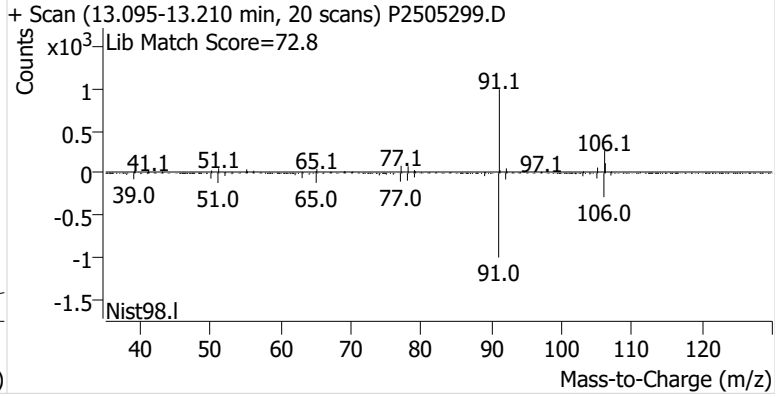

m-/p-Xylenes

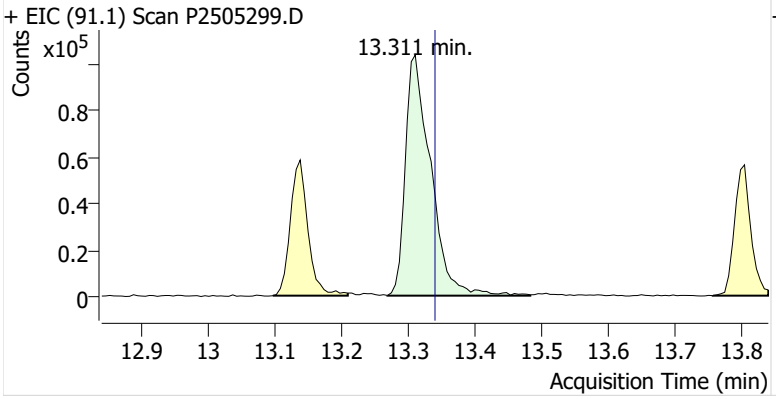

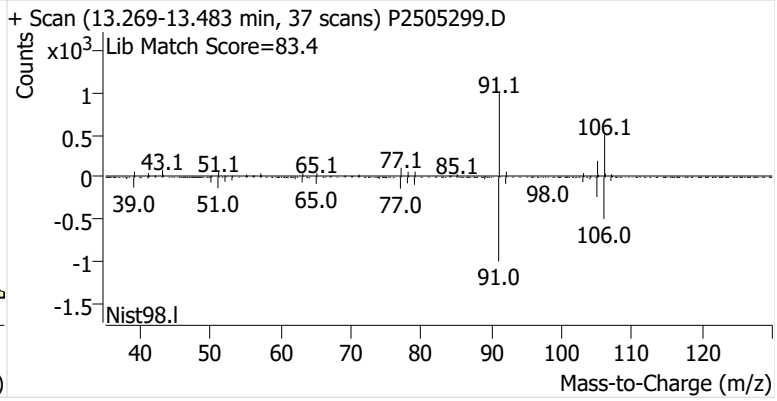

o-Xylene

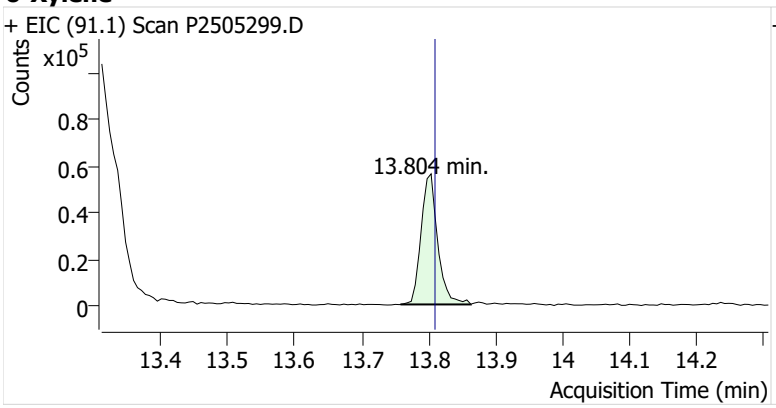
+ EIC (91.1) Scan P2505299.D
Counts
x10^5
0.8
0.6
0.4
0.2
0
13.804 min.
13.4
13.5
13.6
13.7
13.8
13.9
14
14.1
14.2
Acquisition Time (min)

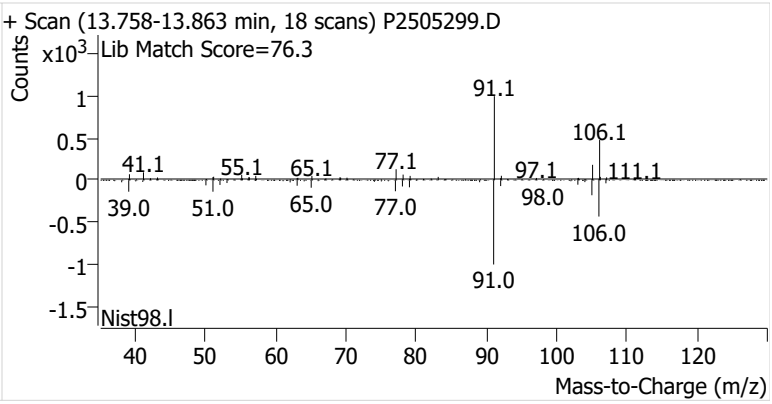
+ Scan (13.758-13.863 min, 18 scans) P2505299.D
Counts
x10^3
Lib Match Score=76.3
1
0.5
0
-0.5
-1
-1.5
91.1
106.1
41.1
55.1
65.1
77.1
97.1
111.1
39.0
51.0
65.0
77.0
98.0
106.0
91.0
Nist98.l
40
50
60
70
80
90
100
110
120
Mass-to-Charge (m/z)

Name	CGOSP-18-S-20250729
Comment	C43855
Data File	P2505300.D
Acq. Date-Time	8/20/2025 7:46:34 AM
Acq. Method File	M325B-TD35
Tube Sorbent	Carbopack X
Analyze Quant Version	12.1
Report Quant Version	12.1

Sample Chromatogram

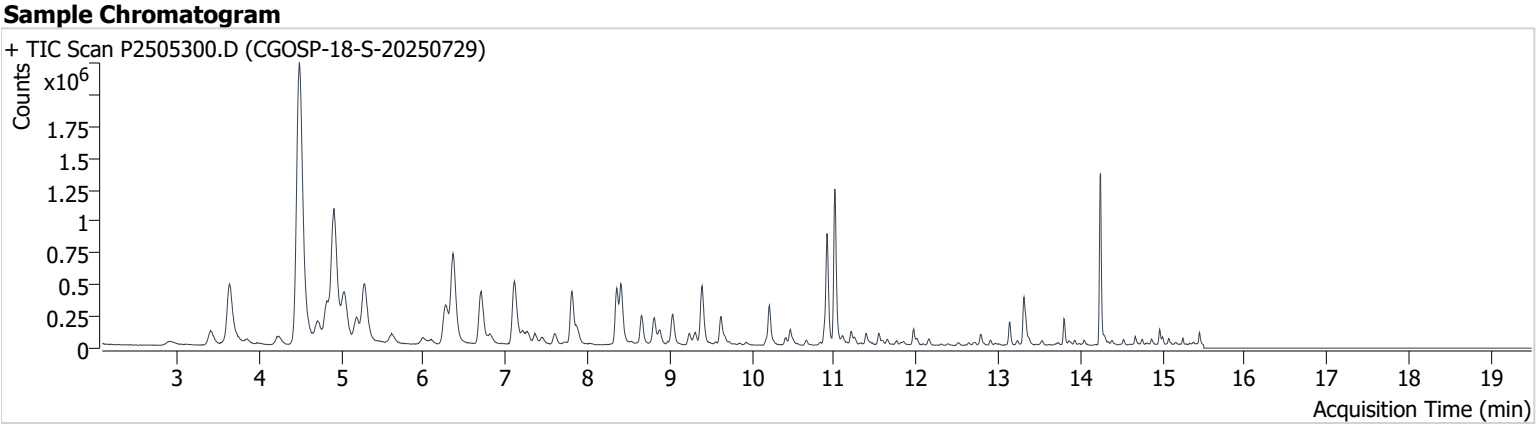

Name	ISTD	RT	ICAL RT	Resp.	Int. Flag
benzene-d6 (IS)		8.355	8.367	609,668	
Benzene	benzene-d6 (IS)	8.402	8.426	695,067	
Toluene-d8 (IS)		10.913	10.931	762,035	
Toluene	Toluene-d8 (IS)	11.008	11.020	1,078,358	
Ethylbenzene	Toluene-d8 (IS)	13.139	13.151	153,960	
m-/p-Xylenes	Toluene-d8 (IS)	13.311	13.341	365,870	
o-Xylene	Toluene-d8 (IS)	13.798	13.809	132,748	

benzene-d6 (IS)

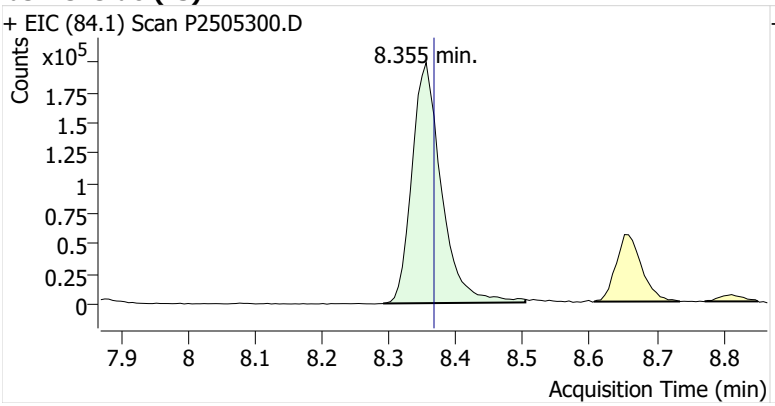

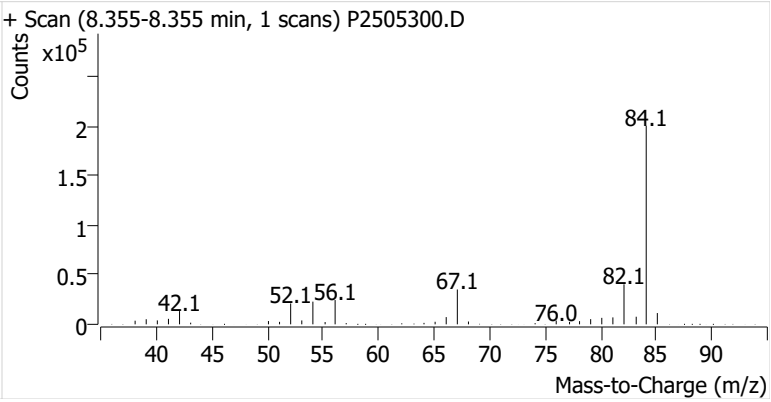

Benzene

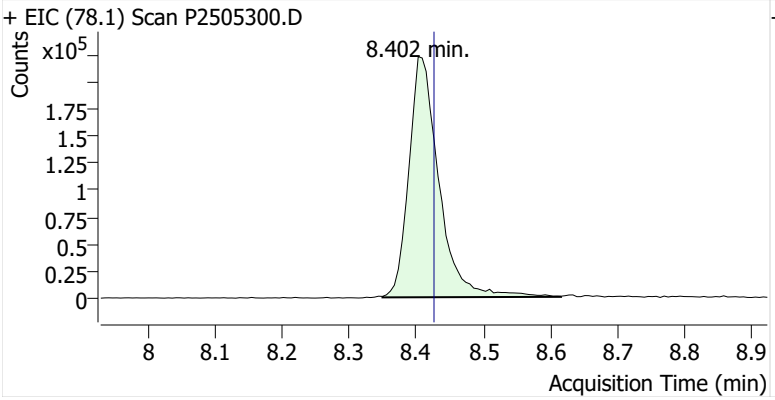

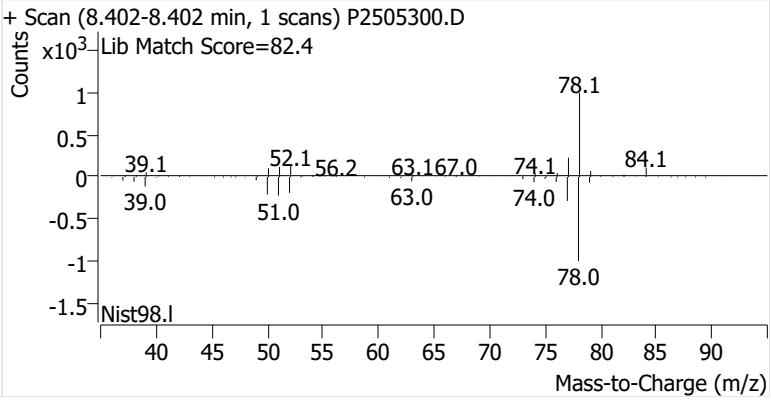

Toluene-d8 (IS)

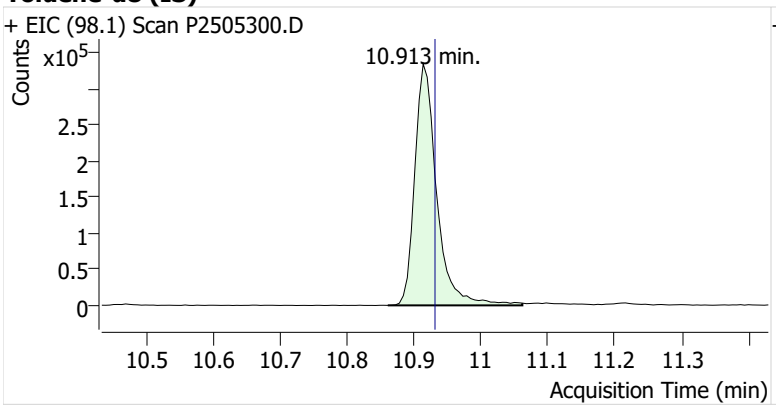

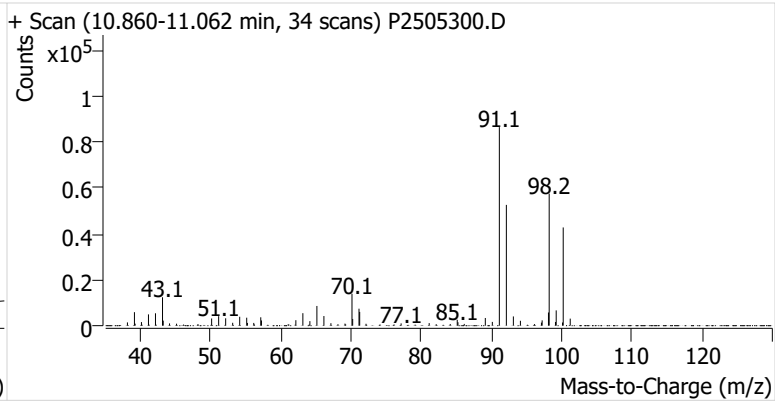

Toluene

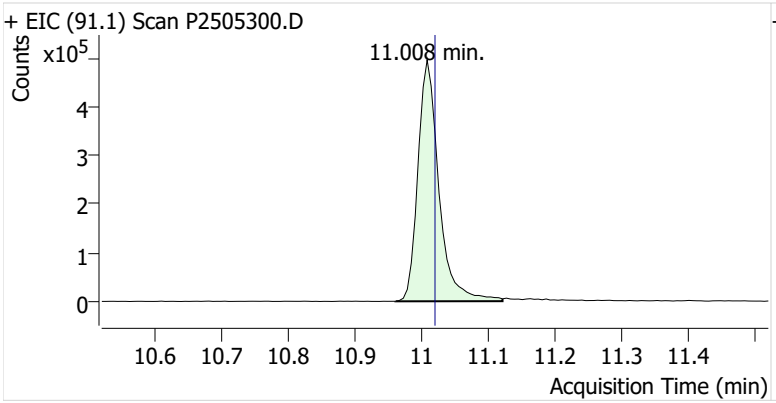

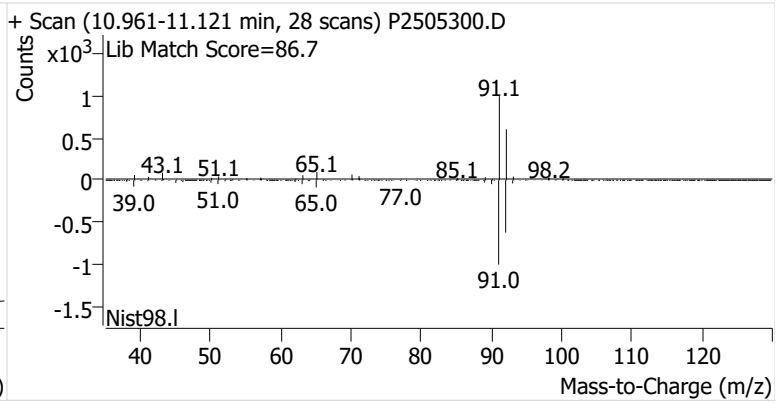

Ethylbenzene

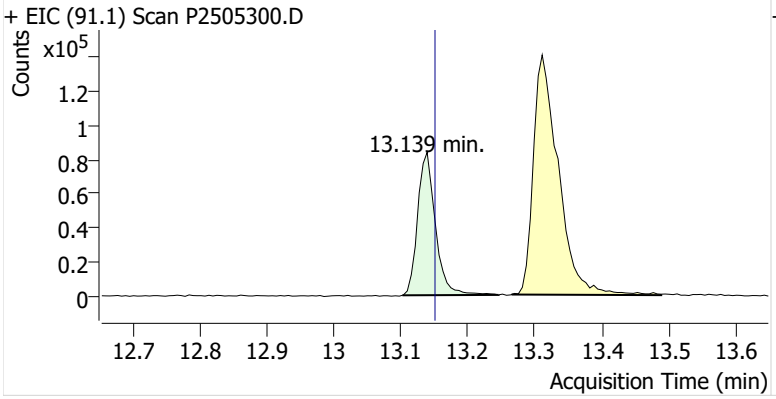

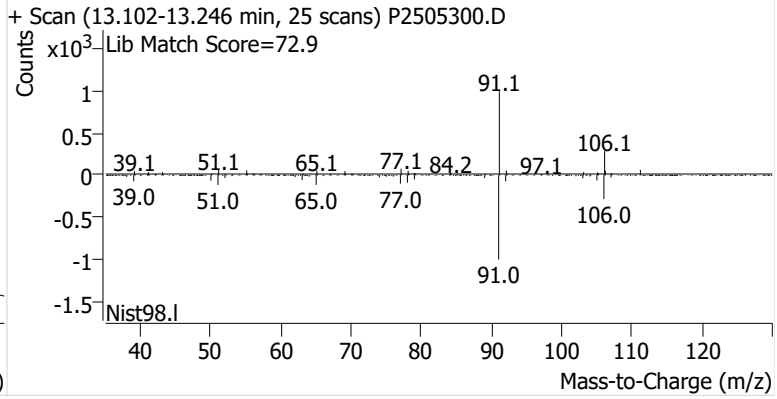

m-/p-Xylenes

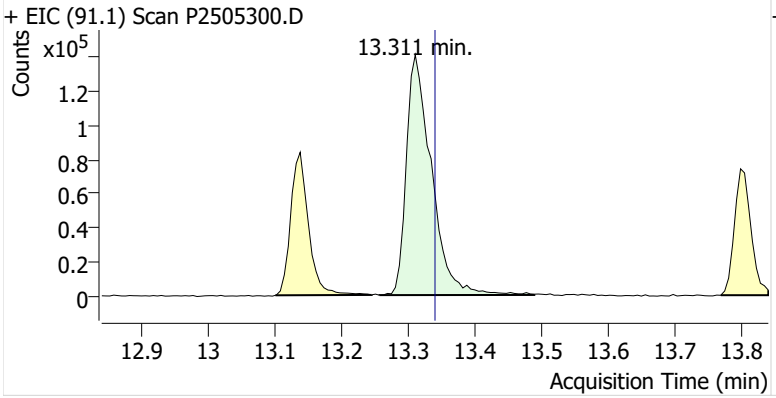

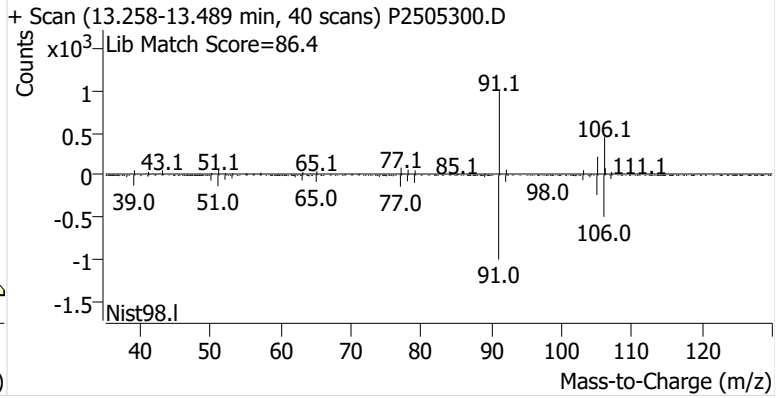

o-Xylene

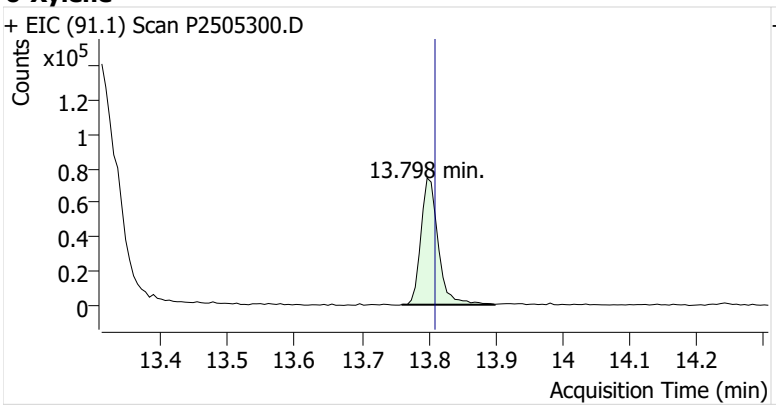
+ EIC (91.1) Scan P2505300.D
Counts
x10^5
1.2
1
0.8
0.6
0.4
0.2
0
13.798 min.
13.4
13.5
13.6
13.7
13.8
13.9
14
14.1
14.2
Acquisition Time (min)

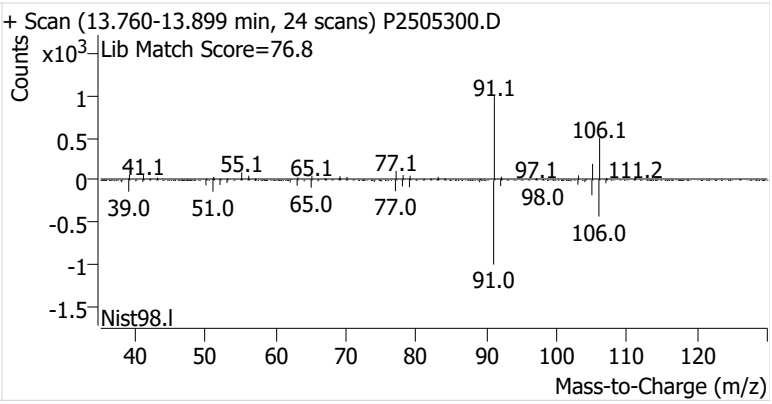
+ Scan (13.760-13.899 min, 24 scans) P2505300.D
Counts
x10^3
Lib Match Score=76.8
1
0.5
0
-0.5
-1
-1.5
91.1
106.1
41.1
55.1
65.1
77.1
97.1
111.2
39.0
51.0
65.0
77.0
98.0
106.0
91.0
Nist98.l
40
50
60
70
80
90
100
110
120
Mass-to-Charge (m/z)

Initial Calibration

Enthalpy Analytical

Company: Montrose Air Quality Services, LLC - New Jersey
Job No.: 2025FP304-1 EPA Method 325B Analysis
Client No.: PROJ-050158 Site: CITGO - South Portland Terminal

Calibration Curves

Method	Compound	Level	Cal File	Amount (ng)	Area	ISTD Amt (ng)	ISTD Area	RRF	Dev
P041125A_CC252679_R1_QT_CC185154	Benzene	1	P2502258.D	4.96	47440	90.3	798559	1.081	0.21
P041125A_CC252679_R1_QT_CC185154	Benzene	2	P2502259.D	9.92	81580	90.3	784474	0.946	0.056
P041125A_CC252679_R1_QT_CC185154	Benzene	3	P2502260.D	19.85	154990	90.3	766291	0.920	0.027
P041125A_CC252679_R1_QT_CC185154	Benzene	4	P2502261.D	39.70	307006	90.3	776135	0.900	0.0043
P041125A_CC252679_R1_QT_CC185154	Benzene	5	P2502262.D	99.25	682063	90.3	768529	0.807	-0.099
P041125A_CC252679_R1_QT_CC185154	Benzene	6	P2502263.D	198.49	1383026	90.3	766391	0.821	-0.084
P041125A_CC252679_R1_QT_CC185154	Benzene	7	P2502264.D	595.47	3847989	90.3	733331	0.796	-0.11
P041125A_CC252679_R1_QT_CC185154	Benzene	QT		120.51		90.3			
						Avg:	770530	0.896	
						%RSD:	2.6%	11.2%	
P041125A_CC252679_R1_QT_CC185154	Toluene	1	P2502258.D	5.37	53462	105.3	981002	1.069	0.21
P041125A_CC252679_R1_QT_CC185154	Toluene	2	P2502259.D	10.73	93718	105.3	977723	0.940	0.061
P041125A_CC252679_R1_QT_CC185154	Toluene	3	P2502260.D	21.46	177517	105.3	952641	0.914	0.031
P041125A_CC252679_R1_QT_CC185154	Toluene	4	P2502261.D	42.92	366700	105.3	958584	0.938	0.058
P041125A_CC252679_R1_QT_CC185154	Toluene	5	P2502262.D	107.31	751020	105.3	937774	0.786	-0.11
P041125A_CC252679_R1_QT_CC185154	Toluene	6	P2502263.D	214.62	1544431	105.3	950212	0.797	-0.1
P041125A_CC252679_R1_QT_CC185154	Toluene	7	P2502264.D	643.86	4297415	105.3	923104	0.761	-0.14
P041125A_CC252679_R1_QT_CC185154	Toluene	QT		105.84		105.3			
						Avg:	954434	0.887	
						%RSD:	2.2%	12.5%	
P041125A_CC252679_R1_QT_CC185154	Ethylbenzene	1	P2502258.D	5.16	56966	105.3	981002	1.185	0.15
P041125A_CC252679_R1_QT_CC185154	Ethylbenzene	2	P2502259.D	10.32	108870	105.3	977723	1.137	0.1
P041125A_CC252679_R1_QT_CC185154	Ethylbenzene	3	P2502260.D	20.63	213920	105.3	952641	1.146	0.11
P041125A_CC252679_R1_QT_CC185154	Ethylbenzene	4	P2502261.D	41.26	422263	105.3	958584	1.124	0.088
P041125A_CC252679_R1_QT_CC185154	Ethylbenzene	5	P2502262.D	103.15	801782	105.3	937774	0.873	-0.16
P041125A_CC252679_R1_QT_CC185154	Ethylbenzene	6	P2502263.D	206.30	1736097	105.3	950212	0.932	-0.098
P041125A_CC252679_R1_QT_CC185154	Ethylbenzene	7	P2502264.D	618.90	4543663	105.3	923104	0.837	-0.19
P041125A_CC252679_R1_QT_CC185154	Ethylbenzene	QT		110.01		105.3			
						Avg:	954434	1.034	
						%RSD:	2.2%	14.2%	

Enthalpy Analytical

Company: Montrose Air Quality Services, LLC - New Jersey
Job No.: 2025FP304-1 EPA Method 325B Analysis
Client No.: PROJ-050158 Site: CITGO - South Portland Terminal

Calibration Curves

Method	Compound	Level	Cal File	Amount (ng)	Area	ISTD Amt (ng)	ISTD Area	RRF	Dev
P041125A_CC252679_R1_QT_CC185154	m-/p-Xylenes	1	P2502258.D	4.87	38899	105.3	981002	0.857	0.083
P041125A_CC252679_R1_QT_CC185154	m-/p-Xylenes	2	P2502259.D	9.74	73807	105.3	977723	0.816	0.03
P041125A_CC252679_R1_QT_CC185154	m-/p-Xylenes	3	P2502260.D	19.48	153415	105.3	952641	0.870	0.099
P041125A_CC252679_R1_QT_CC185154	m-/p-Xylenes	4	P2502261.D	38.97	310930	105.3	958584	0.876	0.11
P041125A_CC252679_R1_QT_CC185154	m-/p-Xylenes	5	P2502262.D	97.42	591523	105.3	937774	0.682	-0.14
P041125A_CC252679_R1_QT_CC185154	m-/p-Xylenes	6	P2502263.D	194.84	1339681	105.3	950212	0.762	-0.038
P041125A_CC252679_R1_QT_CC185154	m-/p-Xylenes	7	P2502264.D	584.52	3480142	105.3	923104	0.679	-0.14
P041125A_CC252679_R1_QT_CC185154	m-/p-Xylenes	QT		123.29		105.3			
						Avg:	954434	0.792	
						%RSD:	2.2%	10.8%	
P041125A_CC252679_R1_QT_CC185154	o-Xylene	1	P2502258.D	5.08	44039	105.3	981002	0.930	0.12
P041125A_CC252679_R1_QT_CC185154	o-Xylene	2	P2502259.D	10.16	84765	105.3	977723	0.898	0.078
P041125A_CC252679_R1_QT_CC185154	o-Xylene	3	P2502260.D	20.32	174712	105.3	952641	0.950	0.14
P041125A_CC252679_R1_QT_CC185154	o-Xylene	4	P2502261.D	40.64	330869	105.3	958584	0.894	0.073
P041125A_CC252679_R1_QT_CC185154	o-Xylene	5	P2502262.D	101.61	648711	105.3	937774	0.717	-0.14
P041125A_CC252679_R1_QT_CC185154	o-Xylene	6	P2502263.D	203.21	1413541	105.3	950212	0.771	-0.075
P041125A_CC252679_R1_QT_CC185154	o-Xylene	7	P2502264.D	609.64	3599376	105.3	923104	0.673	-0.19
P041125A_CC252679_R1_QT_CC185154	o-Xylene	QT		114.65		105.3			
						Avg:	954434	0.833	
						%RSD:	2.2%	13.3%	

Calibration Curves

Method	Compound	Level	Cal File	Amount (ng)	Area	ISTD Amt (ng)	ISTD Area	RRF	Dev
P041125A_CC252679_R1_QT_CC185154	Benzene	ICV	P2502265.D	64.22	465786	90.3	753743	0.869	-3.0%
P041125A_CC252679_R1_QT_CC185154	Toluene	ICV	P2502265.D	76.59	610878	105.3	957560	0.877	-1.1%
P041125A_CC252679_R1_QT_CC185154	Ethylbenzene	ICV	P2502265.D	86.22	753297	105.3	957560	0.961	-7.1%
P041125A_CC252679_R1_QT_CC185154	m-/p-Xylenes	ICV	P2502265.D	89.75	613496	105.3	957560	0.752	-5.1%
P041125A_CC252679_R1_QT_CC185154	o-Xylene	ICV	P2502265.D	88.34	625434	105.3	957560	0.778	-6.6%

M325B PDF Report ver.20250630

Sample Custody

ENTHALPY
ANALYTICAL

ENTHALPY ANALYTICAL

2025FP304

EPA Method 325 A/B Field Test Data Sheet and Chain of Custody Record

Page #1 of #1

☐ Standard Turn Around Time (10 business days)
☐ Rush Turn Around Time
• All TATs Subject to Approval by Enthalpy Analytical, Inc.
• Unless otherwise specified, sample tubes will be conditioned for re-use 3 business days after submission of results

Site Name:	Citgo South Portland	Client Name:	Montrose Air
Site Address:	102 Mechanic Street	Project Number:	#031602
City:	Bangor	Project Manager:	Harry Brown
State	Maine	Email Address:	harybrown@Montrose-env.com
Zip:	04106	Telephone #:	207.441.0025

PO#:
Sample Event #
Sorbent:

Location	Sample ID (Tube ID)	Sample, Blank or Duplicate	Start Date	Start Time	Stop Date	Stop Time	Deployed/ Collected by	Ave. Pressure (inHg)	Avg. Ambient Temp. (°F)
1 B	47148	S	7/29/25	905	8/12/25	930	HFB		
2 C	34197	S		915		940			
3 C	55456	S		930		955			
3 B	15550	D		930		955			
3 C	20439	B		930		955			
4 B	11621	S		940		1005			
5 C	01530	S		950		1015			
6 C	32749	S		1000		1025			
7 C	55312	S		1010		1035			
8 C	57490	S		1020		1045			
9 C	43311	S		1030		1100			
9 C	59911	D		1030		1100			
9 B	19904	B	=	1030	=	1100	=		
10 B	20846	S		1040		1110			
11 C	57703	S		1050		1120			
12 C	38881	S		1100		1130			
13 C	35708	S		1110		1140			
14 B	46898	S		1120		1150			
15 C	37466	S		1130		1200			
16 B	15031	S		1140		1210			
17 C	60224	S		1150		1220			
18 C	43855	S	7/29/25	1200	8/12/25	1230	HFB		

Relinquished By (printed):	Relinquished By (signature):	Relinquished Date:	Relinquished Time:
Harry Brown		8/12/2025	16:45
Recieved By (printed):	**Recieved By (signature):**	**Receipt Date:**	**Receipt Time:**
David Taylor		8/18/25	11:30

Sample Condition Upon Receipt:	Compound List:	Custody Seal intact? Y/N:	Delivery tracking #
Good		Y	
Ice Temp: / Blank Temp: 25.4 / FMLeH		Add Custody Seal # below: 24615881	

Comments:

This Is The Last Page Of This Report.

ENTHALPY
ANALYTICAL

CITGO – South Portland Terminal

102 Mechanic St.
South Portland, ME 04106

Sampling Event 34 CITGO - South Portland Terminal

Client Project# PROJ-050158
Samples Received: 9/2/2025

Analytical Report
2025FP305

EPA Method 325B Analysis

Report Issue Date: 9/10/2025

I certify that to the best of my knowledge all analytical data presented in this report have been checked for completeness, accuracy, errors and legibility in addition to having been conducted in accordance with approved protocol, and that all deviations and analytical problems are summarized in the appropriate narrative(s). This report shall not be reproduced except in full without approval of the laboratory. This will provide assurance that parts of the report are not taken out of context.

Amendment(s):

Signature:

Isabel C Obando

QA Review by Isabel Obando Marrero, Data Reviewer

ENTHALPY
ANALYTICAL

Matt Cavanaugh
Matthew.Cavanaugh@enthalpy.com / www.enthalpy.com
O: (919) 850-4392
Enthalpy Analytical
800 Capitola Drive Suite 1 Durham, NC 27713

Table of Contents

Case Narrative . . . 3
Results . . . 6
    Summary of Results . . . 7
    Detailed Results . . . 8
QC Data . . . 12
Chromatograms . . . 15
Initial Calibration . . . 85
Sample Custody . . . 88
    Chain of Custody . . . 89

Narrative Summary

ENTHALPY
ANALYTICAL

Enthalpy Analytical Narrative Summary

Company	Montrose Air Quality Services, LLC - New Jersey
Job No.	2025FP305-1
Client ID.	PROJ-050158 Site: CITGO - South Portland Terminal

1. Custody

The samples were received at Enthalpy Analytical on September 2, 2025 at 21.6 °C. The samples were received in good condition. Prior to, during, and after analysis, the samples were kept under lock with access only to authorized personnel by Enthalpy Analytical, LLC

Table 1 - Sample Inventory

Sample ID	Tube ID	Sample Type
CGOSP-1-S-20250812	B20292	Sample
CGOSP-2-S-20250812	B35493	Sample
CGOSP-3-S-20250812	B50900	Sample
CGOSP-3-D-20250812	C59920	Duplicate
CGOSP-3-B-20250812	C43297	Blank
CGOSP-4-S-20250812	C01564	Sample
CGOSP-5-S-20250812	B43842	Sample
CGOSP-6-S-20250812	B50665	Sample
CGOSP-7-S-20250812	C60293	Sample
CGOSP-8-S-20250812	B48130	Sample
CGOSP-9-S-20250812	C40695	Sample
CGOSP-9-D-20250812	C01612	Duplicate
CGOSP-9-B-20250812	B50605	Blank
CGOSP-10-S-20250812	C35730	Sample
CGOSP-11-S-20250812	C57715	Sample
CGOSP-12-S-20250812	C57814	Sample
CGOSP-13-S-20250812	C40692	Sample
CGOSP-14-S-20250812	B46813	Sample
CGOSP-15-S-20250812	C57173	Sample
CGOSP-16-S-20250812	B52747	Sample
CGOSP-17-S-20250812	C43587	Sample
CGOSP-18-S-20250812	C55306	Sample

2. Analysis

The samples were analyzed for Benzene, Toluene, Ethylbenzene, m-/p-Xylenes, and o-Xylene using EPA Method 325B – Volatile Organic Compounds from Fugitive and Area Sources by Thermal Desorption and GC/MS. A copy of the acquisition method M325B-TD35 is not included in this report but may be available upon request.

The sample tube media used for this sampling period was CarbopackX. All calibration standards and laboratory QC were prepared using the same media.

Enthalpy Analytical Narrative Summary

Company	Montrose Air Quality Services, LLC - New Jersey
Job No.	2025FP305-1
Client ID.	PROJ-050158 Site: CITGO - South Portland Terminal

3. Calibration

The daily BFB check failed to meet method criteria for the relative response of m/z 176. Because m/z 176 is not near the tuning region of the quant ions for the target analytes and the continuing calibration checks met the 30% difference criteria, the deviation is not expected to have an effect on the data. All other BFB criteria have been met for this analysis.

The initial calibration (P041125A_CC252679_R1_QT_CC185154) met all 30% RSD criteria. The initial calibration verification met 30% difference criteria. The continuing calibration verifications met 30% difference criteria. The initial and continuing calibration raw data are not included in this report but are available upon request.

5. QC Notes

All quality control criteria required by the method and/or the laboratory SOP have been met unless noted otherwise below.

6. Reporting Notes

One Sample exhibited a catch mass for Ethylbenzene, m-/p-Xylenes, and o-Xylene that exceeded the calibration range, should be considered estimated, and has been flagged “E" to denote this.

All tubes used for this sampling period met the method criteria for number of uses; no tube exceeded 50 field uses.

As specified in EPA Method 325B, the response factor of the daily continuing calibration standard was used to quantitate all field samples and blanks.

All samples were reported as amount in ng catch, and concentration in ug/m³ and ppbv.

The results presented in this report are representative of the samples as provided to the laboratory. These analyses met the requirements of the TNI Standard. Any deviations from the requirements of the reference method or TNI Standard have been stated above.

Enthalpy Analytical, located at 800 Capitola Drive, Suite 1, Durham NC, 27713 is accredited by the Louisiana Department of Environmental Quality (LDEQ) for EPA Method 325B for all analytes included in this report under **Certificate Number 04010**.

Results

Enthalpy Analytical

Company: Montrose Air Quality Services, LLC - New Jersey
Job No.: 2025FP305-1 EPA Method 325B Analysis
Client No.: PROJ-050158 Site: CITGO - South Portland Terminal

Summary

Sample Code	Tube ID	Benzene		Toluene		Ethylbenzene		m-/p-Xylenes		o-Xylene	
		(ug/m³)	Flag	(ug/m³)	Flag	(ug/m³)	Flag	(ug/m³)	Flag	(ug/m³)	Flag
CGOSP-1-S-20250812	B20292	3.87		9.80		2.27		7.26		2.74	
CGOSP-2-S-20250812	B35493	2.43		10.3		111	E	450	E	119	E
CGOSP-3-S-20250812	B50900	3.02		7.89		2.11		8.36		2.99	
CGOSP-3-D-20250812	C59920	3.06		7.53		1.62		6.52		2.47	
CGOSP-3-B-20250812	C43297	0.187	ND	0.241	ND	0.272	ND	0.272	ND	0.272	ND
CGOSP-4-S-20250812	C01564	3.78		10.1		2.19		7.11		2.88	
CGOSP-5-S-20250812	B43842	3.59		10.5		2.41		8.38		3.32	
CGOSP-6-S-20250812	B50665	3.30		10.8		2.56		8.52		3.47	
CGOSP-7-S-20250812	C60293	3.65		11.0		1.83		6.77		2.65	
CGOSP-8-S-20250812	B48130	3.84		11.7		1.62		5.90		2.33	
CGOSP-9-S-20250812	C40695	2.74		8.19		1.47		4.50		1.73	
CGOSP-9-D-20250812	C01612	2.93		8.48		1.38		4.78		1.96	
CGOSP-9-B-20250812	B50605	0.187	ND	0.241	ND	0.272	ND	0.272	ND	0.272	ND
CGOSP-10-S-20250812	C35730	1.86		5.61		1.16		3.48		1.37	
CGOSP-11-S-20250812	C57715	2.35		7.23		1.23		4.66		1.77	
CGOSP-12-S-20250812	C57814	1.66		5.30		1.07		4.15		1.63	
CGOSP-13-S-20250812	C40692	1.77		5.97		1.75		5.37		2.02	
CGOSP-14-S-20250812	B46813	2.11		6.66		1.77		5.65		2.13	
CGOSP-15-S-20250812	C57173	2.70		7.51		1.57		5.70		2.22	
CGOSP-16-S-20250812	B52747	6.07		11.8		1.83		6.86		2.56	
CGOSP-17-S-20250812	C43587	4.77		9.99		1.80		6.26		2.45	
CGOSP-18-S-20250812	C55306	11.8		20.4		2.72		10.6		3.79	

E: Concentration exceeds the calibration range. The analyte result is an estimated value
ND: The analyte was not present above the Method Detection Limit

Enthalpy Analytical

Company: Montrose Air Quality Services, LLC - New Jersey
Job No.: 2025FP305-1 EPA Method 325B Analysis
Client No.: PROJ-050158 Site: CITGO - South Portland Terminal

Benzene

Sample Code	Tube ID	Conc (ug/m³)	Conc (ppbv)	Calc Amt (ng)	Temp (°F)	Uptake Rate (mL/min	Sample Time (min)	LOD (ug/m³)	LOQ (ug/m³)	LOD (ppbv)	LOQ (ppbv)	Flags	Data File	Inj DateTime	CCV RRF	Ret Time (min)	Target Area	ISTD Area	ISTD Amt	ISTD RT	ISTD Change
CGOSP-1-S-20250812	B20292	3.87	1.21	51.8	68.3	0.665	20140	0.187	0.371	0.0585	0.116		P2505546.D	2025-09-02 17:53	1.008	8.403	469691	812696	90.3	8.349	-3.3%
CGOSP-2-S-20250812	B35493	2.43	0.761	32.5	68.3	0.665	20140	0.187	0.371	0.0585	0.116		P2505547.D	2025-09-02 18:30	1.008	8.409	291111	802499	90.3	8.349	-4.5%
CGOSP-3-S-20250812	B50900	3.02	0.946	40.4	68.3	0.665	20140	0.187	0.371	0.0585	0.116		P2505548.D	2025-09-02 19:07	1.008	8.409	351804	780052	90.3	8.361	-7.2%
CGOSP-3-D-20250812	C59920	3.06	0.957	40.9	68.3	0.665	20140	0.187	0.371	0.0585	0.116		P2505549.D	2025-09-02 19:45	1.008	8.414	240837	527575	90.3	8.361	-37.2%
CGOSP-3-B-20250812	C43297	0.187	0.0585		68.3	0.665	20140	0.187	0.371	0.0585	0.116	ND	P2505544.D	2025-09-02 16:38	1.008	8.396	4029	846052	90.3	8.355	0.7%
CGOSP-4-S-20250812	C01564	3.78	1.18	50.6	68.3	0.665	20140	0.187	0.371	0.0585	0.116		P2505550.D	2025-09-02 20:22	1.008	8.408	453543	803133	90.3	8.349	-4.4%
CGOSP-5-S-20250812	B43842	3.59	1.12	48.0	68.2	0.665	20140	0.187	0.371	0.0585	0.116		P2505551.D	2025-09-02 20:59	1.008	8.402	420965	785261	90.3	8.349	-6.6%
CGOSP-6-S-20250812	B50665	3.30	1.03	44.1	68.2	0.665	20140	0.187	0.371	0.0585	0.116		P2505552.D	2025-09-02 21:37	1.008	8.408	394424	801169	90.3	8.349	-4.7%
CGOSP-7-S-20250812	C60293	3.65	1.14	48.8	68.2	0.665	20140	0.187	0.371	0.0585	0.116		P2505553.D	2025-09-02 22:14	1.008	8.408	431815	792281	90.3	8.349	-5.7%
CGOSP-8-S-20250812	B48130	3.84	1.20	51.4	68.2	0.664	20140	0.187	0.371	0.0585	0.116		P2505554.D	2025-09-02 22:51	1.008	8.408	499811	871771	90.3	8.349	3.7%
CGOSP-9-S-20250812	C40695	2.74	0.857	36.6	68.2	0.664	20140	0.187	0.371	0.0585	0.116		P2505555.D	2025-09-02 23:29	1.008	8.402	332374	813335	90.3	8.349	-3.2%
CGOSP-9-D-20250812	C01612	2.93	0.917	39.2	68.2	0.664	20140	0.187	0.371	0.0585	0.116		P2505557.D	2025-09-03 00:43	1.008	8.408	340385	778704	90.3	8.349	-7.3%
CGOSP-9-B-20250812	B50605	0.187	0.0585		68.2	0.664	20140	0.187	0.371	0.0585	0.116	ND	P2505545.D	2025-09-02 17:15	1.008	8.409	9572	794159	90.3	8.349	-5.5%
CGOSP-10-S-20250812	C35730	1.86	0.583	24.9	68.2	0.664	20140	0.187	0.371	0.0585	0.116		P2505558.D	2025-09-03 01:21	1.008	8.402	215824	776112	90.3	8.349	-7.6%
CGOSP-11-S-20250812	C57715	2.35	0.736	31.4	68.2	0.664	20140	0.187	0.371	0.0585	0.116		P2505559.D	2025-09-03 01:58	1.008	8.402	276116	786958	90.3	8.349	-6.4%
CGOSP-12-S-20250812	C57814	1.66	0.520	22.2	68.2	0.664	20140	0.187	0.371	0.0585	0.116		P2505560.D	2025-09-03 02:35	1.008	8.408	188497	760916	90.3	8.349	-9.5%
CGOSP-13-S-20250812	C40692	1.77	0.553	23.6	68.2	0.664	20140	0.187	0.371	0.0585	0.116		P2505561.D	2025-09-03 03:12	1.008	8.402	205283	778371	90.3	8.349	-7.4%
CGOSP-14-S-20250812	B46813	2.11	0.660	28.2	68.2	0.664	20140	0.187	0.371	0.0585	0.116		P2505562.D	2025-09-03 03:50	1.008	8.403	242707	771571	90.3	8.349	-8.2%
CGOSP-15-S-20250812	C57173	2.70	0.847	36.2	68.2	0.664	20140	0.187	0.371	0.0585	0.116		P2505563.D	2025-09-03 04:27	1.008	8.403	317266	785632	90.3	8.349	-6.5%
CGOSP-16-S-20250812	B52747	6.07	1.90	81.2	68.2	0.664	20140	0.187	0.371	0.0585	0.116		P2505564.D	2025-09-03 05:04	1.008	8.408	692099	764099	90.3	8.355	-9.1%
CGOSP-17-S-20250812	C43587	4.77	1.49	63.8	68.2	0.664	20140	0.187	0.371	0.0585	0.116		P2505565.D	2025-09-03 05:42	1.008	8.409	542532	761615	90.3	8.355	-9.4%
CGOSP-18-S-20250812	C55306	11.8	3.70	158	68.1	0.664	20140	0.187	0.371	0.0585	0.116		P2505566.D	2025-09-03 06:19	1.008	8.408	1309768	743417	90.3	8.349	-11.5%

Toluene

Sample Code	Tube ID	Conc (ug/m³)	Conc (ppbv)	Calc Amt (ng)	Temp (°F)	Uptake Rate (mL/min	Sample Time (min)	LOD (ug/m³)	LOQ (ug/m³)	LOD (ppbv)	LOQ (ppbv)	Flags	Data File	Inj DateTime	CCV RRF	Ret Time (min)	Target Area	ISTD Area	ISTD Amt	ISTD RT	ISTD Change
CGOSP-1-S-20250812	B20292	9.80	2.60	102	68.3	0.516	20140	0.241	0.517	0.0639	0.137		P2505546.D	2025-09-02 17:53	1.051	11.002	984642	968543	105.3	10.913	-3.3%
CGOSP-2-S-20250812	B35493	10.3	2.74	107	68.3	0.516	20140	0.241	0.517	0.0639	0.137		P2505547.D	2025-09-02 18:30	1.051	11.008	993300	929043	105.3	10.913	-7.2%
CGOSP-3-S-20250812	B50900	7.89	2.10	82.0	68.3	0.516	20140	0.241	0.517	0.0639	0.137		P2505548.D	2025-09-02 19:07	1.051	11.008	769918	940842	105.3	10.913	-6.1%
CGOSP-3-D-20250812	C59920	7.53	2.00	78.2	68.3	0.516	20140	0.241	0.517	0.0639	0.137		P2505549.D	2025-09-02 19:45	1.051	11.014	472469	605206	105.3	10.925	-39.6%
CGOSP-3-B-20250812	C43297	0.241	0.0639		68.3	0.516	20140	0.241	0.517	0.0639	0.137	ND	P2505544.D	2025-09-02 16:38	1.051	11.008	6372	981241	105.3	10.913	-2.0%
CGOSP-4-S-20250812	C01564	10.1	2.68	105	68.3	0.516	20140	0.241	0.517	0.0639	0.137		P2505550.D	2025-09-02 20:22	1.051	11.008	1010471	965677	105.3	10.913	-3.6%
CGOSP-5-S-20250812	B43842	10.5	2.80	110	68.2	0.516	20140	0.241	0.517	0.0639	0.137		P2505551.D	2025-09-02 20:59	1.051	11.002	1024771	937059	105.3	10.913	-6.4%
CGOSP-6-S-20250812	B50665	10.8	2.86	112	68.2	0.516	20140	0.241	0.517	0.0639	0.137		P2505552.D	2025-09-02 21:37	1.051	11.002	1059843	948545	105.3	10.907	-5.3%
CGOSP-7-S-20250812	C60293	11.0	2.92	114	68.2	0.516	20140	0.241	0.517	0.0639	0.137		P2505553.D	2025-09-02 22:14	1.051	11.008	1096080	959649	105.3	10.913	-4.2%
CGOSP-8-S-20250812	B48130	11.7	3.11	122	68.2	0.516	20140	0.241	0.517	0.0639	0.137		P2505554.D	2025-09-02 22:51	1.051	11.002	1335684	1100442	105.3	10.913	9.9%
CGOSP-9-S-20250812	C40695	8.19	2.17	85.1	68.2	0.516	20140	0.241	0.517	0.0639	0.137		P2505555.D	2025-09-02 23:29	1.051	11.002	801499	943606	105.3	10.913	-5.8%
CGOSP-9-D-20250812	C01612	8.48	2.25	88.1	68.2	0.516	20140	0.241	0.517	0.0639	0.137		P2505557.D	2025-09-03 00:43	1.051	11.008	822950	935359	105.3	10.913	-6.6%
CGOSP-9-B-20250812	B50605	0.241	0.0639		68.2	0.516	20140	0.241	0.517	0.0639	0.137	ND	P2505545.D	2025-09-02 17:15	1.051	11.008	4912	945730	105.3	10.913	-5.6%
CGOSP-10-S-20250812	C35730	5.61	1.49	58.2	68.2	0.516	20140	0.241	0.517	0.0639	0.137		P2505558.D	2025-09-03 01:21	1.051	11.002	542913	933711	105.3	10.913	-6.8%
CGOSP-11-S-20250812	C57715	7.23	1.92	75.1	68.2	0.516	20140	0.241	0.517	0.0639	0.137		P2505559.D	2025-09-03 01:58	1.051	11.008	708147	944956	105.3	10.913	-5.7%

Enthalpy Analytical

Company: Montrose Air Quality Services, LLC - New Jersey
Job No.: 2025FP305-1 EPA Method 325B Analysis
Client No.: PROJ-050158 Site: CITGO - South Portland Terminal

Toluene

Sample Code	Tube ID	Conc (ug/m³)	Conc (ppbv)	Calc Amt (ng)	Temp (°F)	Uptake Rate (mL/min	Sample Time (min)	LOD (ug/m³)	LOQ (ug/m³)	LOD (ppbv)	LOQ (ppbv)	Flags	Data File	Inj DateTime	CCV RRF	Ret Time (min)	Target Area	ISTD Area	ISTD Amt	ISTD RT	ISTD Change
CGOSP-12-S-20250812	C57814	5.30	1.41	55.0	68.2	0.516	20140	0.241	0.517	0.0639	0.137		P2505560.D	2025-09-03 02:35	1.051	11.002	510714	929546	105.3	10.913	-7.2%
CGOSP-13-S-20250812	C40692	5.97	1.59	62.0	68.2	0.516	20140	0.241	0.517	0.0639	0.137		P2505561.D	2025-09-03 03:12	1.051	11.002	574935	928077	105.3	10.913	-7.3%
CGOSP-14-S-20250812	B46813	6.66	1.77	69.1	68.2	0.516	20140	0.241	0.517	0.0639	0.137		P2505562.D	2025-09-03 03:50	1.051	11.008	646532	936474	105.3	10.913	-6.5%
CGOSP-15-S-20250812	C57173	7.51	1.99	78.0	68.2	0.516	20140	0.241	0.517	0.0639	0.137		P2505563.D	2025-09-03 04:27	1.051	11.008	739482	949962	105.3	10.913	-5.2%
CGOSP-16-S-20250812	B52747	11.8	3.13	122	68.2	0.516	20140	0.241	0.517	0.0639	0.137		P2505564.D	2025-09-03 05:04	1.051	11.008	1152277	944044	105.3	10.913	-5.7%
CGOSP-17-S-20250812	C43587	9.99	2.65	104	68.2	0.516	20140	0.241	0.517	0.0639	0.137		P2505565.D	2025-09-03 05:42	1.051	11.008	994013	959541	105.3	10.913	-4.2%
CGOSP-18-S-20250812	C55306	20.4	5.42	212	68.1	0.516	20140	0.241	0.517	0.0639	0.137		P2505566.D	2025-09-03 06:19	1.051	11.008	1928984	911337	105.3	10.913	-9.0%

Ethylbenzene

Sample Code	Tube ID	Conc (ug/m³)	Conc (ppbv)	Calc Amt (ng)	Temp (°F)	Uptake Rate (mL/min	Sample Time (min)	LOD (ug/m³)	LOQ (ug/m³)	LOD (ppbv)	LOQ (ppbv)	Flags	Data File	Inj DateTime	CCV RRF	Ret Time (min)	Target Area	ISTD Area	ISTD Amt	ISTD RT	ISTD Change
CGOSP-1-S-20250812	B20292	2.27	0.523	20.9	68.3	0.456	20140	0.272	0.561	0.0627	0.129		P2505546.D	2025-09-02 17:53	1.090	13.133	209340	968543	105.3	10.913	-3.3%
CGOSP-2-S-20250812	B35493	111	25.7	1024	68.3	0.456	20140	0.272	0.561	0.0627	0.129	E	P2505547.D	2025-09-02 18:30	1.090	13.139	9855425	929043	105.3	10.913	-7.2%
CGOSP-3-S-20250812	B50900	2.11	0.487	19.4	68.3	0.456	20140	0.272	0.561	0.0627	0.129		P2505548.D	2025-09-02 19:07	1.090	13.133	189267	940842	105.3	10.913	-6.1%
CGOSP-3-D-20250812	C59920	1.62	0.373	14.9	68.3	0.456	20140	0.272	0.561	0.0627	0.129		P2505549.D	2025-09-02 19:45	1.090	13.133	93118	605206	105.3	10.925	-39.6%
CGOSP-3-B-20250812	C43297	0.272	0.0627		68.3	0.456	20140	0.272	0.561	0.0627	0.129	ND	P2505544.D	2025-09-02 16:38	1.090	13.139	1980	981241	105.3	10.913	-2.0%
CGOSP-4-S-20250812	C01564	2.19	0.505	20.1	68.3	0.456	20140	0.272	0.561	0.0627	0.129		P2505550.D	2025-09-02 20:22	1.090	13.133	201386	965677	105.3	10.913	-3.6%
CGOSP-5-S-20250812	B43842	2.41	0.554	22.1	68.2	0.456	20140	0.272	0.561	0.0627	0.129		P2505551.D	2025-09-02 20:59	1.090	13.133	214464	937059	105.3	10.913	-6.4%
CGOSP-6-S-20250812	B50665	2.56	0.590	23.5	68.2	0.456	20140	0.272	0.561	0.0627	0.129		P2505552.D	2025-09-02 21:37	1.090	13.127	231250	948545	105.3	10.907	-5.3%
CGOSP-7-S-20250812	C60293	1.83	0.422	16.8	68.2	0.456	20140	0.272	0.561	0.0627	0.129		P2505553.D	2025-09-02 22:14	1.090	13.133	167255	959649	105.3	10.913	-4.2%
CGOSP-8-S-20250812	B48130	1.62	0.374	14.9	68.2	0.456	20140	0.272	0.561	0.0627	0.129		P2505554.D	2025-09-02 22:51	1.090	13.133	170126	1100442	105.3	10.913	9.9%
CGOSP-9-S-20250812	C40695	1.47	0.339	13.5	68.2	0.456	20140	0.272	0.561	0.0627	0.129		P2505555.D	2025-09-02 23:29	1.090	13.127	132100	943606	105.3	10.913	-5.8%
CGOSP-9-D-20250812	C01612	1.38	0.319	12.7	68.2	0.456	20140	0.272	0.561	0.0627	0.129		P2505557.D	2025-09-03 00:43	1.090	13.133	123039	935359	105.3	10.913	-6.6%
CGOSP-9-B-20250812	B50605	0.272	0.0627		68.2	0.456	20140	0.272	0.561	0.0627	0.129	ND	P2505545.D	2025-09-02 17:15	1.090	13.139	970	945730	105.3	10.913	-5.6%
CGOSP-10-S-20250812	C35730	1.16	0.268	10.7	68.2	0.456	20140	0.272	0.561	0.0627	0.129		P2505558.D	2025-09-03 01:21	1.090	13.133	103135	933711	105.3	10.913	-6.8%
CGOSP-11-S-20250812	C57715	1.23	0.284	11.3	68.2	0.456	20140	0.272	0.561	0.0627	0.129		P2505559.D	2025-09-03 01:58	1.090	13.133	110765	944956	105.3	10.913	-5.7%
CGOSP-12-S-20250812	C57814	1.07	0.247	9.83	68.2	0.456	20140	0.272	0.561	0.0627	0.129		P2505560.D	2025-09-03 02:35	1.090	13.133	94613	929546	105.3	10.913	-7.2%
CGOSP-13-S-20250812	C40692	1.75	0.404	16.1	68.2	0.456	20140	0.272	0.561	0.0627	0.129		P2505561.D	2025-09-03 03:12	1.090	13.133	154873	928077	105.3	10.913	-7.3%
CGOSP-14-S-20250812	B46813	1.77	0.408	16.3	68.2	0.456	20140	0.272	0.561	0.0627	0.129		P2505562.D	2025-09-03 03:50	1.090	13.133	157682	936474	105.3	10.913	-6.5%
CGOSP-15-S-20250812	C57173	1.57	0.361	14.4	68.2	0.456	20140	0.272	0.561	0.0627	0.129		P2505563.D	2025-09-03 04:27	1.090	13.133	141457	949962	105.3	10.913	-5.2%
CGOSP-16-S-20250812	B52747	1.83	0.422	16.8	68.2	0.456	20140	0.272	0.561	0.0627	0.129		P2505564.D	2025-09-03 05:04	1.090	13.133	164309	944044	105.3	10.913	-5.7%
CGOSP-17-S-20250812	C43587	1.80	0.414	16.5	68.2	0.456	20140	0.272	0.561	0.0627	0.129		P2505565.D	2025-09-03 05:42	1.090	13.133	164120	959541	105.3	10.913	-4.2%
CGOSP-18-S-20250812	C55306	2.72	0.627	25.0	68.1	0.456	20140	0.272	0.561	0.0627	0.129		P2505566.D	2025-09-03 06:19	1.090	13.133	235988	911337	105.3	10.913	-9.0%

m-/p-Xylenes

Sample Code	Tube ID	Conc (ug/m³)	Conc (ppbv)	Calc Amt (ng)	Temp (°F)	Uptake Rate (mL/min	Sample Time (min)	LOD (ug/m³)	LOQ (ug/m³)	LOD (ppbv)	LOQ (ppbv)	Flags	Data File	Inj DateTime	CCV RRF	Ret Time (min)	Target Area	ISTD Area	ISTD Amt	ISTD RT	ISTD Change
CGOSP-1-S-20250812	B20292	7.26	1.67	66.7	68.3	0.456	20140	0.272	0.530	0.0627	0.122		P2505546.D	2025-09-02 17:53	0.733	13.305	449457	968543	105.3	10.913	-3.3%
CGOSP-2-S-20250812	B35493	450	104	4131	68.3	0.456	20140	0.272	0.530	0.0627	0.122	E	P2505547.D	2025-09-02 18:30	0.733	13.353	26704350	929043	105.3	10.913	-7.2%
CGOSP-3-S-20250812	B50900	8.36	1.93	76.8	68.3	0.456	20140	0.272	0.530	0.0627	0.122		P2505548.D	2025-09-02 19:07	0.733	13.305	502976	940842	105.3	10.913	-6.1%
CGOSP-3-D-20250812	C59920	6.52	1.50	59.9	68.3	0.456	20140	0.272	0.530	0.0627	0.122		P2505549.D	2025-09-02 19:45	0.733	13.311	252219	605206	105.3	10.925	-39.6%

Enthalpy Analytical

Company: Montrose Air Quality Services, LLC - New Jersey
Job No.: 2025FP305-1 EPA Method 325B Analysis
Client No.: PROJ-050158 Site: CITGO - South Portland Terminal

m-/p-Xylenes

Sample Code	Tube ID	Conc (ug/m³)	Conc (ppbv)	Calc Amt (ng)	Temp (°F)	Uptake Rate (mL/min	Sample Time (min)	LOD (ug/m³)	LOQ (ug/m³)	LOD (ppbv)	LOQ (ppbv)	Flags	Data File	Inj DateTime	CCV RRF	Ret Time (min)	Target Area	ISTD Area	ISTD Amt	ISTD RT	ISTD Change
CGOSP-3-B-20250812	C43297	0.272	0.0627		68.3	0.456	20140	0.272	0.530	0.0627	0.122	ND	P2505544.D	2025-09-02 16:38	0.733	13.139	0	981241	105.3	10.913	-2.0%
CGOSP-4-S-20250812	C01564	7.11	1.64	65.3	68.3	0.456	20140	0.272	0.530	0.0627	0.122		P2505550.D	2025-09-02 20:22	0.733	13.305	438758	965677	105.3	10.913	-3.6%
CGOSP-5-S-20250812	B43842	8.38	1.93	77.0	68.2	0.456	20140	0.272	0.530	0.0627	0.122		P2505551.D	2025-09-02 20:59	0.733	13.305	502371	937059	105.3	10.913	-6.4%
CGOSP-6-S-20250812	B50665	8.52	1.96	78.3	68.2	0.456	20140	0.272	0.530	0.0627	0.122		P2505552.D	2025-09-02 21:37	0.733	13.305	516694	948545	105.3	10.907	-5.3%
CGOSP-7-S-20250812	C60293	6.77	1.56	62.2	68.2	0.456	20140	0.272	0.530	0.0627	0.122		P2505553.D	2025-09-02 22:14	0.733	13.305	415426	959649	105.3	10.913	-4.2%
CGOSP-8-S-20250812	B48130	5.90	1.36	54.2	68.2	0.456	20140	0.272	0.530	0.0627	0.122		P2505554.D	2025-09-02 22:51	0.733	13.305	415138	1100442	105.3	10.913	9.9%
CGOSP-9-S-20250812	C40695	4.50	1.04	41.4	68.2	0.456	20140	0.272	0.530	0.0627	0.122		P2505555.D	2025-09-02 23:29	0.733	13.311	271736	943606	105.3	10.913	-5.8%
CGOSP-9-D-20250812	C01612	4.78	1.10	43.9	68.2	0.456	20140	0.272	0.530	0.0627	0.122		P2505557.D	2025-09-03 00:43	0.733	13.305	285843	935359	105.3	10.913	-6.6%
CGOSP-9-B-20250812	B50605	0.272	0.0627		68.2	0.456	20140	0.272	0.530	0.0627	0.122	ND	P2505545.D	2025-09-02 17:15	0.733	13.400	183	945730	105.3	10.913	-5.6%
CGOSP-10-S-20250812	C35730	3.48	0.802	32.0	68.2	0.456	20140	0.272	0.530	0.0627	0.122		P2505558.D	2025-09-03 01:21	0.733	13.305	207672	933711	105.3	10.913	-6.8%
CGOSP-11-S-20250812	C57715	4.66	1.07	42.8	68.2	0.456	20140	0.272	0.530	0.0627	0.122		P2505559.D	2025-09-03 01:58	0.733	13.305	281608	944956	105.3	10.913	-5.7%
CGOSP-12-S-20250812	C57814	4.15	0.955	38.1	68.2	0.456	20140	0.272	0.530	0.0627	0.122		P2505560.D	2025-09-03 02:35	0.733	13.305	246385	929546	105.3	10.913	-7.2%
CGOSP-13-S-20250812	C40692	5.37	1.24	49.3	68.2	0.456	20140	0.272	0.530	0.0627	0.122		P2505561.D	2025-09-03 03:12	0.733	13.305	318592	928077	105.3	10.913	-7.3%
CGOSP-14-S-20250812	B46813	5.65	1.30	51.9	68.2	0.456	20140	0.272	0.530	0.0627	0.122		P2505562.D	2025-09-03 03:50	0.733	13.305	338051	936474	105.3	10.913	-6.5%
CGOSP-15-S-20250812	C57173	5.70	1.31	52.3	68.2	0.456	20140	0.272	0.530	0.0627	0.122		P2505563.D	2025-09-03 04:27	0.733	13.311	346012	949962	105.3	10.913	-5.2%
CGOSP-16-S-20250812	B52747	6.86	1.58	63.1	68.2	0.456	20140	0.272	0.530	0.0627	0.122		P2505564.D	2025-09-03 05:04	0.733	13.305	414233	944044	105.3	10.913	-5.7%
CGOSP-17-S-20250812	C43587	6.26	1.44	57.5	68.2	0.456	20140	0.272	0.530	0.0627	0.122		P2505565.D	2025-09-03 05:42	0.733	13.305	384003	959541	105.3	10.913	-4.2%
CGOSP-18-S-20250812	C55306	10.6	2.43	97.0	68.1	0.456	20140	0.272	0.530	0.0627	0.122		P2505566.D	2025-09-03 06:19	0.733	13.311	615161	911337	105.3	10.913	-9.0%

o-Xylene

Sample Code	Tube ID	Conc (ug/m³)	Conc (ppbv)	Calc Amt (ng)	Temp (°F)	Uptake Rate (mL/min	Sample Time (min)	LOD (ug/m³)	LOQ (ug/m³)	LOD (ppbv)	LOQ (ppbv)	Flags	Data File	Inj DateTime	CCV RRF	Ret Time (min)	Target Area	ISTD Area	ISTD Amt	ISTD RT	ISTD Change
CGOSP-1-S-20250812	B20292	2.74	0.632	25.2	68.3	0.456	20140	0.272	0.553	0.0627	0.127		P2505546.D	2025-09-02 17:53	0.713	13.798	165211	968543	105.3	10.913	-3.3%
CGOSP-2-S-20250812	B35493	119	27.4	1094	68.3	0.456	20140	0.272	0.553	0.0627	0.127	E	P2505547.D	2025-09-02 18:30	0.713	13.804	6876512	929043	105.3	10.913	-7.2%
CGOSP-3-S-20250812	B50900	2.99	0.689	27.5	68.3	0.456	20140	0.272	0.553	0.0627	0.127		P2505548.D	2025-09-02 19:07	0.713	13.798	174873	940842	105.3	10.913	-6.1%
CGOSP-3-D-20250812	C59920	2.47	0.569	22.7	68.3	0.456	20140	0.272	0.553	0.0627	0.127		P2505549.D	2025-09-02 19:45	0.713	13.798	92884	605206	105.3	10.925	-39.6%
CGOSP-3-B-20250812	C43297	0.272	0.0627		68.3	0.456	20140	0.272	0.553	0.0627	0.127	ND	P2505544.D	2025-09-02 16:38	0.713	13.720	319	981241	105.3	10.913	-2.0%
CGOSP-4-S-20250812	C01564	2.88	0.665	26.5	68.3	0.456	20140	0.272	0.553	0.0627	0.127		P2505550.D	2025-09-02 20:22	0.713	13.792	173215	965677	105.3	10.913	-3.6%
CGOSP-5-S-20250812	B43842	3.32	0.766	30.5	68.2	0.456	20140	0.272	0.553	0.0627	0.127		P2505551.D	2025-09-02 20:59	0.713	13.792	193729	937059	105.3	10.913	-6.4%
CGOSP-6-S-20250812	B50665	3.47	0.800	31.9	68.2	0.456	20140	0.272	0.553	0.0627	0.127		P2505552.D	2025-09-02 21:37	0.713	13.792	204837	948545	105.3	10.907	-5.3%
CGOSP-7-S-20250812	C60293	2.65	0.612	24.4	68.2	0.456	20140	0.272	0.553	0.0627	0.127		P2505553.D	2025-09-02 22:14	0.713	13.792	158418	959649	105.3	10.913	-4.2%
CGOSP-8-S-20250812	B48130	2.33	0.537	21.4	68.2	0.456	20140	0.272	0.553	0.0627	0.127		P2505554.D	2025-09-02 22:51	0.713	13.798	159464	1100442	105.3	10.913	9.9%
CGOSP-9-S-20250812	C40695	1.73	0.399	15.9	68.2	0.456	20140	0.272	0.553	0.0627	0.127		P2505555.D	2025-09-02 23:29	0.713	13.798	101559	943606	105.3	10.913	-5.8%
CGOSP-9-D-20250812	C01612	1.96	0.452	18.0	68.2	0.456	20140	0.272	0.553	0.0627	0.127		P2505557.D	2025-09-03 00:43	0.713	13.792	114023	935359	105.3	10.913	-6.6%
CGOSP-9-B-20250812	B50605	0.272	0.0627		68.2	0.456	20140	0.272	0.553	0.0627	0.127	ND	P2505545.D	2025-09-02 17:15	0.713	14.231	0	945730	105.3	10.913	-5.6%
CGOSP-10-S-20250812	C35730	1.37	0.316	12.6	68.2	0.456	20140	0.272	0.553	0.0627	0.127		P2505558.D	2025-09-03 01:21	0.713	13.791	79612	933711	105.3	10.913	-6.8%
CGOSP-11-S-20250812	C57715	1.77	0.407	16.2	68.2	0.456	20140	0.272	0.553	0.0627	0.127		P2505559.D	2025-09-03 01:58	0.713	13.792	103796	944956	105.3	10.913	-5.7%
CGOSP-12-S-20250812	C57814	1.63	0.376	15.0	68.2	0.456	20140	0.272	0.553	0.0627	0.127		P2505560.D	2025-09-03 02:35	0.713	13.792	94260	929546	105.3	10.913	-7.2%
CGOSP-13-S-20250812	C40692	2.02	0.466	18.6	68.2	0.456	20140	0.272	0.553	0.0627	0.127		P2505561.D	2025-09-03 03:12	0.713	13.798	116601	928077	105.3	10.913	-7.3%
CGOSP-14-S-20250812	B46813	2.13	0.490	19.5	68.2	0.456	20140	0.272	0.553	0.0627	0.127		P2505562.D	2025-09-03 03:50	0.713	13.798	123856	936474	105.3	10.913	-6.5%
CGOSP-15-S-20250812	C57173	2.22	0.513	20.4	68.2	0.456	20140	0.272	0.553	0.0627	0.127		P2505563.D	2025-09-03 04:27	0.713	13.798	131424	949962	105.3	10.913	-5.2%

Enthalpy Analytical

Company: Montrose Air Quality Services, LLC - New Jersey

Job No.: 2025FP305-1 EPA Method 325B Analysis

Client No.: PROJ-050158 Site: CITGO - South Portland Terminal

o-Xylene

Sample Code	Tube ID	Conc (ug/m³)	Conc (ppbv)	Calc Amt (ng)	Temp (°F)	Uptake Rate (mL/min	Sample Time (min)	LOD (ug/m³)	LOQ (ug/m³)	LOD (ppbv)	LOQ (ppbv)	Flags	Data File	Inj DateTime	CCV RRF	Ret Time (min)	Target Area	ISTD Area	ISTD Amt	ISTD RT	ISTD Change
CGOSP-16-S-20250812	B52747	2.56	0.591	23.6	68.2	0.456	20140	0.272	0.553	0.0627	0.127		P2505564.D	2025-09-03 05:04	0.713	13.798	150485	944044	105.3	10.913	-5.7%
CGOSP-17-S-20250812	C43587	2.45	0.565	22.5	68.2	0.456	20140	0.272	0.553	0.0627	0.127		P2505565.D	2025-09-03 05:42	0.713	13.798	146420	959541	105.3	10.913	-4.2%
CGOSP-18-S-20250812	C55306	3.79	0.874	34.8	68.1	0.456	20140	0.272	0.553	0.0627	0.127		P2505566.D	2025-09-03 06:19	0.713	13.798	214846	911337	105.3	10.913	-9.0%

E: Concentration exceeds the calibration range. The analyte result is an estimated value
ND: The analyte was not present above the Method Detection Limit

QC Data

Enthalpy Analytical

Company: Montrose Air Quality Services, LLC - New Jersey
Job No.: 2025FP305-1 EPA Method 325B Analysis
Client No.: PROJ-050158 Site: CITGO - South Portland Terminal

QC Samples

Field Sample Type	Sample Code	Benzene		Toluene		Ethylbenzene		m-/p-Xylenes		o-Xylene	
Blanks (ug/m³)	CGOSP-3-B-20250812	ND	Pass	ND	Pass	ND	Pass	ND	Pass	ND	Pass
	CGOSP-9-B-20250812	ND	Pass	ND	Pass	ND	Pass	ND	Pass	ND	Pass
Duplicates (difference)	CGOSP-3-D-20250812	1.2%	Pass	4.7%	Pass	27%	Pass	25%	Pass	19%	Pass
	CGOSP-9-D-20250812	6.7%	Pass	3.5%	Pass	6.2%	Pass	5.9%	Pass	12%	Pass

Enthalpy Analytical

Company: Montrose Air Quality Services, LLC - New Jersey
Job No.: 2025FP305-1 EPA Method 325B Analysis
Client No.: PROJ-050158 Site: CITGO - South Portland Terminal

Benzene Calibration and Blanks

Sample Code	Data File	Tube ID	Type	RRF	ICAL RRF	Last CCV RRF	RRF Change	ISTD Change vs ICal	ISTD Change vs Concal	Pass/ Fail	Flags
M325B CCV 5	P2505542.D	C70797	Cal	1.008		1.008	12%	9.1%		Pass	
2025FP305 Method Blank-1	P2505543.D	B48122	Blank			1.008			0.24%	Pass	ND
M325B CCV 5	P2505556.D	C69658	Check	0.974		1.008	8.8%		-6.6%	Pass	
M325B CCV 5	P2505567.D	C69703	Check	0.958		1.008	6.9%		-4.9%	Pass	

Toluene Calibration and Blanks

Sample Code	Data File	Tube ID	Type	RRF	ICAL RRF	Last CCV RRF	RRF Change	ISTD Change vs ICal	ISTD Change vs Concal	Pass/ Fail	Flags
M325B CCV 5	P2505542.D	C70797	Cal	1.051		1.051	19%	4.9%		Pass	
2025FP305 Method Blank-1	P2505543.D	B48122	Blank			1.051			-0.67%	Pass	ND
M325B CCV 5	P2505556.D	C69658	Check	1.041		1.051	17%		-5.7%	Pass	
M325B CCV 5	P2505567.D	C69703	Check	1.059		1.051	19%		-5.8%	Pass	

Ethylbenzene Calibration and Blanks

Sample Code	Data File	Tube ID	Type	RRF	ICAL RRF	Last CCV RRF	RRF Change	ISTD Change vs ICal	ISTD Change vs Concal	Pass/ Fail	Flags
M325B CCV 5	P2505542.D	C70797	Cal	1.090		1.090	5.5%	4.9%		Pass	
2025FP305 Method Blank-1	P2505543.D	B48122	Blank			1.090			-0.67%	Pass	ND
M325B CCV 5	P2505556.D	C69658	Check	1.030		1.090	-0.34%		-5.7%	Pass	
M325B CCV 5	P2505567.D	C69703	Check	1.073		1.090	3.8%		-5.8%	Pass	

m-/p-Xylenes Calibration and Blanks

Sample Code	Data File	Tube ID	Type	RRF	ICAL RRF	Last CCV RRF	RRF Change	ISTD Change vs ICal	ISTD Change vs Concal	Pass/ Fail	Flags
M325B CCV 5	P2505542.D	C70797	Cal	0.733		0.733	-7.5%	4.9%		Pass	
2025FP305 Method Blank-1	P2505543.D	B48122	Blank			0.733			-0.67%	Pass	ND
M325B CCV 5	P2505556.D	C69658	Check	0.725		0.733	-8.5%		-5.7%	Pass	
M325B CCV 5	P2505567.D	C69703	Check	0.729		0.733	-7.9%		-5.8%	Pass	

o-Xylene Calibration and Blanks

Sample Code	Data File	Tube ID	Type	RRF	ICAL RRF	Last CCV RRF	RRF Change	ISTD Change vs ICal	ISTD Change vs Concal	Pass/ Fail	Flags
M325B CCV 5	P2505542.D	C70797	Cal	0.713		0.713	-14%	4.9%		Pass	
2025FP305 Method Blank-1	P2505543.D	B48122	Blank			0.713			-0.67%	Pass	ND
M325B CCV 5	P2505556.D	C69658	Check	0.733		0.713	-12%		-5.7%	Pass	
M325B CCV 5	P2505567.D	C69703	Check	0.740		0.713	-11%		-5.8%	Pass	

Chromatograms

Name	2025FP305 Method Blank-1
Comment	B48122
Data File	P2505543.D
Acq. Date-Time	9/2/2025 4:01:03 PM
Acq. Method File	M325B-TD35
Tube Sorbent	Carbopack X
Analyze Quant Version	12.1
Report Quant Version	12.1

Sample Chromatogram

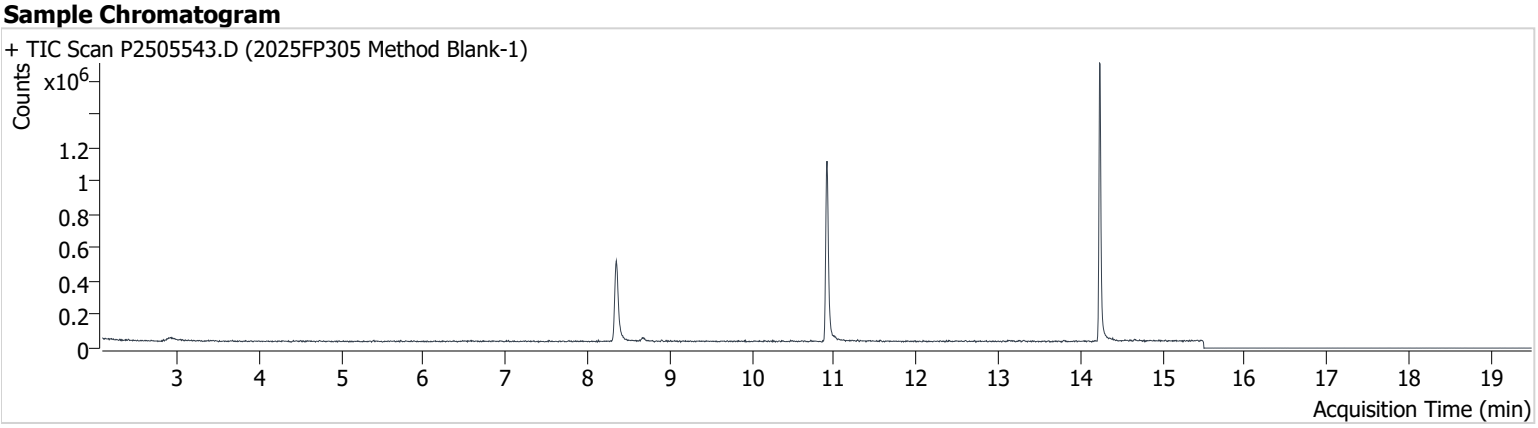

Name	ISTD	RT	ICAL RT	Resp.	Int. Flag
benzene-d6 (IS)		8.349	8.367	842,405	
Benzene	benzene-d6 (IS)	8.402	8.426	10,906	
Toluene-d8 (IS)		10.913	10.931	994,911	
Toluene	Toluene-d8 (IS)	11.008	11.020	7,542	
Ethylbenzene	Toluene-d8 (IS)	13.139	13.151	3,647	
m-/p-Xylenes	Toluene-d8 (IS)	13.317	13.341	2,027	m
o-Xylene	Toluene-d8 (IS)	13.792	13.809	1,982	

benzene-d6 (IS)

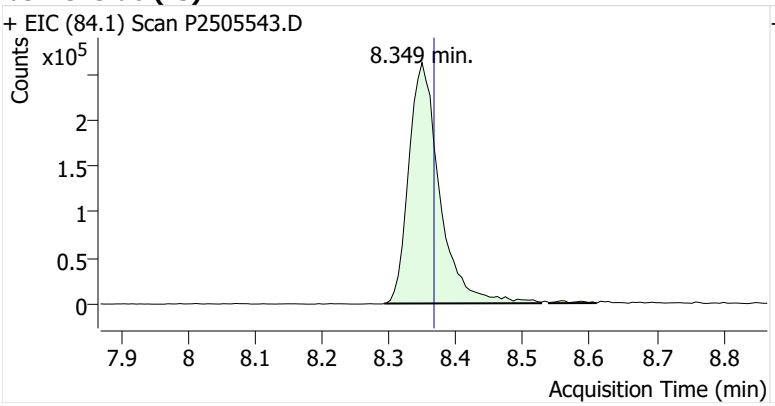

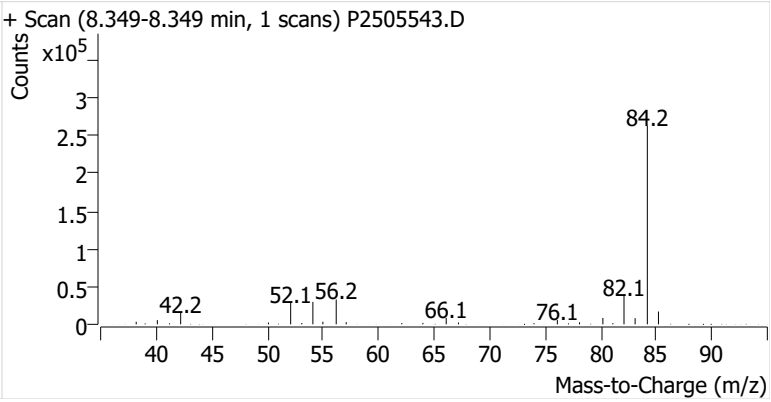

Benzene

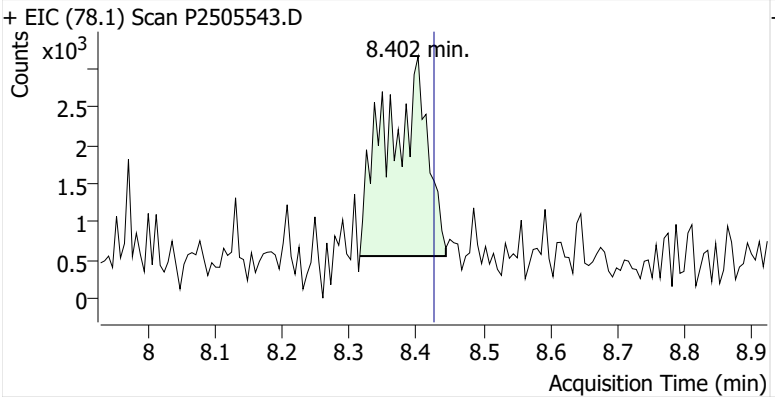

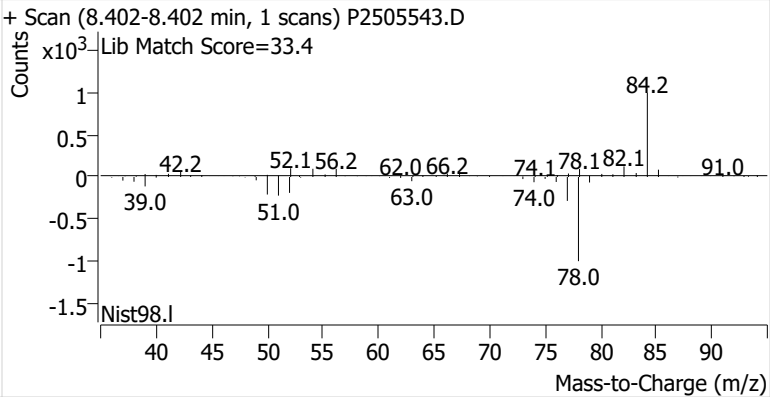

Toluene-d8 (IS)

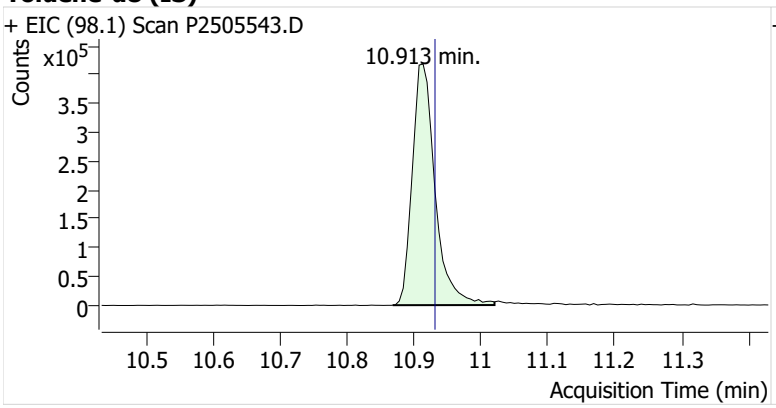

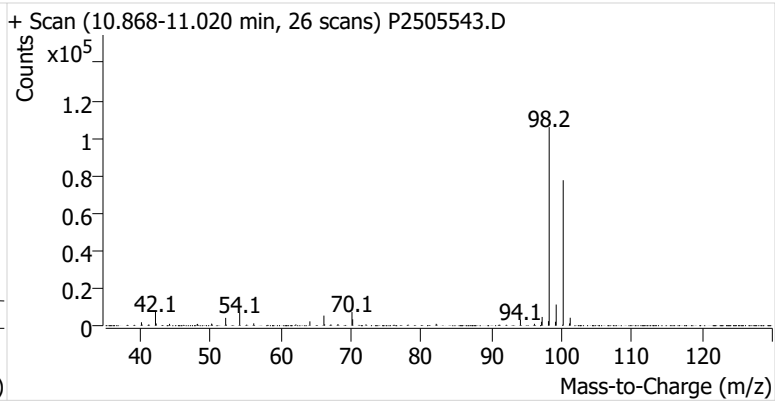

Toluene

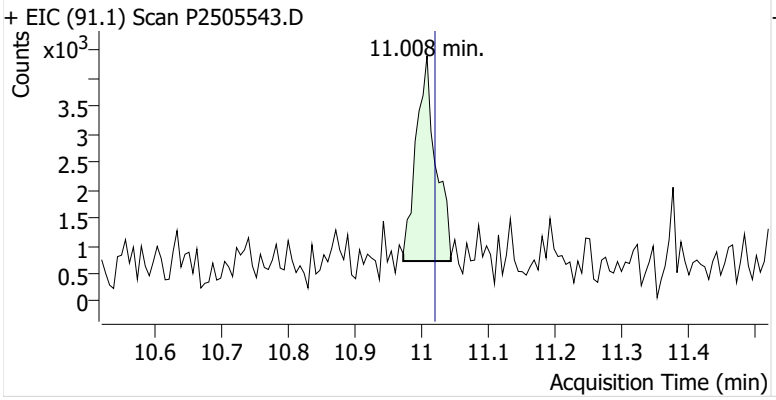

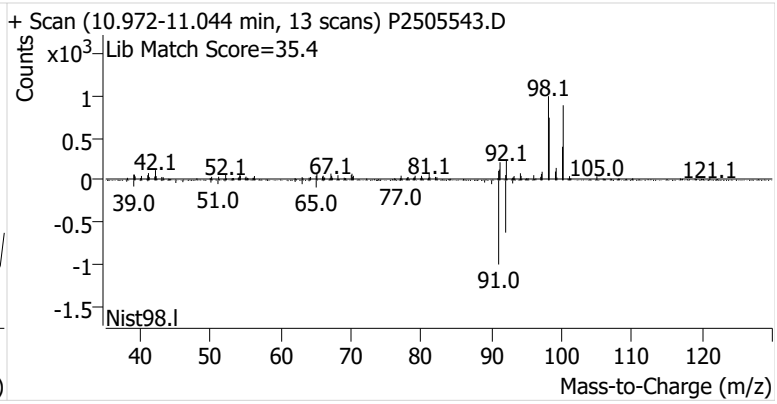

Ethylbenzene

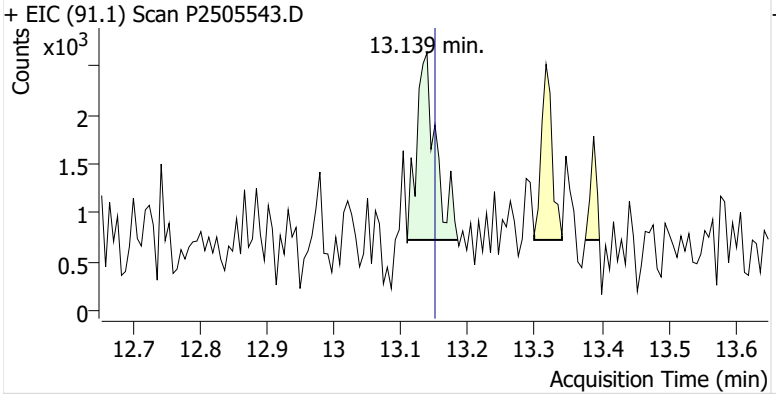

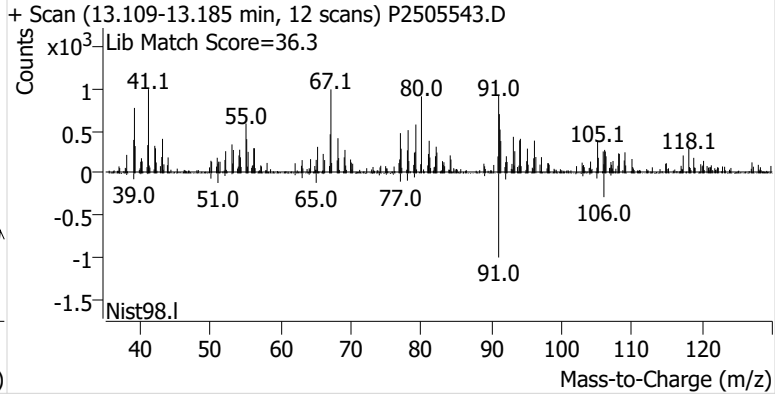

m-/p-Xylenes

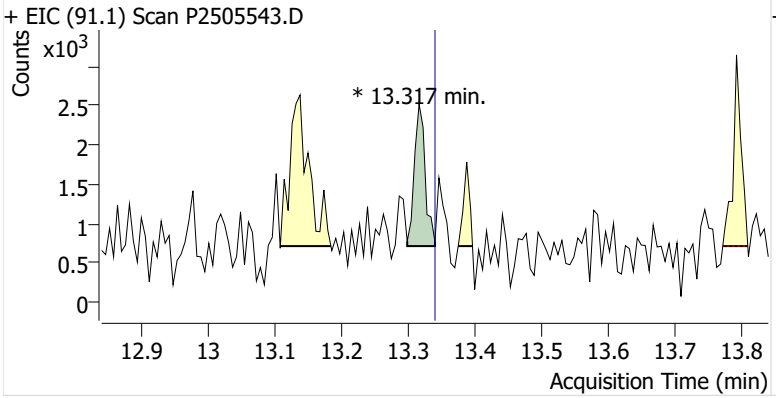

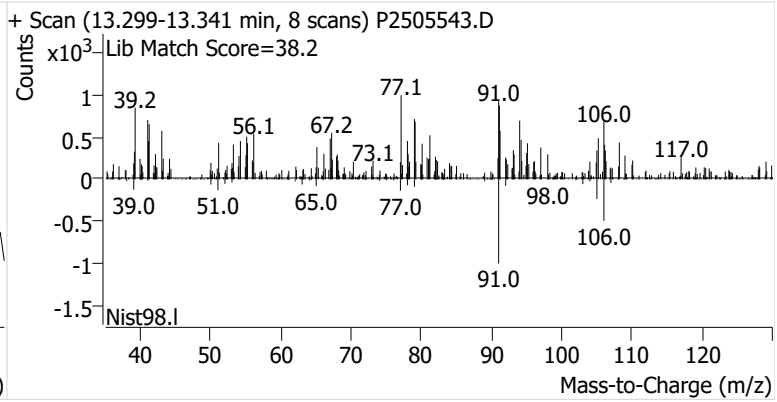

o-Xylene

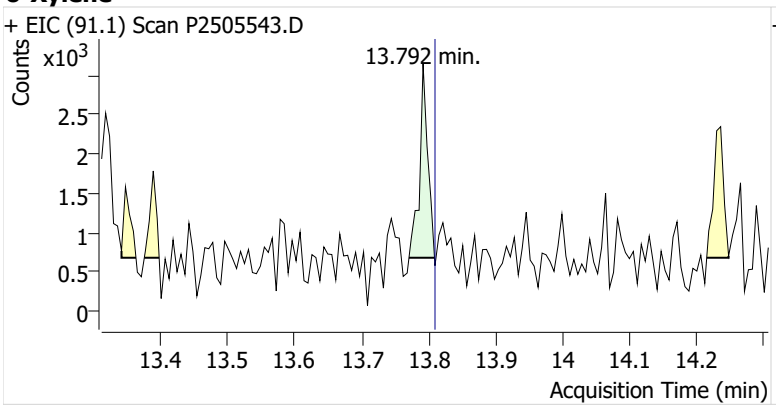
+ EIC (91.1) Scan P2505543.D
Counts
x10^3
13.792 min.
2.5
2
1.5
1
0.5
0
13.4
13.5
13.6
13.7
13.8
13.9
14
14.1
14.2
Acquisition Time (min)

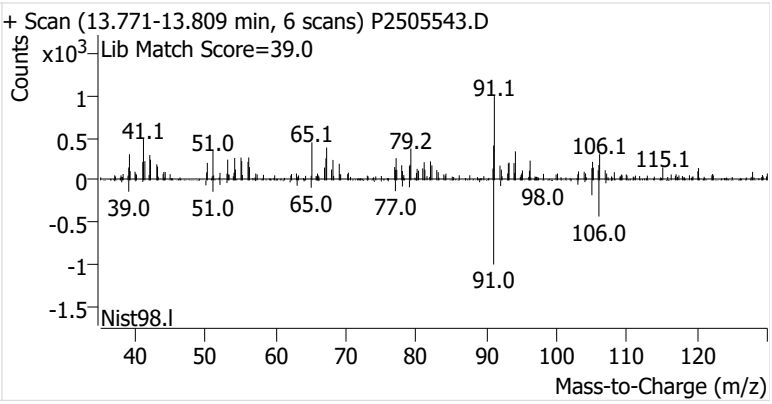
+ Scan (13.771-13.809 min, 6 scans) P2505543.D
Counts
x10^3
Lib Match Score=39.0
91.1
41.1
51.0
65.1
79.2
106.1
115.1
39.0
51.0
65.0
77.0
98.0
106.0
91.0
Nist98.l
1
0.5
0
-0.5
-1
-1.5
40
50
60
70
80
90
100
110
120
Mass-to-Charge (m/z)

Name	CGOSP-3-B-20250812
Comment	C43297
Data File	P2505544.D
Acq. Date-Time	9/2/2025 4:38:19 PM
Acq. Method File	M325B-TD35
Tube Sorbent	Carbopack X
Analyze Quant Version	12.1
Report Quant Version	12.1

Sample Chromatogram

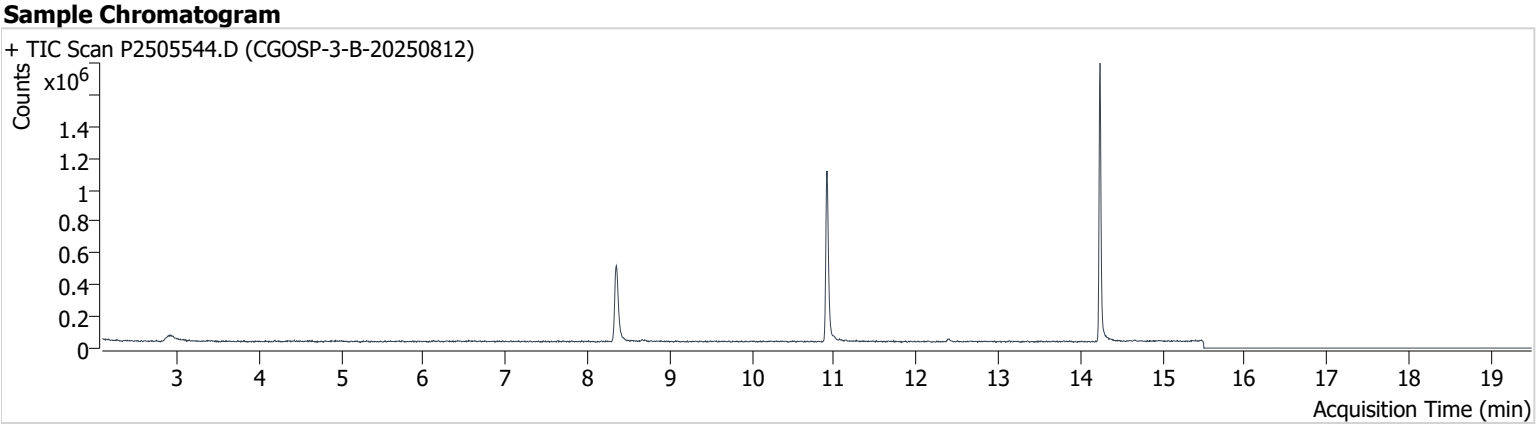

Name	ISTD	RT	ICAL RT	Resp.	Int. Flag
benzene-d6 (IS)		8.355	8.367	846,052	
Benzene	benzene-d6 (IS)	8.396	8.426	4,029	
Toluene-d8 (IS)		10.913	10.931	981,241	
Toluene	Toluene-d8 (IS)	11.008	11.020	6,372	
Ethylbenzene	Toluene-d8 (IS)	13.139	13.151	1,980	
m-/p-Xylenes	Toluene-d8 (IS)	13.139	13.341	ND	m
o-Xylene	Toluene-d8 (IS)	13.720	13.809	319	

benzene-d6 (IS)

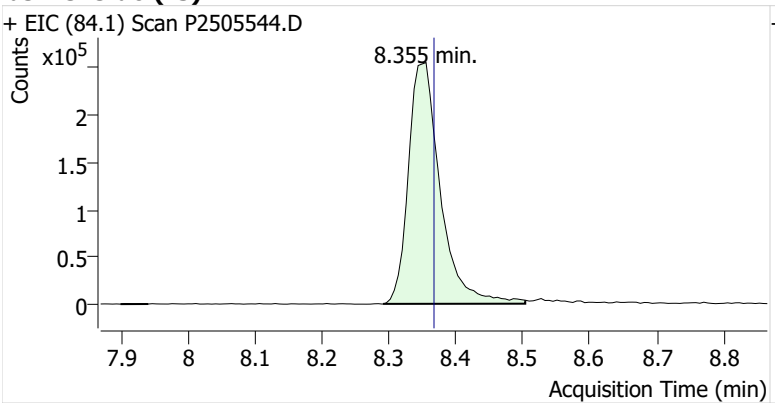

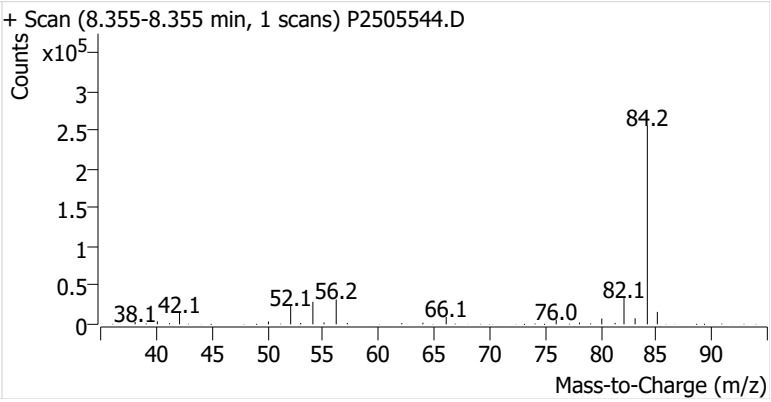

Benzene

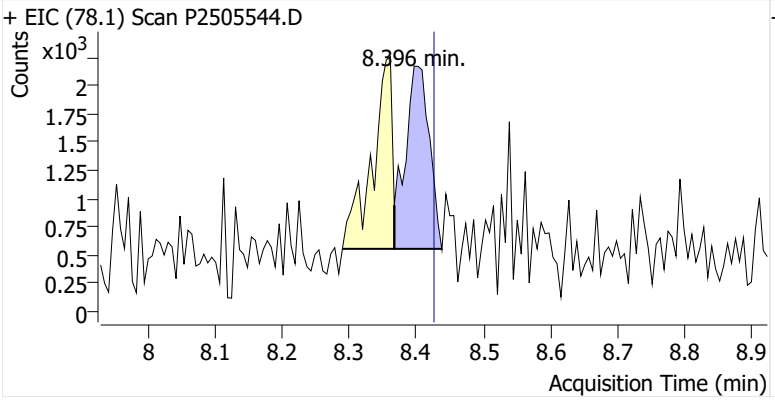

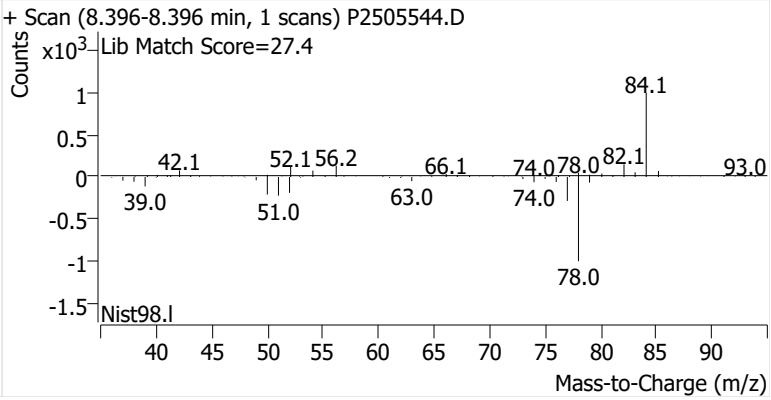

Toluene-d8 (IS)

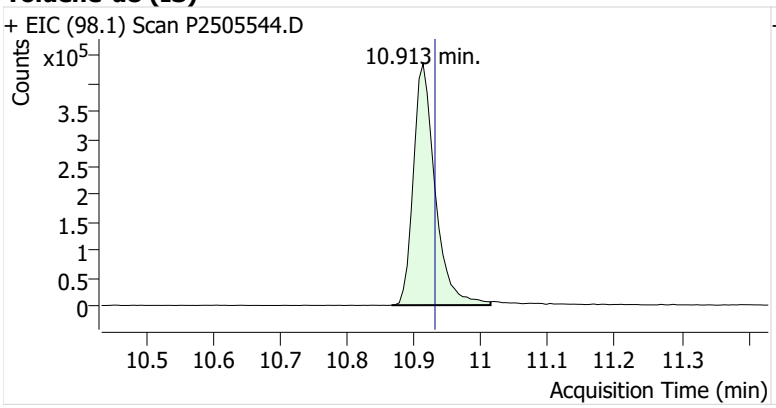

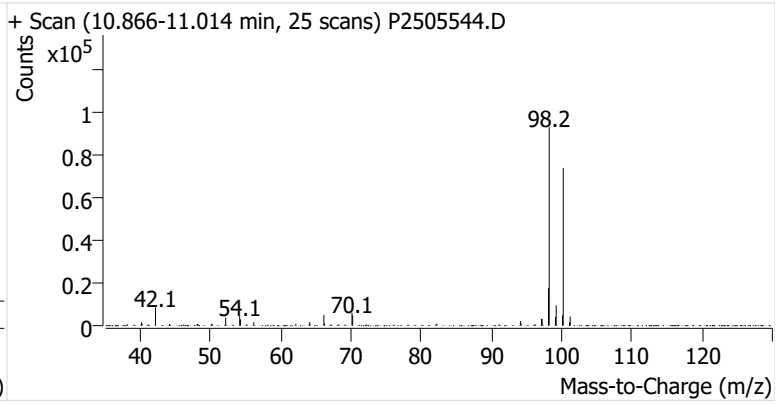

Toluene

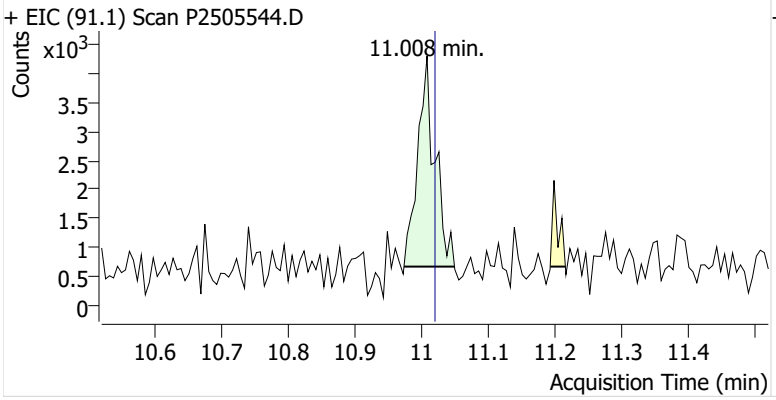

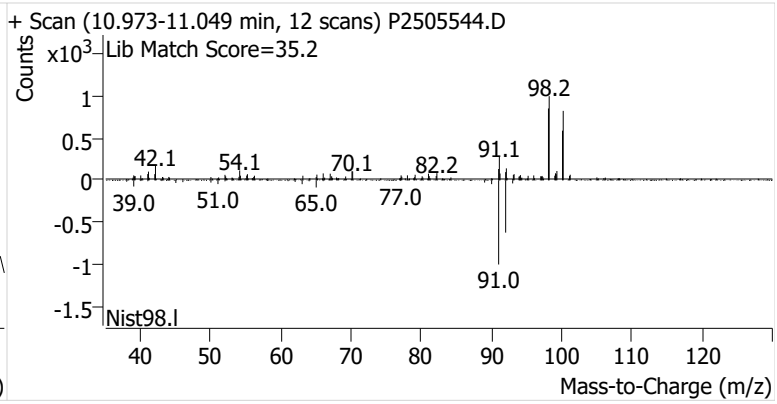

Ethylbenzene

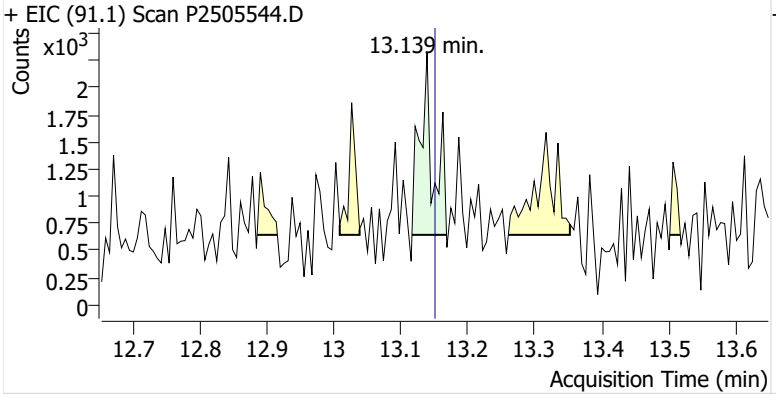

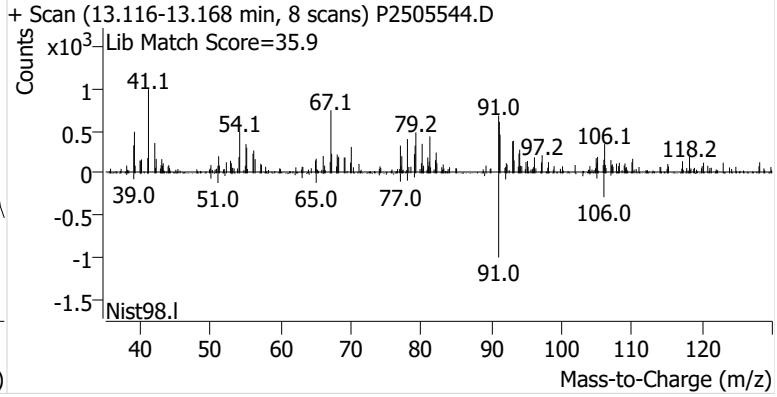

m-/p-Xylenes

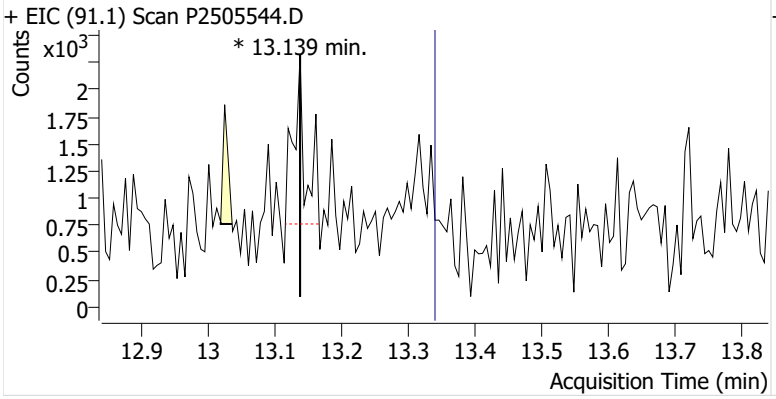

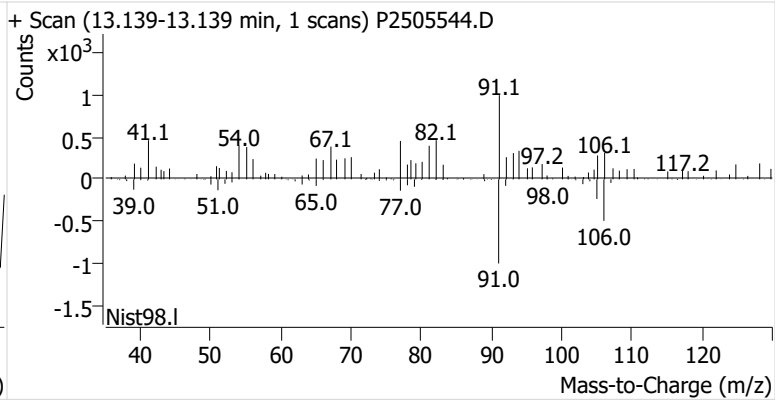

o-Xylene

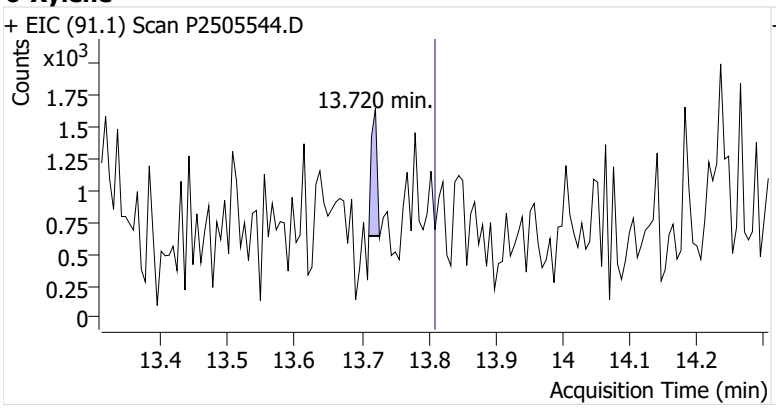
+ EIC (91.1) Scan P2505544.D
Counts
x10^3
1.75
1.5
1.25
1
0.75
0.5
0.25
0
13.720 min.
13.4
13.5
13.6
13.7
13.8
13.9
14
14.1
14.2
Acquisition Time (min)

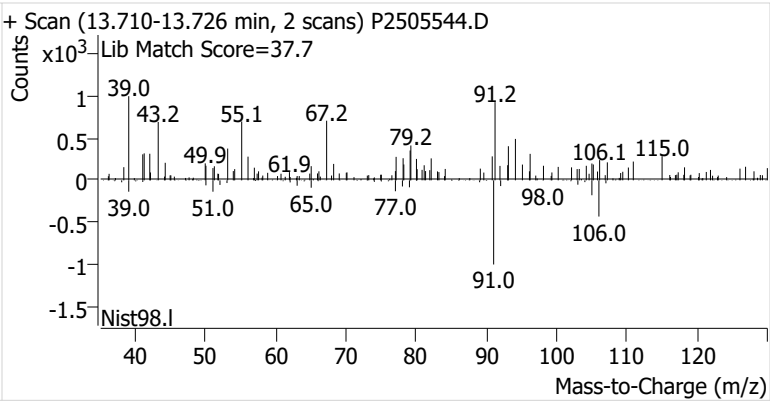
+ Scan (13.710-13.726 min, 2 scans) P2505544.D
Counts
x10^3
Lib Match Score=37.7
1
0.5
0
-0.5
-1
-1.5
39.0
43.2
55.1
67.2
91.2
79.2
49.9
61.9
106.1
115.0
39.0
51.0
65.0
77.0
98.0
106.0
91.0
Nist98.l
40
50
60
70
80
90
100
110
120
Mass-to-Charge (m/z)

Name	CGOSP-9-B-20250812
Comment	B50605
Data File	P2505545.D
Acq. Date-Time	9/2/2025 5:15:55 PM
Acq. Method File	M325B-TD35
Tube Sorbent	Carbopack X
Analyze Quant Version	12.1
Report Quant Version	12.1

Sample Chromatogram

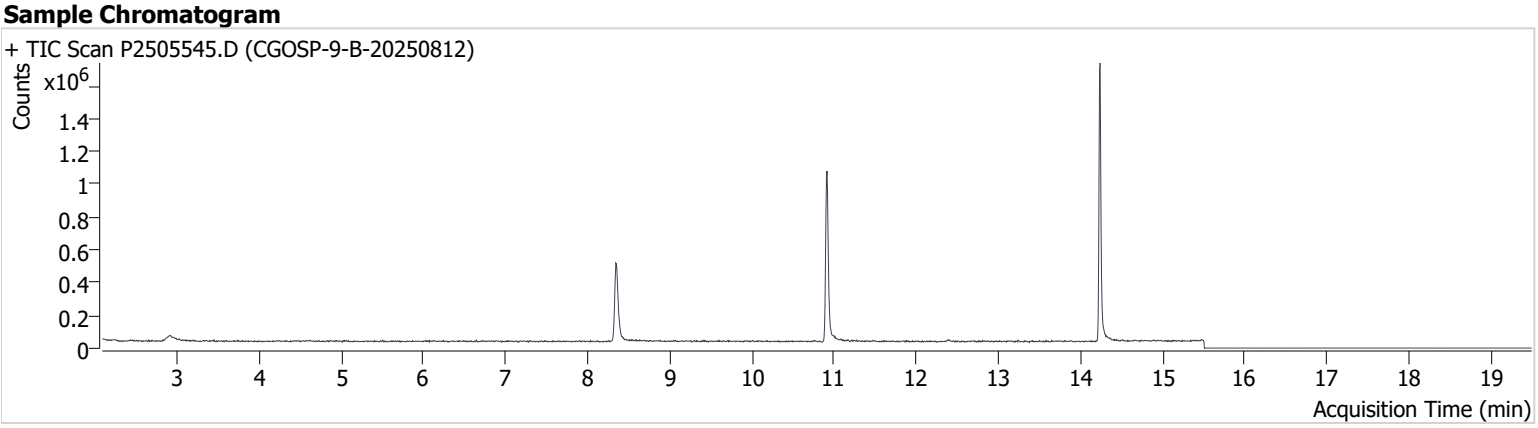

Name	ISTD	RT	ICAL RT	Resp.	Int. Flag
benzene-d6 (IS)		8.349	8.367	794,159	
Benzene	benzene-d6 (IS)	8.409	8.426	9,572	
Toluene-d8 (IS)		10.913	10.931	945,730	
Toluene	Toluene-d8 (IS)	11.008	11.020	4,912	
Ethylbenzene	Toluene-d8 (IS)	13.139	13.151	970	
m-/p-Xylenes	Toluene-d8 (IS)	13.400	13.341	183	
o-Xylene	Toluene-d8 (IS)	14.231	13.809	ND	m

benzene-d6 (IS)

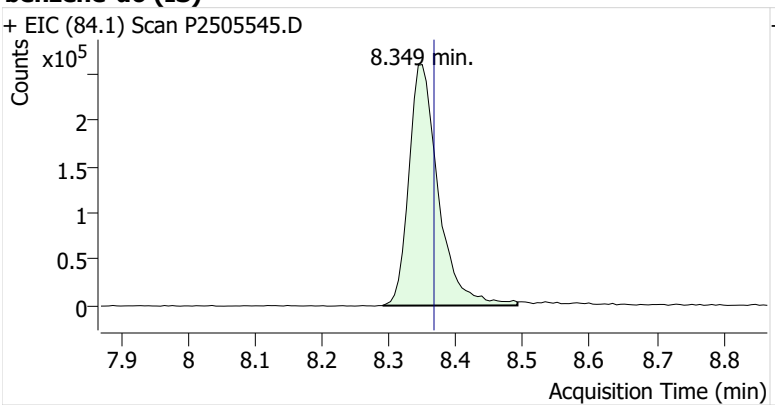

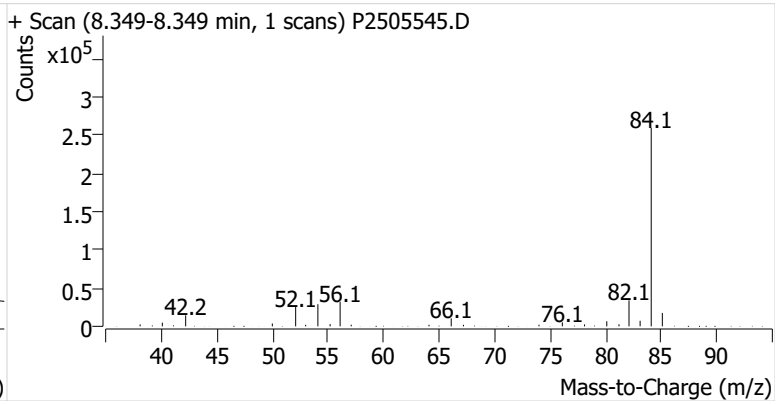

Benzene

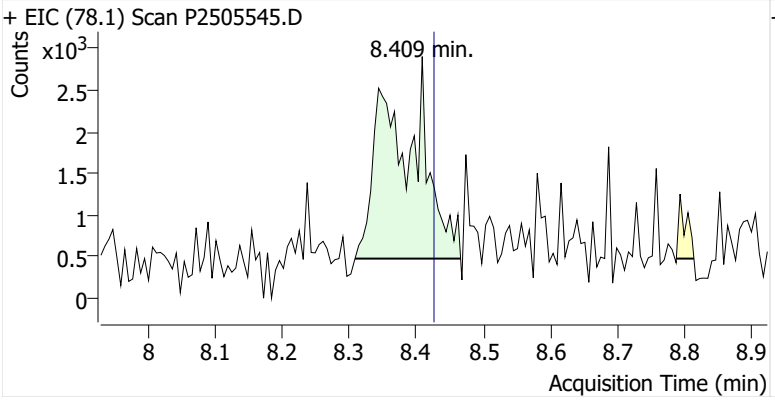

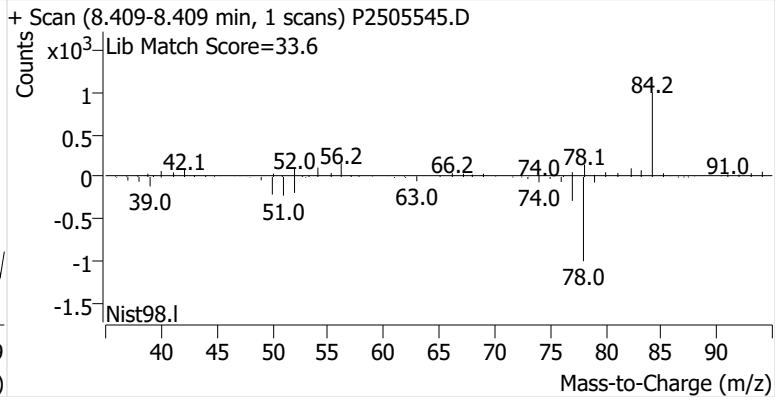

Toluene-d8 (IS)

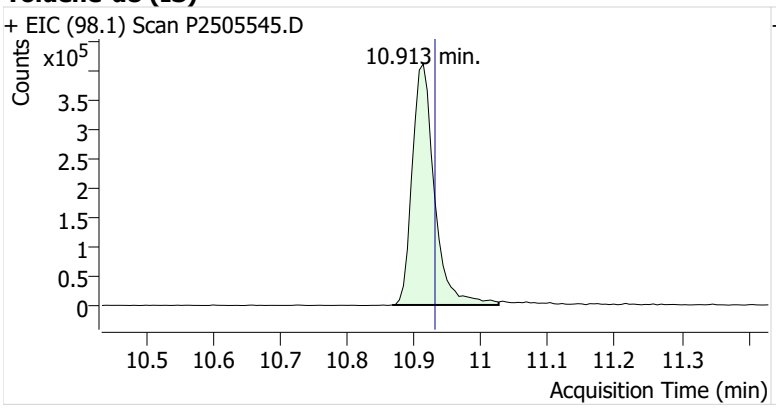

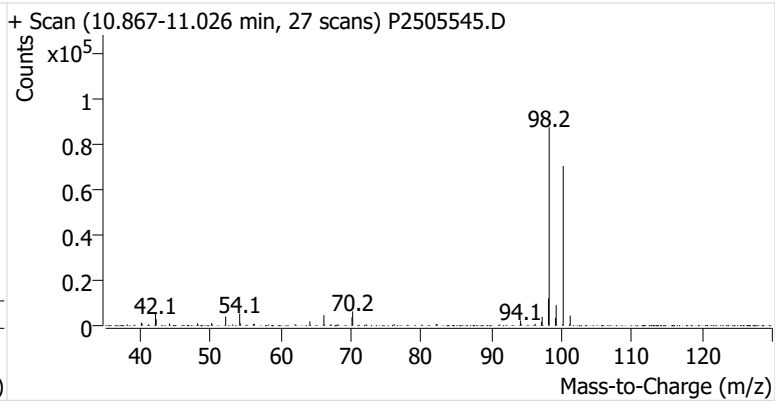

Toluene

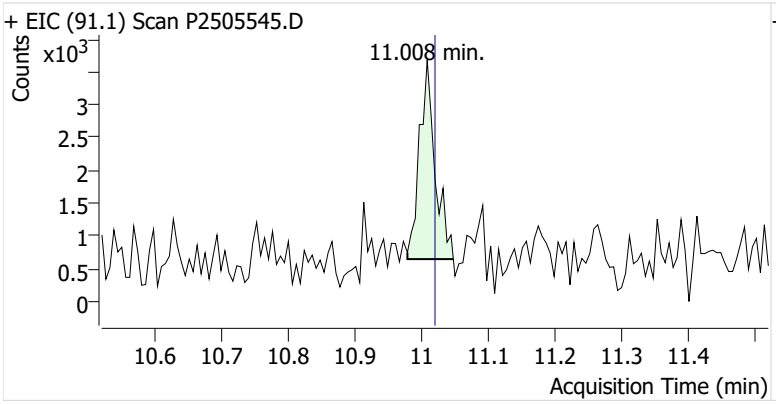

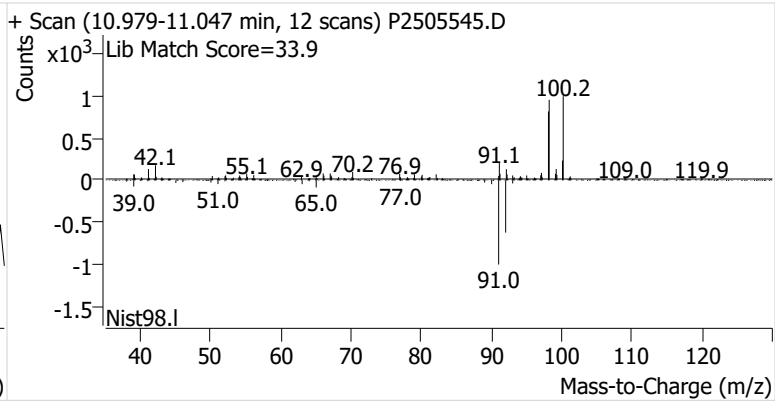

Ethylbenzene

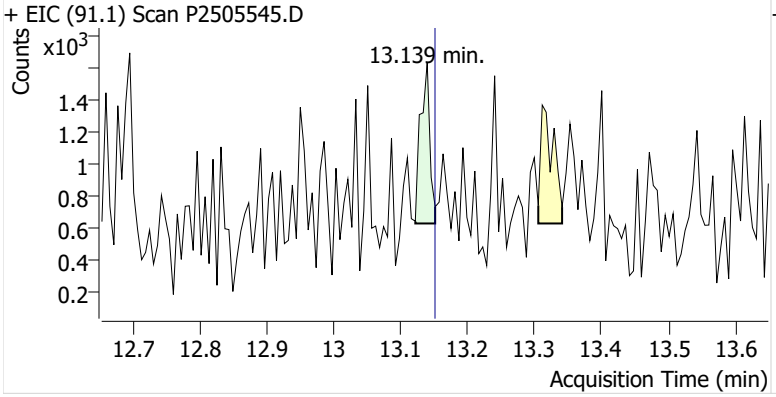

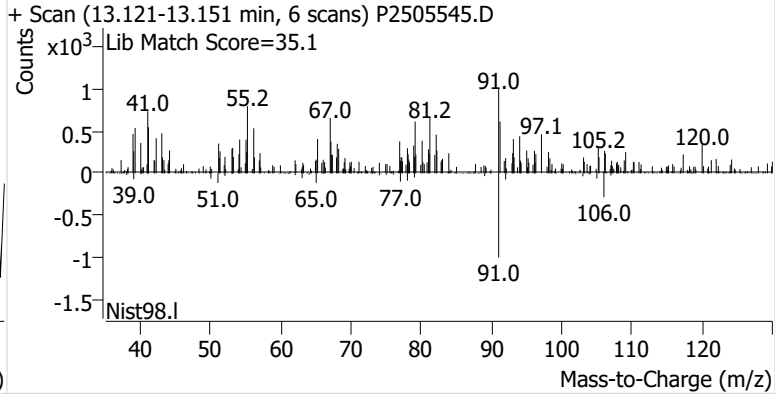

m-/p-Xylenes

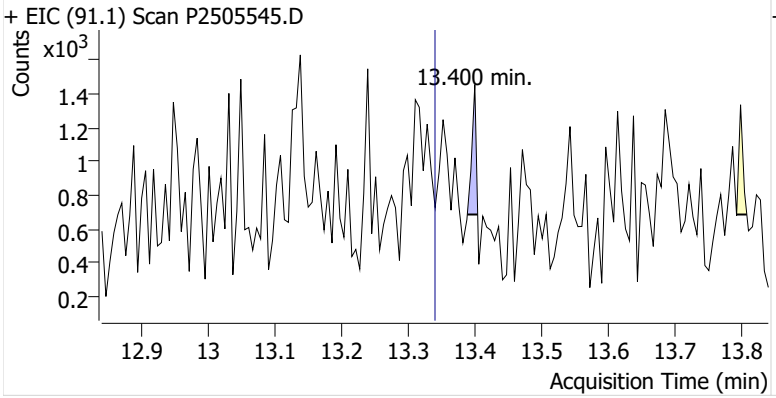

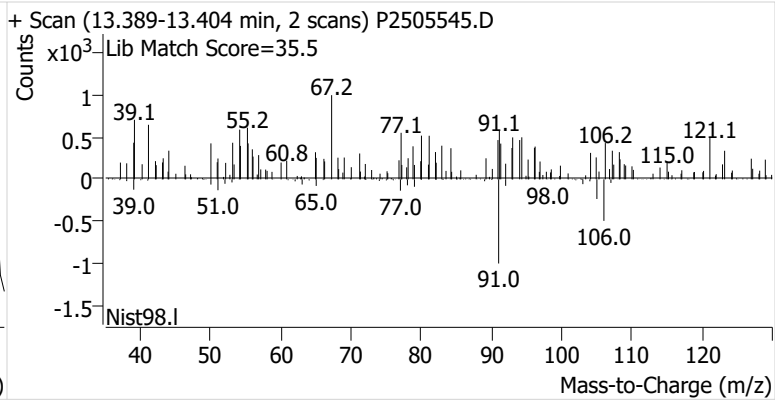

o-Xylene

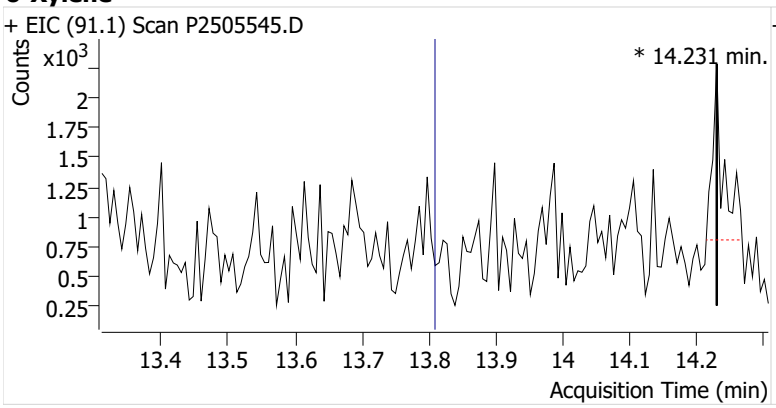
+ EIC (91.1) Scan P2505545.D
Counts
x10^3
* 14.231 min.
Acquisition Time (min)

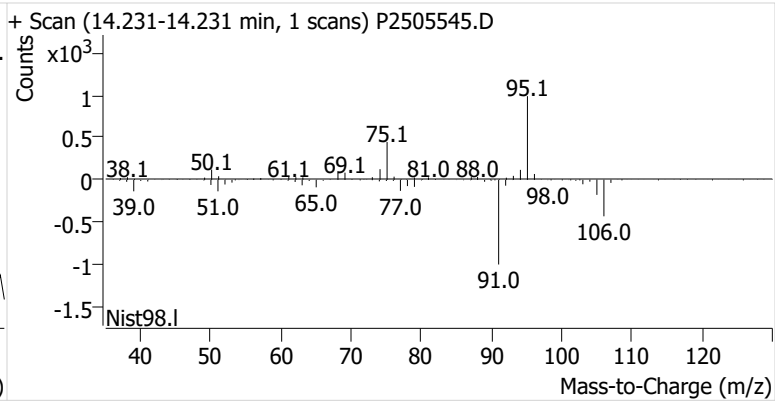
+ Scan (14.231-14.231 min, 1 scans) P2505545.D
Counts
x10^3
95.1
75.1
38.1
50.1
61.1
69.1
81.0
88.0
39.0
51.0
65.0
77.0
98.0
106.0
91.0
Nist98.l
Mass-to-Charge (m/z)

Name	CGOSP-1-S-20250812
Comment	B20292
Data File	P2505546.D
Acq. Date-Time	9/2/2025 5:53:14 PM
Acq. Method File	M325B-TD35
Tube Sorbent	Carbopack X
Analyze Quant Version	12.1
Report Quant Version	12.1

Sample Chromatogram

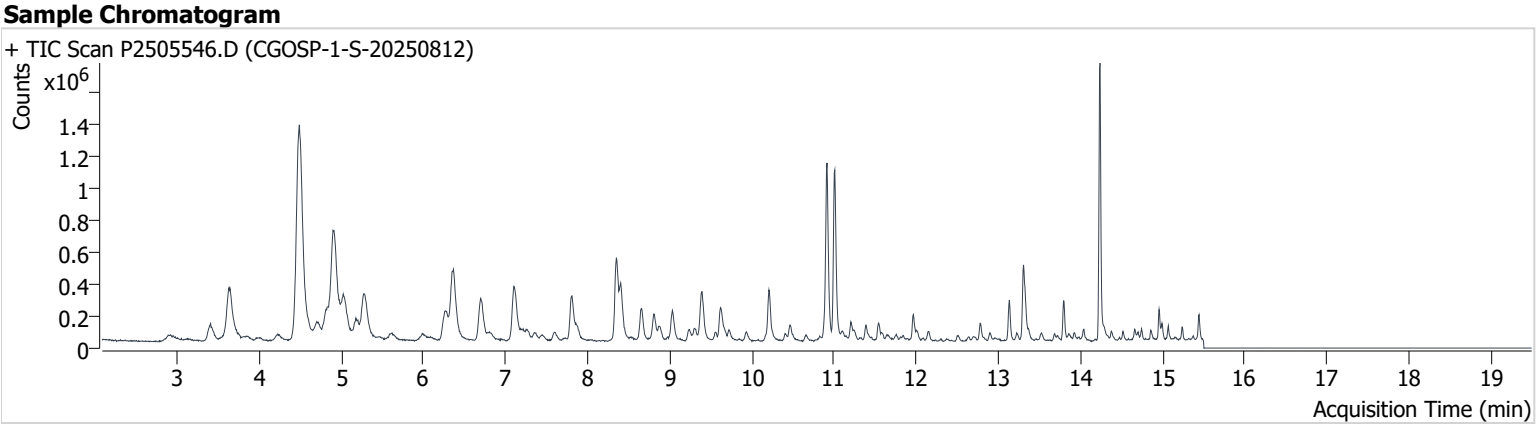

Name	ISTD	RT	ICAL RT	Resp.	Int. Flag
benzene-d6 (IS)		8.349	8.367	812,696	
Benzene	benzene-d6 (IS)	8.403	8.426	469,691	
Toluene-d8 (IS)		10.913	10.931	968,543	
Toluene	Toluene-d8 (IS)	11.002	11.020	984,642	
Ethylbenzene	Toluene-d8 (IS)	13.133	13.151	209,340	
m-/p-Xylenes	Toluene-d8 (IS)	13.305	13.341	449,457	
o-Xylene	Toluene-d8 (IS)	13.798	13.809	165,211	

benzene-d6 (IS)

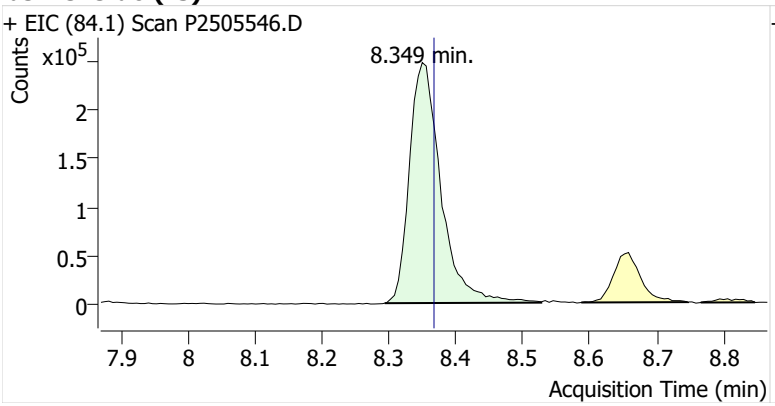

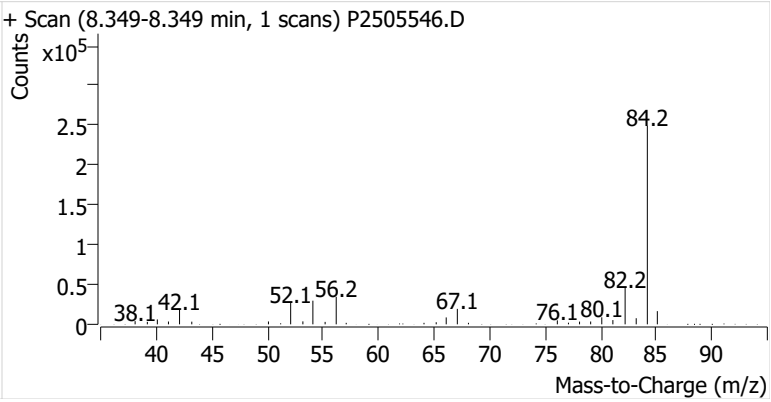

Benzene

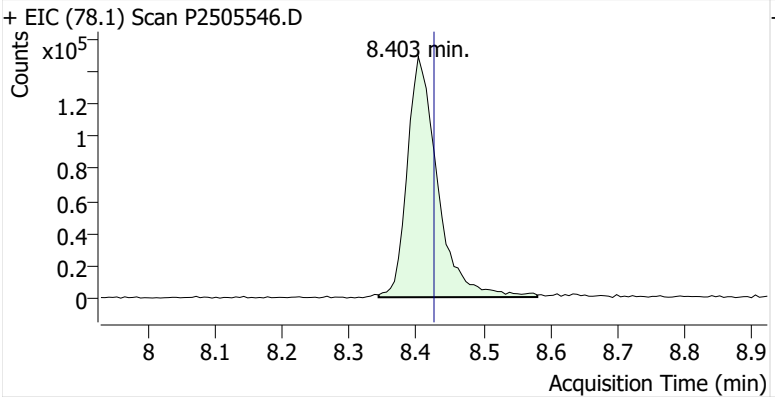

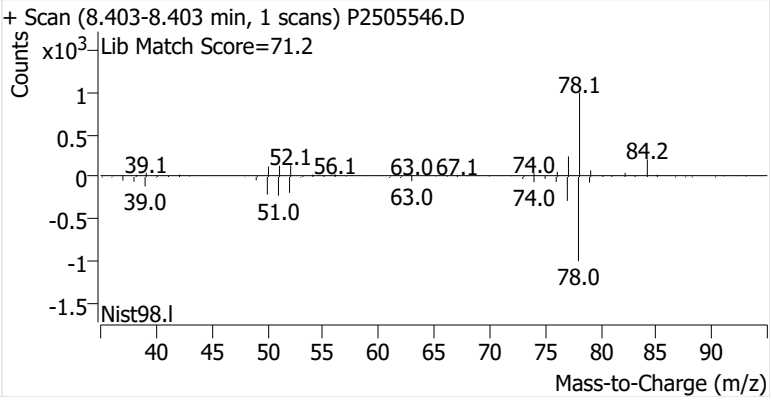

Toluene-d8 (IS)

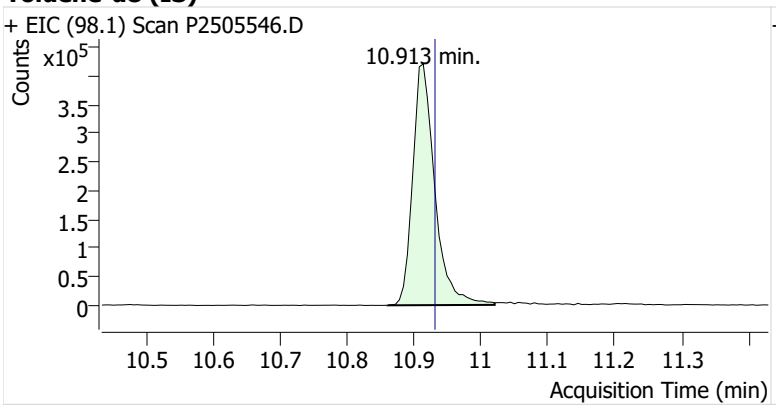

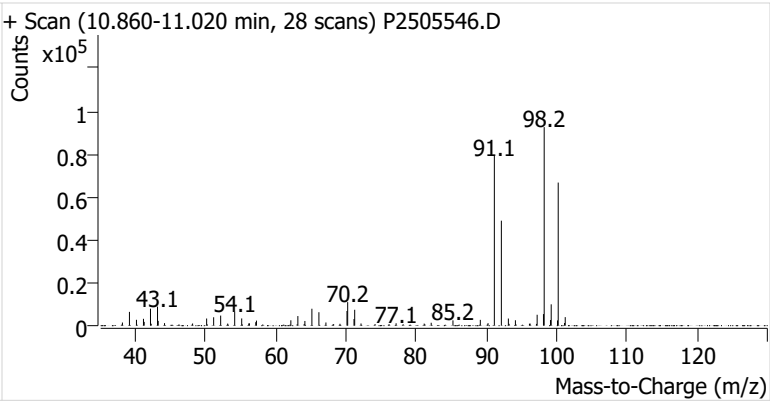

Toluene

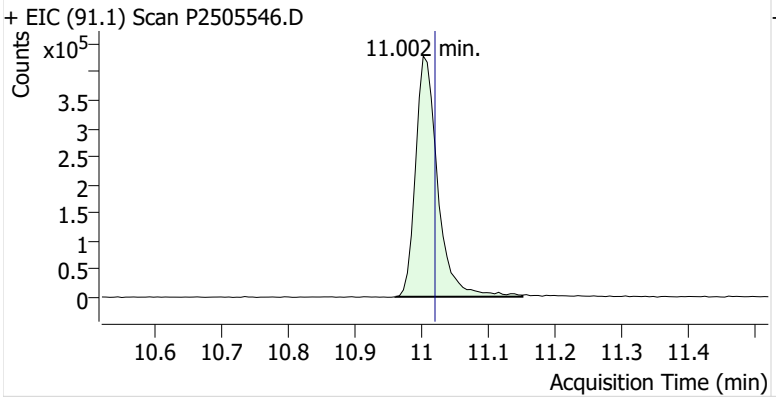

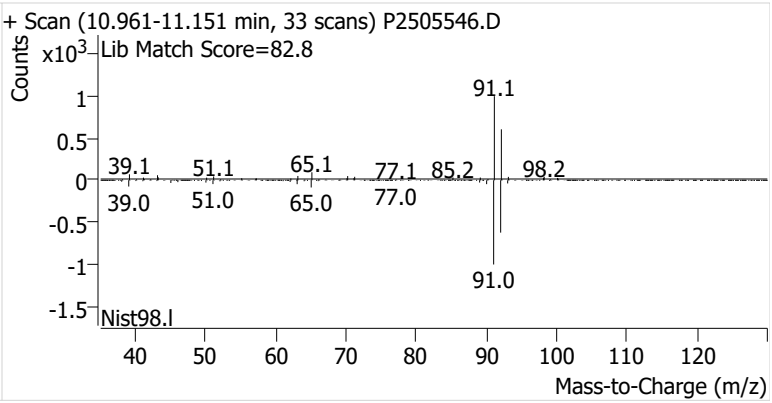

Ethylbenzene

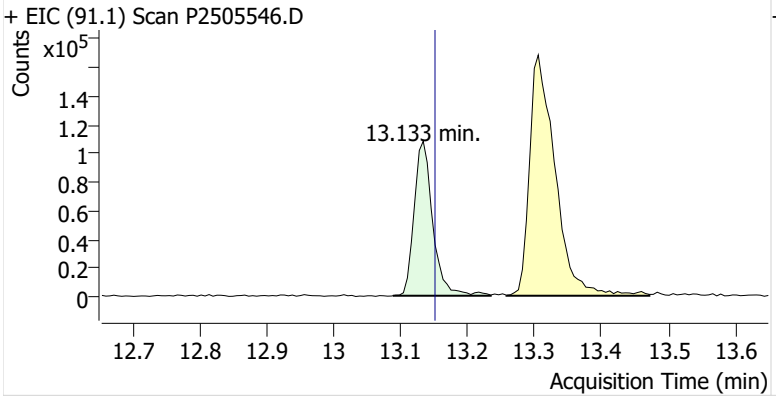

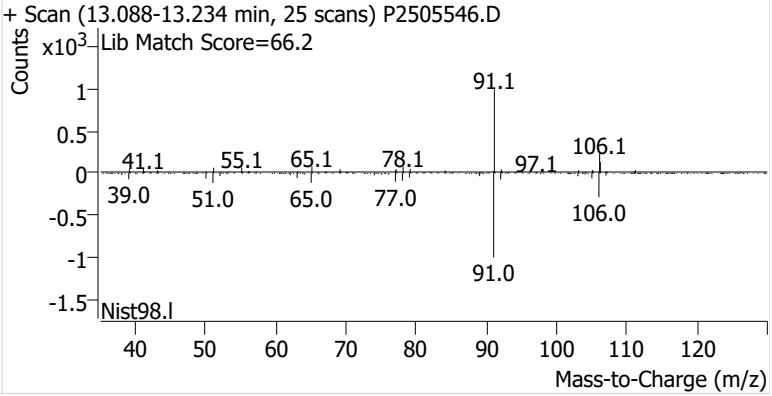

m-/p-Xylenes

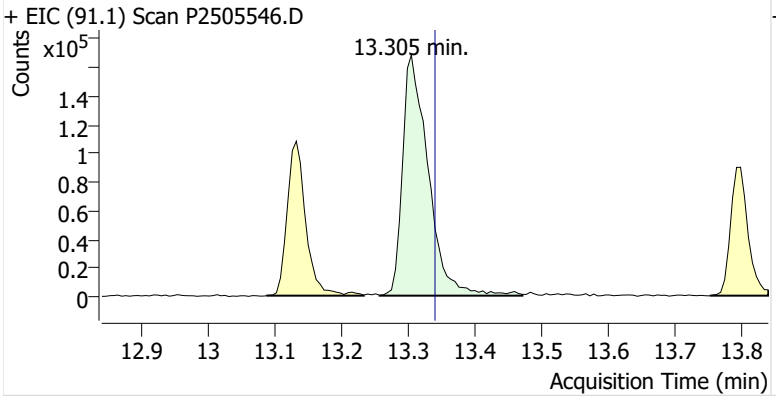

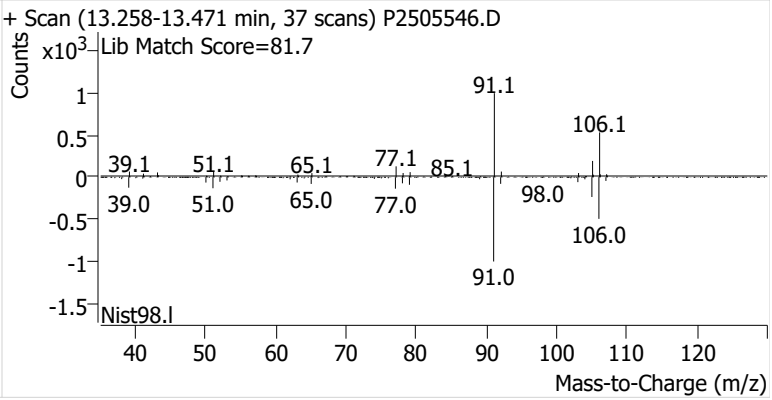

o-Xylene

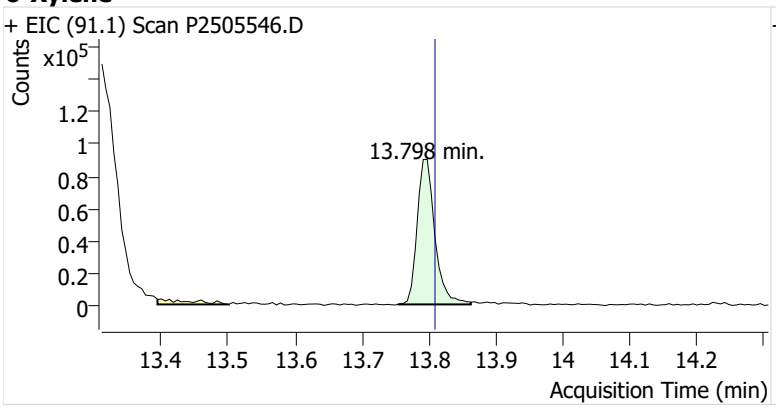
+ EIC (91.1) Scan P2505546.D
Counts
x10^5
1.2
1
0.8
0.6
0.4
0.2
0
13.798 min.
13.4
13.5
13.6
13.7
13.8
13.9
14
14.1
14.2
Acquisition Time (min)

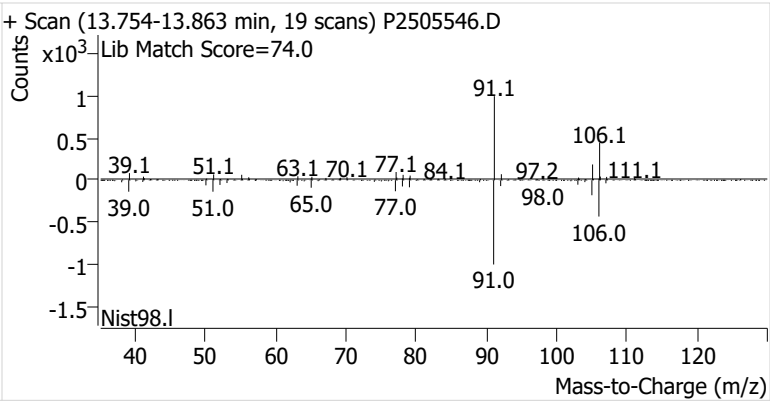
+ Scan (13.754-13.863 min, 19 scans) P2505546.D
Counts
x10^3
Lib Match Score=74.0
1
0.5
0
-0.5
-1
-1.5
91.1
106.1
39.1
51.1
63.1
70.1
77.1
84.1
97.2
111.1
39.0
51.0
65.0
77.0
98.0
106.0
91.0
Nist98.l
40
50
60
70
80
90
100
110
120
Mass-to-Charge (m/z)

Name	CGOSP-2-S-20250812
Comment	B35493
Data File	P2505547.D
Acq. Date-Time	9/2/2025 6:30:31 PM
Acq. Method File	M325B-TD35
Tube Sorbent	Carbopack X
Analyze Quant Version	12.1
Report Quant Version	12.1

Sample Chromatogram

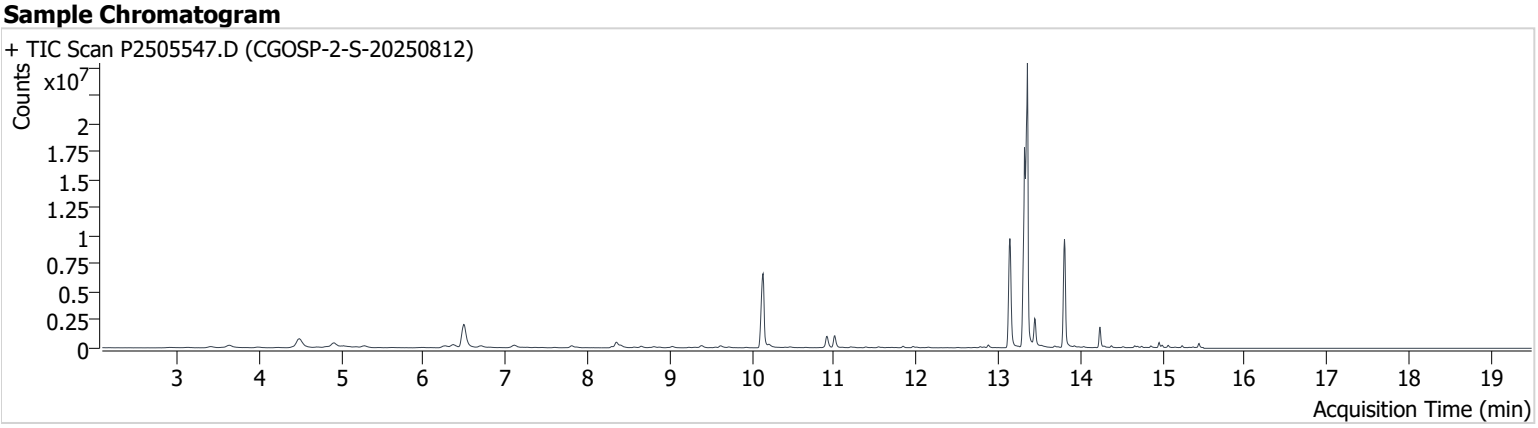

Name	ISTD	RT	ICAL RT	Resp.	Int. Flag
benzene-d6 (IS)		8.349	8.367	802,499	
Benzene	benzene-d6 (IS)	8.409	8.426	291,111	
Toluene-d8 (IS)		10.913	10.931	929,043	
Toluene	Toluene-d8 (IS)	11.008	11.020	993,300	
Ethylbenzene	Toluene-d8 (IS)	13.139	13.151	9,855,425	
m-/p-Xylenes	Toluene-d8 (IS)	13.353	13.341	26,704,350	
o-Xylene	Toluene-d8 (IS)	13.804	13.809	6,876,512	

benzene-d6 (IS)

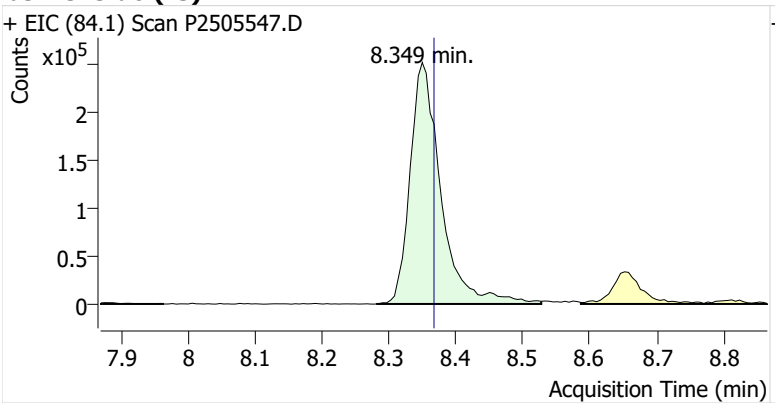

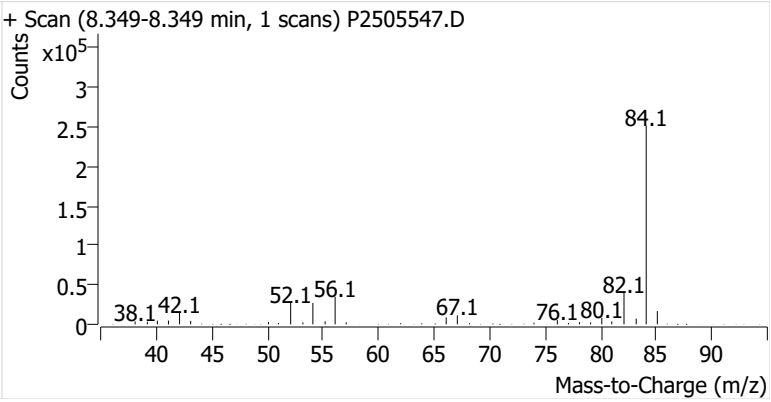

Benzene

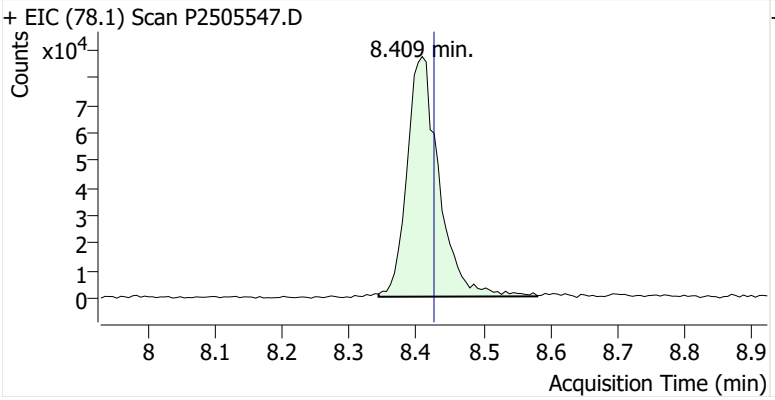

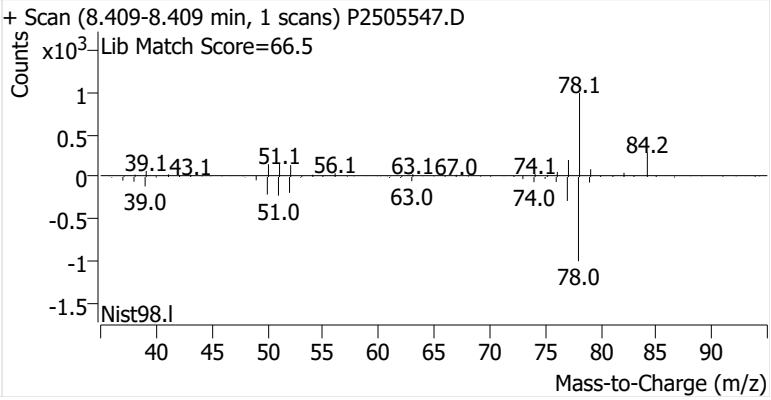

Toluene-d8 (IS)

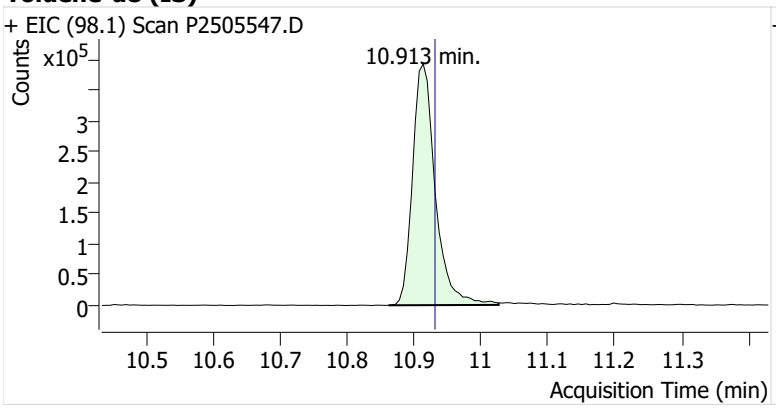

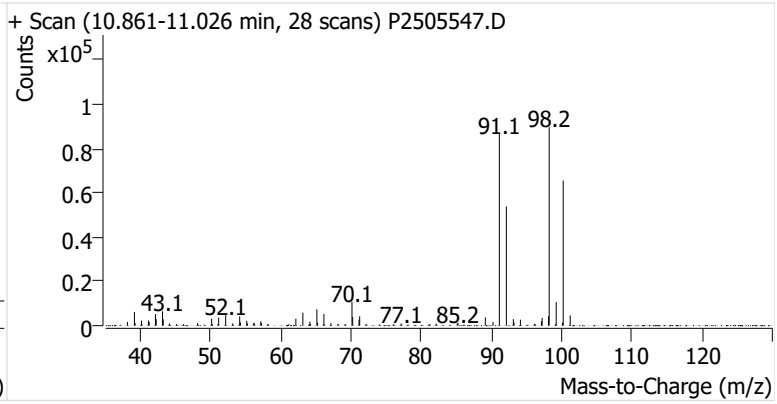

Toluene

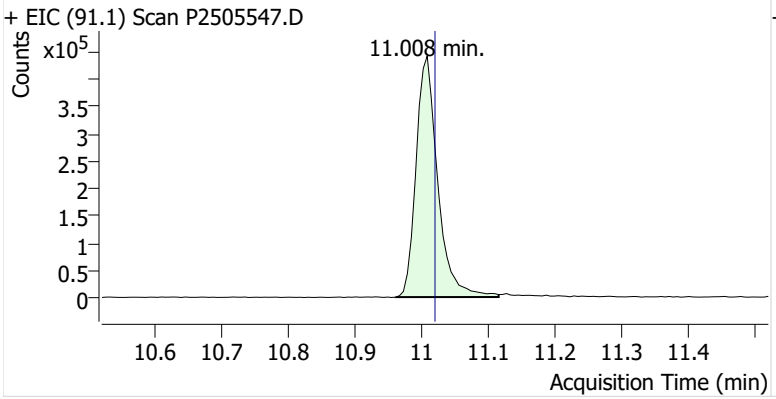

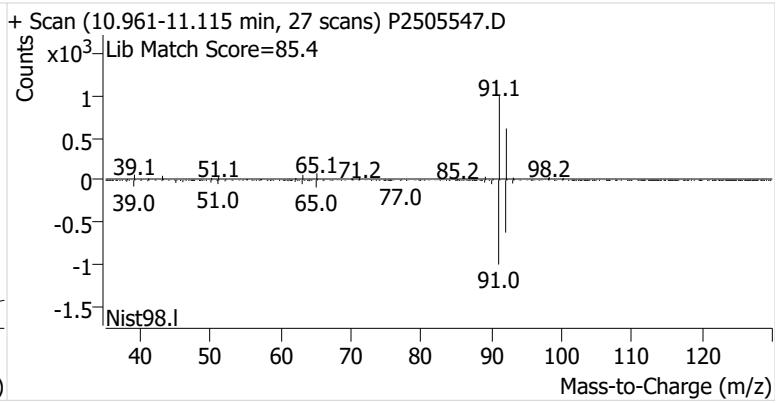

Ethylbenzene

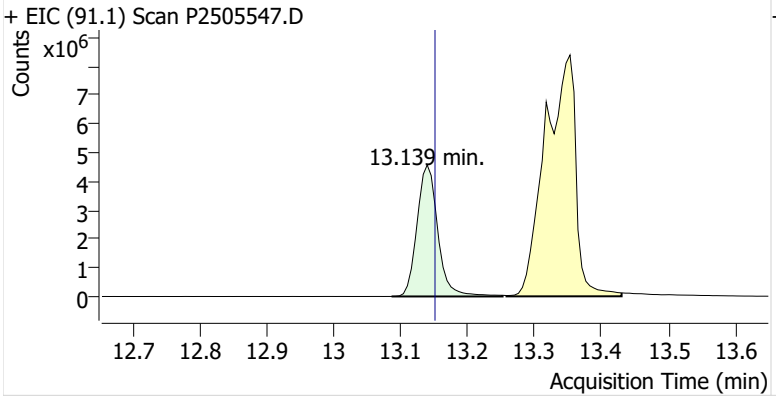

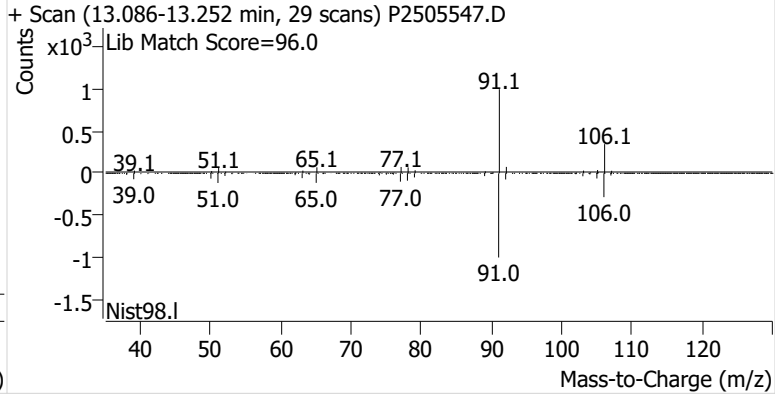

m-/p-Xylenes

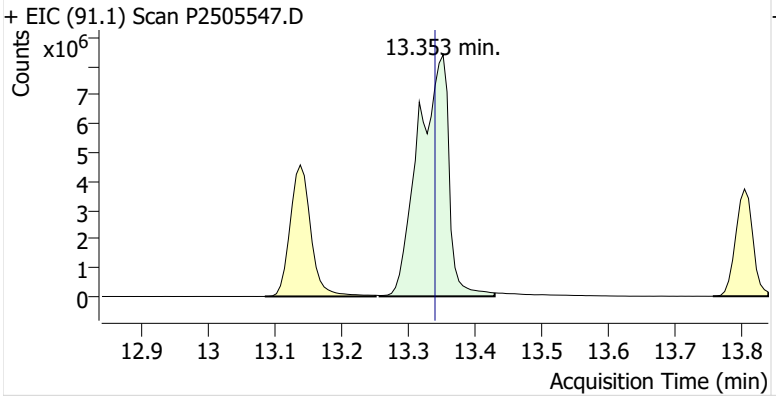

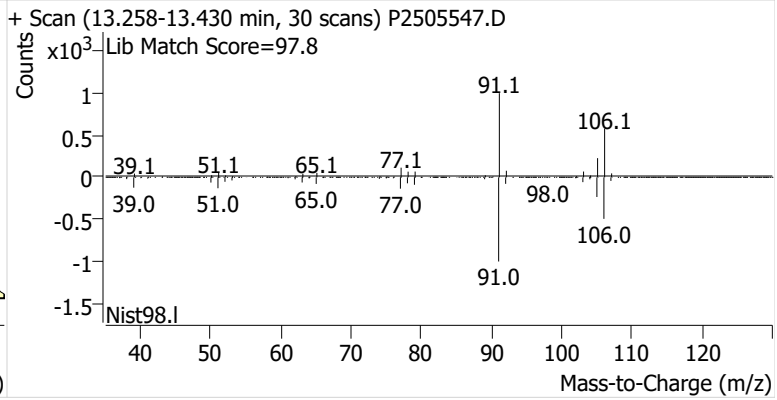

o-Xylene

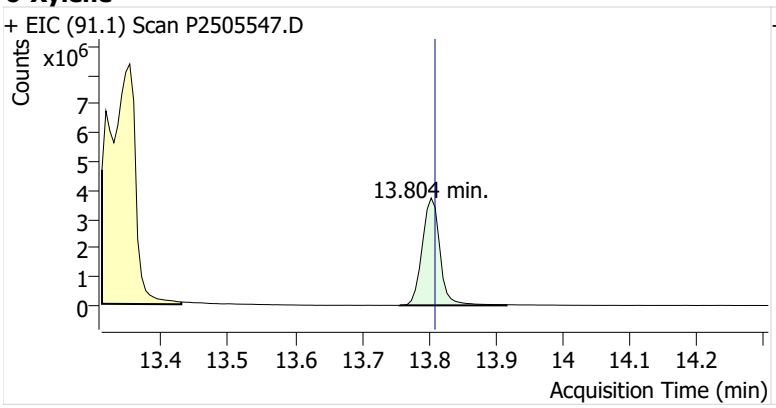
+ EIC (91.1) Scan P2505547.D
Counts
x10^6
13.804 min.
13.4 13.5 13.6 13.7 13.8 13.9 14 14.1 14.2
Acquisition Time (min)

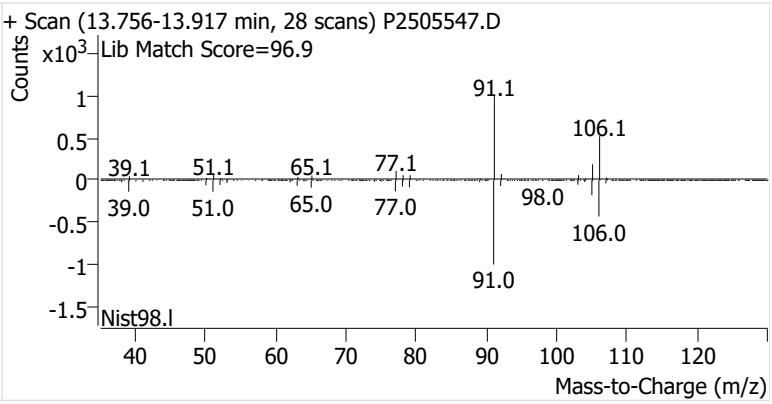
+ Scan (13.756-13.917 min, 28 scans) P2505547.D
Counts
x10^3
Lib Match Score=96.9
91.1
106.1
39.1 51.1 65.1 77.1
39.0 51.0 65.0 77.0
98.0
106.0
91.0
Nist98.l
40 50 60 70 80 90 100 110 120
Mass-to-Charge (m/z)

Name	CGOSP-3-S-20250812
Comment	B50900
Data File	P2505548.D
Acq. Date-Time	9/2/2025 7:07:49 PM
Acq. Method File	M325B-TD35
Tube Sorbent	Carbopack X
Analyze Quant Version	12.1
Report Quant Version	12.1

Sample Chromatogram

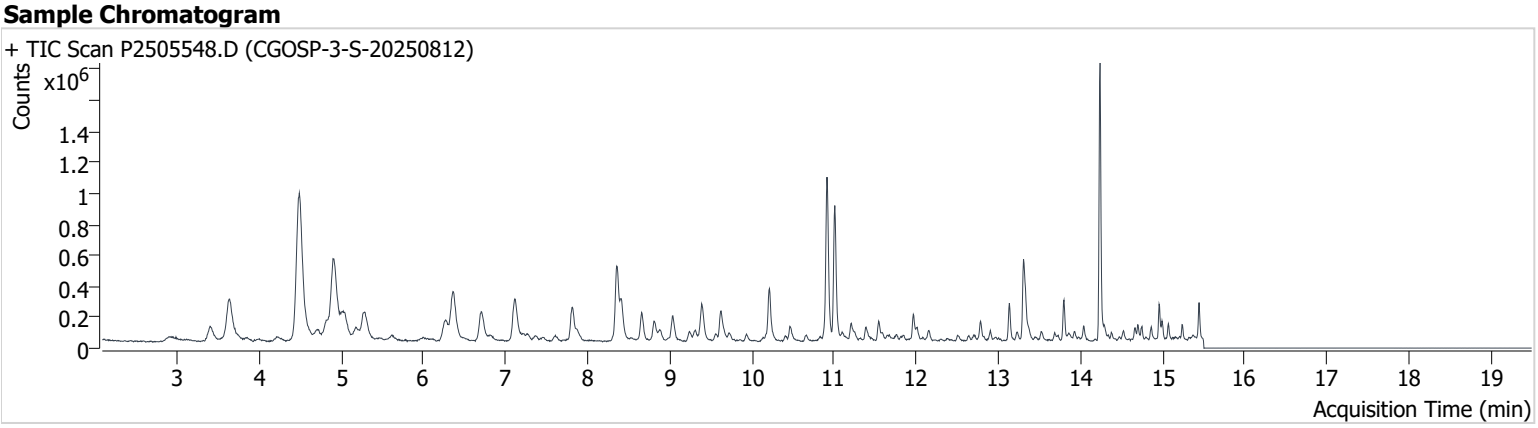

Name	ISTD	RT	ICAL RT	Resp.	Int. Flag
benzene-d6 (IS)		8.361	8.367	780,052	
Benzene	benzene-d6 (IS)	8.409	8.426	351,804	
Toluene-d8 (IS)		10.913	10.931	940,842	
Toluene	Toluene-d8 (IS)	11.008	11.020	769,918	
Ethylbenzene	Toluene-d8 (IS)	13.133	13.151	189,267	
m-/p-Xylenes	Toluene-d8 (IS)	13.305	13.341	502,976	
o-Xylene	Toluene-d8 (IS)	13.798	13.809	174,873	

benzene-d6 (IS)

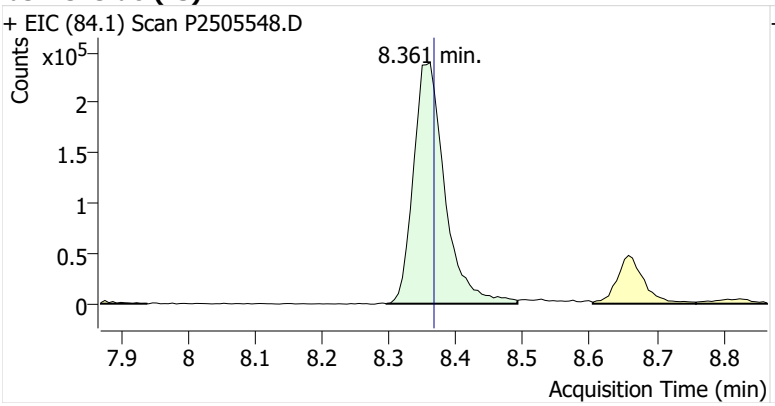

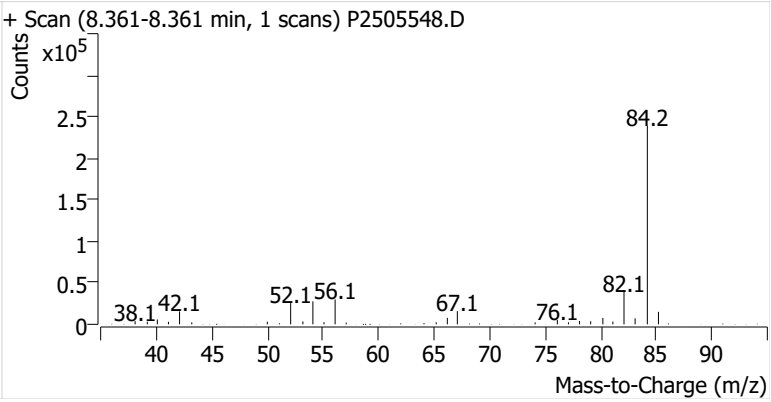

Benzene

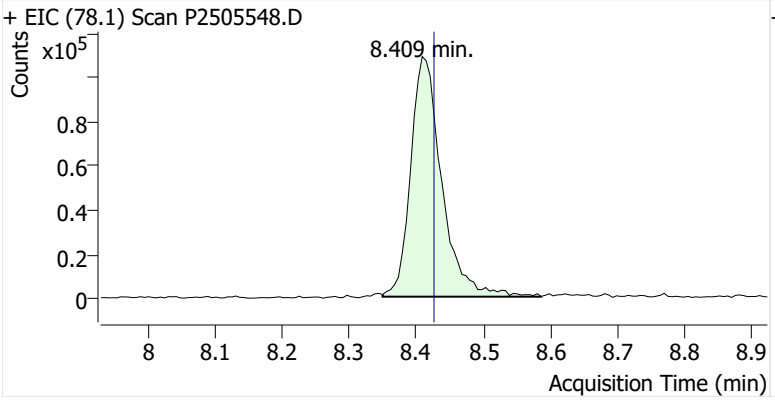

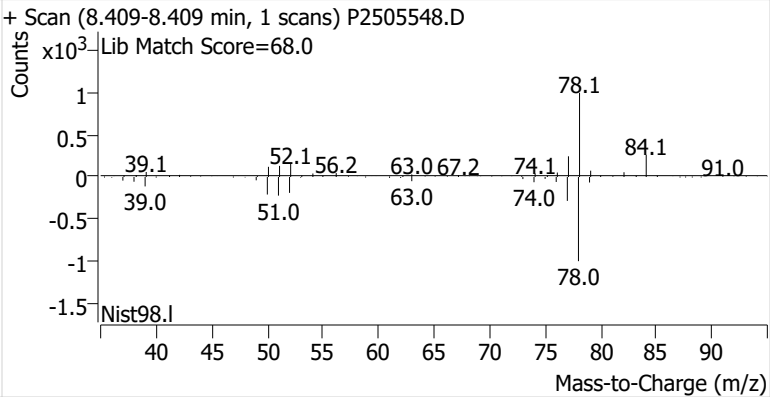

Toluene-d8 (IS)

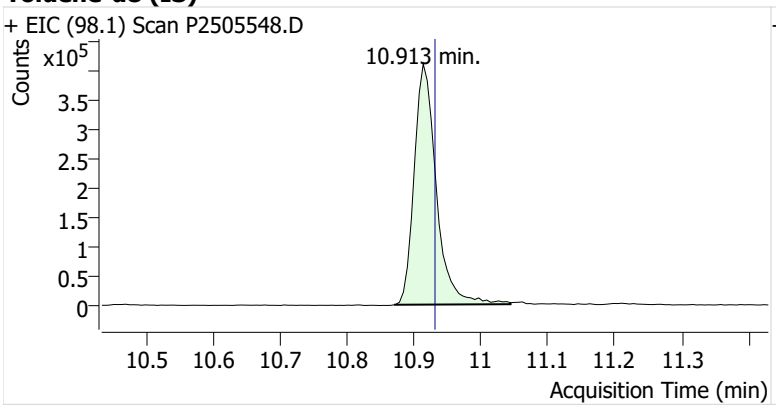

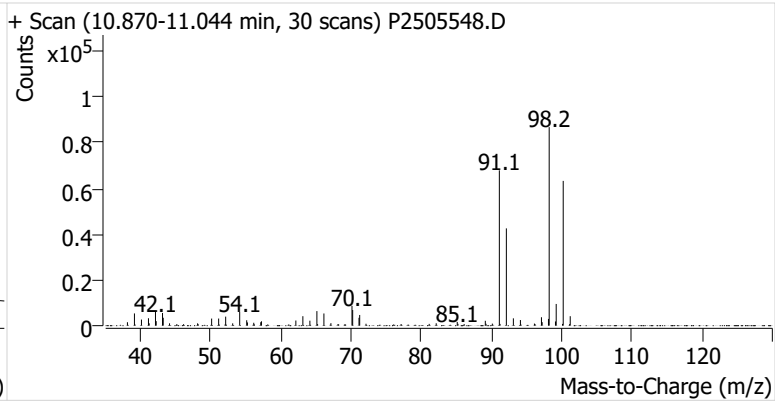

Toluene

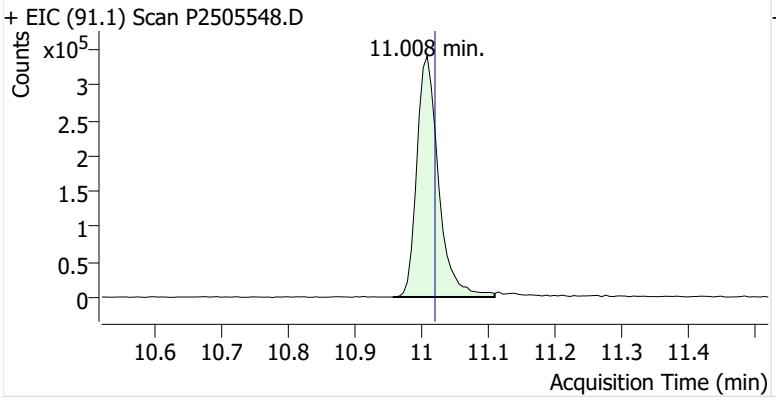

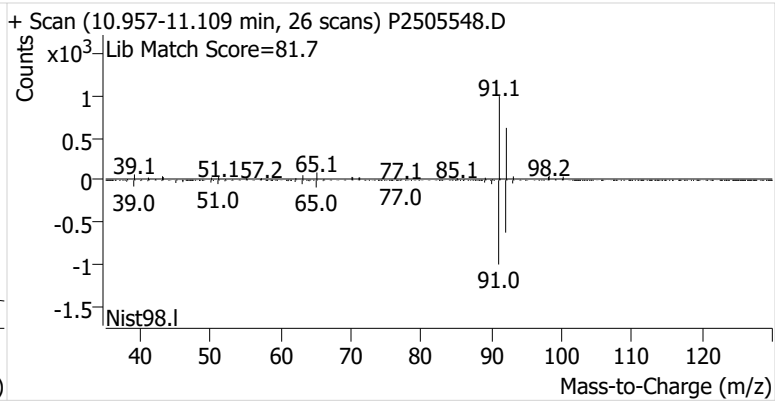

Ethylbenzene

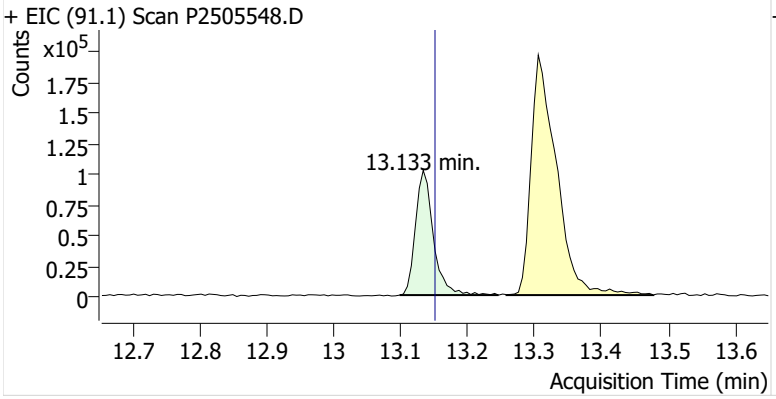

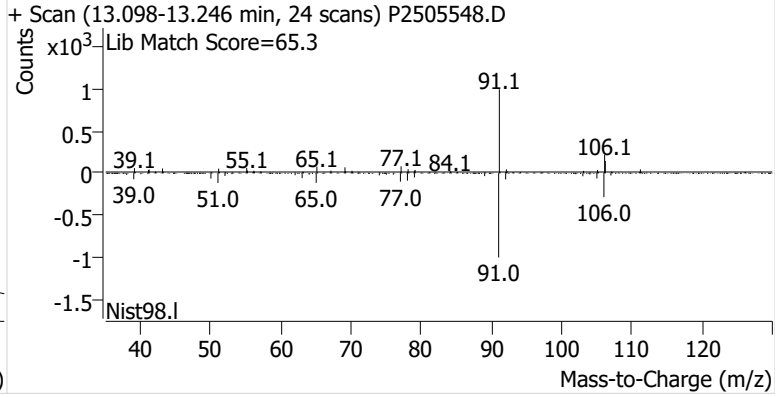

m-/p-Xylenes

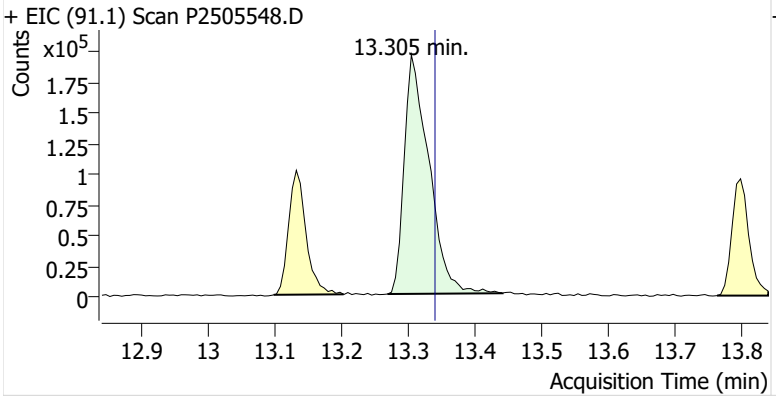

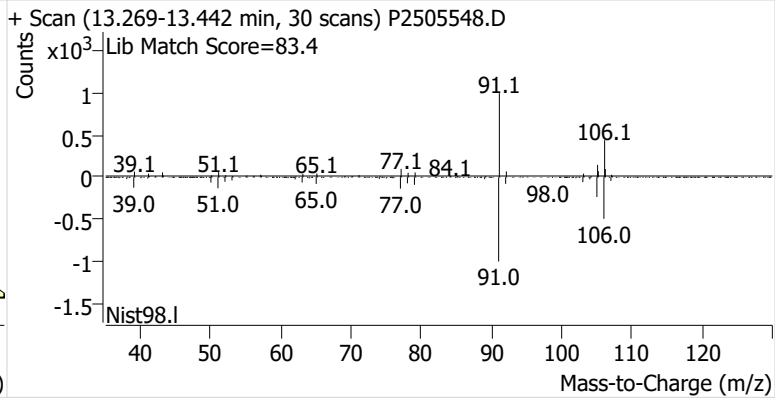

o-Xylene

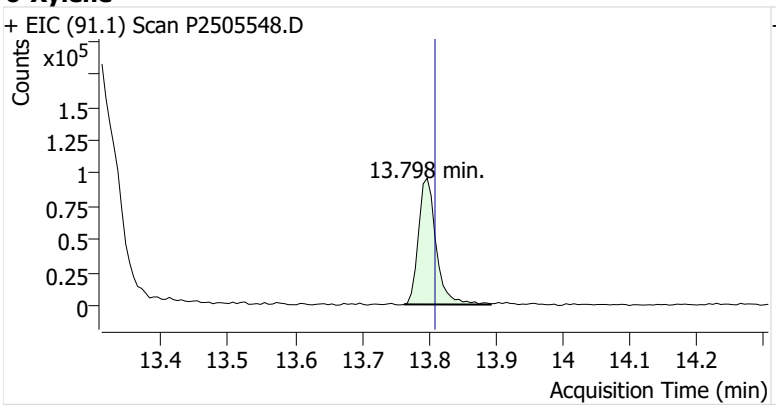
+ EIC (91.1) Scan P2505548.D
Counts
x10^5
1.5
1.25
1
0.75
0.5
0.25
0
13.798 min.
13.4
13.5
13.6
13.7
13.8
13.9
14
14.1
14.2
Acquisition Time (min)

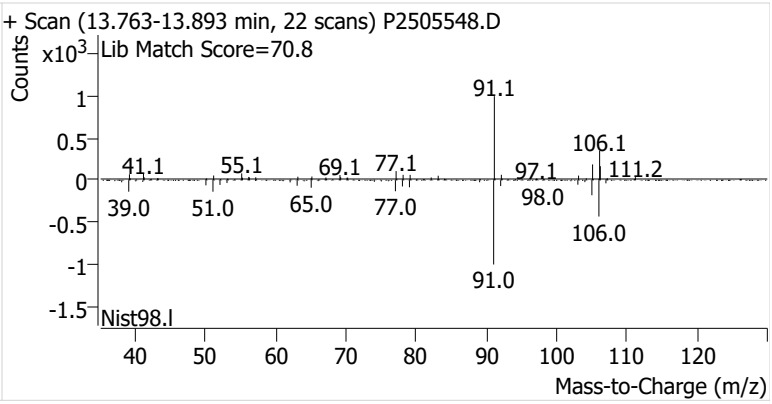
+ Scan (13.763-13.893 min, 22 scans) P2505548.D
Counts
x10^3
Lib Match Score=70.8
1
0.5
0
-0.5
-1
-1.5
91.1
106.1
41.1
55.1
69.1
77.1
97.1
111.2
39.0
51.0
65.0
77.0
98.0
106.0
91.0
Nist98.l
40
50
60
70
80
90
100
110
120
Mass-to-Charge (m/z)

Name	CGOSP-3-D-20250812
Comment	C59920
Data File	P2505549.D
Acq. Date-Time	9/2/2025 7:45:07 PM
Acq. Method File	M325B-TD35
Tube Sorbent	Carbopack X
Analyze Quant Version	12.1
Report Quant Version	12.1

Sample Chromatogram

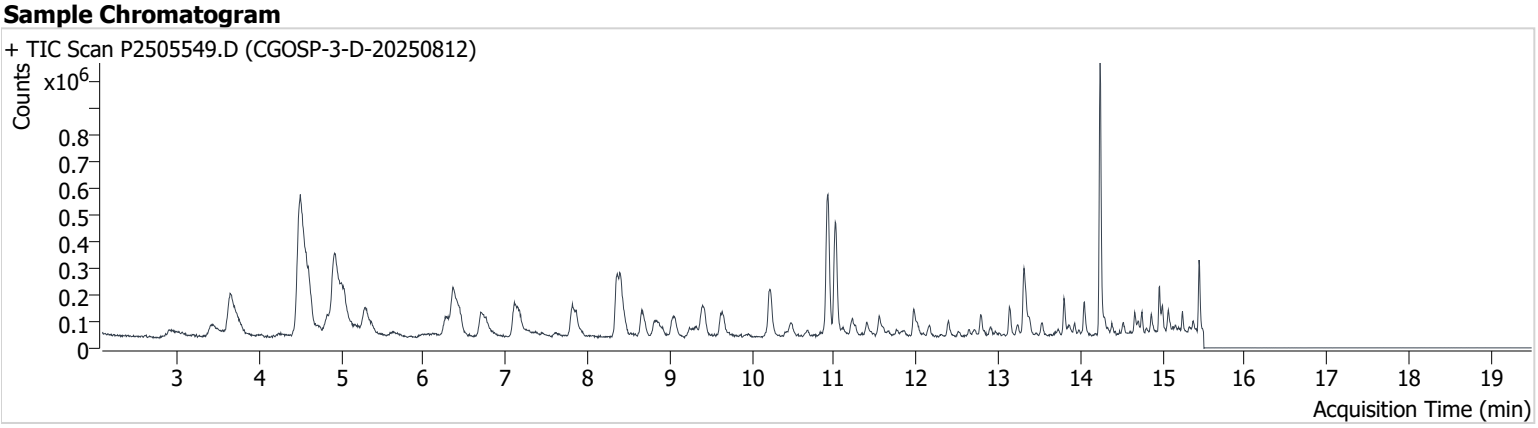

Name	ISTD	RT	ICAL RT	Resp.	Int. Flag
benzene-d6 (IS)		8.361	8.367	527,575	
Benzene	benzene-d6 (IS)	8.414	8.426	240,837	
Toluene-d8 (IS)		10.925	10.931	605,206	
Toluene	Toluene-d8 (IS)	11.014	11.020	472,469	
Ethylbenzene	Toluene-d8 (IS)	13.133	13.151	93,118	
m-/p-Xylenes	Toluene-d8 (IS)	13.311	13.341	252,219	
o-Xylene	Toluene-d8 (IS)	13.798	13.809	92,884	

benzene-d6 (IS)

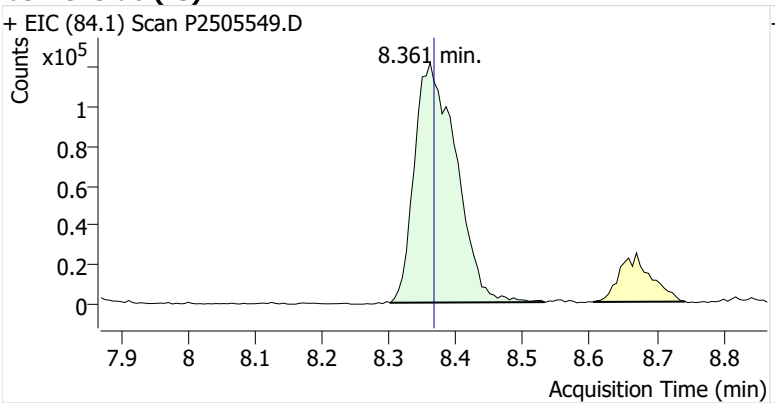

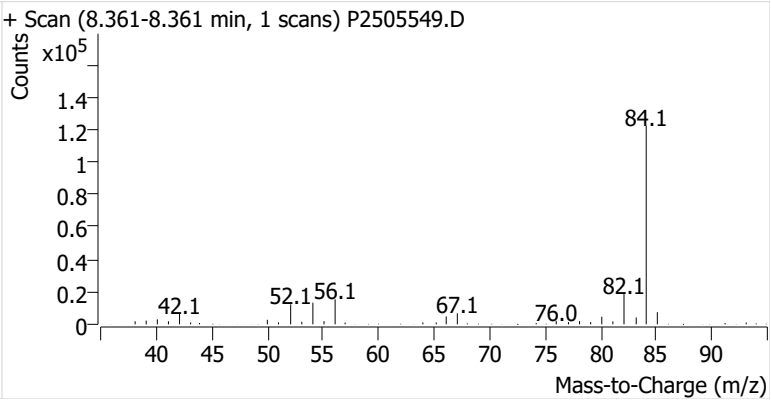

Benzene

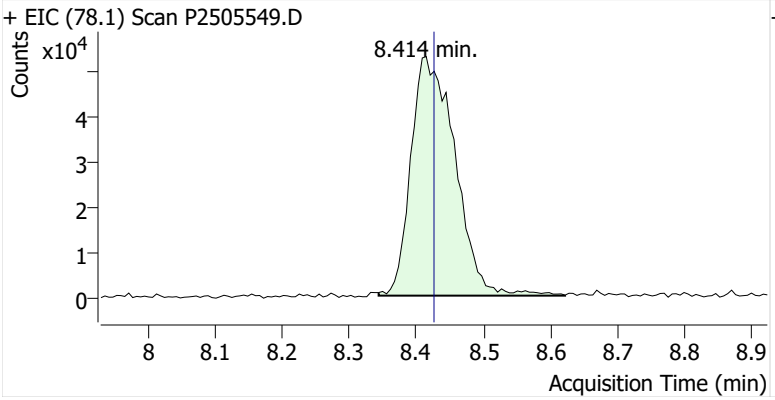

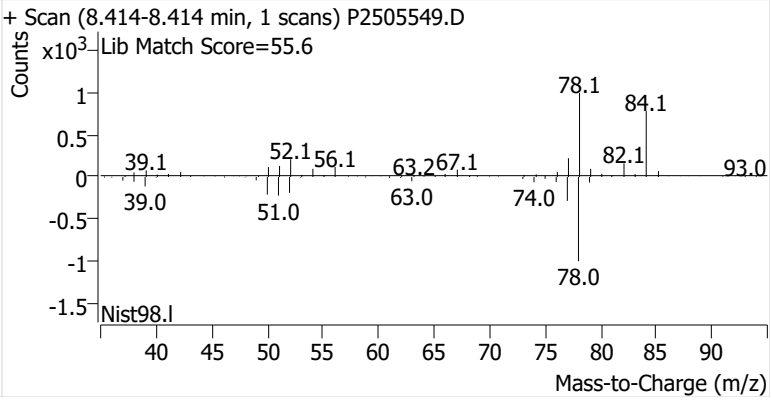

Toluene-d8 (IS)

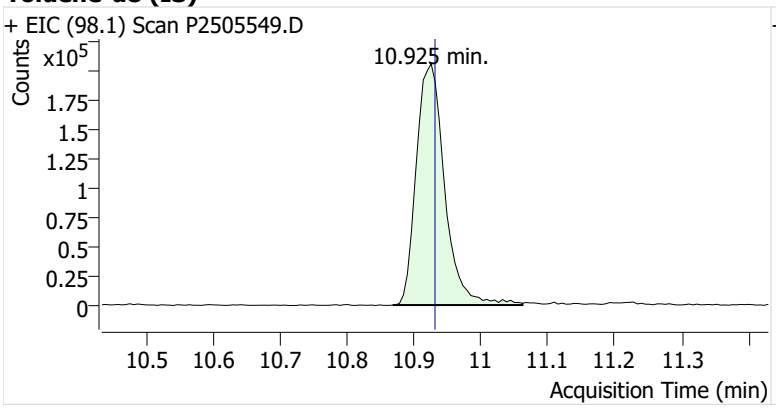

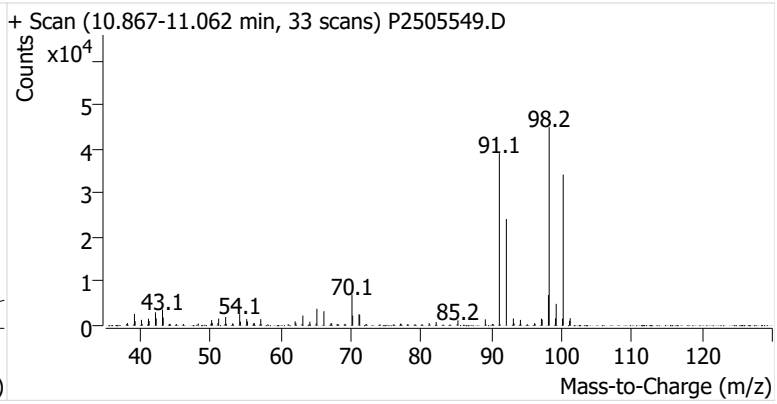

Toluene

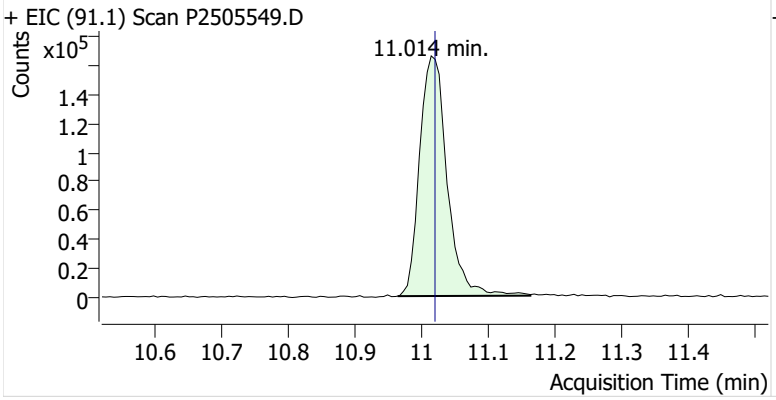

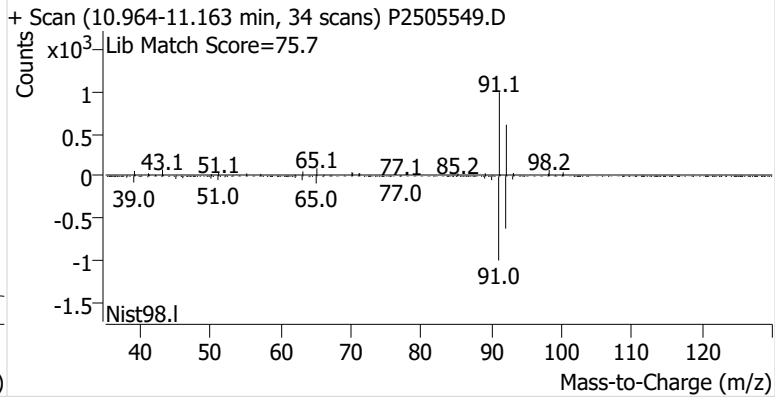

Ethylbenzene

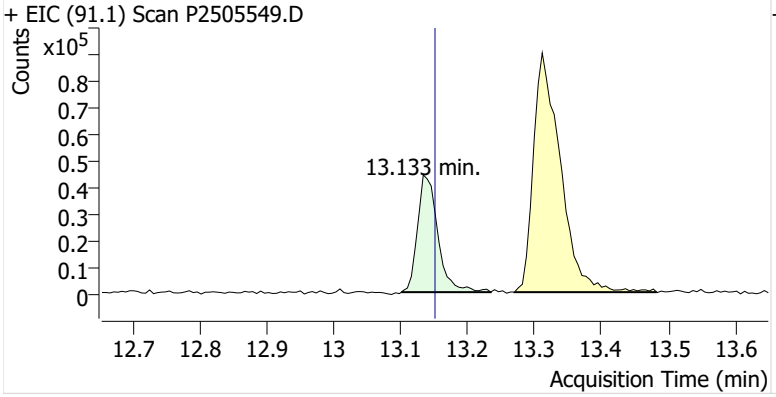

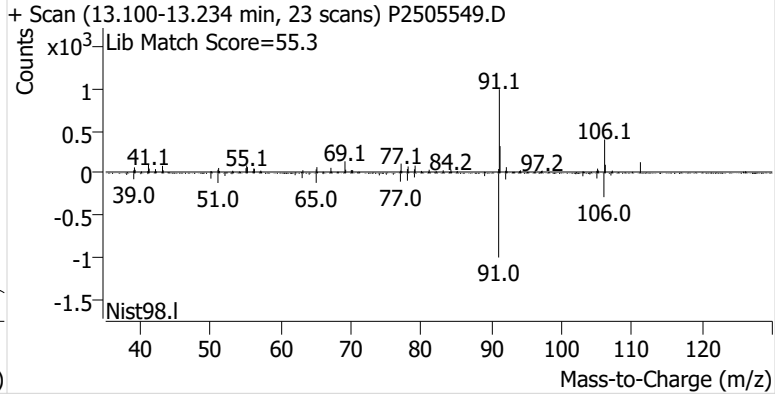

m-/p-Xylenes

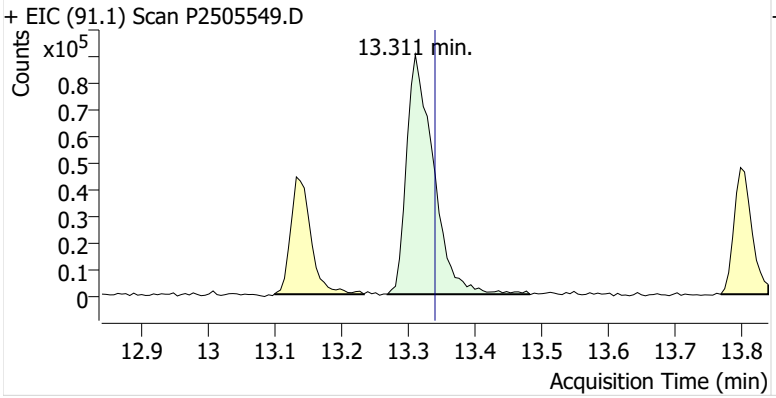

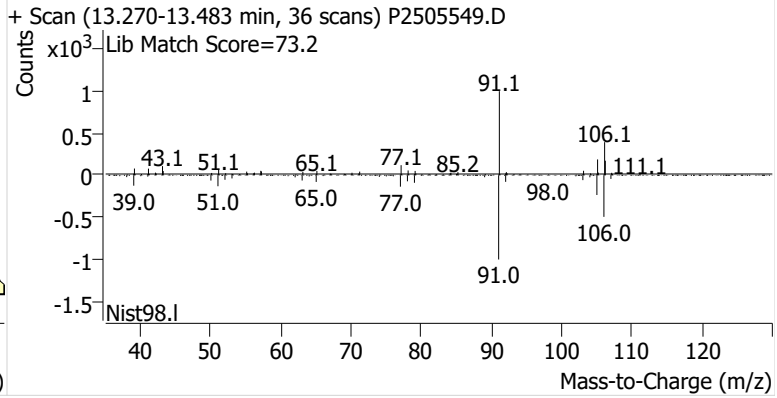

o-Xylene

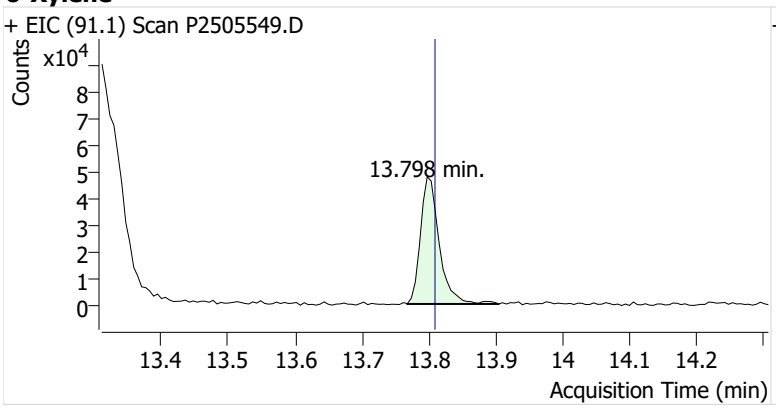
+ EIC (91.1) Scan P2505549.D
Counts
x10^4
13.798 min.
Acquisition Time (min)

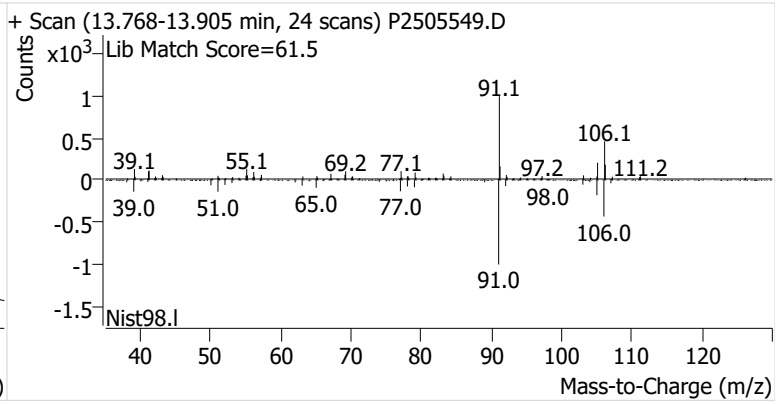
+ Scan (13.768-13.905 min, 24 scans) P2505549.D
Counts
x10^3
Lib Match Score=61.5
91.1
106.1
39.1
55.1
69.2
77.1
97.2
111.2
39.0
51.0
65.0
77.0
98.0
106.0
91.0
Nist98.l
Mass-to-Charge (m/z)

Name	CGOSP-4-S-20250812
Comment	C01564
Data File	P2505550.D
Acq. Date-Time	9/2/2025 8:22:34 PM
Acq. Method File	M325B-TD35
Tube Sorbent	Carbopack X
Analyze Quant Version	12.1
Report Quant Version	12.1

Sample Chromatogram

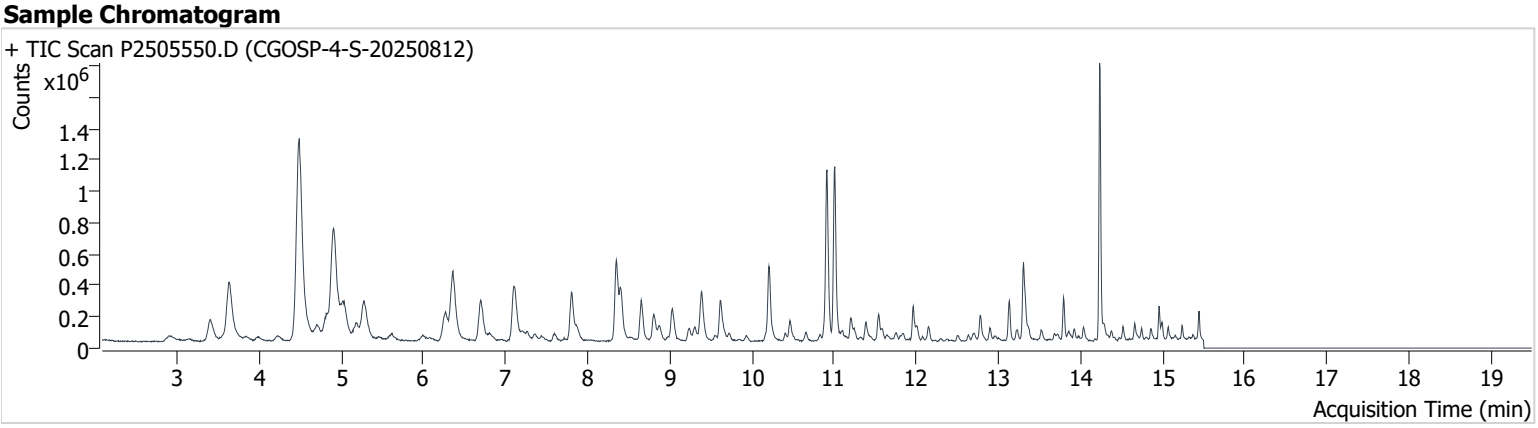

Name	ISTD	RT	ICAL RT	Resp.	Int. Flag
benzene-d6 (IS)		8.349	8.367	803,133	
Benzene	benzene-d6 (IS)	8.408	8.426	453,543	
Toluene-d8 (IS)		10.913	10.931	965,677	
Toluene	Toluene-d8 (IS)	11.008	11.020	1,010,471	
Ethylbenzene	Toluene-d8 (IS)	13.133	13.151	201,386	
m-/p-Xylenes	Toluene-d8 (IS)	13.305	13.341	438,758	
o-Xylene	Toluene-d8 (IS)	13.792	13.809	173,215	

benzene-d6 (IS)

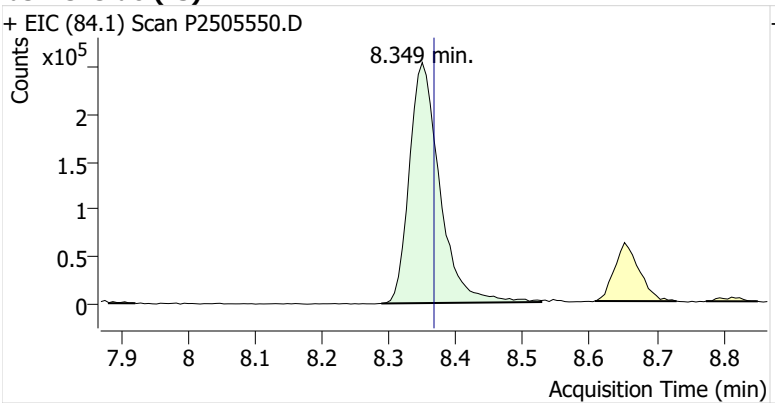

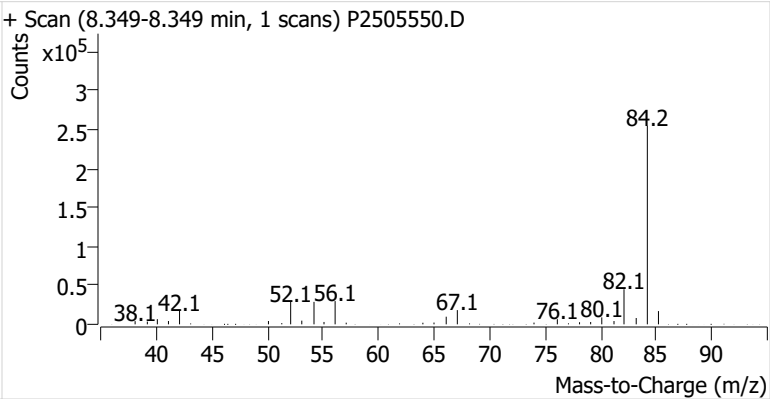

Benzene

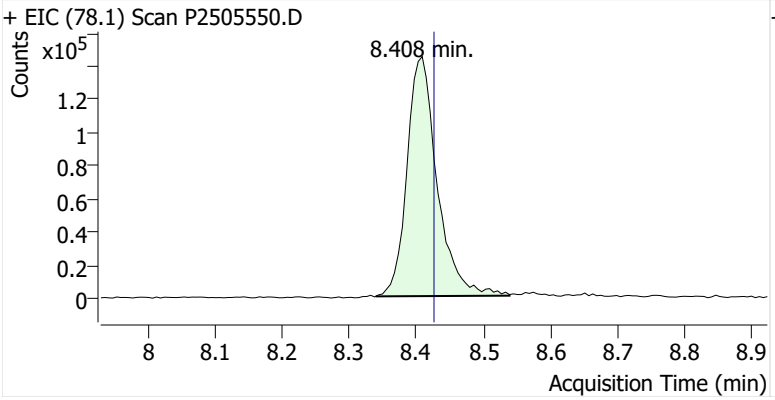

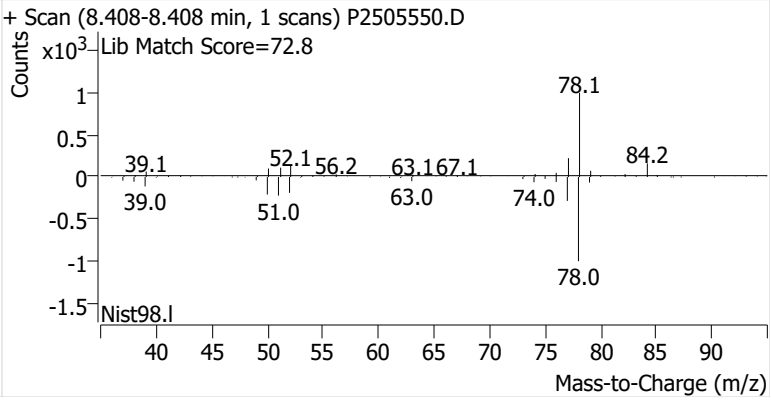

Toluene-d8 (IS)

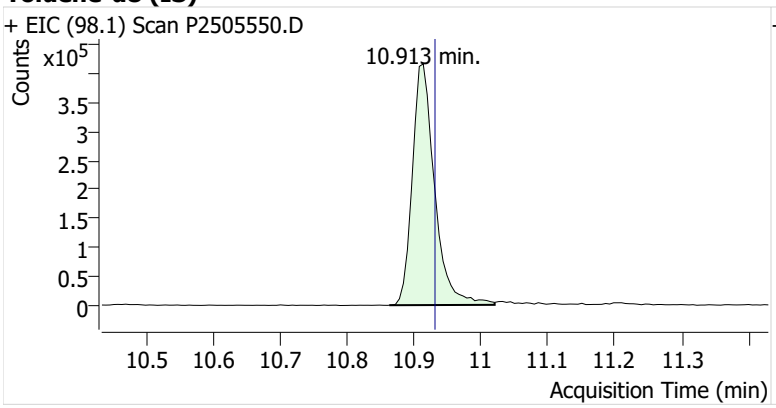

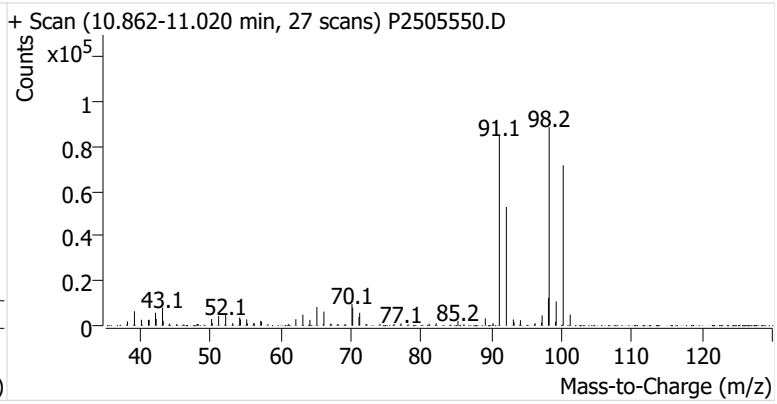

Toluene

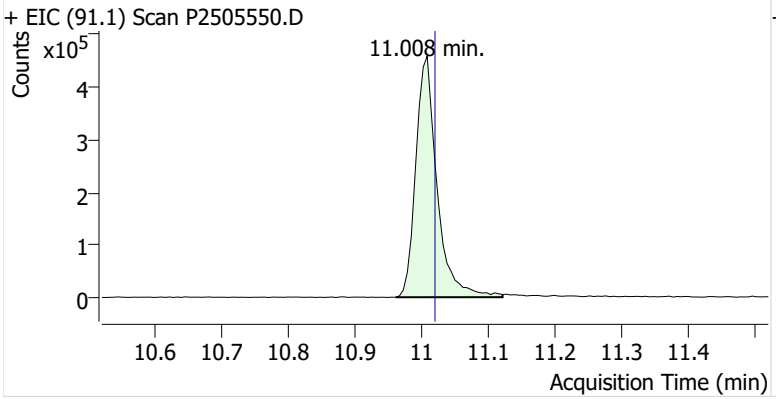

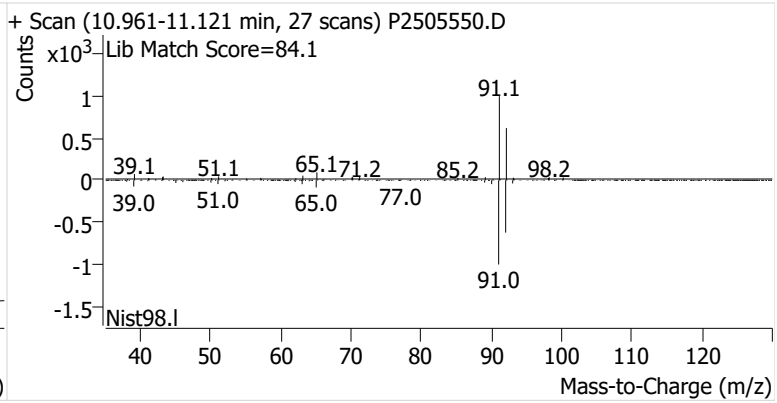

Ethylbenzene

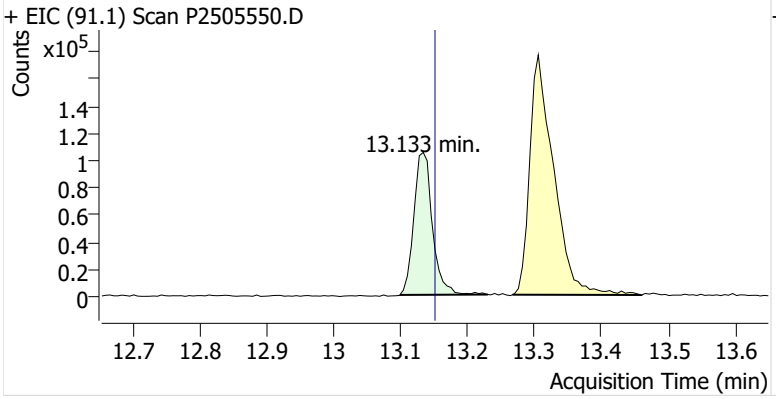

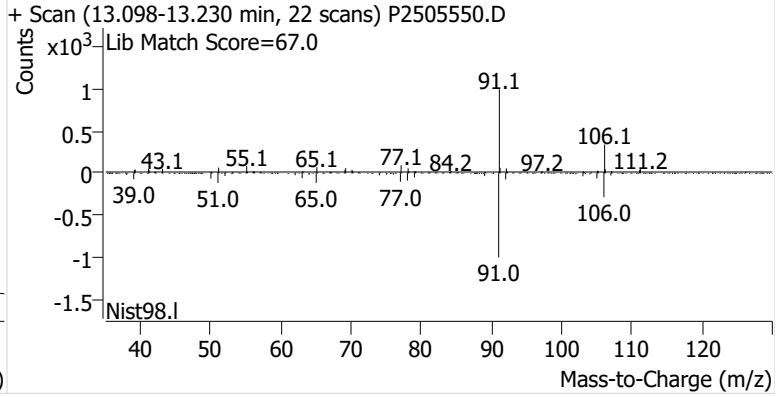

m-/p-Xylenes

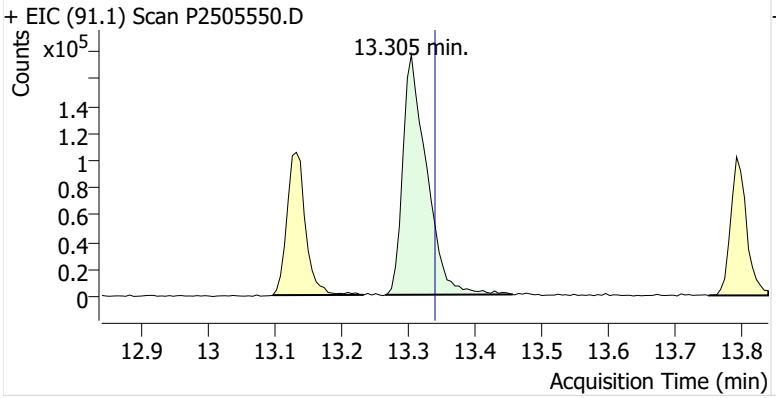

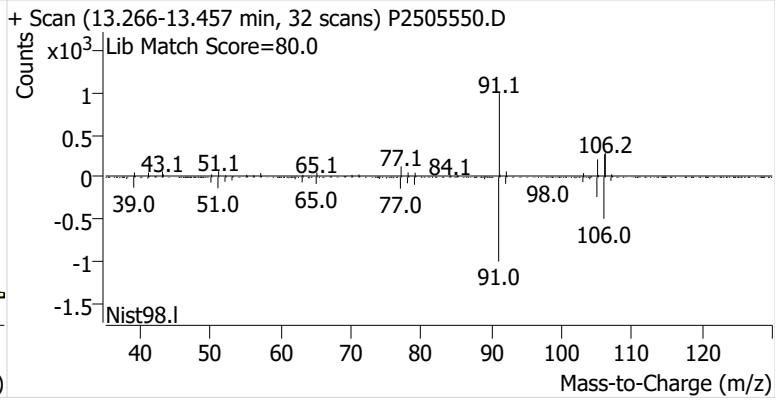

o-Xylene

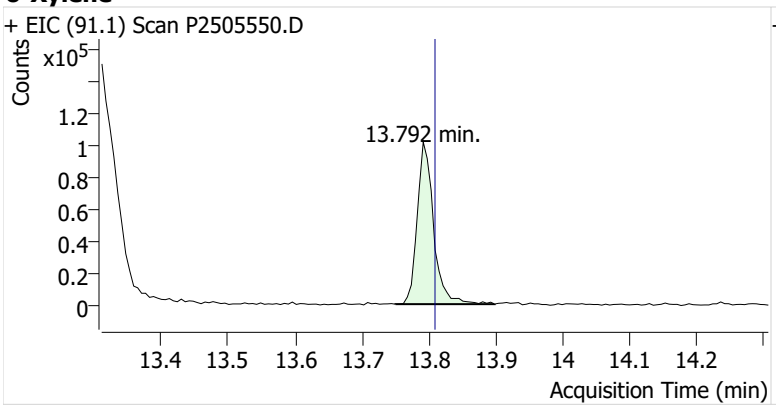
+ EIC (91.1) Scan P2505550.D
Counts
x10^5
1.2
1
0.8
0.6
0.4
0.2
0
13.792 min.
13.4
13.5
13.6
13.7
13.8
13.9
14
14.1
14.2
Acquisition Time (min)

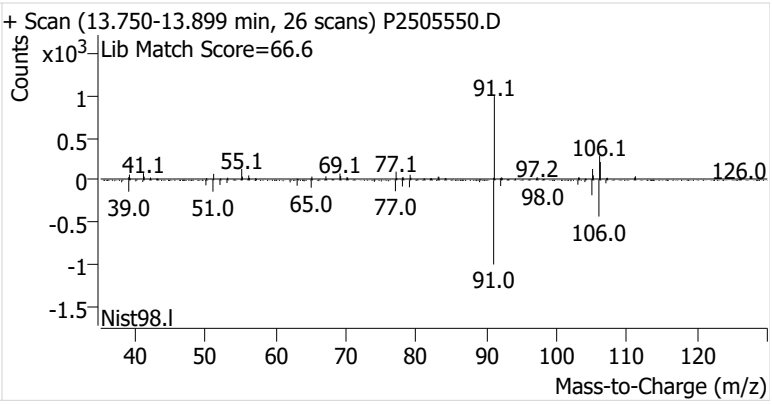
+ Scan (13.750-13.899 min, 26 scans) P2505550.D
Counts
x10^3
Lib Match Score=66.6
1
0.5
0
-0.5
-1
-1.5
91.1
41.1
55.1
69.1
77.1
97.2
106.1
126.0
39.0
51.0
65.0
77.0
98.0
106.0
91.0
Nist98.l
40
50
60
70
80
90
100
110
120
Mass-to-Charge (m/z)

Name	CGOSP-5-S-20250812
Comment	B43842
Data File	P2505551.D
Acq. Date-Time	9/2/2025 8:59:52 PM
Acq. Method File	M325B-TD35
Tube Sorbent	Carbopack X
Analyze Quant Version	12.1
Report Quant Version	12.1

Sample Chromatogram

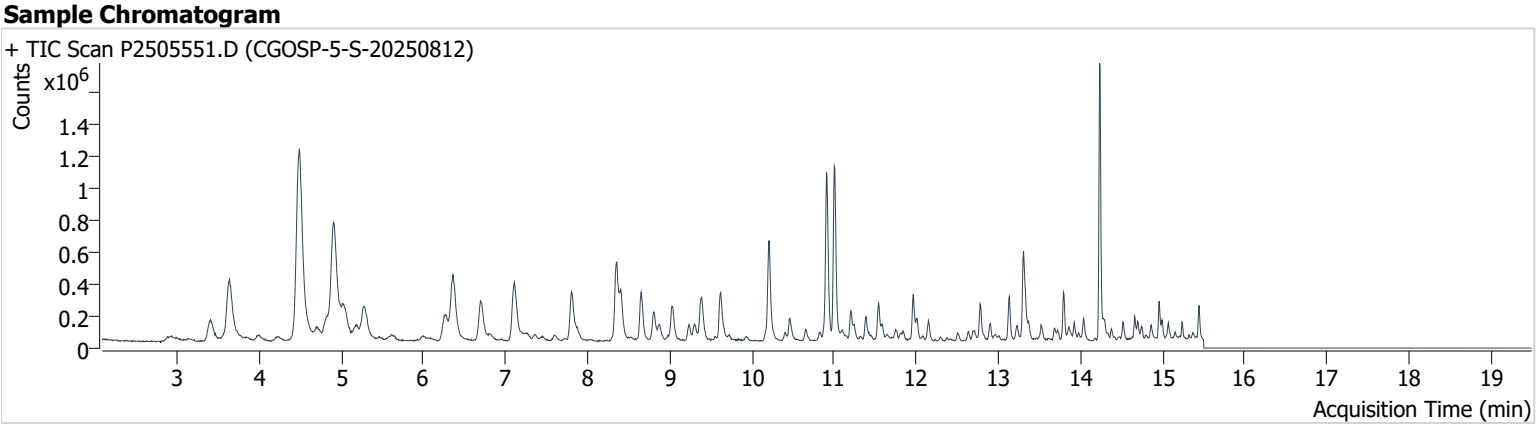

Name	ISTD	RT	ICAL RT	Resp.	Int. Flag
benzene-d6 (IS)		8.349	8.367	785,261	
Benzene	benzene-d6 (IS)	8.402	8.426	420,965	
Toluene-d8 (IS)		10.913	10.931	937,059	
Toluene	Toluene-d8 (IS)	11.002	11.020	1,024,771	
Ethylbenzene	Toluene-d8 (IS)	13.133	13.151	214,464	
m-/p-Xylenes	Toluene-d8 (IS)	13.305	13.341	502,371	
o-Xylene	Toluene-d8 (IS)	13.792	13.809	193,729	

benzene-d6 (IS)

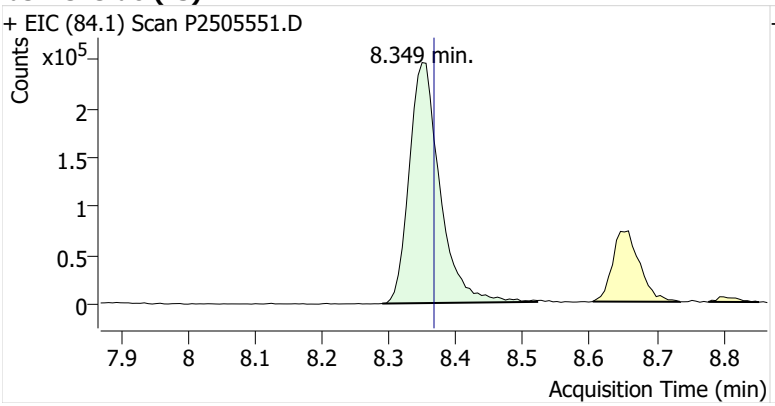

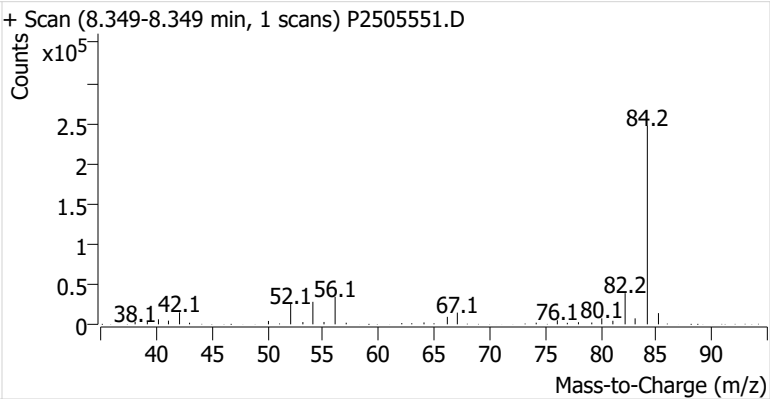

Benzene

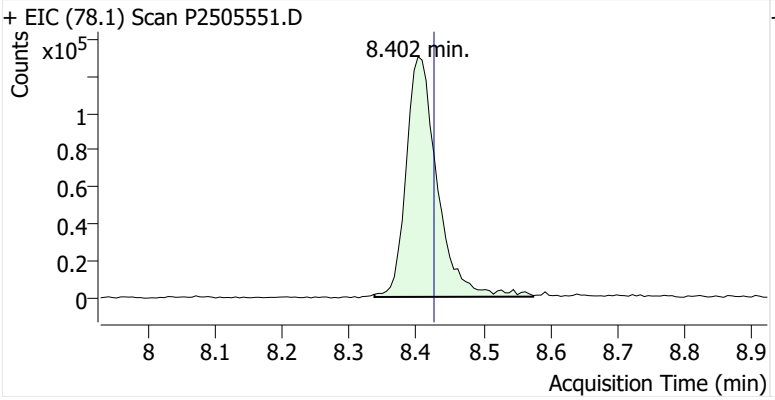

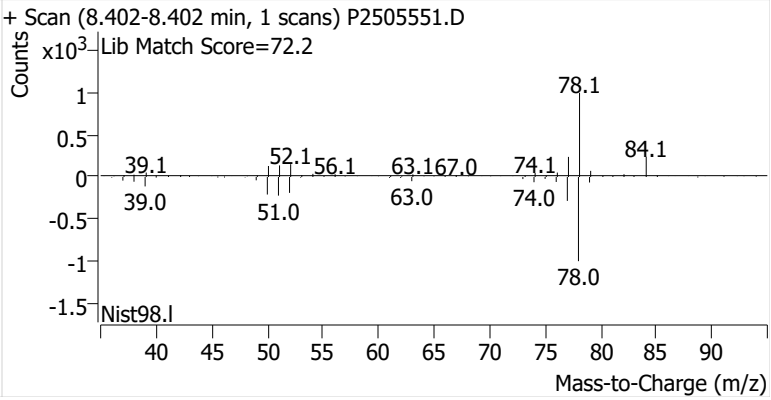

Toluene-d8 (IS)

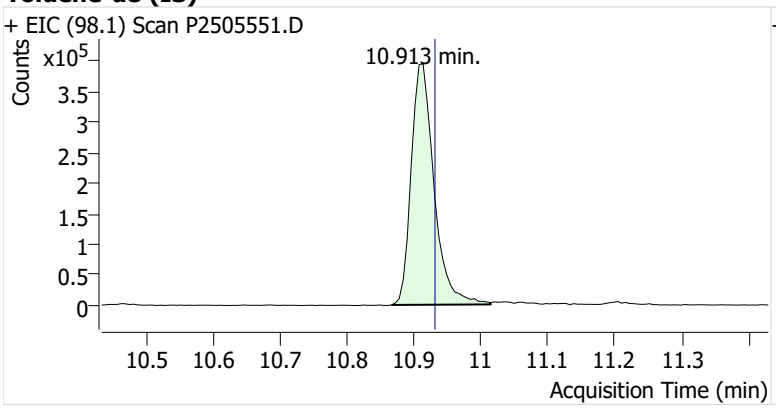

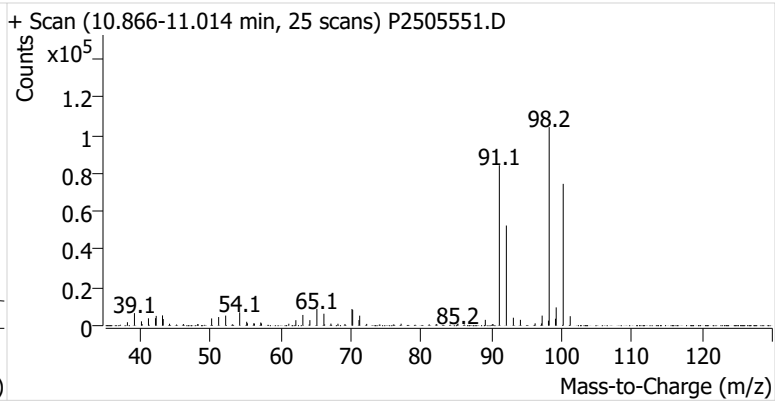

Toluene

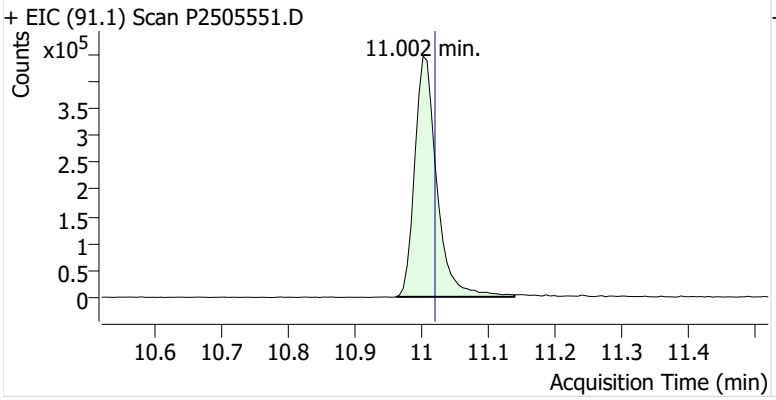

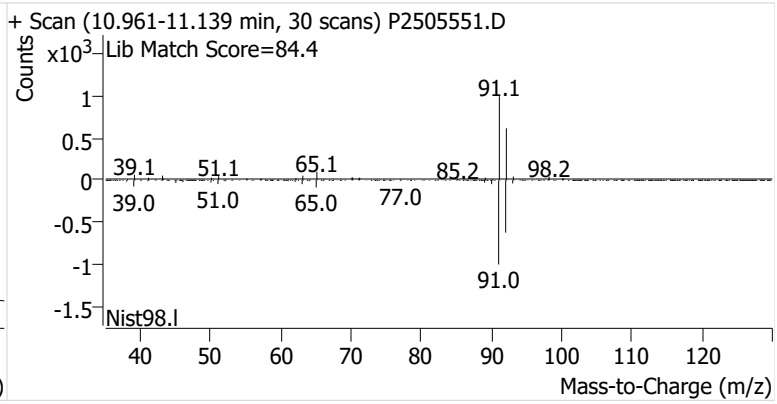

Ethylbenzene

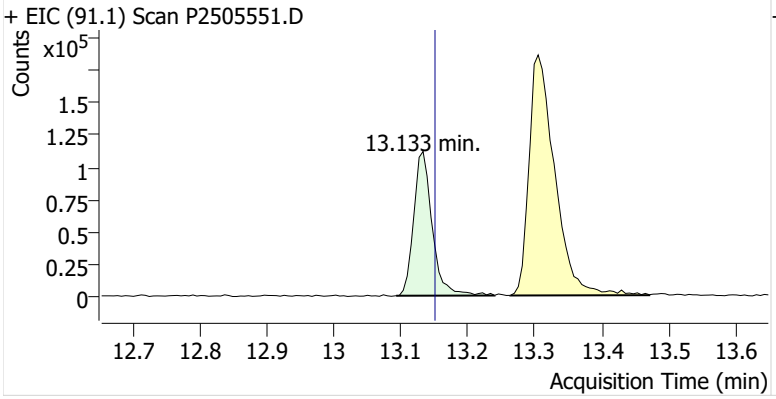

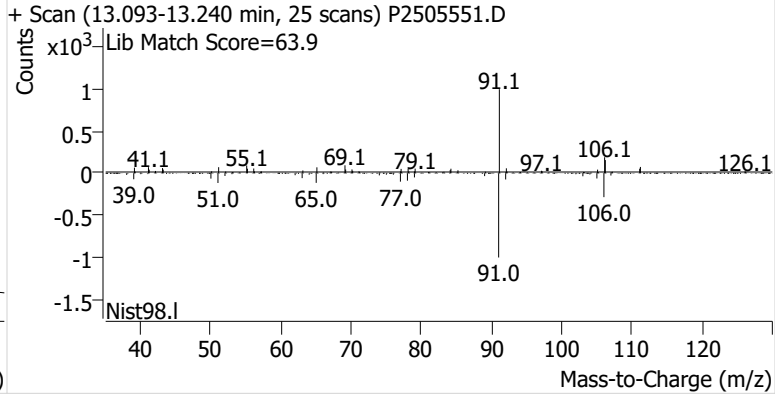

m-/p-Xylenes

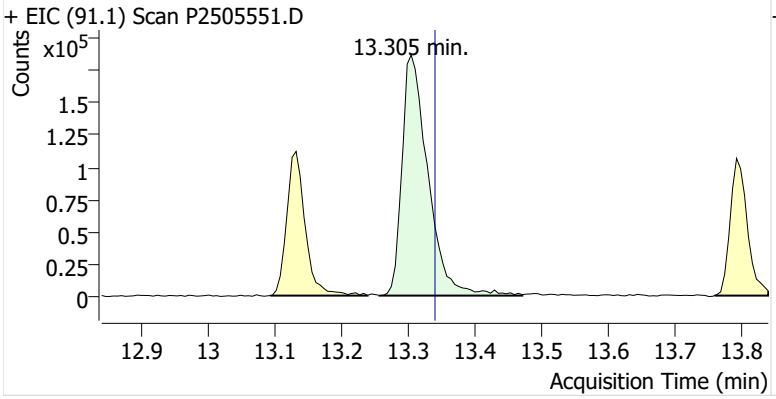

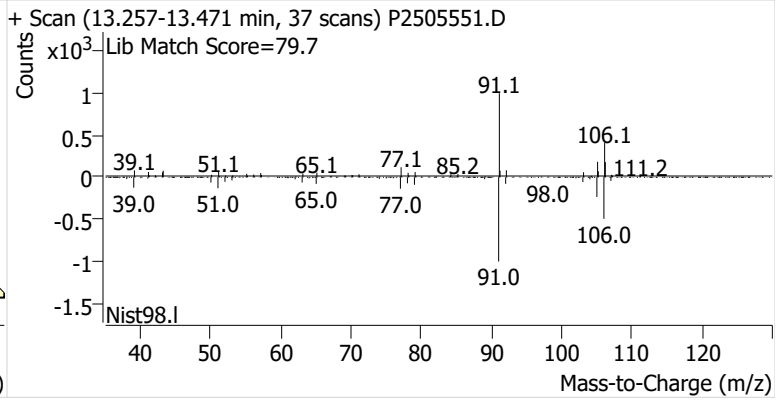

o-Xylene

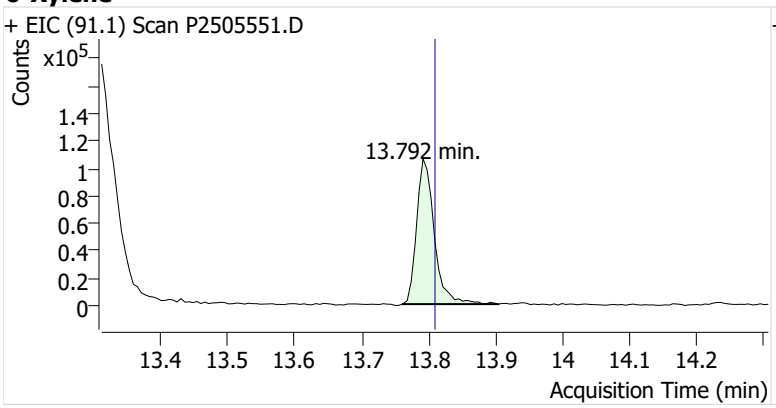
+ EIC (91.1) Scan P2505551.D
Counts
x10^5
1.4
1.2
1
0.8
0.6
0.4
0.2
0
13.792 min.
13.4
13.5
13.6
13.7
13.8
13.9
14
14.1
14.2
Acquisition Time (min)

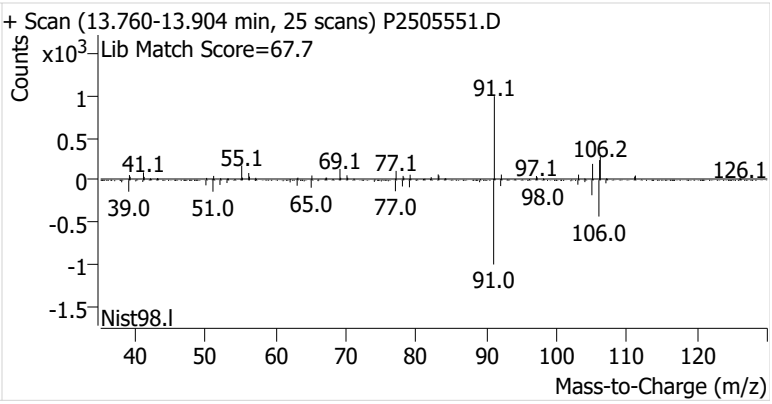
+ Scan (13.760-13.904 min, 25 scans) P2505551.D
Counts
x10^3
Lib Match Score=67.7
1
0.5
0
-0.5
-1
-1.5
91.1
41.1
55.1
69.1
77.1
97.1
106.2
126.1
39.0
51.0
65.0
77.0
98.0
106.0
91.0
Nist98.l
40
50
60
70
80
90
100
110
120
Mass-to-Charge (m/z)

Name	CGOSP-6-S-20250812
Comment	B50665
Data File	P2505552.D
Acq. Date-Time	9/2/2025 9:37:09 PM
Acq. Method File	M325B-TD35
Tube Sorbent	Carbopack X
Analyze Quant Version	12.1
Report Quant Version	12.1

Sample Chromatogram

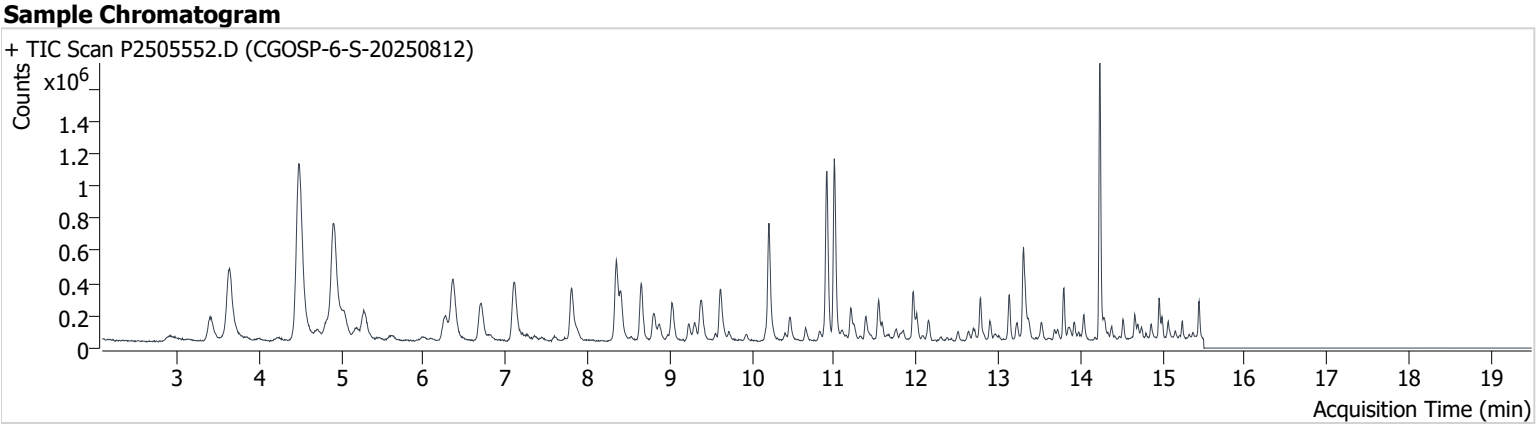

Name	ISTD	RT	ICAL RT	Resp.	Int. Flag
benzene-d6 (IS)		8.349	8.367	801,169	
Benzene	benzene-d6 (IS)	8.408	8.426	394,424	
Toluene-d8 (IS)		10.907	10.931	948,545	
Toluene	Toluene-d8 (IS)	11.002	11.020	1,059,843	
Ethylbenzene	Toluene-d8 (IS)	13.127	13.151	231,250	
m-/p-Xylenes	Toluene-d8 (IS)	13.305	13.341	516,694	
o-Xylene	Toluene-d8 (IS)	13.792	13.809	204,837	

benzene-d6 (IS)

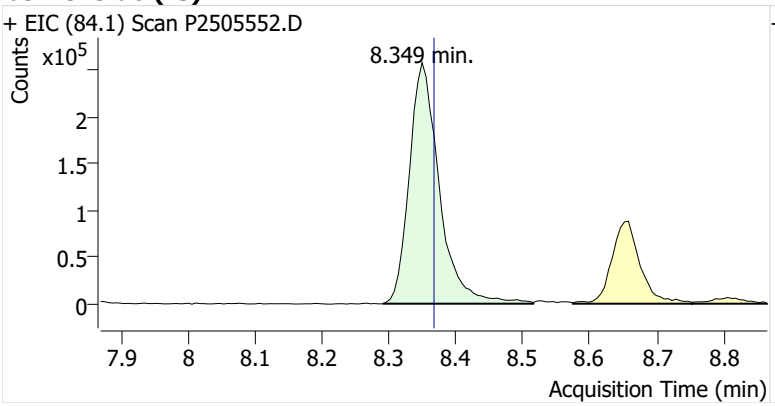

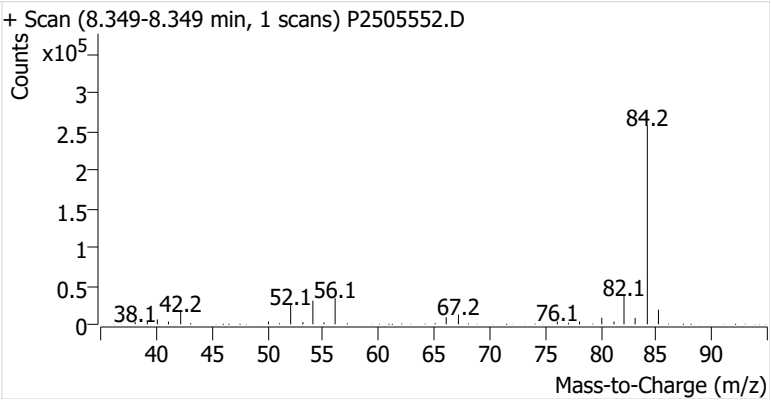

Benzene

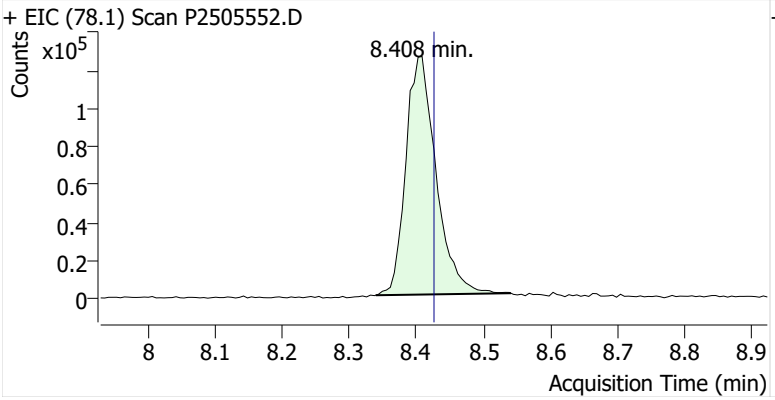

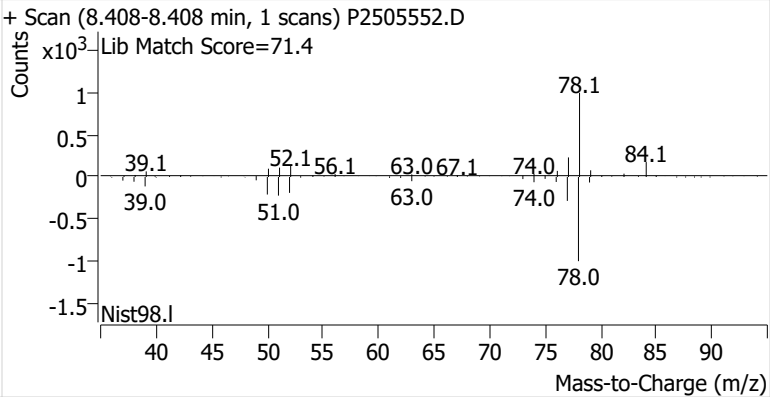

Toluene-d8 (IS)

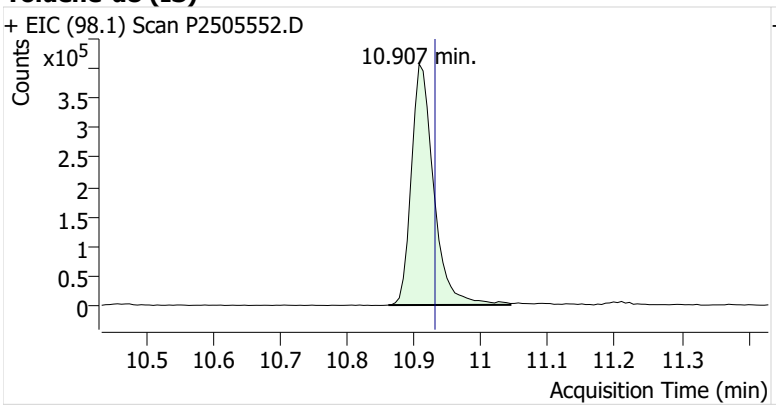

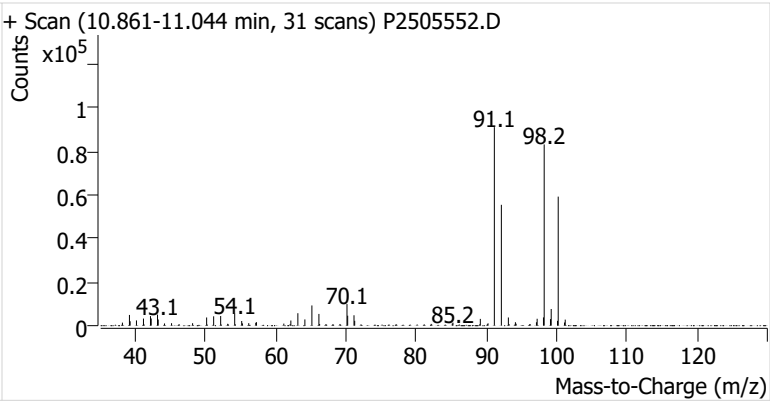

Toluene

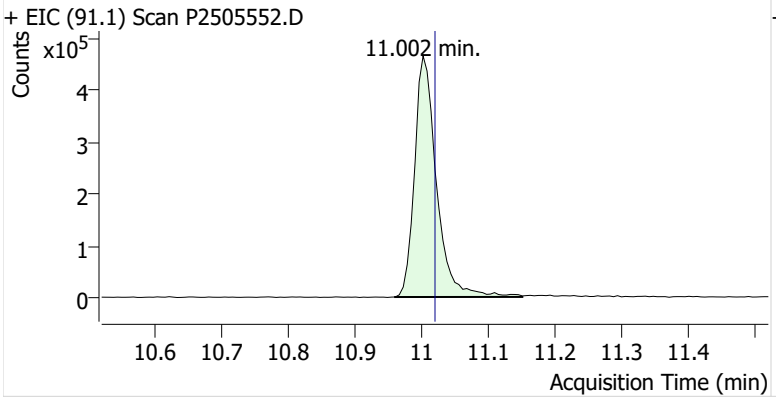

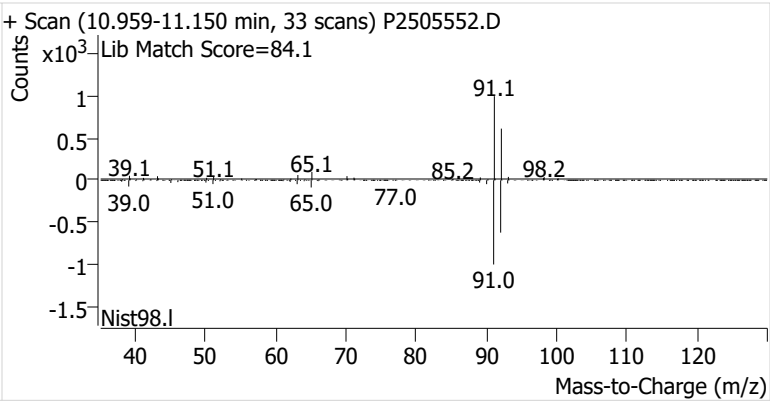

Ethylbenzene

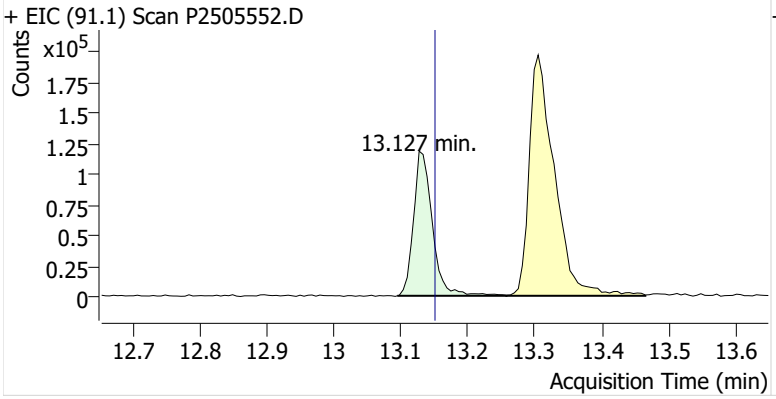

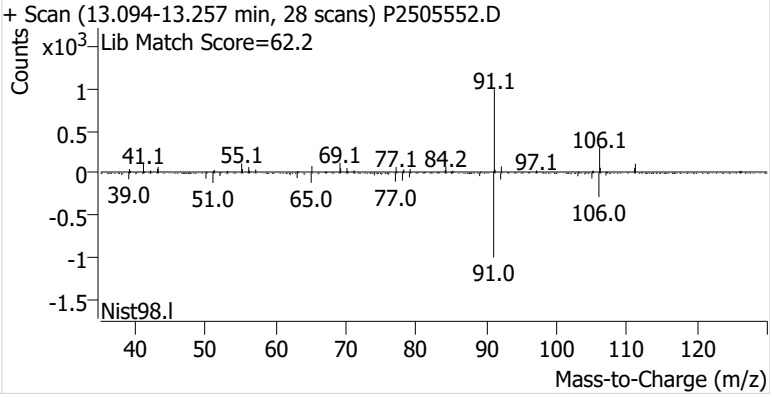

m-/p-Xylenes

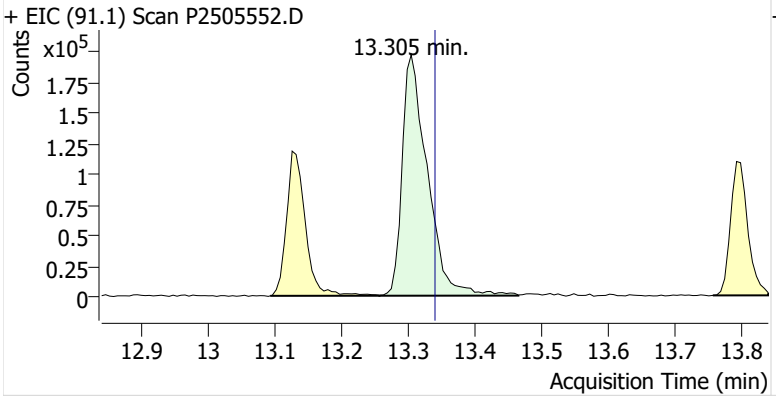

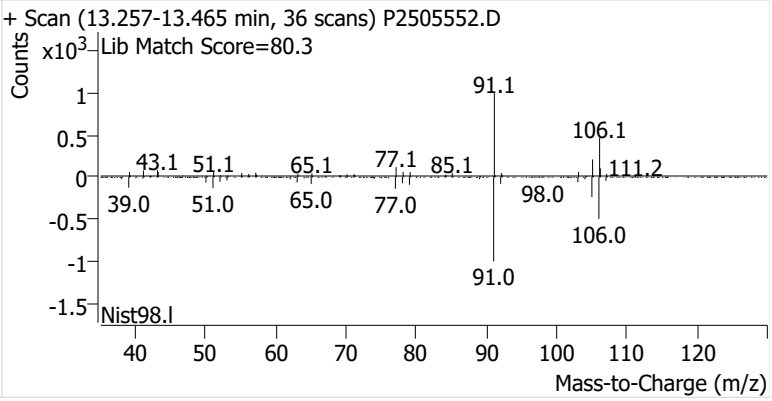

o-Xylene

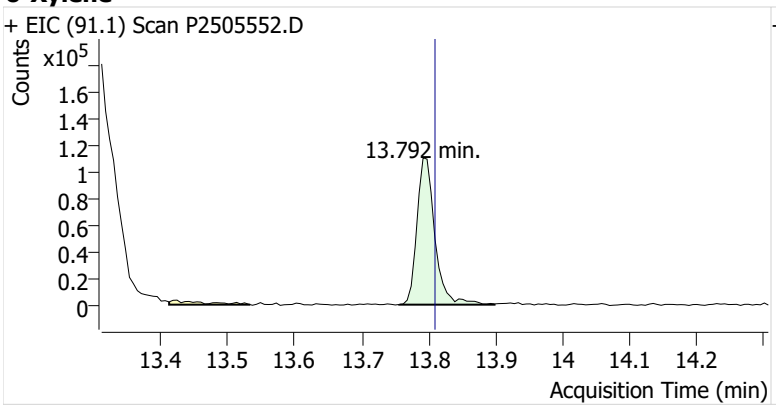
+ EIC (91.1) Scan P2505552.D
Counts
x10^5
1.6
1.4
1.2
1
0.8
0.6
0.4
0.2
0
13.792 min.
13.4
13.5
13.6
13.7
13.8
13.9
14
14.1
14.2
Acquisition Time (min)

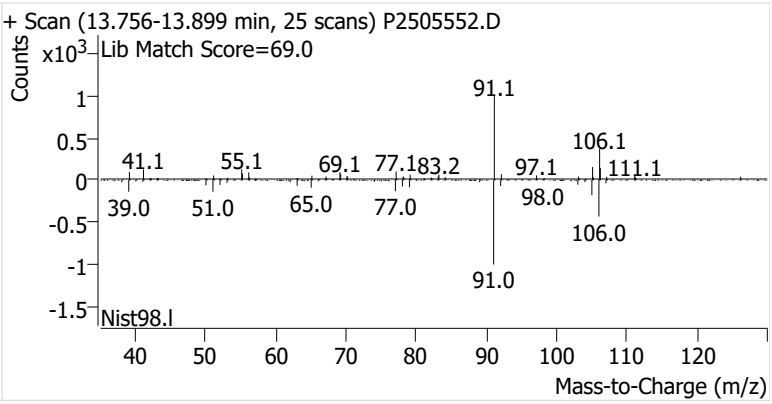
+ Scan (13.756-13.899 min, 25 scans) P2505552.D
Counts
x10^3
Lib Match Score=69.0
1
0.5
0
-0.5
-1
-1.5
91.1
106.1
41.1
55.1
69.1
77.1
83.2
97.1
111.1
39.0
51.0
65.0
77.0
98.0
106.0
91.0
Nist98.l
40
50
60
70
80
90
100
110
120
Mass-to-Charge (m/z)

Name	CGOSP-7-S-20250812
Comment	C60293
Data File	P2505553.D
Acq. Date-Time	9/2/2025 10:14:27 PM
Acq. Method File	M325B-TD35
Tube Sorbent	Carbopack X
Analyze Quant Version	12.1
Report Quant Version	12.1

Sample Chromatogram

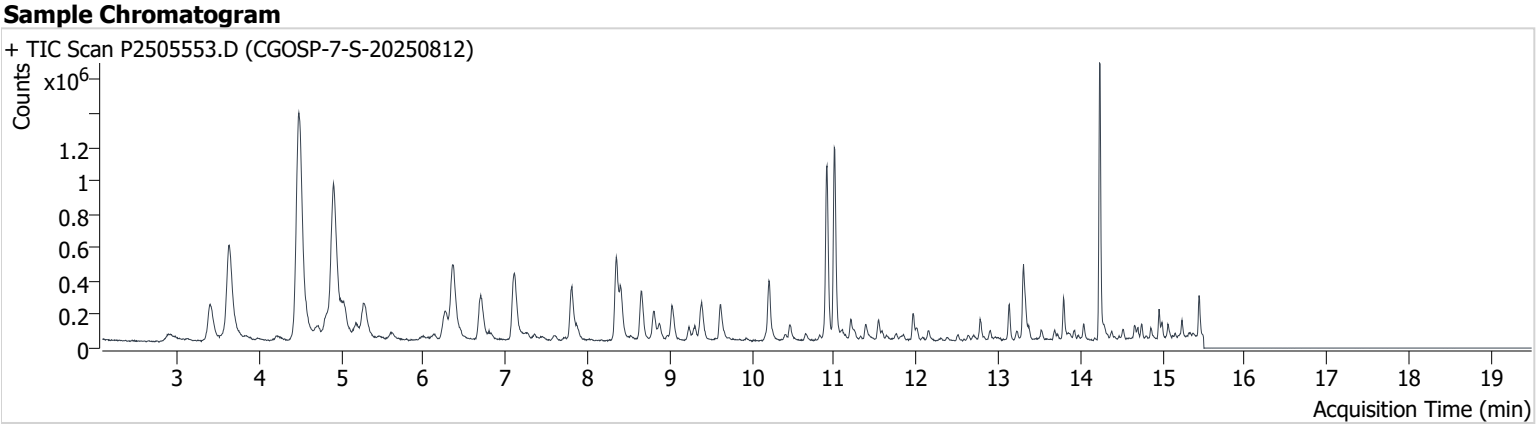

Name	ISTD	RT	ICAL RT	Resp.	Int. Flag
benzene-d6 (IS)		8.349	8.367	792,281	
Benzene	benzene-d6 (IS)	8.408	8.426	431,815	
Toluene-d8 (IS)		10.913	10.931	959,649	
Toluene	Toluene-d8 (IS)	11.008	11.020	1,096,080	
Ethylbenzene	Toluene-d8 (IS)	13.133	13.151	167,255	
m-/p-Xylenes	Toluene-d8 (IS)	13.305	13.341	415,426	
o-Xylene	Toluene-d8 (IS)	13.792	13.809	158,418	

benzene-d6 (IS)

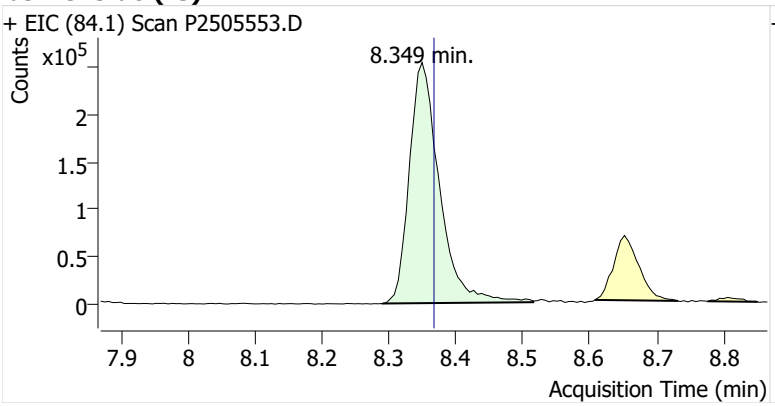

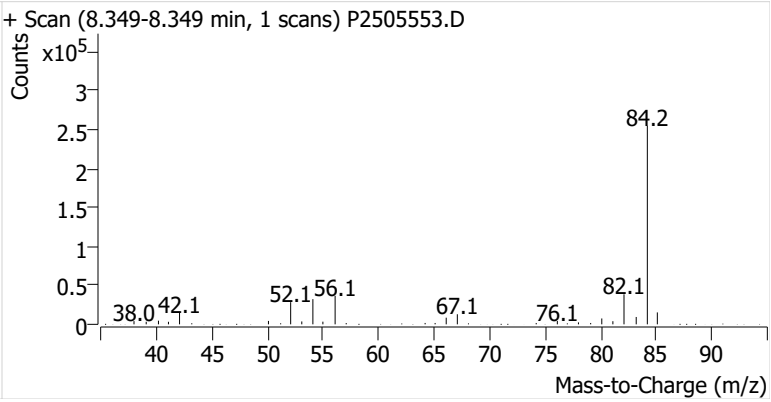

Benzene

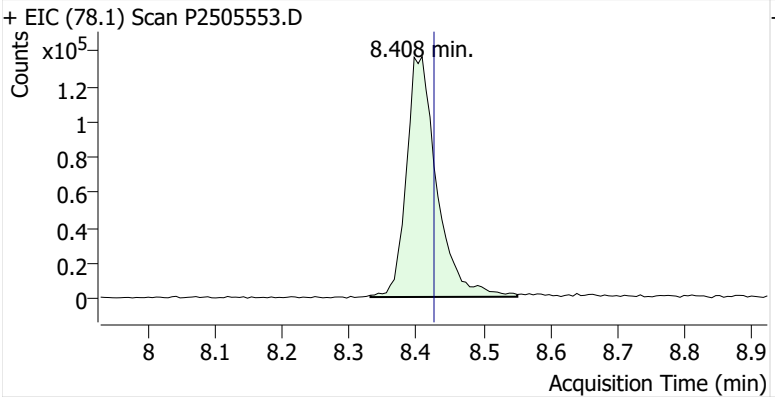

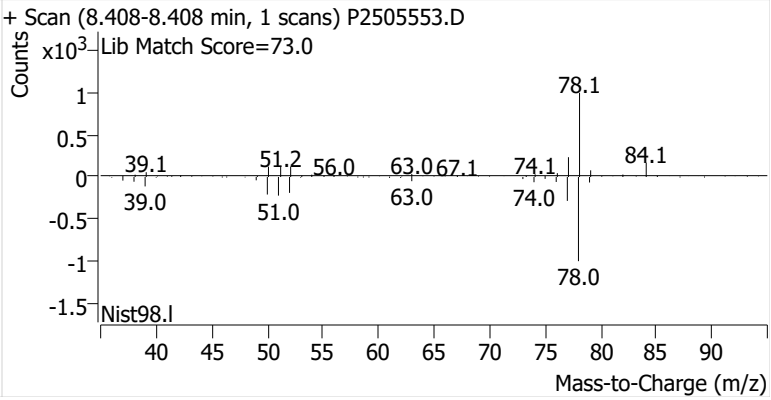

Toluene-d8 (IS)

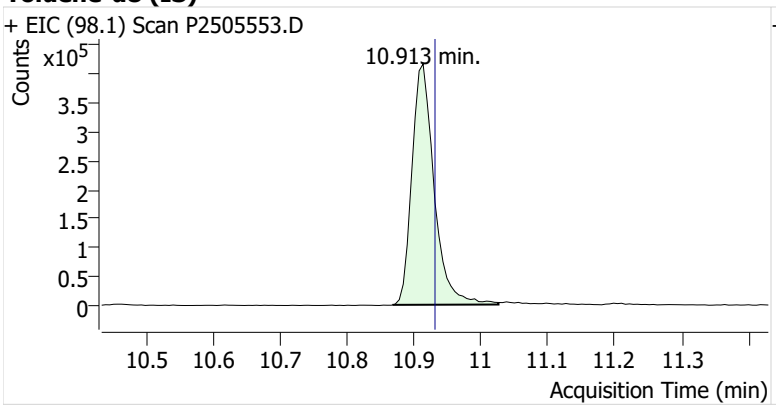

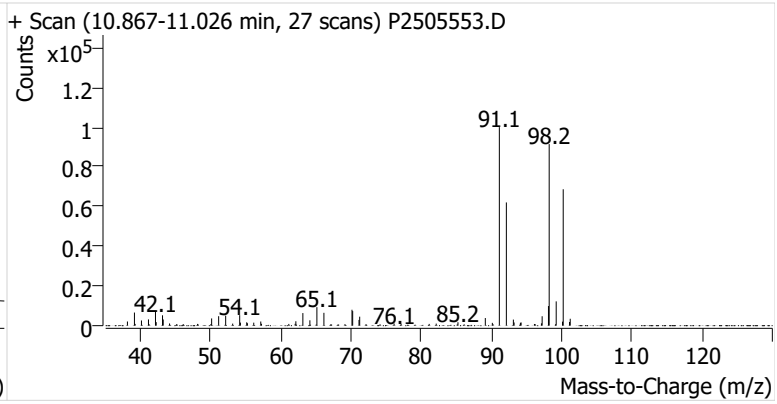

Toluene

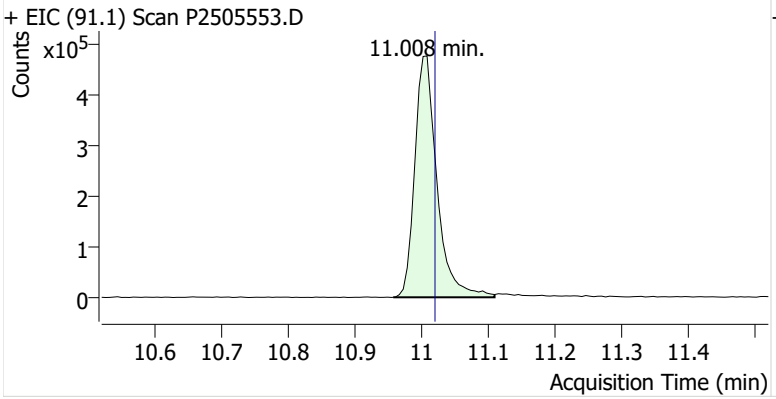

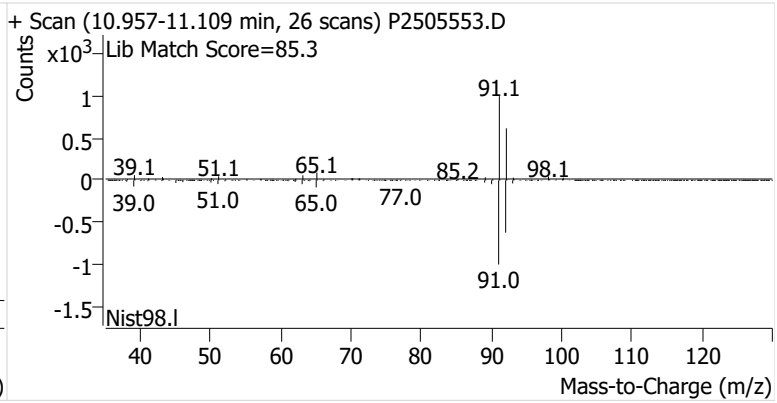

Ethylbenzene

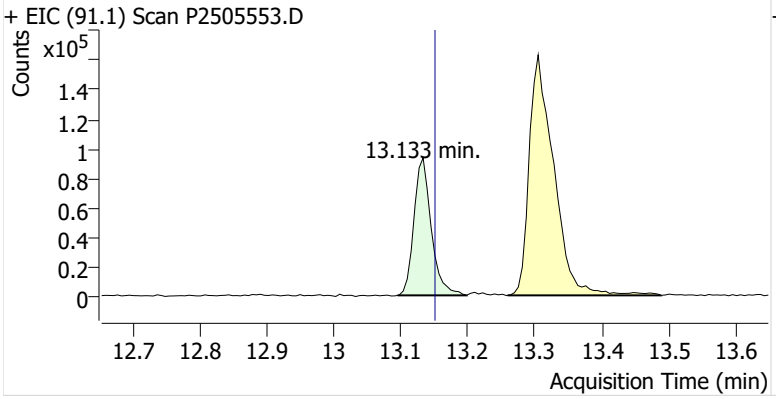

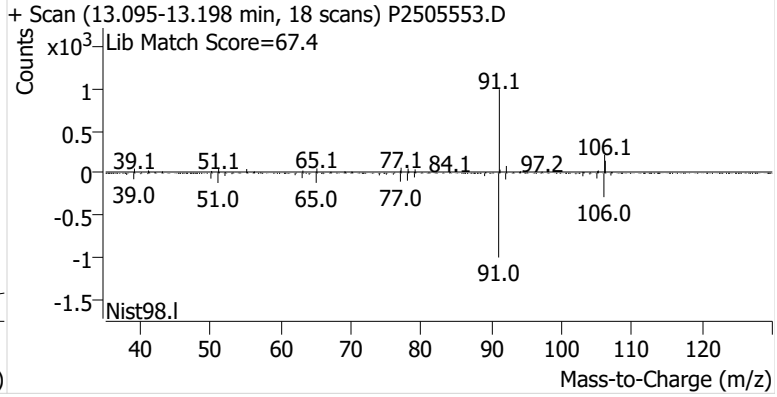

m-/p-Xylenes

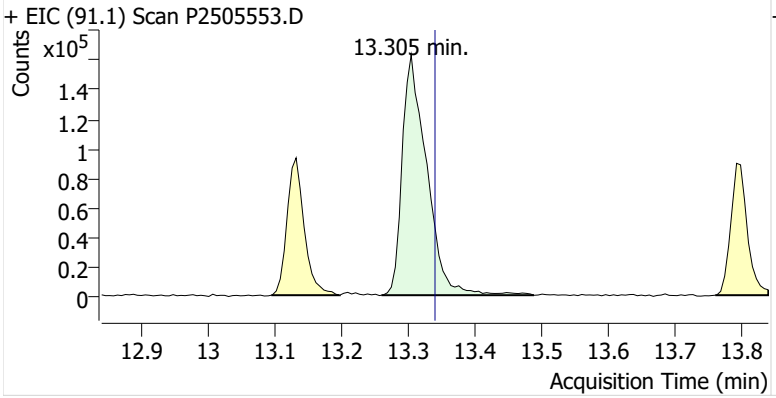

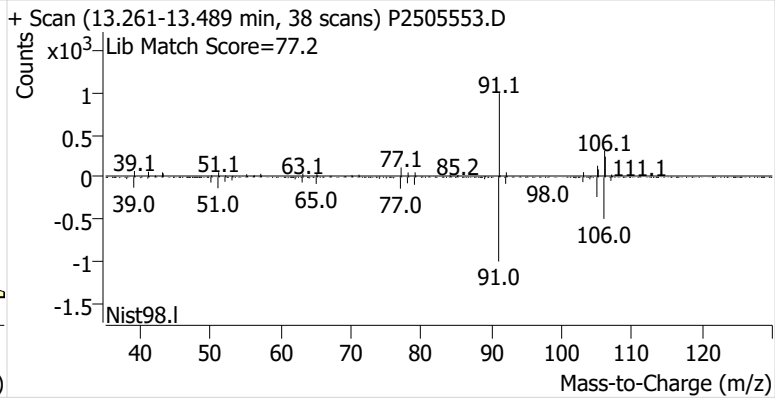

o-Xylene

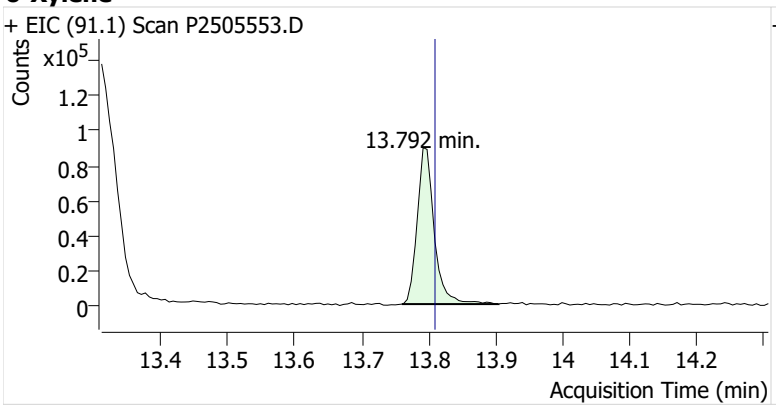
+ EIC (91.1) Scan P2505553.D
Counts
x10^5
1.2
1
0.8
0.6
0.4
0.2
0
13.792 min.
13.4
13.5
13.6
13.7
13.8
13.9
14
14.1
14.2
Acquisition Time (min)

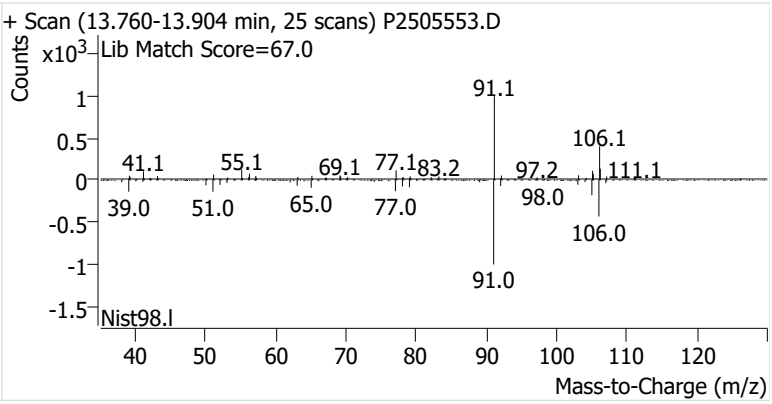
+ Scan (13.760-13.904 min, 25 scans) P2505553.D
Counts
x10^3
Lib Match Score=67.0
1
0.5
0
-0.5
-1
-1.5
91.1
106.1
41.1
55.1
69.1
77.1
83.2
97.2
111.1
39.0
51.0
65.0
77.0
98.0
106.0
91.0
Nist98.l
40
50
60
70
80
90
100
110
120
Mass-to-Charge (m/z)

Name	CGOSP-8-S-20250812
Comment	B48130
Data File	P2505554.D
Acq. Date-Time	9/2/2025 10:51:44 PM
Acq. Method File	M325B-TD35
Tube Sorbent	Carbopack X
Analyze Quant Version	12.1
Report Quant Version	12.1

Sample Chromatogram

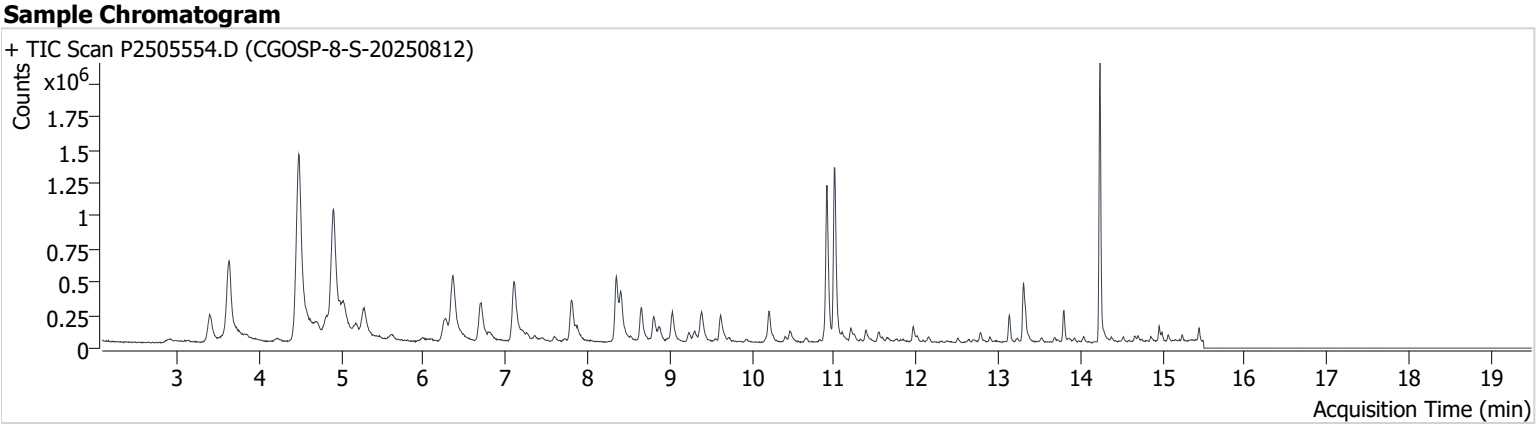

Name	ISTD	RT	ICAL RT	Resp.	Int. Flag
benzene-d6 (IS)		8.349	8.367	871,771	
Benzene	benzene-d6 (IS)	8.408	8.426	499,811	
Toluene-d8 (IS)		10.913	10.931	1,100,442	
Toluene	Toluene-d8 (IS)	11.002	11.020	1,335,684	
Ethylbenzene	Toluene-d8 (IS)	13.133	13.151	170,126	
m-/p-Xylenes	Toluene-d8 (IS)	13.305	13.341	415,138	
o-Xylene	Toluene-d8 (IS)	13.798	13.809	159,464	

benzene-d6 (IS)

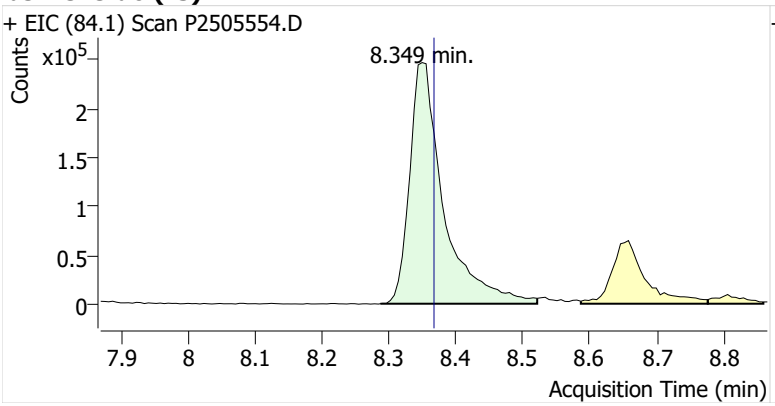

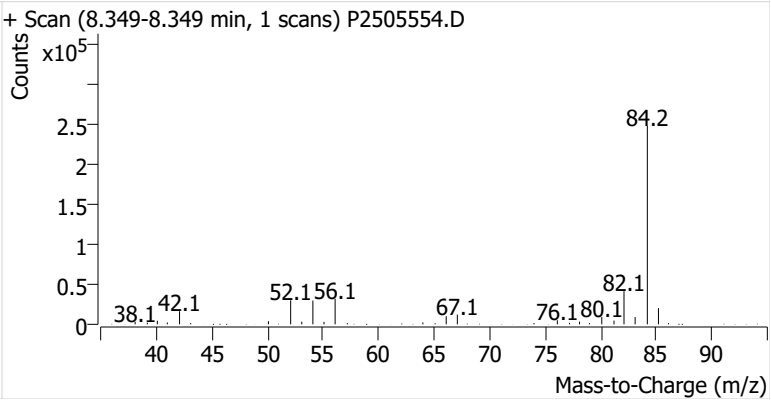

Benzene

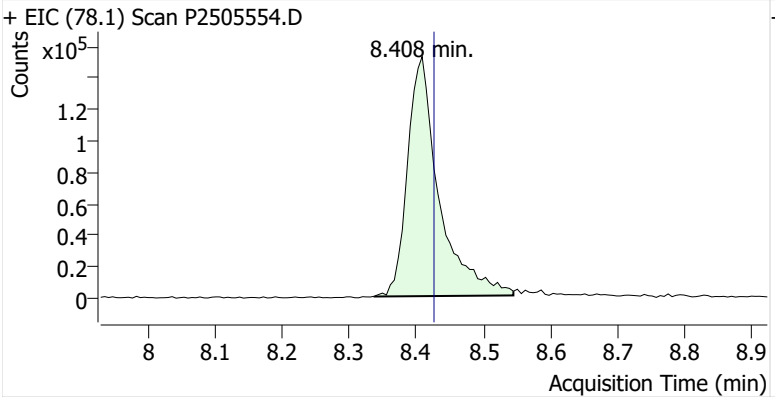

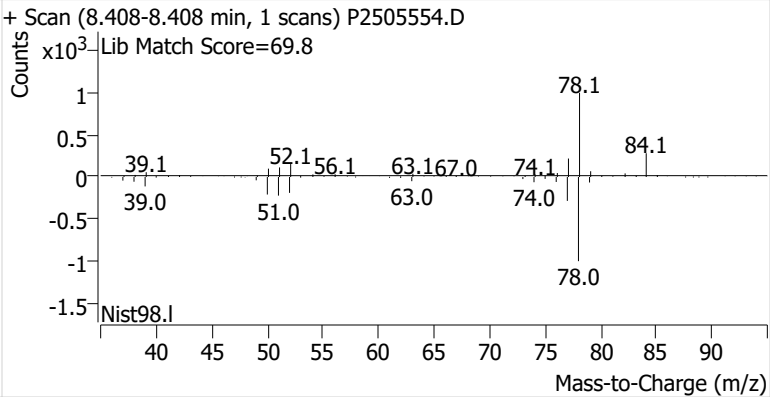

Toluene-d8 (IS)

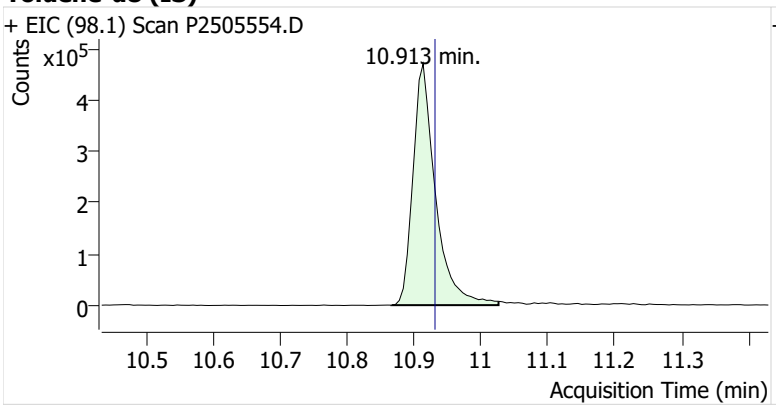

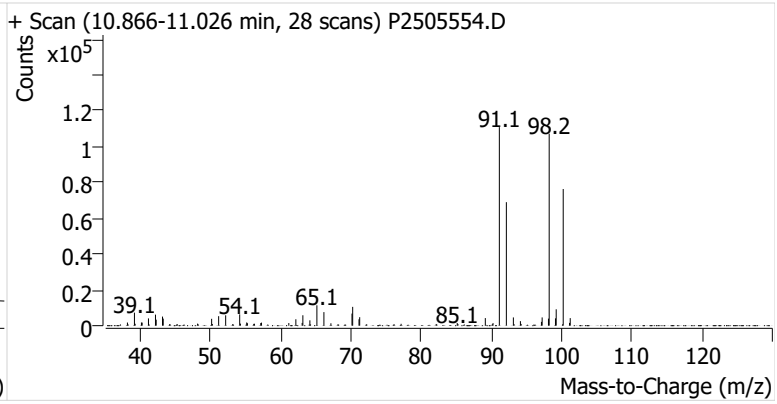

Toluene

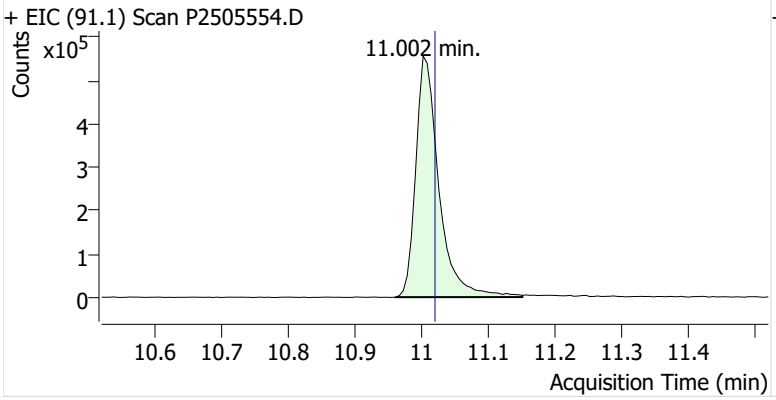

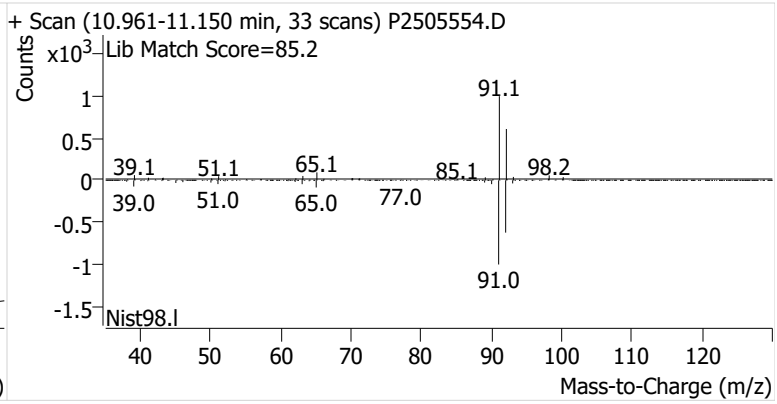

Ethylbenzene

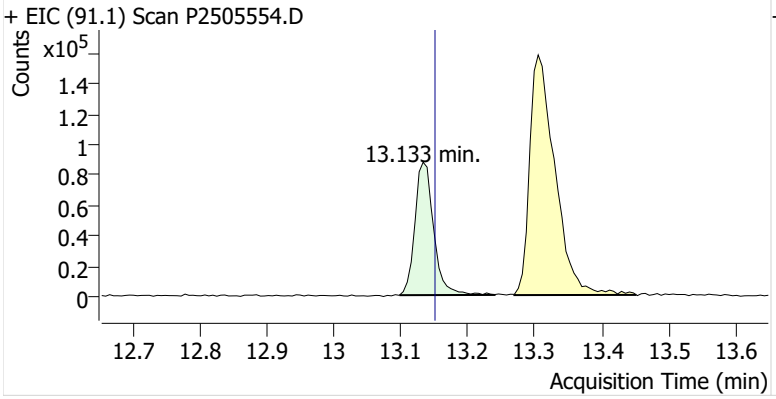

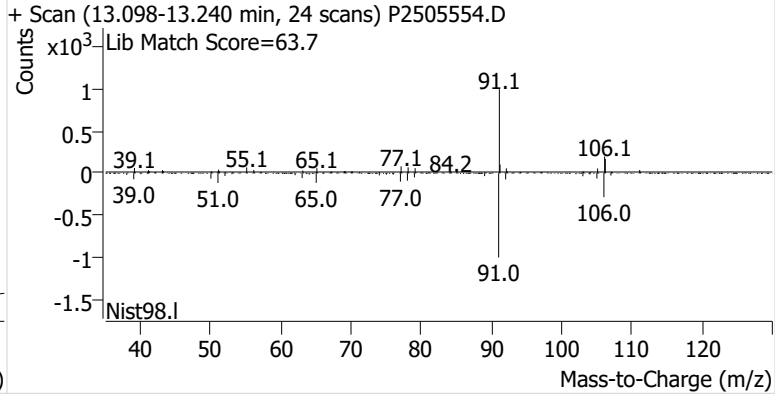

m-/p-Xylenes

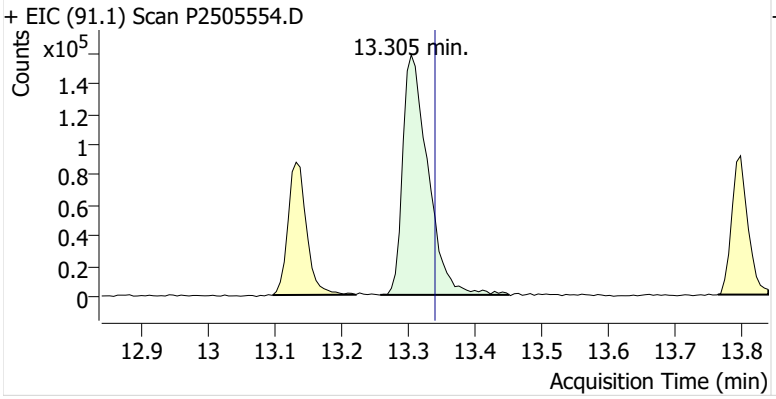

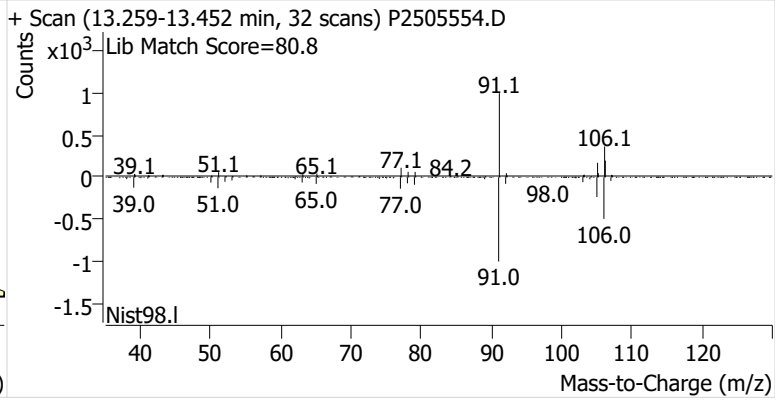

o-Xylene

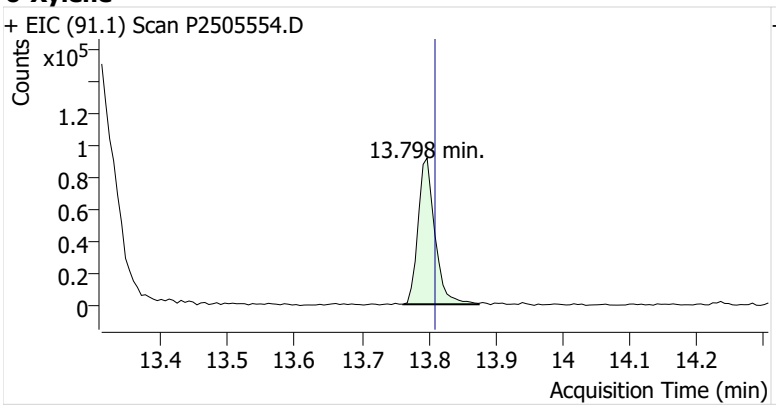
+ EIC (91.1) Scan P2505554.D
Counts
x10^5
1.2
1
0.8
0.6
0.4
0.2
0
13.798 min.
13.4
13.5
13.6
13.7
13.8
13.9
14
14.1
14.2
Acquisition Time (min)

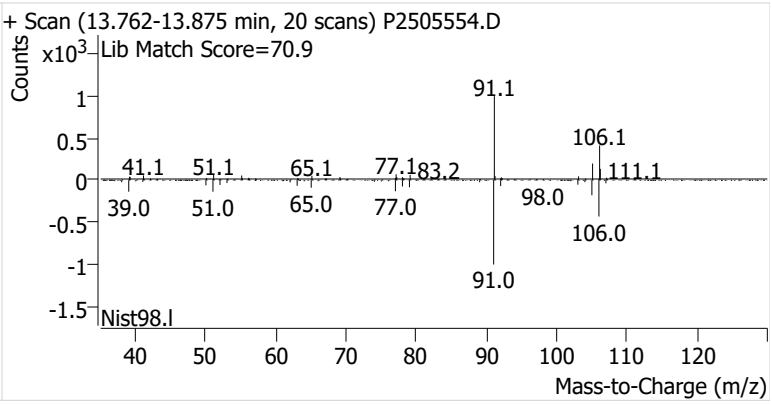
+ Scan (13.762-13.875 min, 20 scans) P2505554.D
Counts
x10^3
Lib Match Score=70.9
1
0.5
0
-0.5
-1
-1.5
91.1
106.1
41.1
51.1
65.1
77.1
83.2
111.1
39.0
51.0
65.0
77.0
98.0
106.0
91.0
Nist98.l
40
50
60
70
80
90
100
110
120
Mass-to-Charge (m/z)

Name	CGOSP-9-S-20250812
Comment	C40695
Data File	P2505555.D
Acq. Date-Time	9/2/2025 11:29:01 PM
Acq. Method File	M325B-TD35
Tube Sorbent	Carbopack X
Analyze Quant Version	12.1
Report Quant Version	12.1

Sample Chromatogram

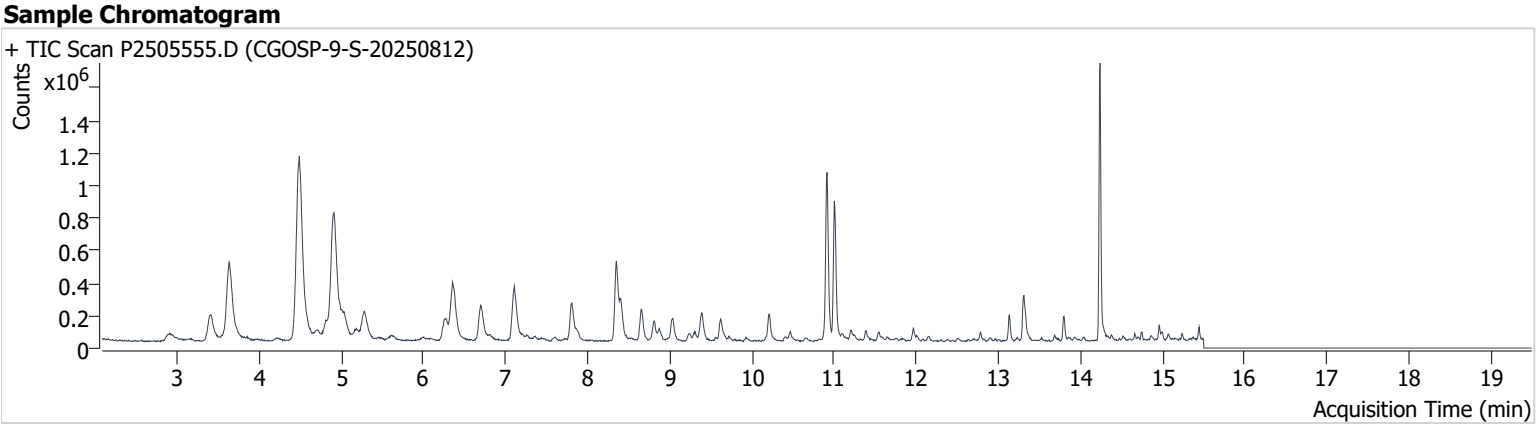

Name	ISTD	RT	ICAL RT	Resp.	Int. Flag
benzene-d6 (IS)		8.349	8.367	813,335	
Benzene	benzene-d6 (IS)	8.402	8.426	332,374	
Toluene-d8 (IS)		10.913	10.931	943,606	
Toluene	Toluene-d8 (IS)	11.002	11.020	801,499	
Ethylbenzene	Toluene-d8 (IS)	13.127	13.151	132,100	
m-/p-Xylenes	Toluene-d8 (IS)	13.311	13.341	271,736	
o-Xylene	Toluene-d8 (IS)	13.798	13.809	101,559	

benzene-d6 (IS)

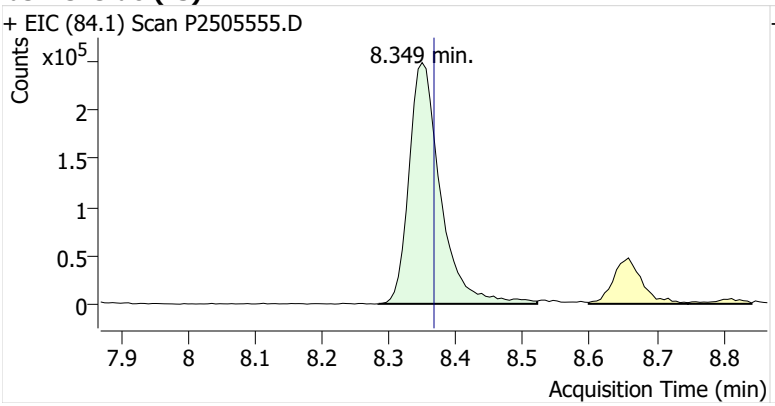

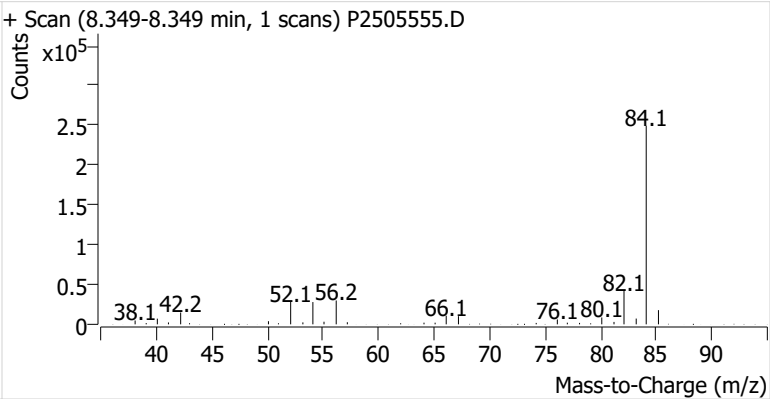

Benzene

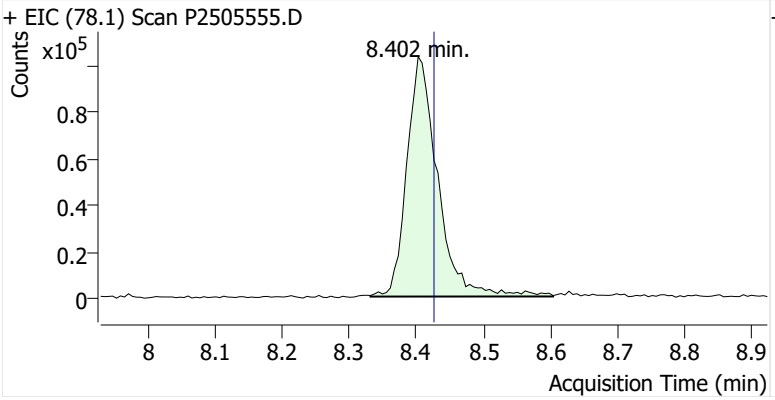

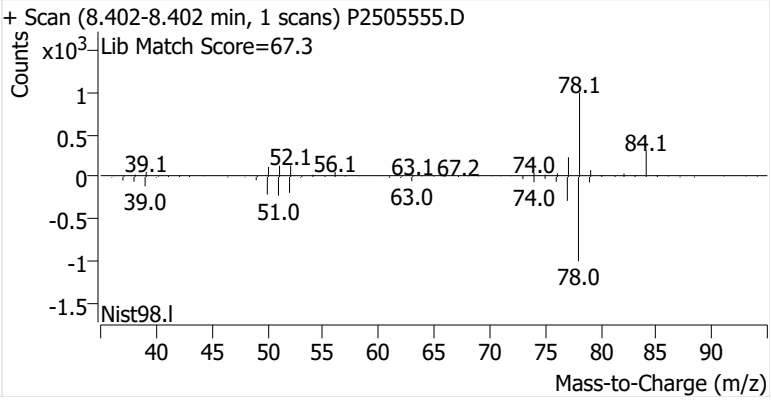

Toluene-d8 (IS)

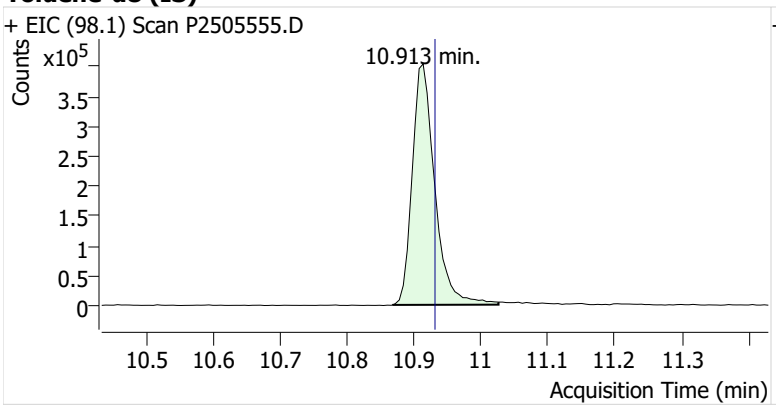

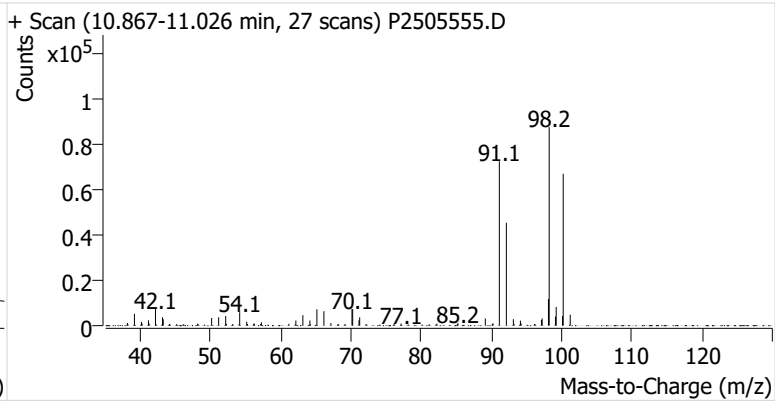

Toluene

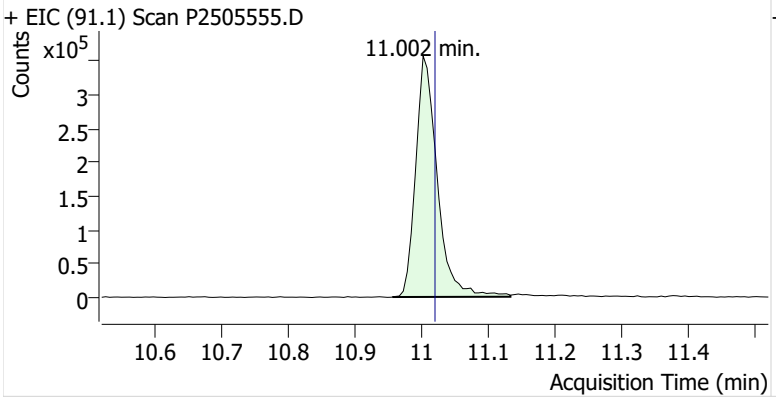

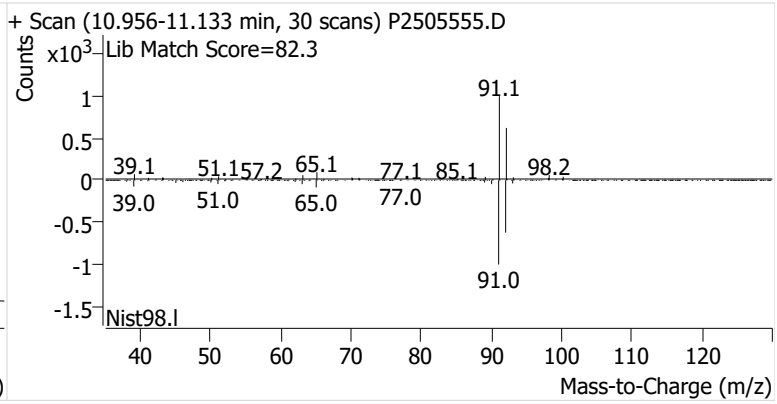

Ethylbenzene

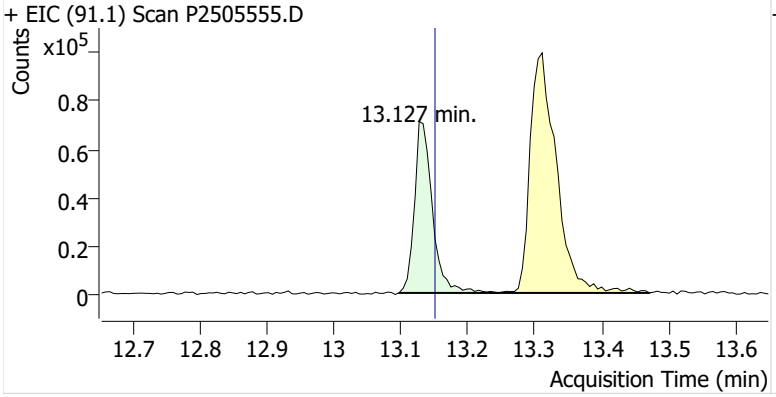

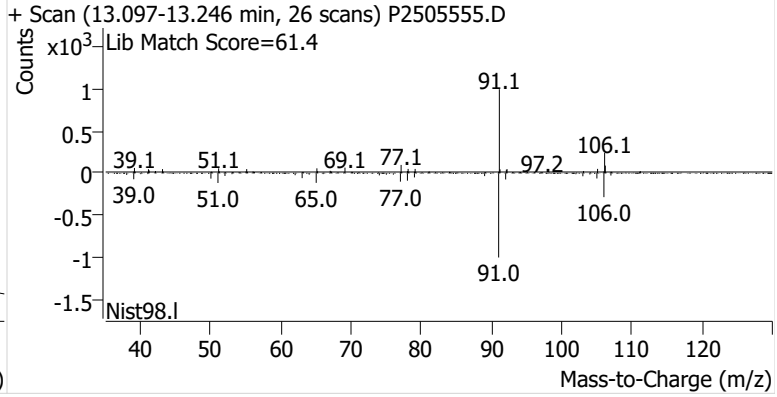

m-/p-Xylenes

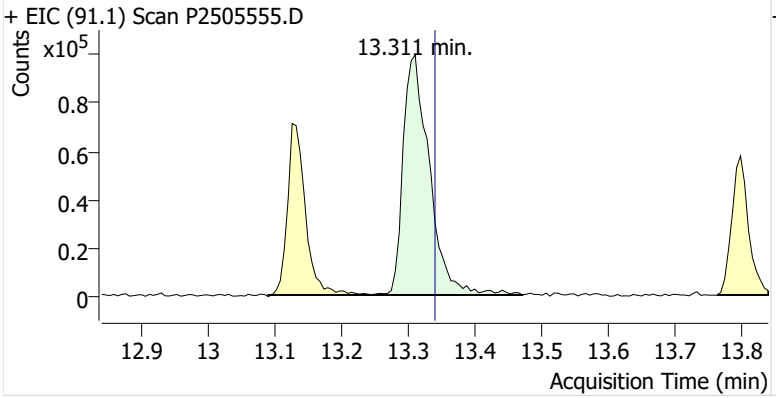

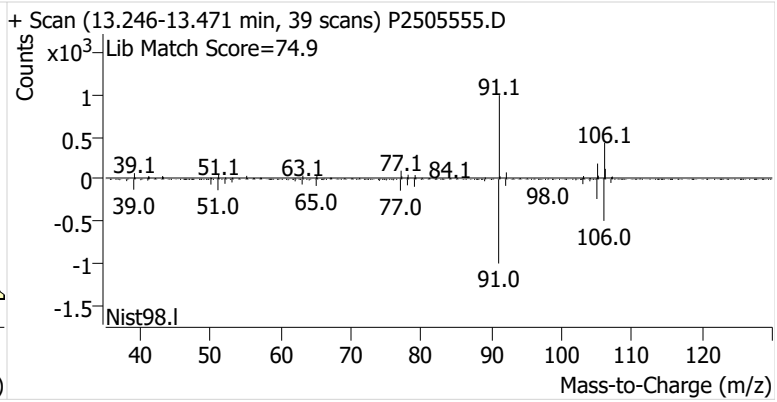

o-Xylene

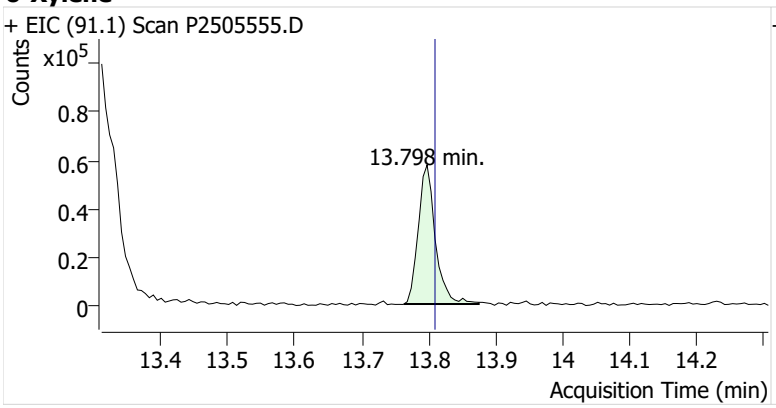
+ EIC (91.1) Scan P2505555.D
Counts
x10^5
0.8
0.6
0.4
0.2
0
13.798 min.
13.4
13.5
13.6
13.7
13.8
13.9
14
14.1
14.2
Acquisition Time (min)

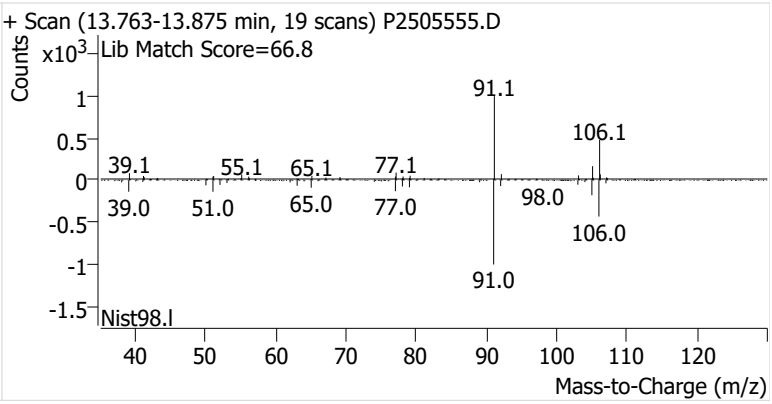
+ Scan (13.763-13.875 min, 19 scans) P2505555.D
Counts
x10^3
Lib Match Score=66.8
1
0.5
0
-0.5
-1
-1.5
91.1
106.1
39.1
55.1
65.1
77.1
39.0
51.0
65.0
77.0
98.0
106.0
91.0
Nist98.l
40
50
60
70
80
90
100
110
120
Mass-to-Charge (m/z)

Name	CGOSP-9-D-20250812
Comment	C01612
Data File	P2505557.D
Acq. Date-Time	9/3/2025 12:43:50 AM
Acq. Method File	M325B-TD35
Tube Sorbent	Carbopack X
Analyze Quant Version	12.1
Report Quant Version	12.1

Sample Chromatogram

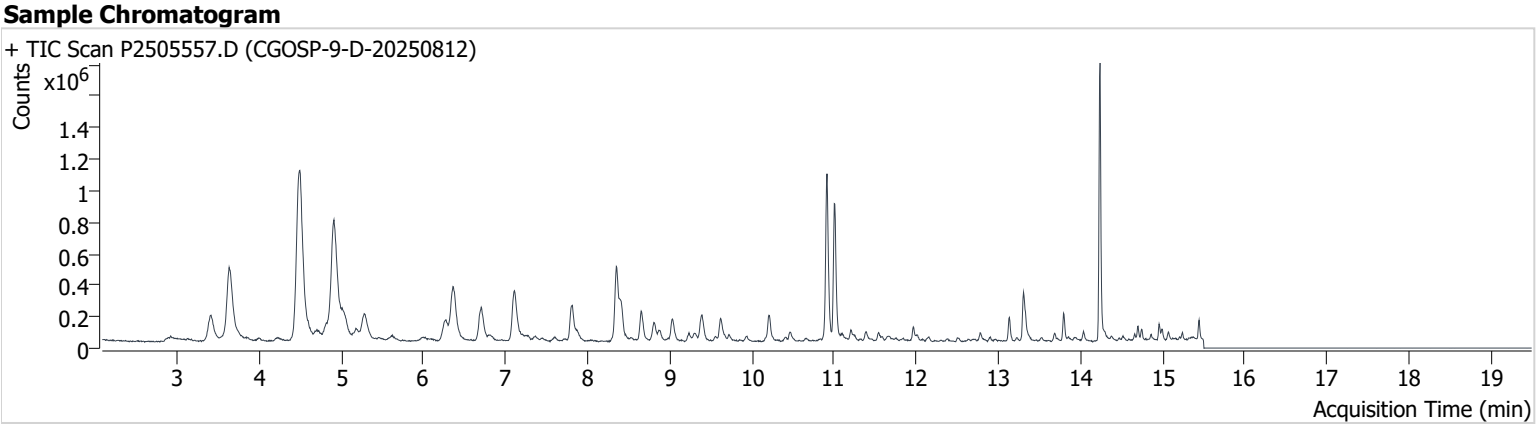

Name	ISTD	RT	ICAL RT	Resp.	Int. Flag
benzene-d6 (IS)		8.349	8.367	778,704	
Benzene	benzene-d6 (IS)	8.408	8.426	340,385	
Toluene-d8 (IS)		10.913	10.931	935,359	
Toluene	Toluene-d8 (IS)	11.008	11.020	822,950	
Ethylbenzene	Toluene-d8 (IS)	13.133	13.151	123,039	
m-/p-Xylenes	Toluene-d8 (IS)	13.305	13.341	285,843	
o-Xylene	Toluene-d8 (IS)	13.792	13.809	114,023	

benzene-d6 (IS)

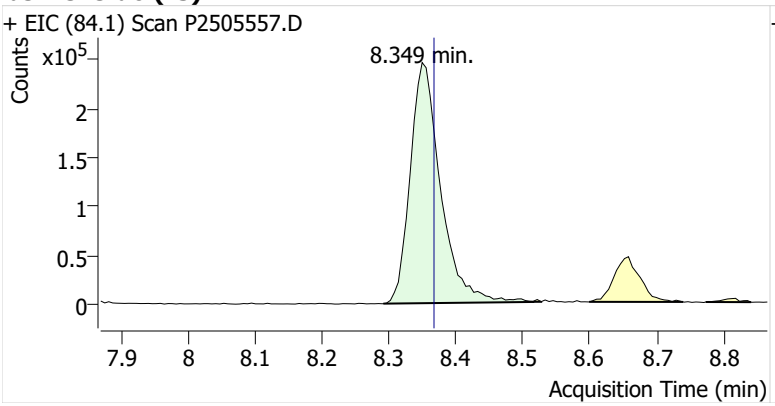

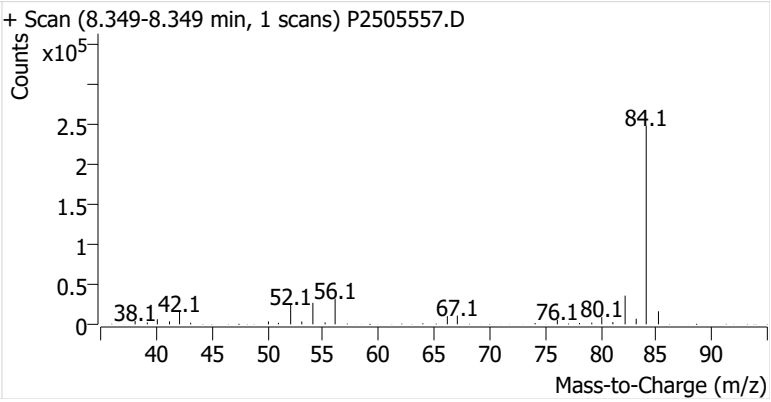

Benzene

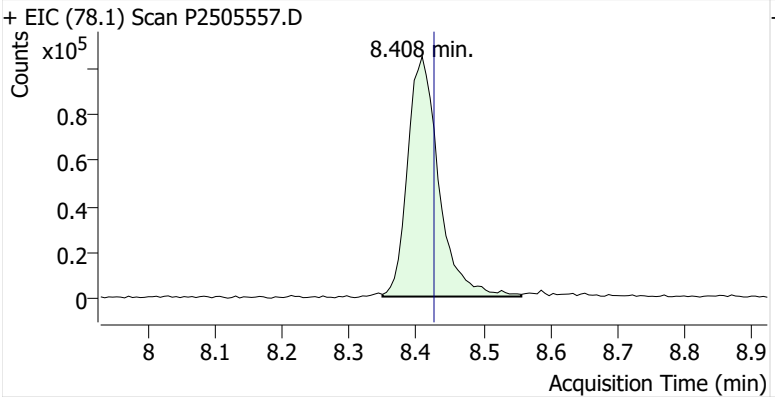

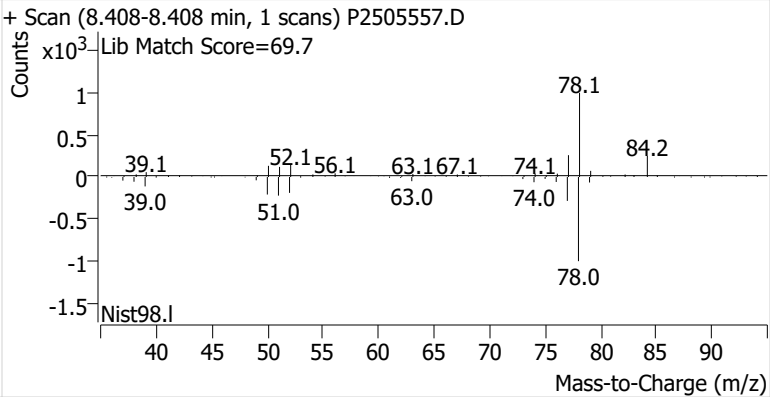

Toluene-d8 (IS)

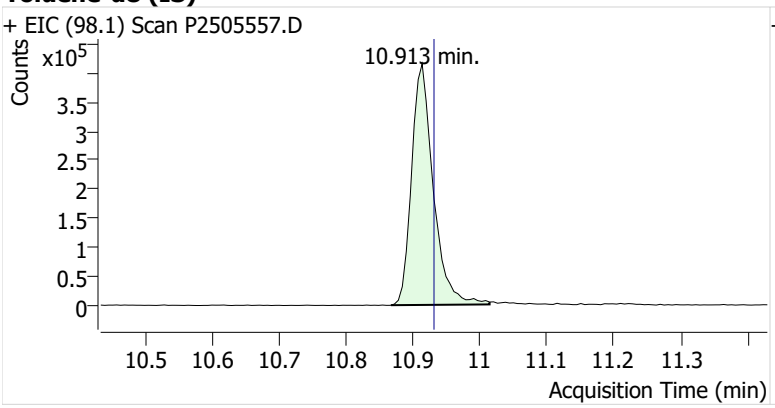

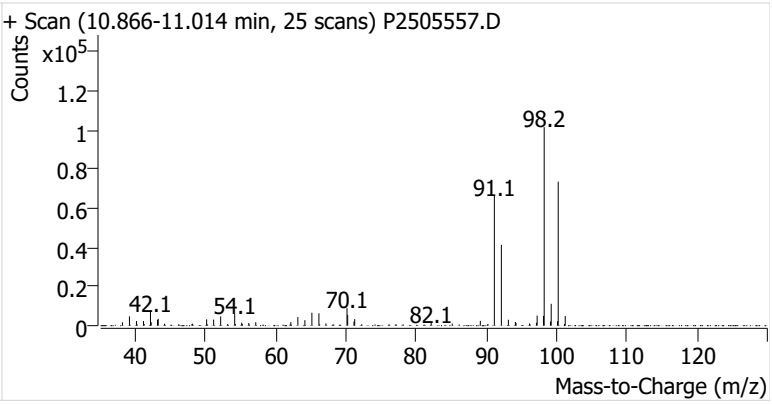

Toluene

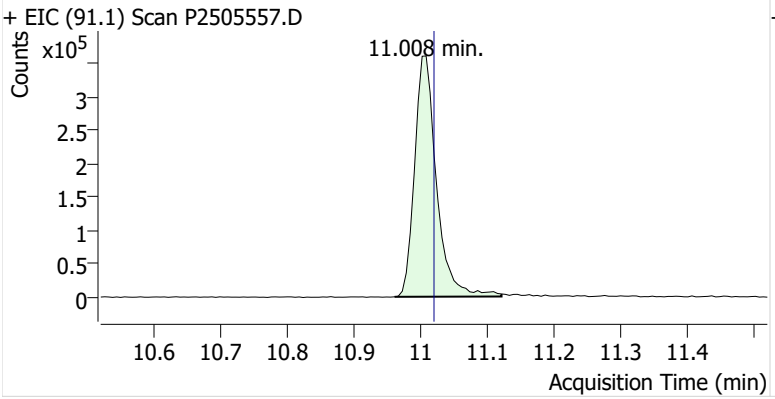

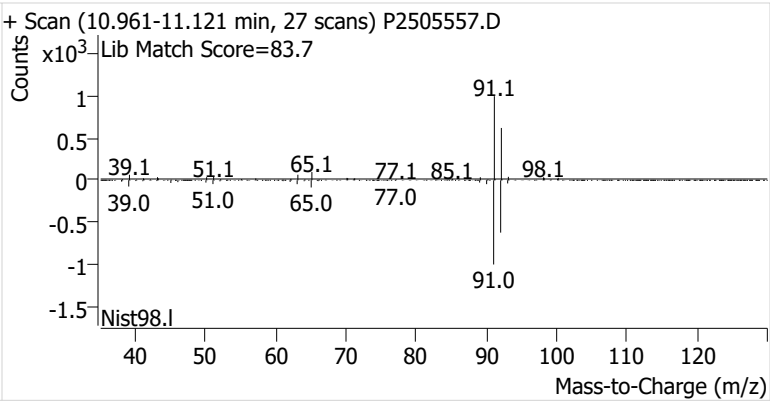

Ethylbenzene

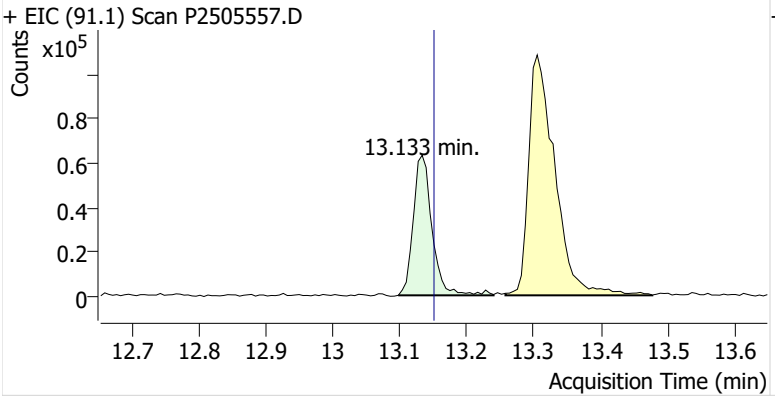

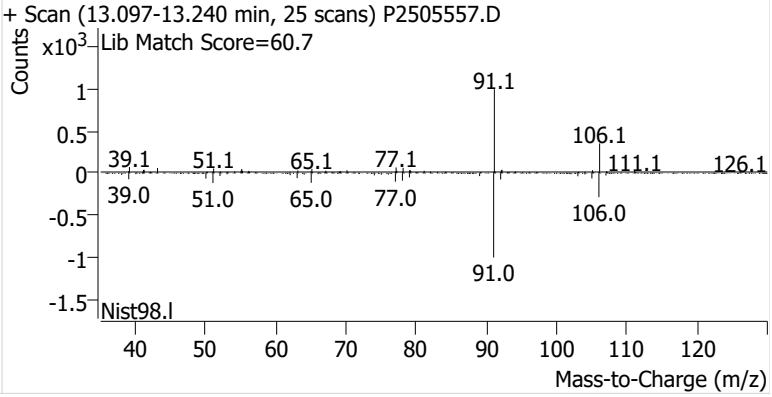

m-/p-Xylenes

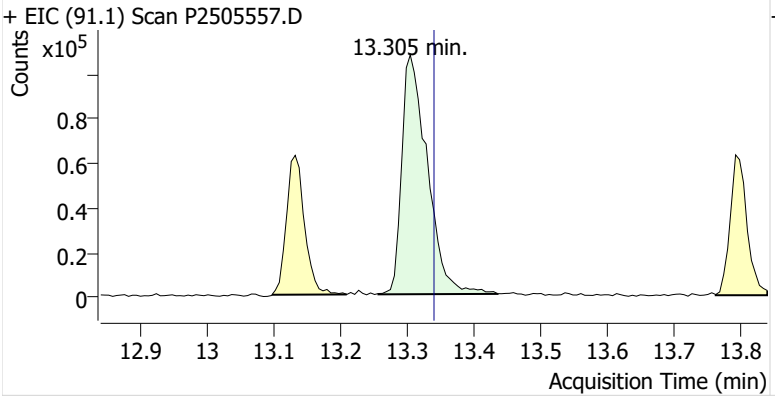

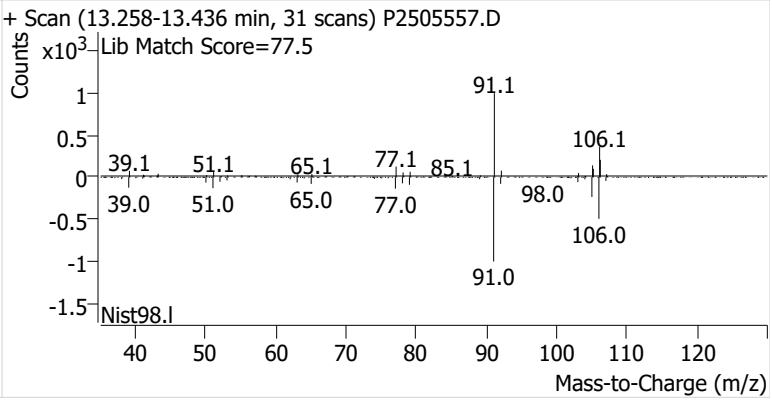

o-Xylene

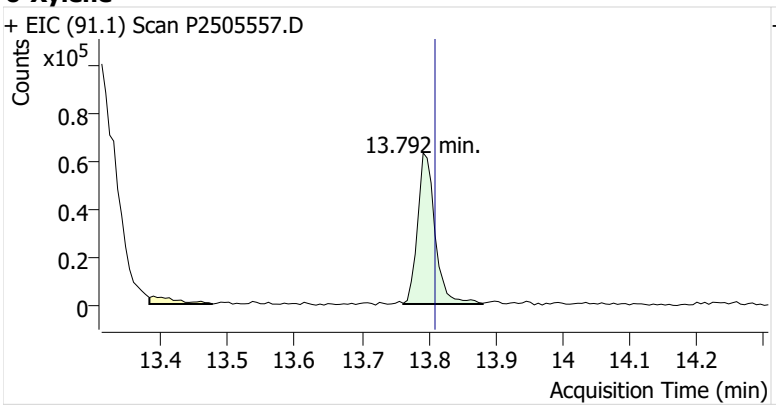
+ EIC (91.1) Scan P2505557.D
Counts
x10^5
0.8
0.6
0.4
0.2
0
13.792 min.
13.4
13.5
13.6
13.7
13.8
13.9
14
14.1
14.2
Acquisition Time (min)

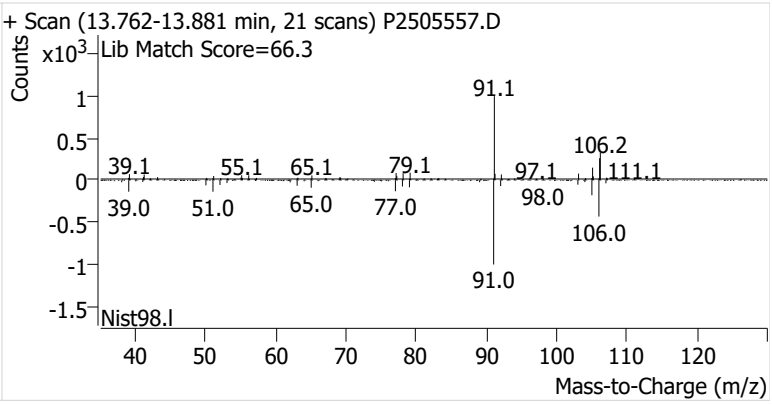
+ Scan (13.762-13.881 min, 21 scans) P2505557.D
Counts
x10^3
Lib Match Score=66.3
1
0.5
0
-0.5
-1
-1.5
91.1
106.2
39.1
55.1
65.1
79.1
97.1
111.1
39.0
51.0
65.0
77.0
98.0
106.0
91.0
Nist98.l
40
50
60
70
80
90
100
110
120
Mass-to-Charge (m/z)

Name	CGOSP-10-S-20250812
Comment	C35730
Data File	P2505558.D
Acq. Date-Time	9/3/2025 1:21:08 AM
Acq. Method File	M325B-TD35
Tube Sorbent	Carbopack X
Analyze Quant Version	12.1
Report Quant Version	12.1

Sample Chromatogram

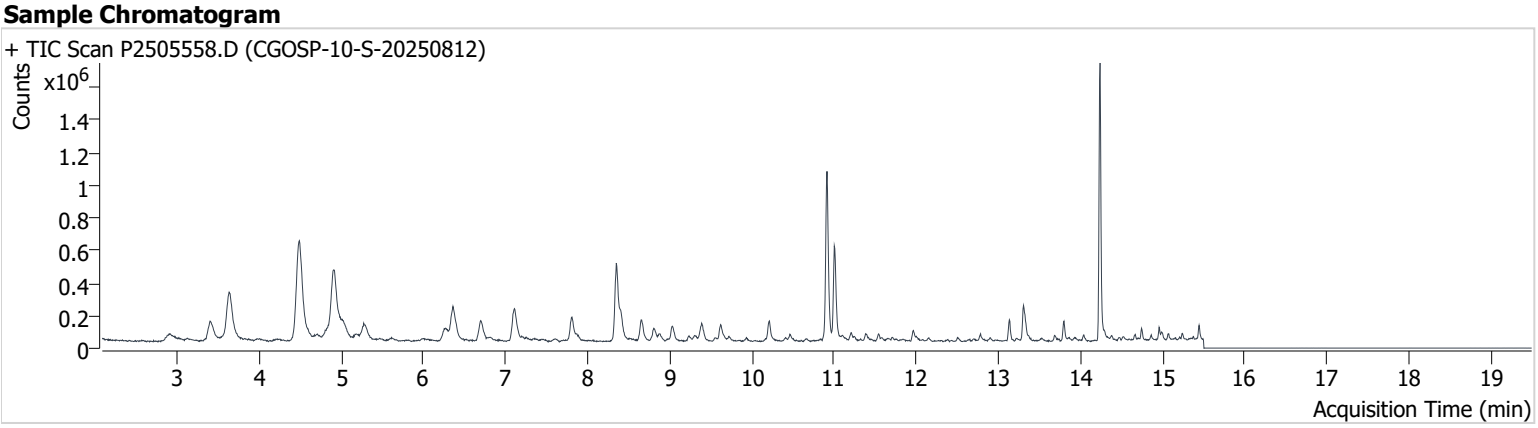

Name	ISTD	RT	ICAL RT	Resp.	Int. Flag
benzene-d6 (IS)		8.349	8.367	776,112	
Benzene	benzene-d6 (IS)	8.402	8.426	215,824	
Toluene-d8 (IS)		10.913	10.931	933,711	
Toluene	Toluene-d8 (IS)	11.002	11.020	542,913	
Ethylbenzene	Toluene-d8 (IS)	13.133	13.151	103,135	
m-/p-Xylenes	Toluene-d8 (IS)	13.305	13.341	207,672	
o-Xylene	Toluene-d8 (IS)	13.791	13.809	79,612	

benzene-d6 (IS)

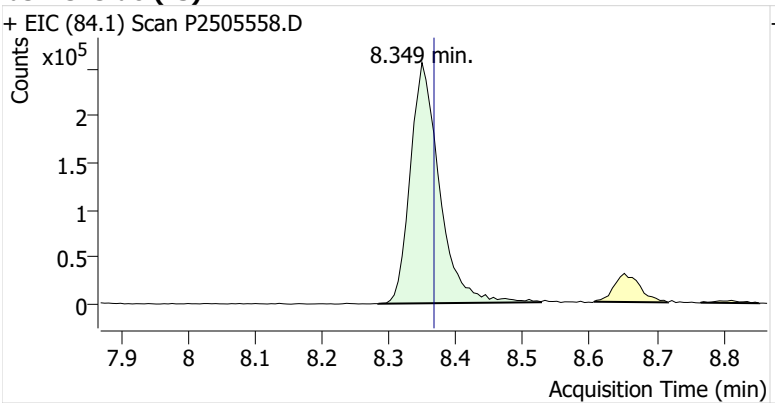

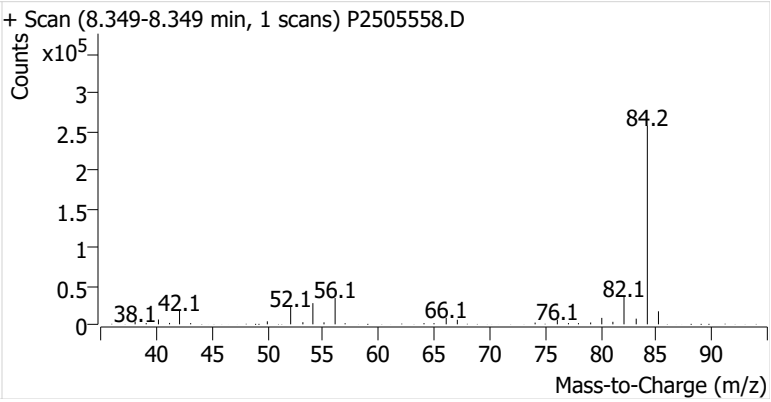

Benzene

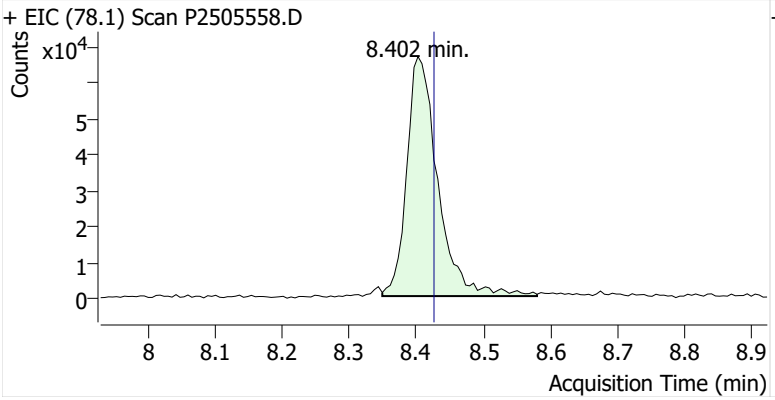

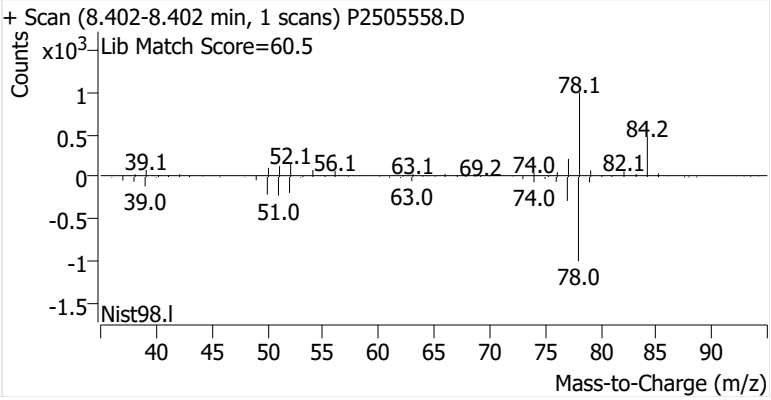

Toluene-d8 (IS)

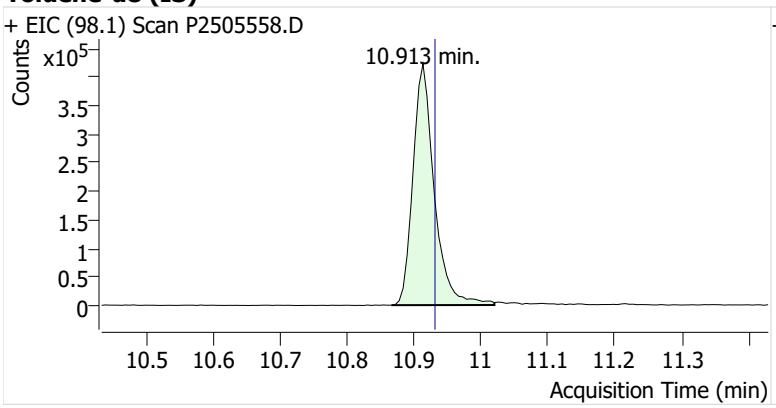

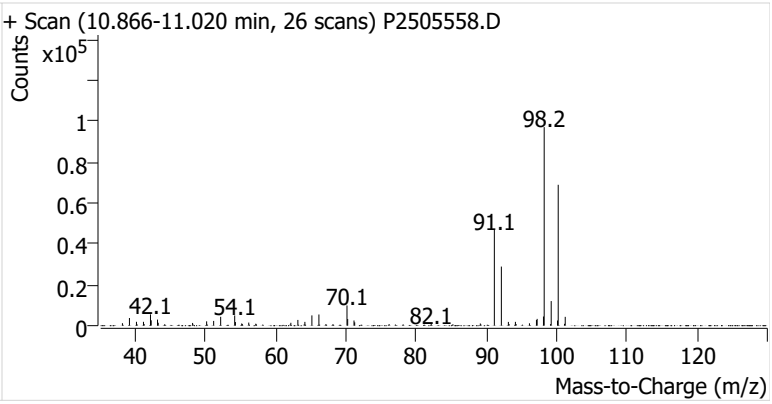

Toluene

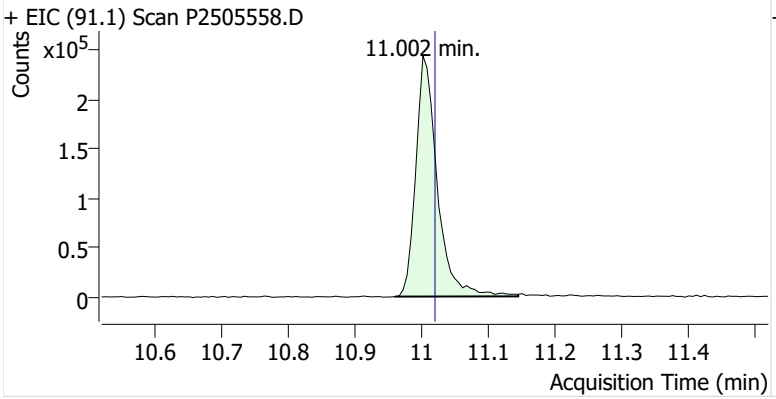

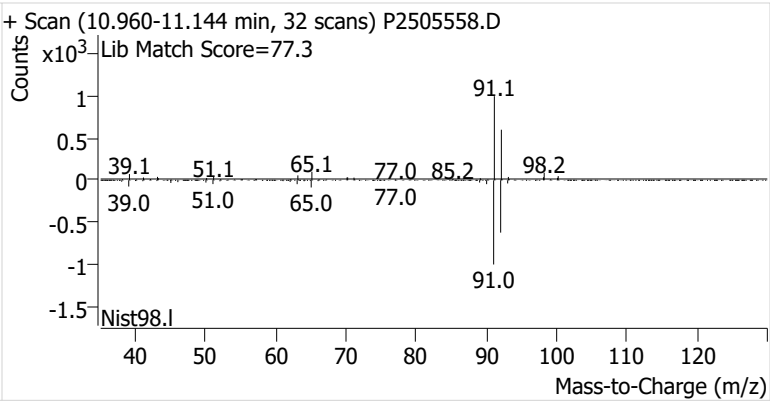

Ethylbenzene

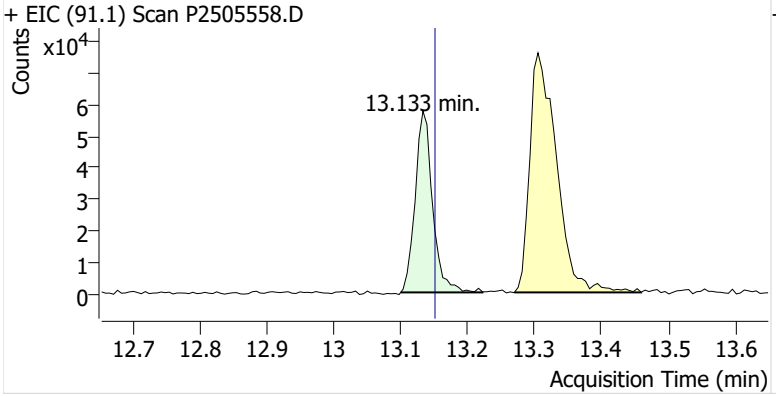

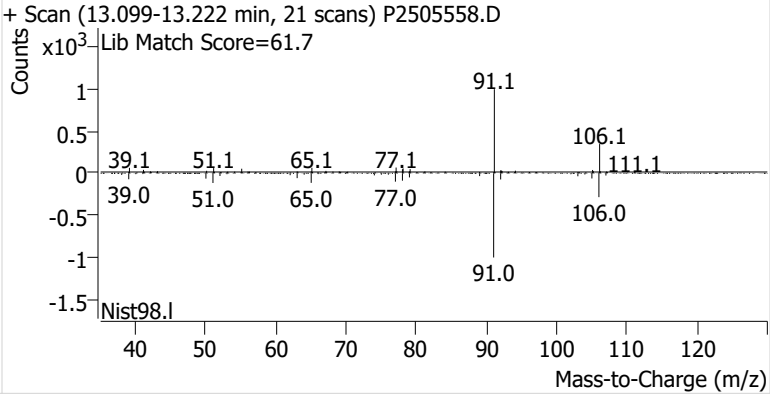

m-/p-Xylenes

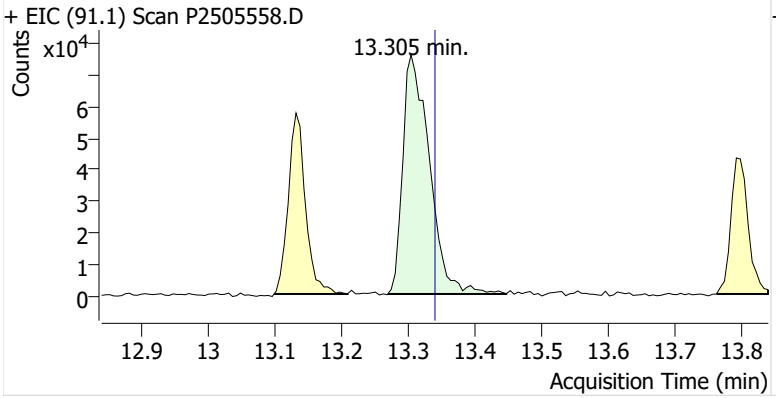

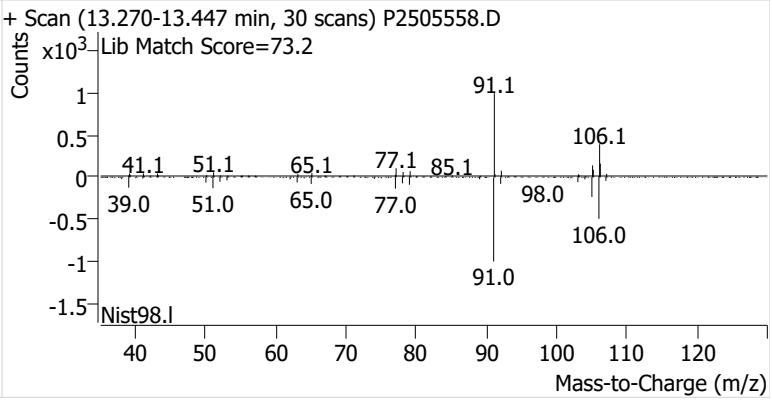

o-Xylene

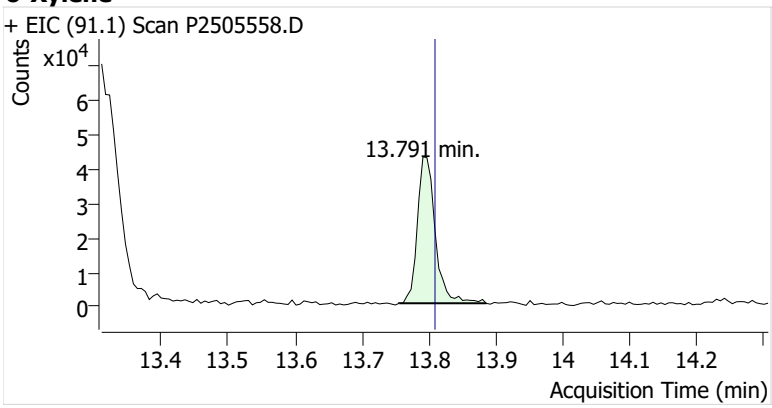
+ EIC (91.1) Scan P2505558.D
Counts
x10^4
13.791 min.
Acquisition Time (min)

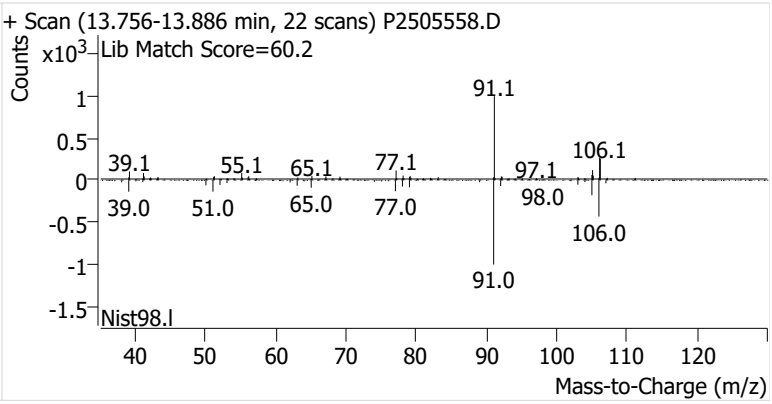
+ Scan (13.756-13.886 min, 22 scans) P2505558.D
Counts
x10^3
Lib Match Score=60.2
91.1
39.1
55.1
65.1
77.1
97.1
106.1
39.0
51.0
65.0
77.0
98.0
106.0
91.0
Nist98.l
Mass-to-Charge (m/z)

Name	CGOSP-11-S-20250812
Comment	C57715
Data File	P2505559.D
Acq. Date-Time	9/3/2025 1:58:24 AM
Acq. Method File	M325B-TD35
Tube Sorbent	Carbopack X
Analyze Quant Version	12.1
Report Quant Version	12.1

Sample Chromatogram

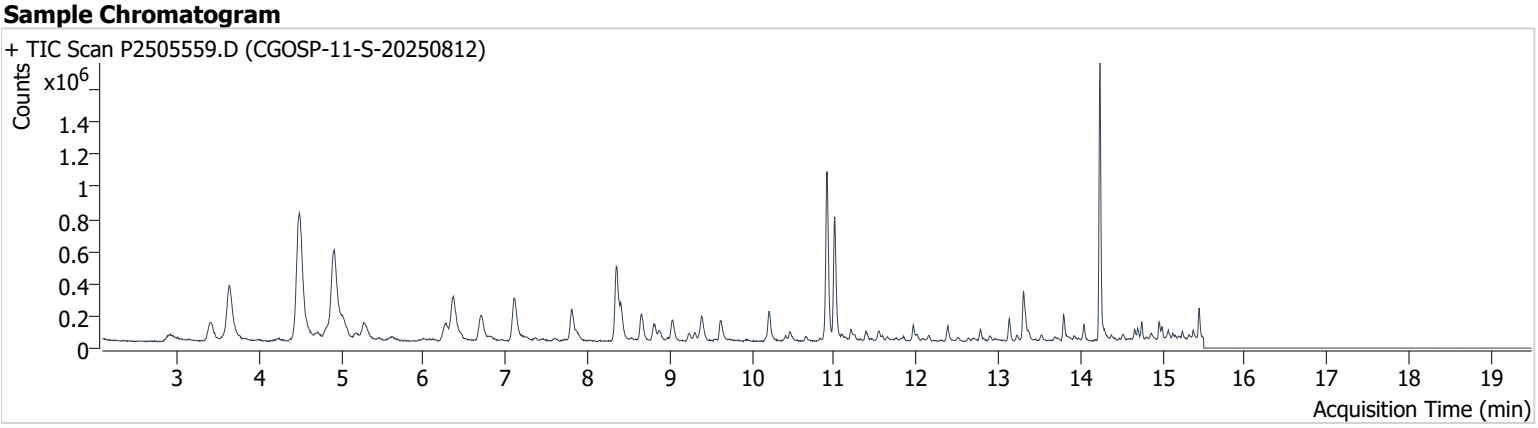

Name	ISTD	RT	ICAL RT	Resp.	Int. Flag
benzene-d6 (IS)		8.349	8.367	786,958	
Benzene	benzene-d6 (IS)	8.402	8.426	276,116	
Toluene-d8 (IS)		10.913	10.931	944,956	
Toluene	Toluene-d8 (IS)	11.008	11.020	708,147	
Ethylbenzene	Toluene-d8 (IS)	13.133	13.151	110,765	
m-/p-Xylenes	Toluene-d8 (IS)	13.305	13.341	281,608	
o-Xylene	Toluene-d8 (IS)	13.792	13.809	103,796	

benzene-d6 (IS)

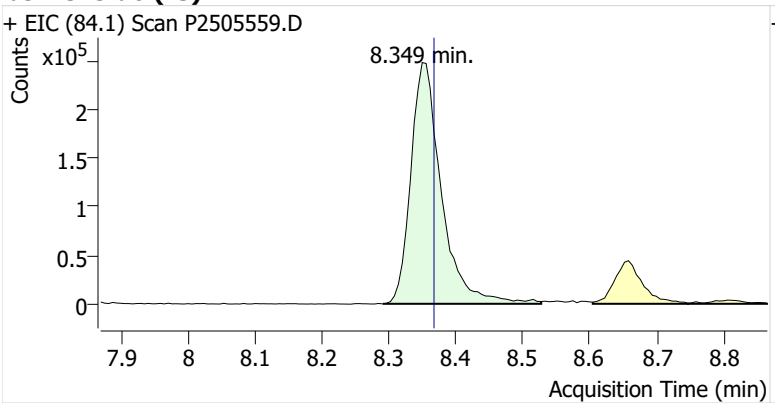

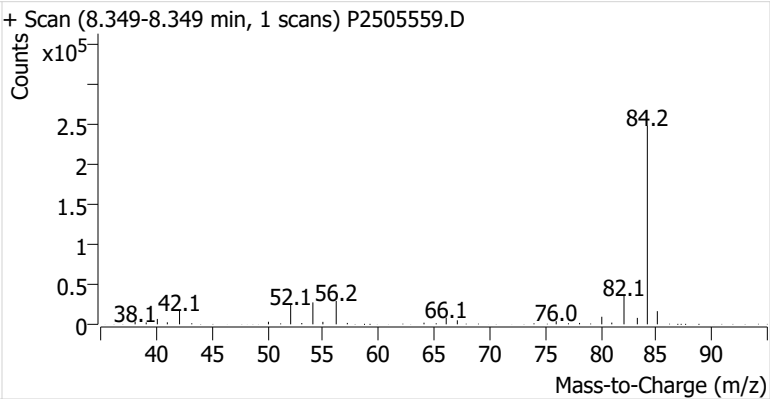

Benzene

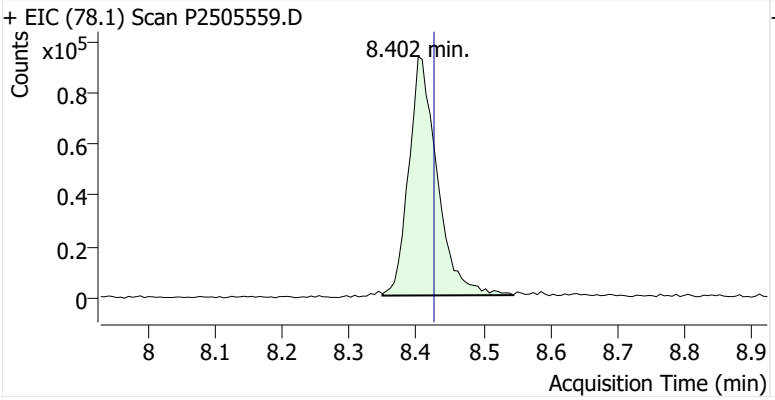

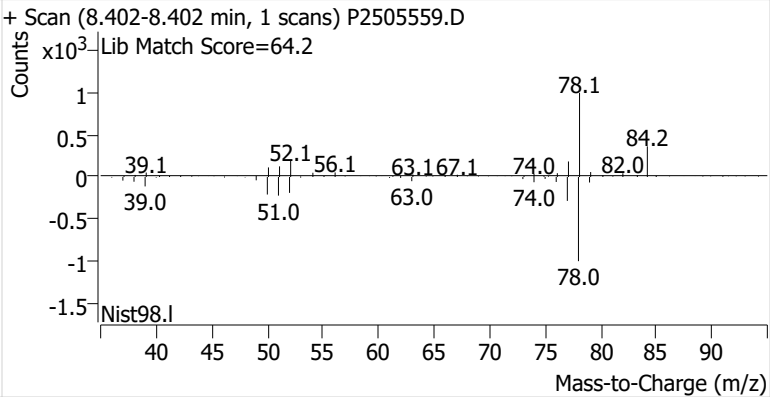

Toluene-d8 (IS)

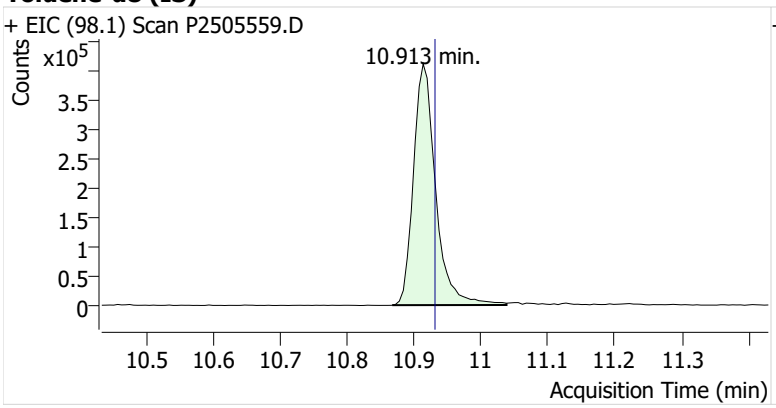

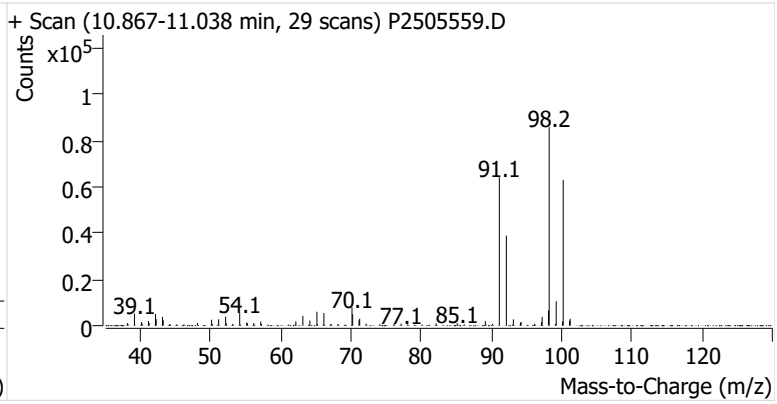

Toluene

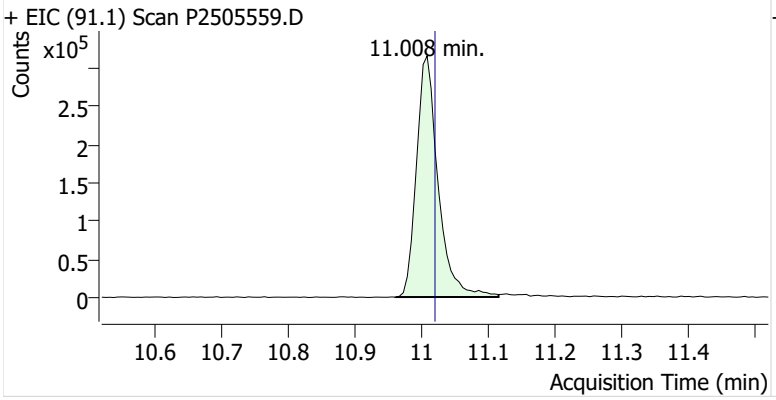

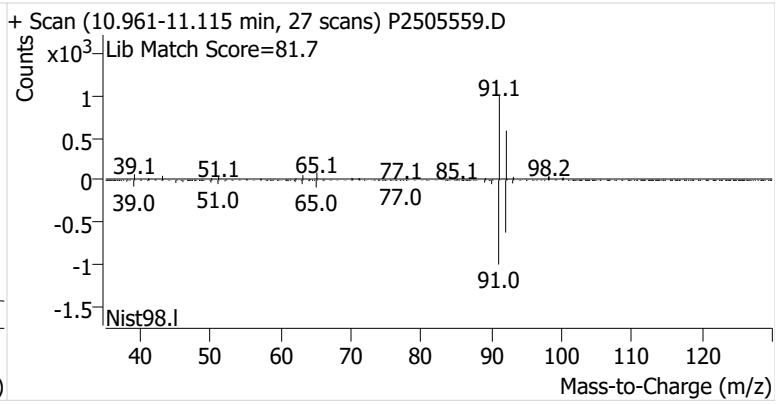

Ethylbenzene

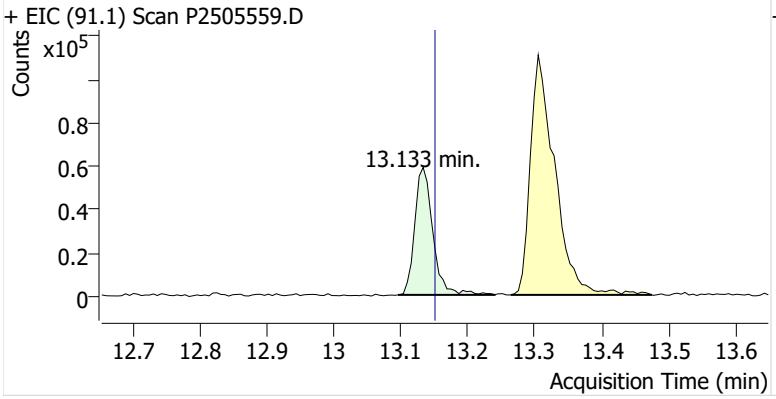

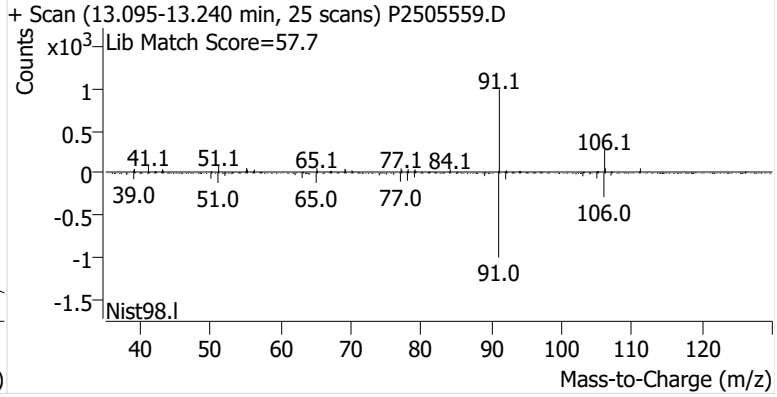

m-/p-Xylenes

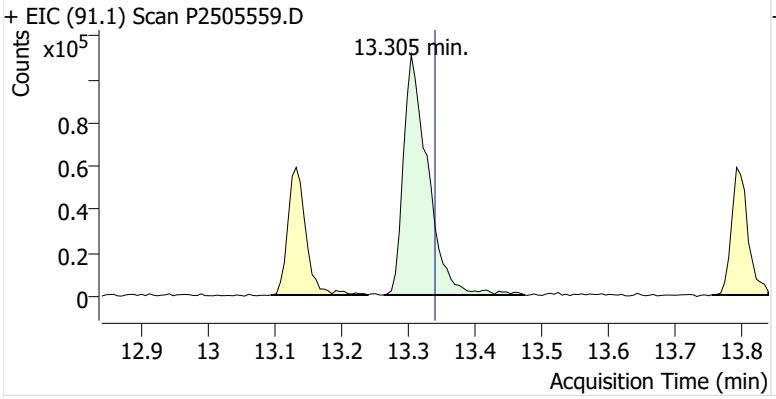

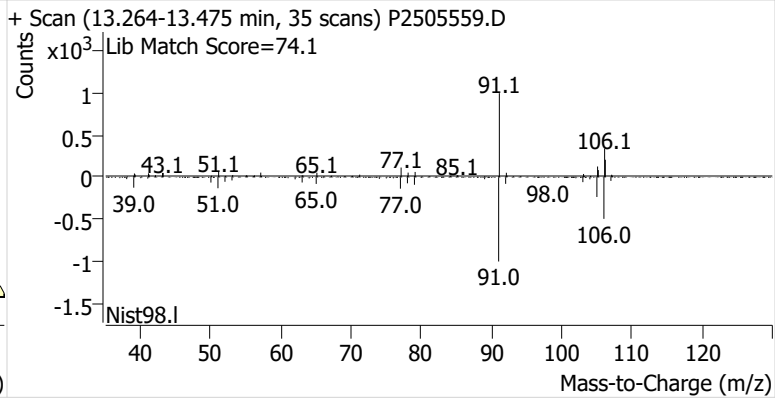

o-Xylene

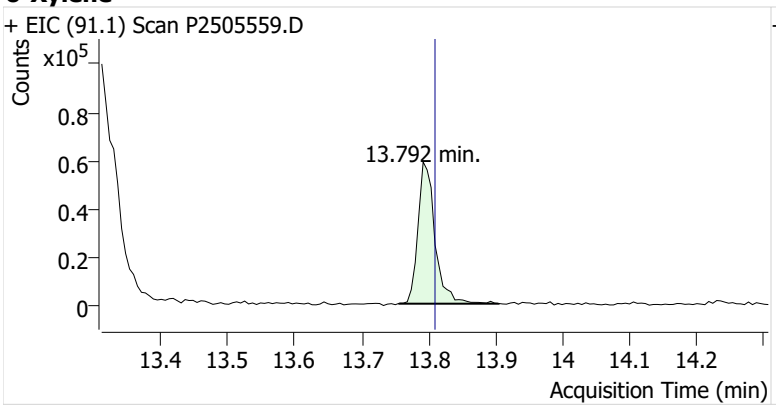
+ EIC (91.1) Scan P2505559.D
Counts
x10^5
0.8
0.6
0.4
0.2
0
13.792 min.
13.4
13.5
13.6
13.7
13.8
13.9
14
14.1
14.2
Acquisition Time (min)

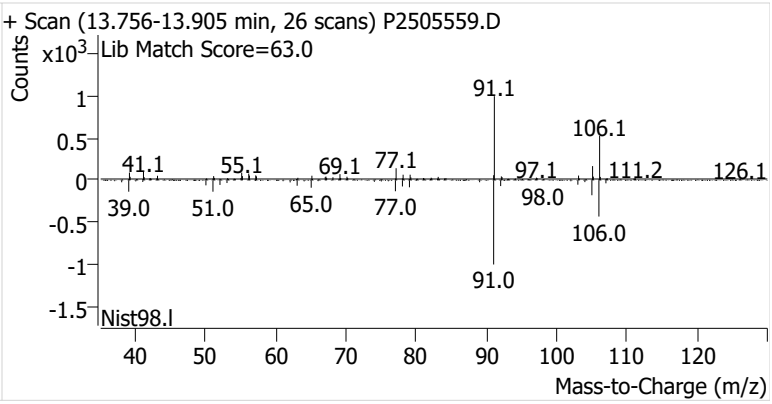
+ Scan (13.756-13.905 min, 26 scans) P2505559.D
Counts
x10^3
Lib Match Score=63.0
1
0.5
0
-0.5
-1
-1.5
91.1
106.1
41.1
55.1
69.1
77.1
97.1
111.2
126.1
39.0
51.0
65.0
77.0
98.0
106.0
91.0
Nist98.l
40
50
60
70
80
90
100
110
120
Mass-to-Charge (m/z)

Name	CGOSP-12-S-20250812
Comment	C57814
Data File	P2505560.D
Acq. Date-Time	9/3/2025 2:35:42 AM
Acq. Method File	M325B-TD35
Tube Sorbent	Carbopack X
Analyze Quant Version	12.1
Report Quant Version	12.1

Sample Chromatogram

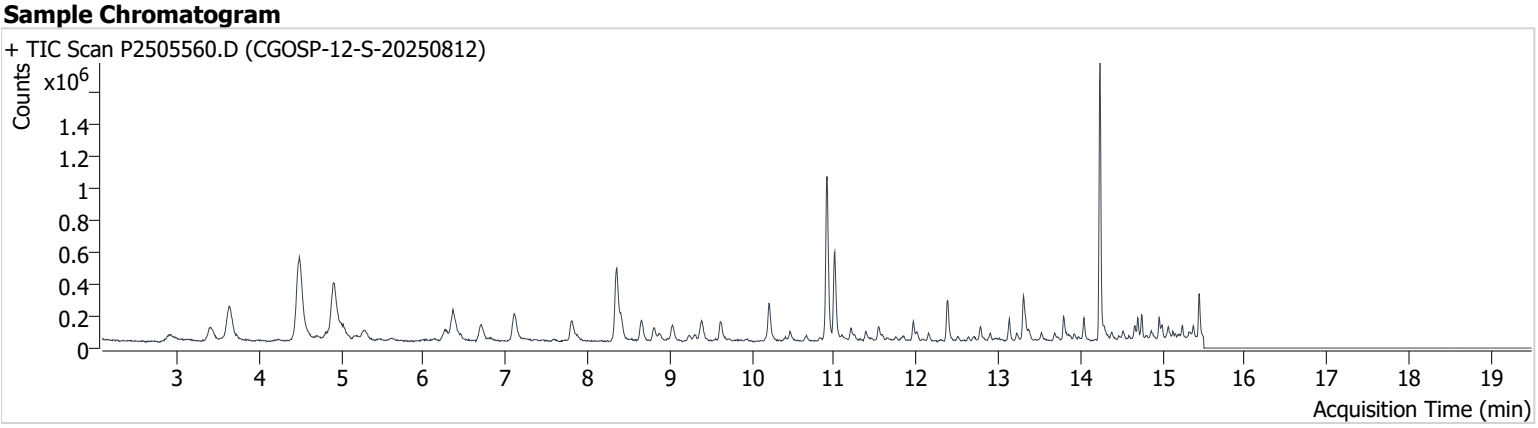

Name	ISTD	RT	ICAL RT	Resp.	Int. Flag
benzene-d6 (IS)		8.349	8.367	760,916	
Benzene	benzene-d6 (IS)	8.408	8.426	188,497	
Toluene-d8 (IS)		10.913	10.931	929,546	
Toluene	Toluene-d8 (IS)	11.002	11.020	510,714	
Ethylbenzene	Toluene-d8 (IS)	13.133	13.151	94,613	
m-/p-Xylenes	Toluene-d8 (IS)	13.305	13.341	246,385	
o-Xylene	Toluene-d8 (IS)	13.792	13.809	94,260	

benzene-d6 (IS)

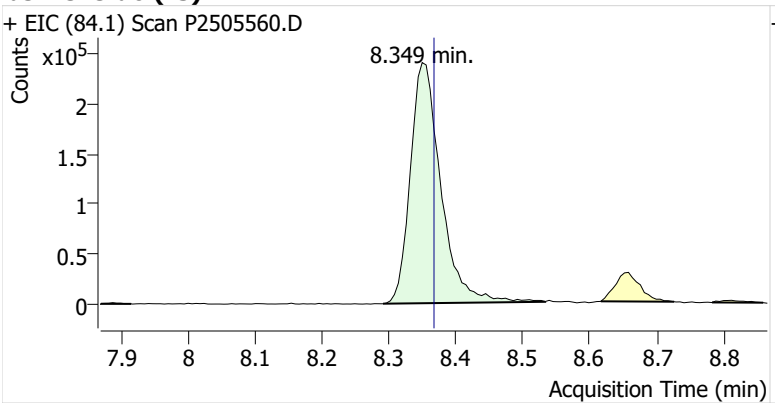

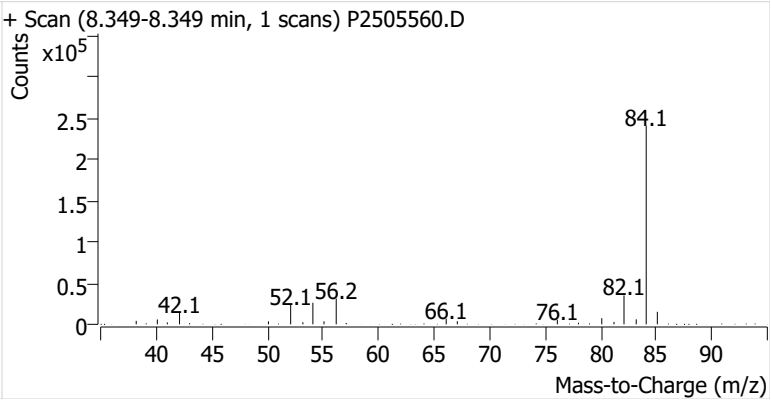

Benzene

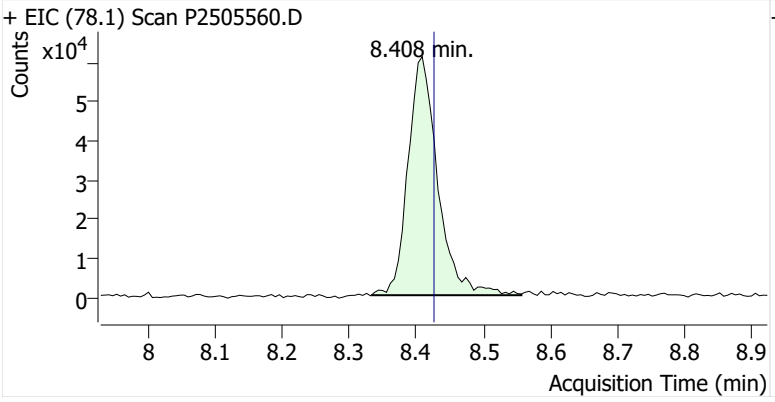

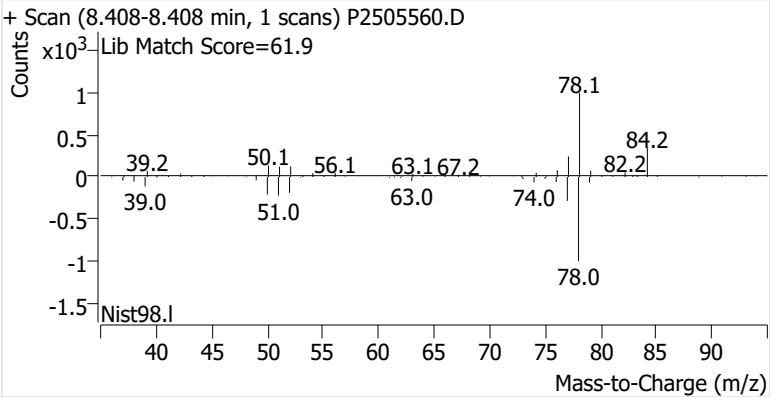

Toluene-d8 (IS)

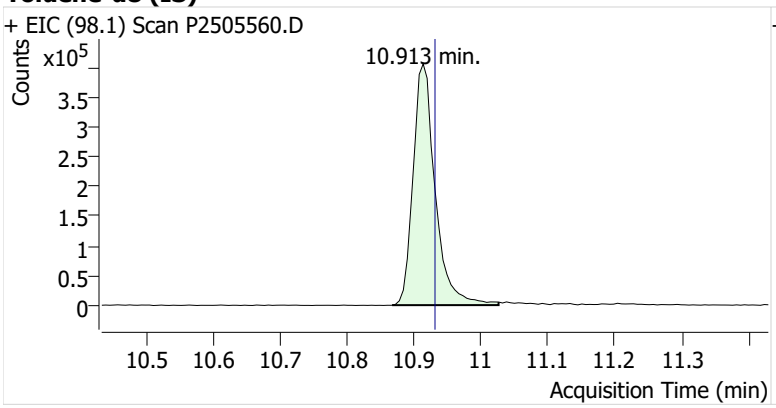

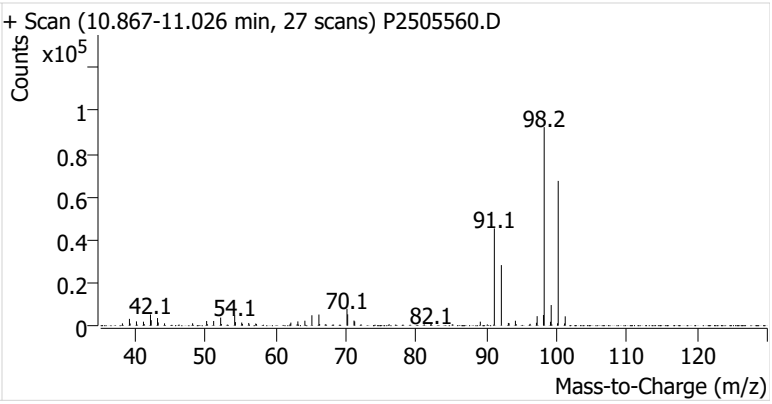

Toluene

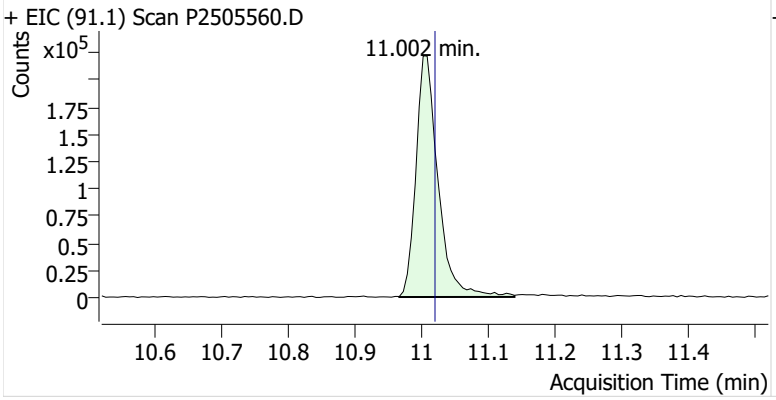

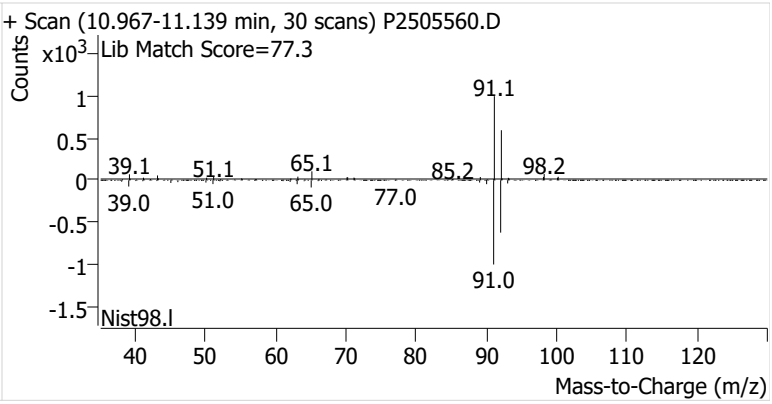

Ethylbenzene

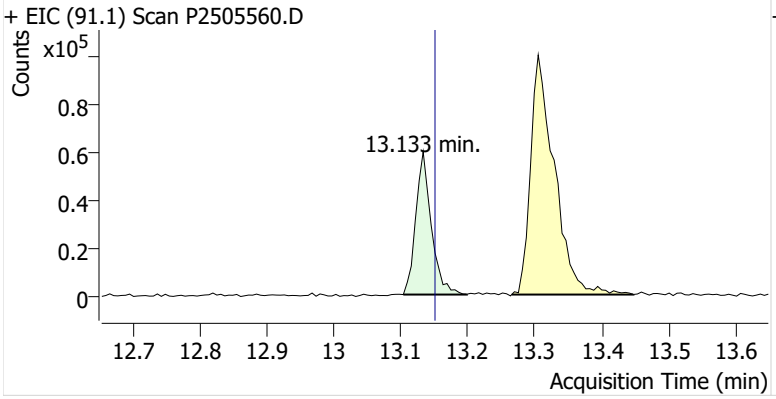

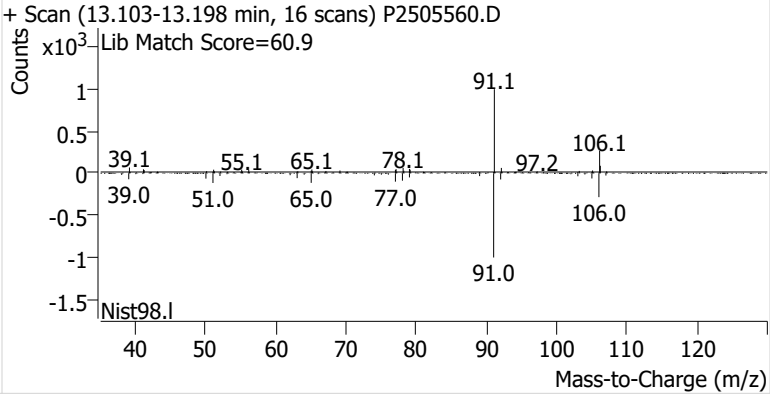

m-/p-Xylenes

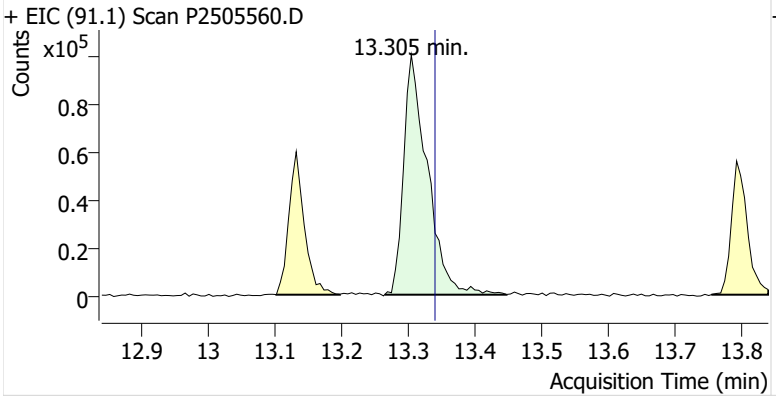

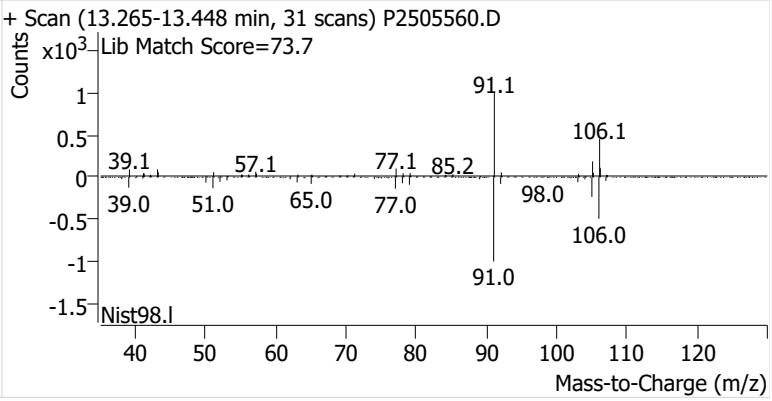

o-Xylene

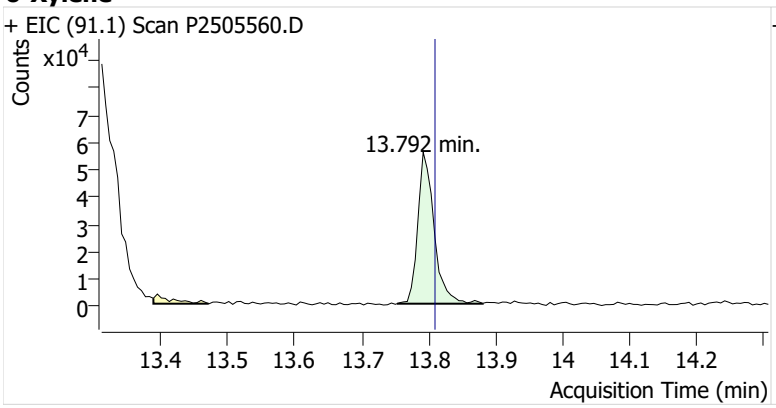
+ EIC (91.1) Scan P2505560.D
Counts
x10^4
13.792 min.
Acquisition Time (min)

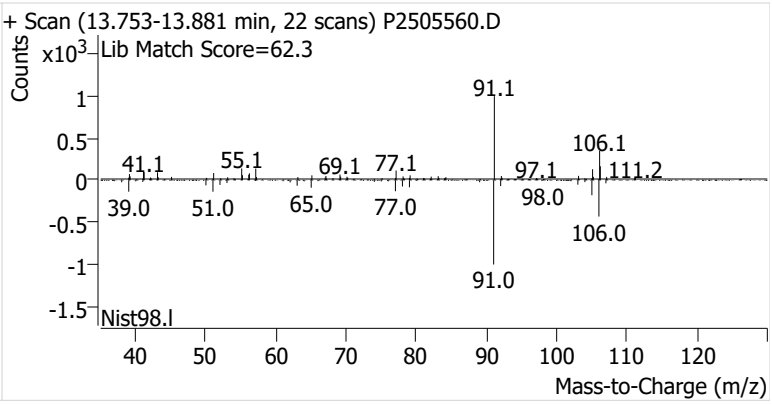
+ Scan (13.753-13.881 min, 22 scans) P2505560.D
Counts
x10^3
Lib Match Score=62.3
91.1
106.1
41.1
55.1
69.1
77.1
97.1
111.2
39.0
51.0
65.0
77.0
98.0
106.0
91.0
Nist98.l
Mass-to-Charge (m/z)

Name	CGOSP-13-S-20250812
Comment	C40692
Data File	P2505561.D
Acq. Date-Time	9/3/2025 3:12:58 AM
Acq. Method File	M325B-TD35
Tube Sorbent	Carbopack X
Analyze Quant Version	12.1
Report Quant Version	12.1

Sample Chromatogram

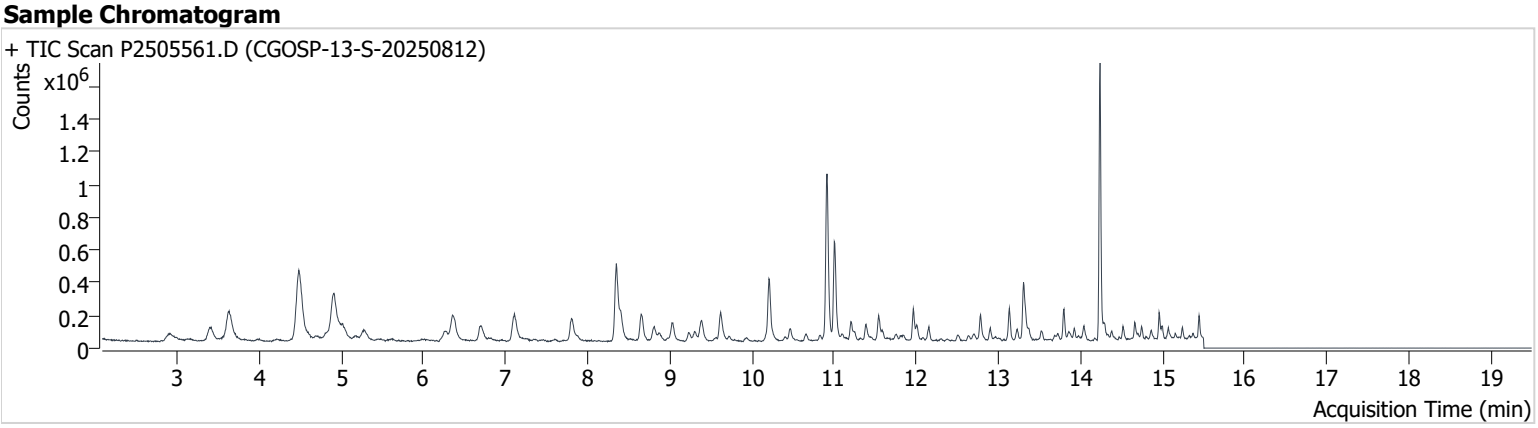

Name	ISTD	RT	ICAL RT	Resp.	Int. Flag
benzene-d6 (IS)		8.349	8.367	778,371	
Benzene	benzene-d6 (IS)	8.402	8.426	205,283	
Toluene-d8 (IS)		10.913	10.931	928,077	
Toluene	Toluene-d8 (IS)	11.002	11.020	574,935	
Ethylbenzene	Toluene-d8 (IS)	13.133	13.151	154,873	
m-/p-Xylenes	Toluene-d8 (IS)	13.305	13.341	318,592	
o-Xylene	Toluene-d8 (IS)	13.798	13.809	116,601	

benzene-d6 (IS)

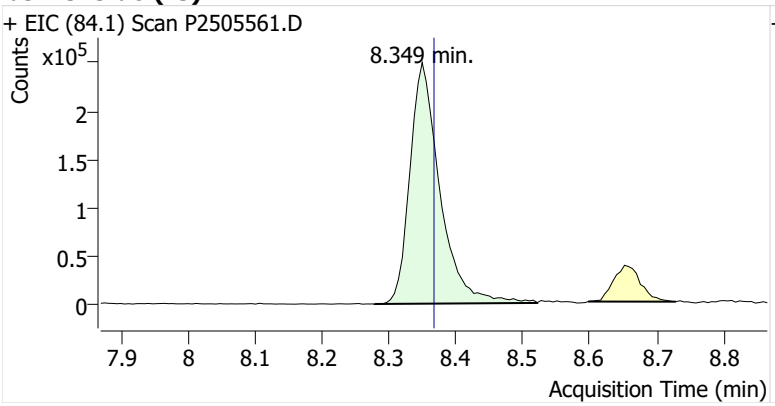

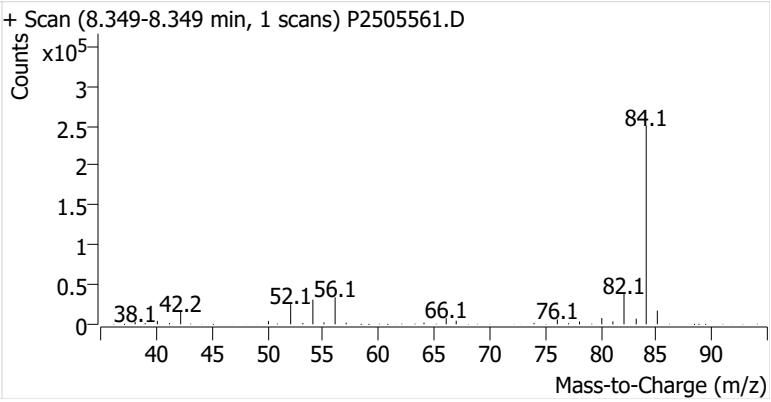

Benzene

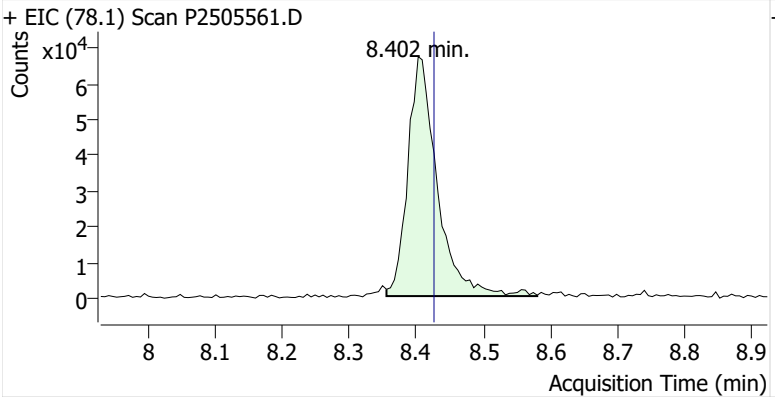

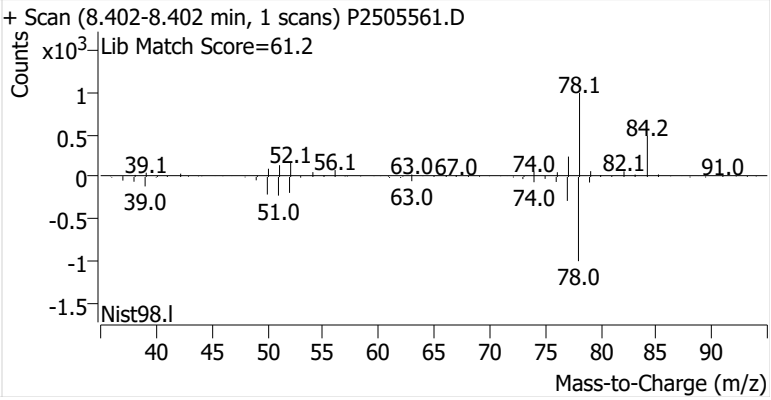

Toluene-d8 (IS)

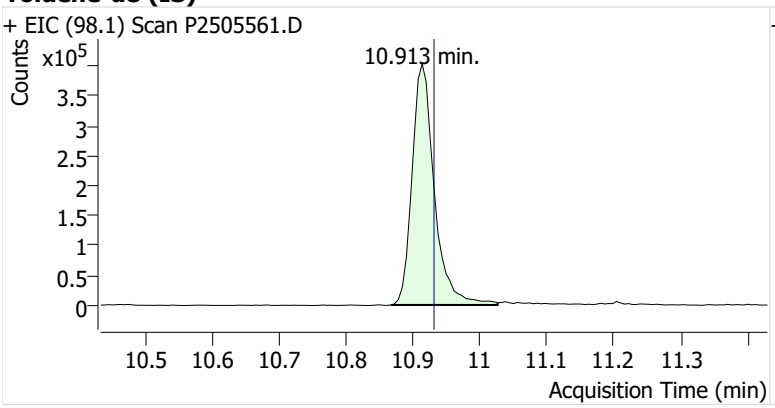

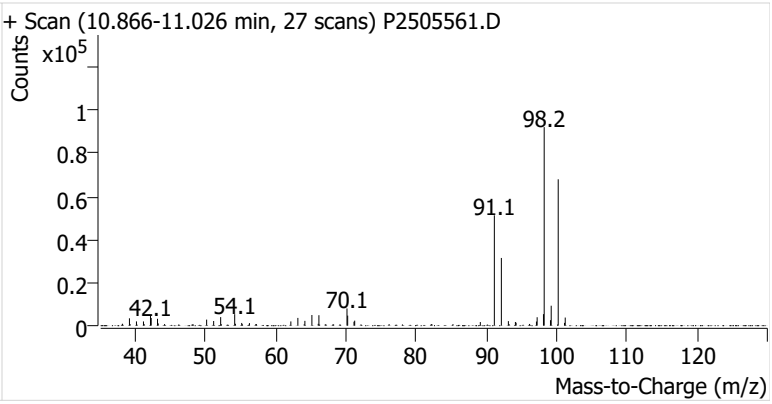

Toluene

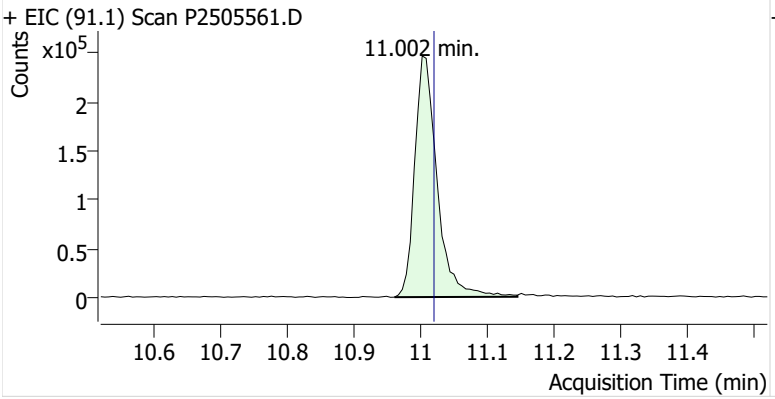

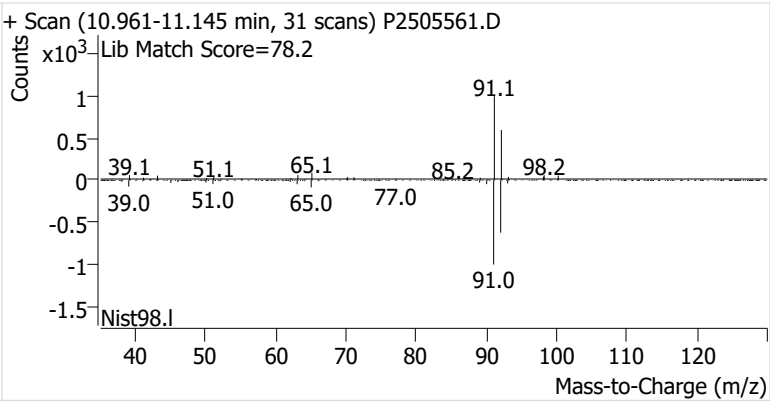

Ethylbenzene

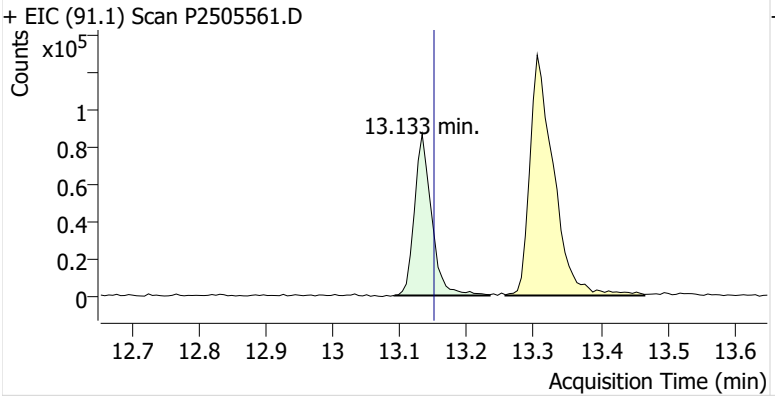

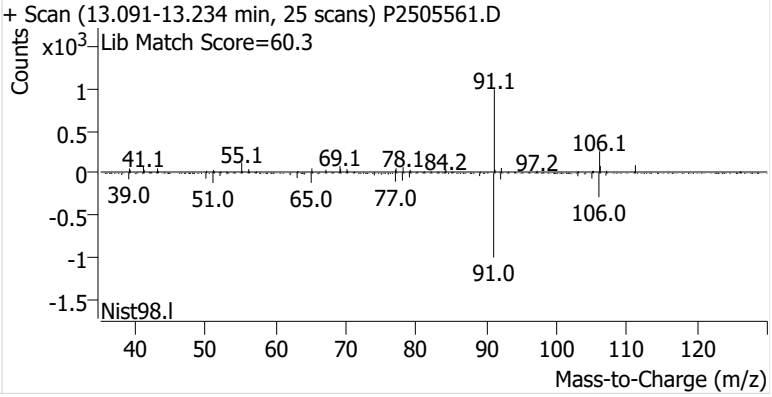

m-/p-Xylenes

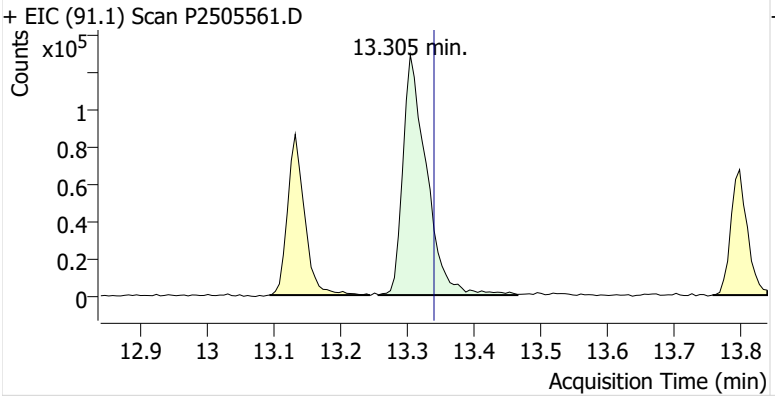

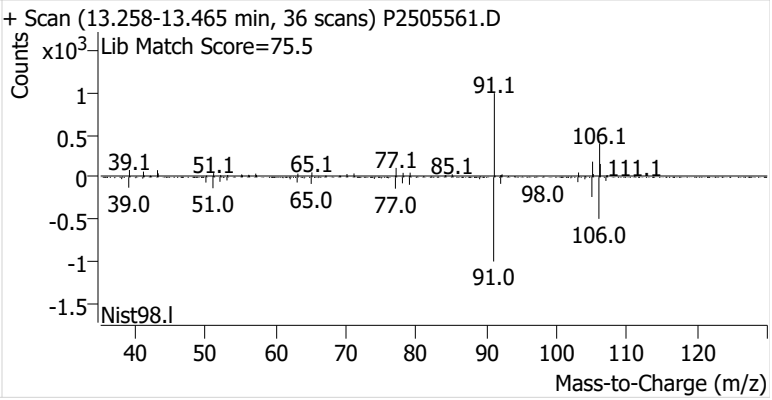

o-Xylene

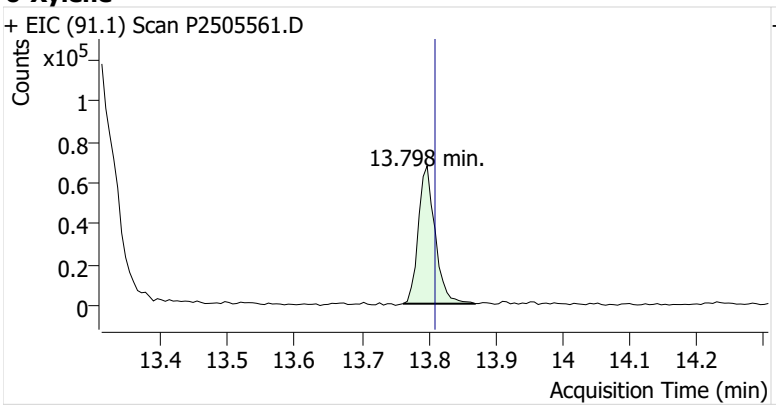
+ EIC (91.1) Scan P2505561.D
Counts
x10^5
1
0.8
0.6
0.4
0.2
0
13.798 min.
13.4
13.5
13.6
13.7
13.8
13.9
14
14.1
14.2
Acquisition Time (min)

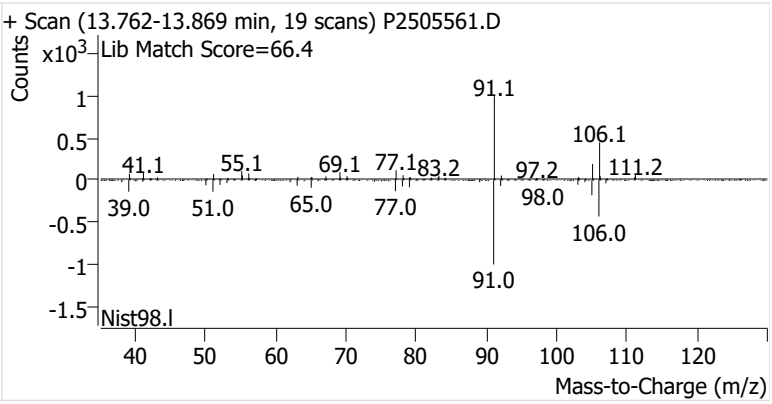
+ Scan (13.762-13.869 min, 19 scans) P2505561.D
Counts
x10^3
Lib Match Score=66.4
1
0.5
0
-0.5
-1
-1.5
91.1
106.1
41.1
55.1
69.1
77.1
83.2
97.2
111.2
39.0
51.0
65.0
77.0
98.0
106.0
91.0
Nist98.l
40
50
60
70
80
90
100
110
120
Mass-to-Charge (m/z)

Name	CGOSP-14-S-20250812
Comment	B46813
Data File	P2505562.D
Acq. Date-Time	9/3/2025 3:50:16 AM
Acq. Method File	M325B-TD35
Tube Sorbent	Carbopack X
Analyze Quant Version	12.1
Report Quant Version	12.1

Sample Chromatogram

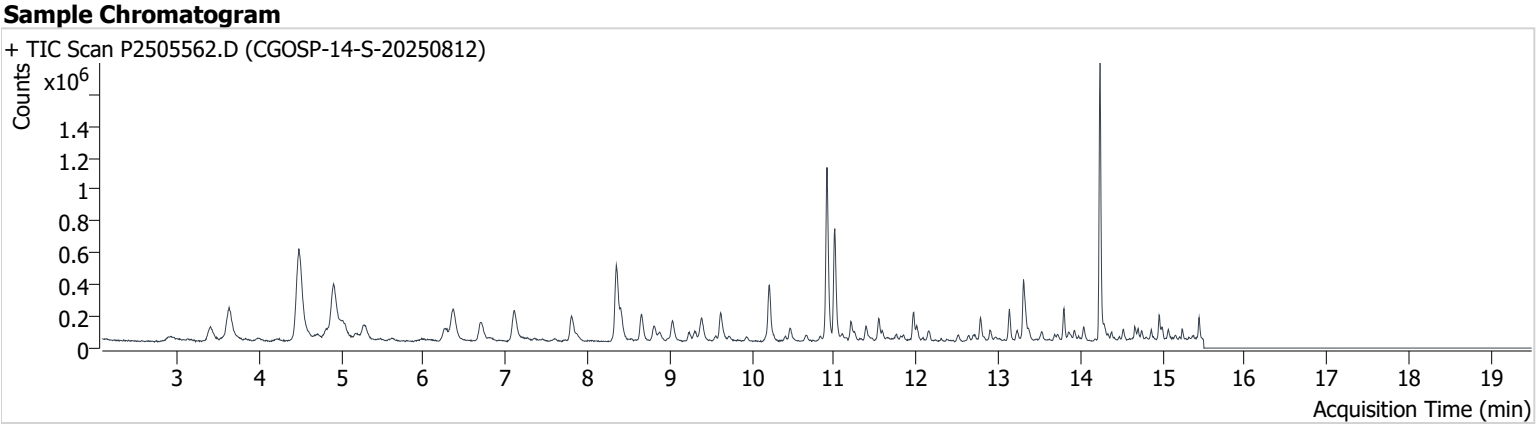

Name	ISTD	RT	ICAL RT	Resp.	Int. Flag
benzene-d6 (IS)		8.349	8.367	771,571	
Benzene	benzene-d6 (IS)	8.403	8.426	242,707	
Toluene-d8 (IS)		10.913	10.931	936,474	
Toluene	Toluene-d8 (IS)	11.008	11.020	646,532	
Ethylbenzene	Toluene-d8 (IS)	13.133	13.151	157,682	
m-/p-Xylenes	Toluene-d8 (IS)	13.305	13.341	338,051	
o-Xylene	Toluene-d8 (IS)	13.798	13.809	123,856	

benzene-d6 (IS)

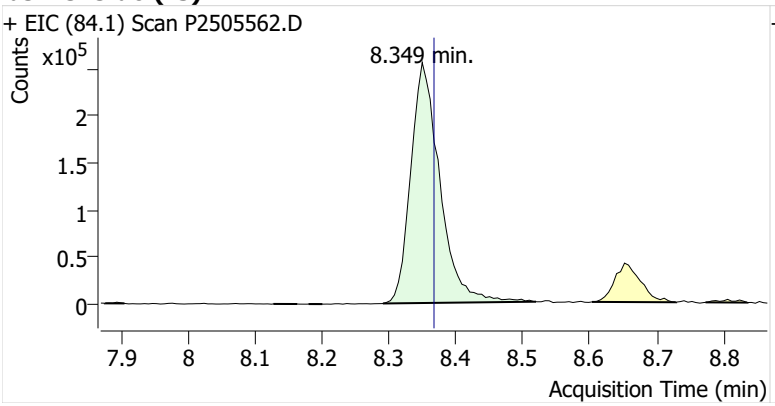

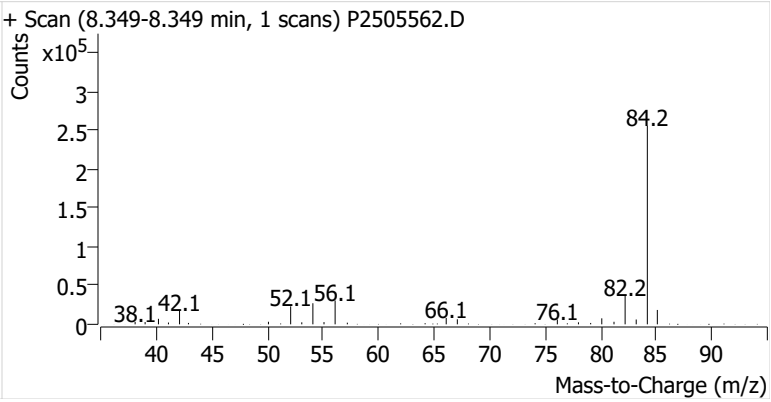

Benzene

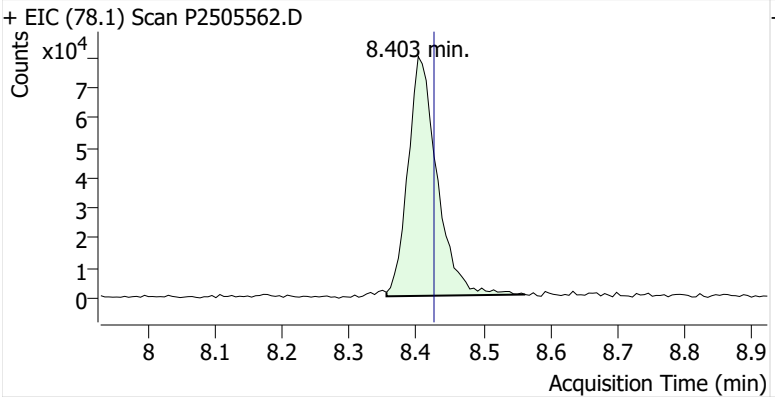

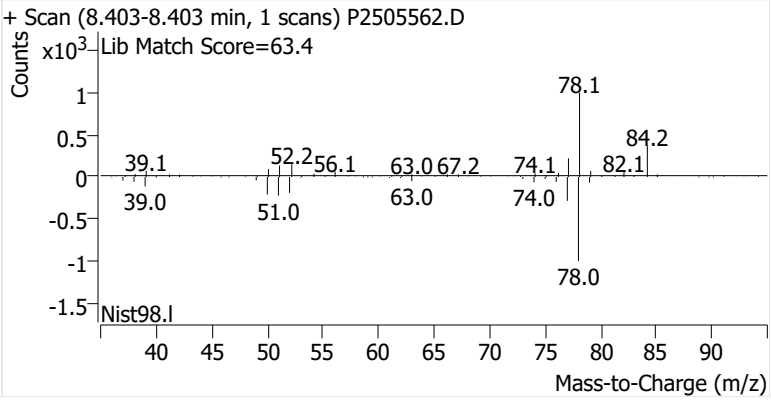

Toluene-d8 (IS)

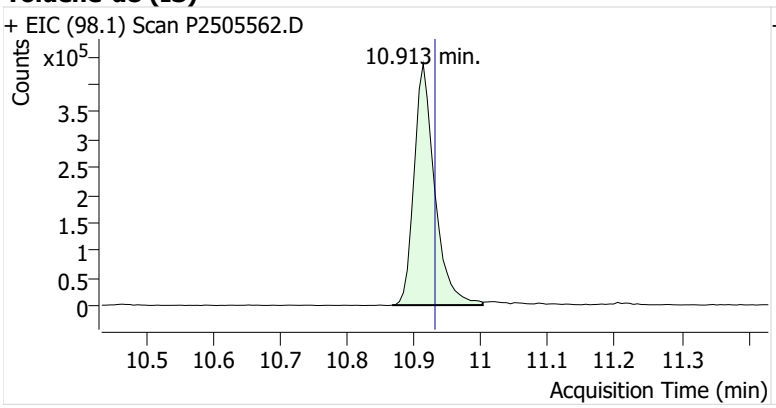

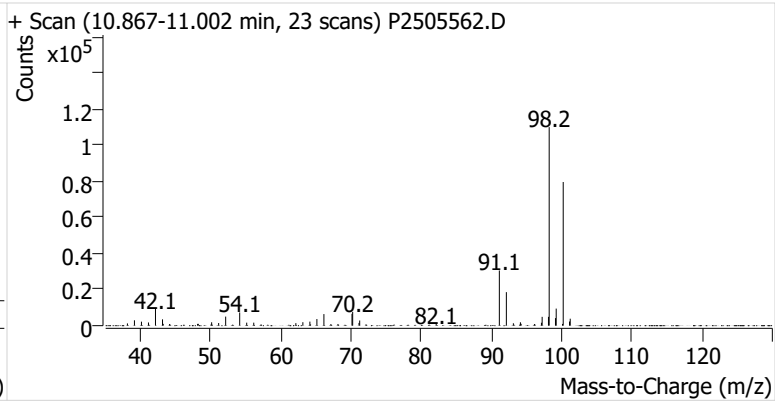

Toluene

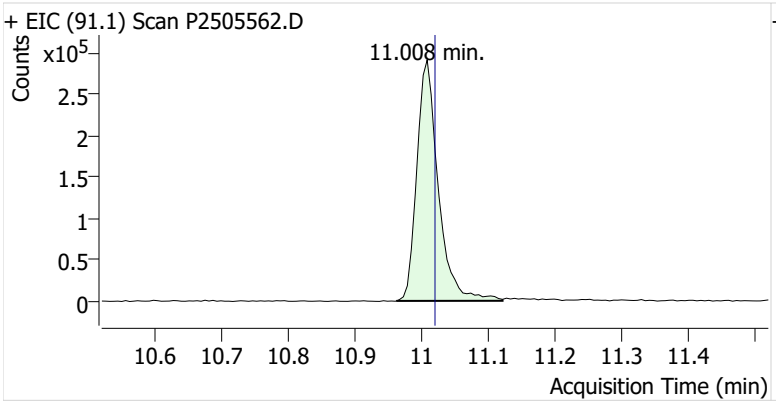

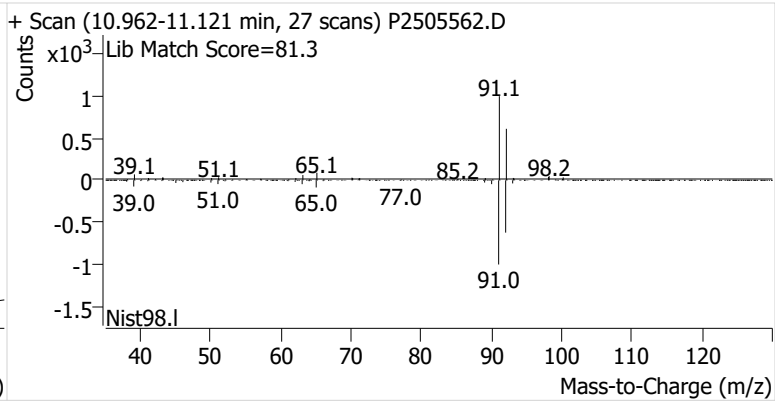

Ethylbenzene

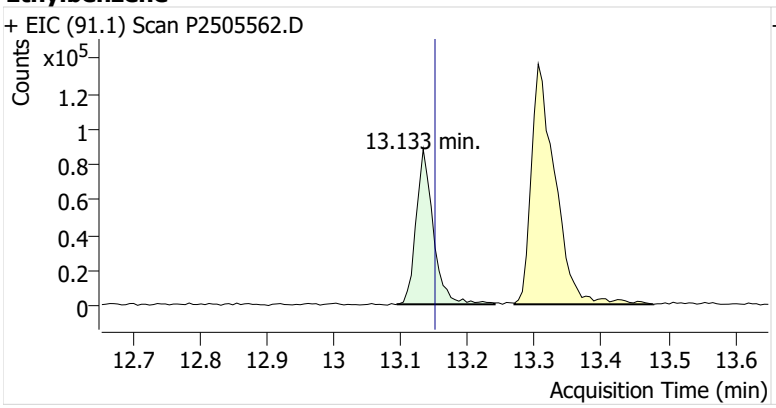

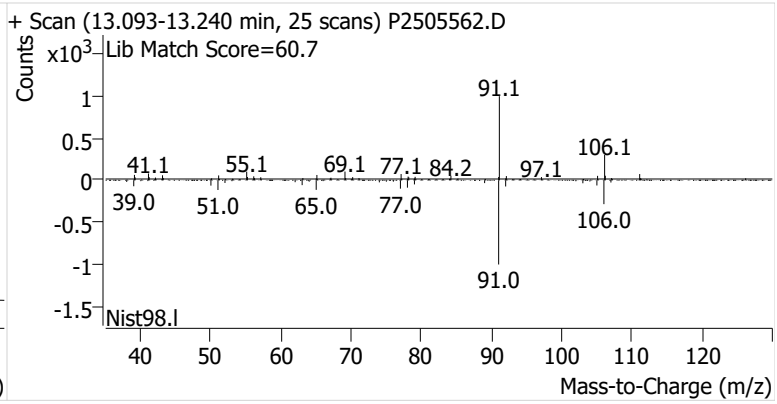

m-/p-Xylenes

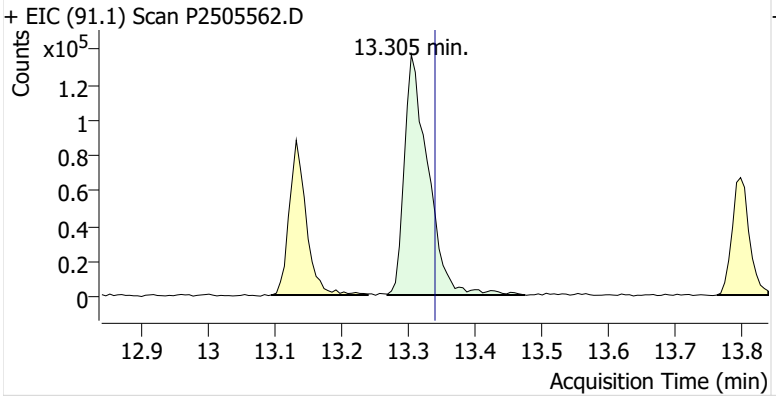

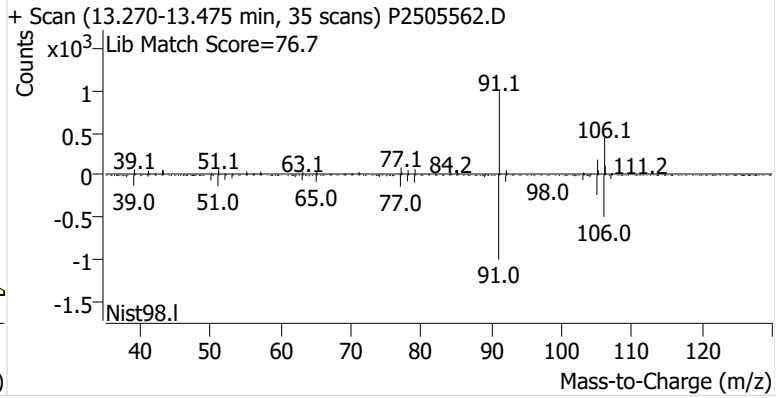

o-Xylene

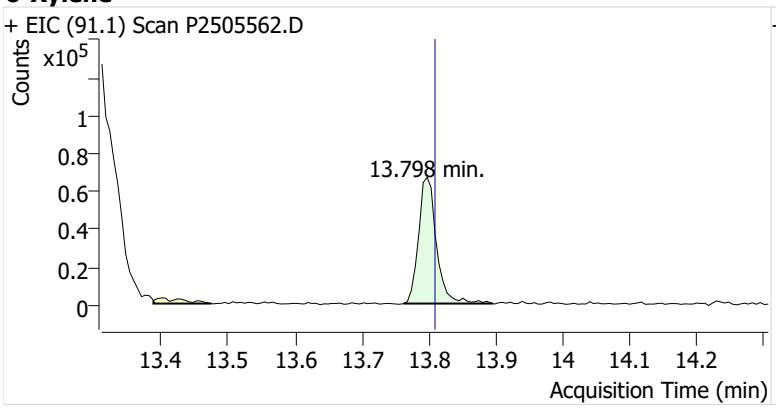
+ EIC (91.1) Scan P2505562.D
Counts
x10^5
1
0.8
0.6
0.4
0.2
0
13.798 min.
13.4
13.5
13.6
13.7
13.8
13.9
14
14.1
14.2
Acquisition Time (min)

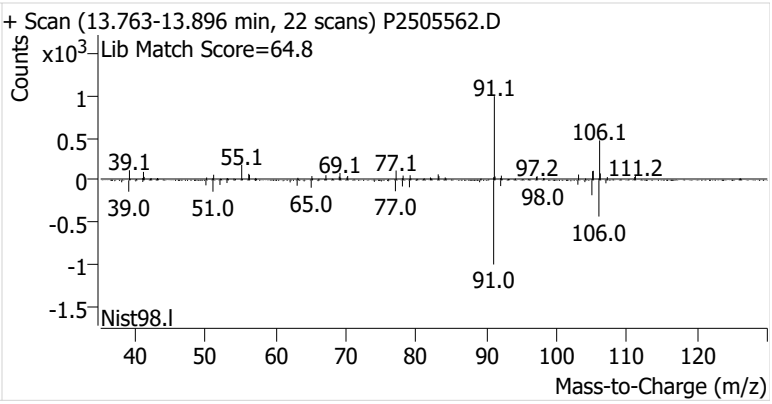
+ Scan (13.763-13.896 min, 22 scans) P2505562.D
Counts
x10^3
Lib Match Score=64.8
1
0.5
0
-0.5
-1
-1.5
91.1
106.1
39.1
55.1
69.1
77.1
97.2
111.2
39.0
51.0
65.0
77.0
98.0
106.0
91.0
Nist98.l
40
50
60
70
80
90
100
110
120
Mass-to-Charge (m/z)

Name	CGOSP-15-S-20250812
Comment	C57173
Data File	P2505563.D
Acq. Date-Time	9/3/2025 4:27:32 AM
Acq. Method File	M325B-TD35
Tube Sorbent	Carbopack X
Analyze Quant Version	12.1
Report Quant Version	12.1

Sample Chromatogram

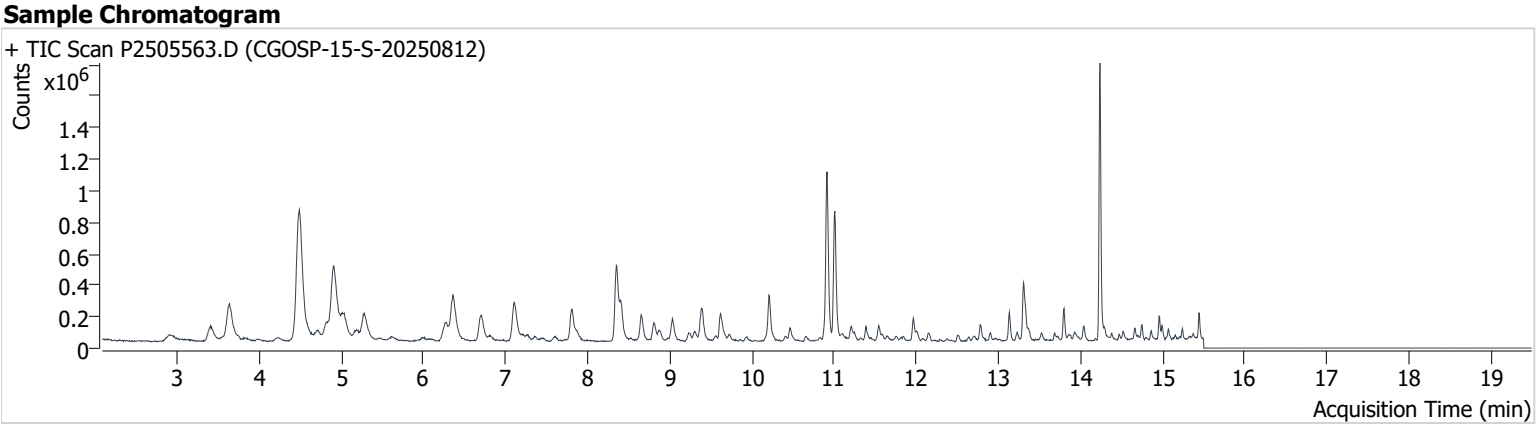

Name	ISTD	RT	ICAL RT	Resp.	Int. Flag
benzene-d6 (IS)		8.349	8.367	785,632	
Benzene	benzene-d6 (IS)	8.403	8.426	317,266	
Toluene-d8 (IS)		10.913	10.931	949,962	
Toluene	Toluene-d8 (IS)	11.008	11.020	739,482	
Ethylbenzene	Toluene-d8 (IS)	13.133	13.151	141,457	
m-/p-Xylenes	Toluene-d8 (IS)	13.311	13.341	346,012	
o-Xylene	Toluene-d8 (IS)	13.798	13.809	131,424	

benzene-d6 (IS)

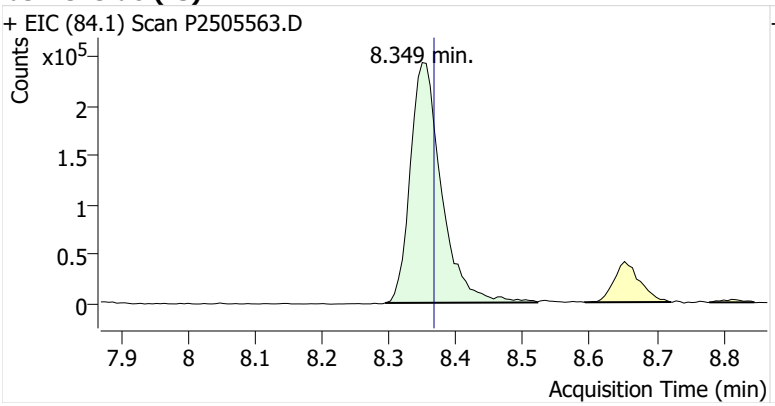

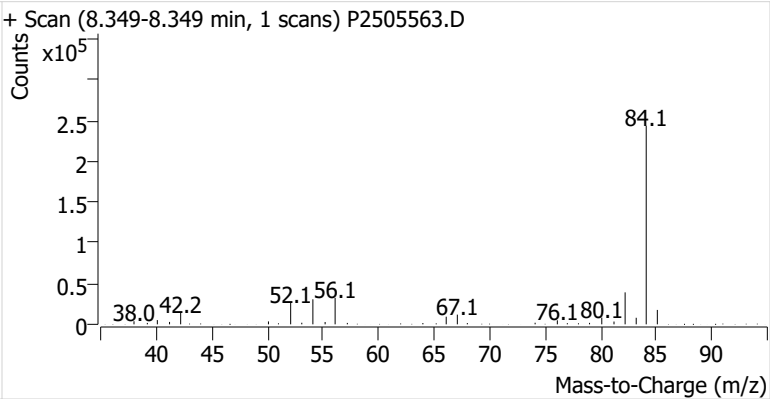

Benzene

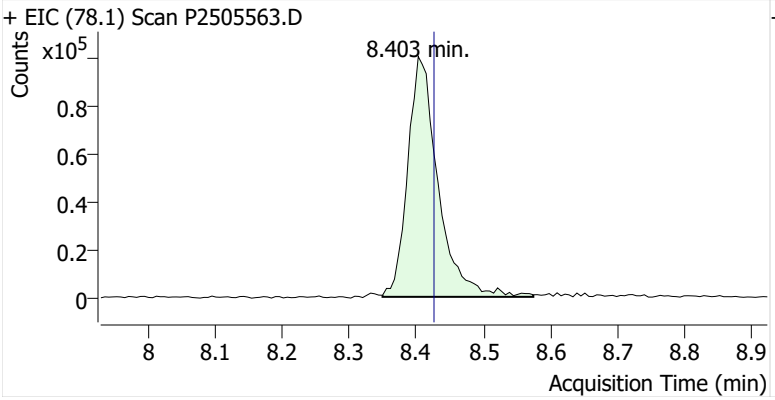

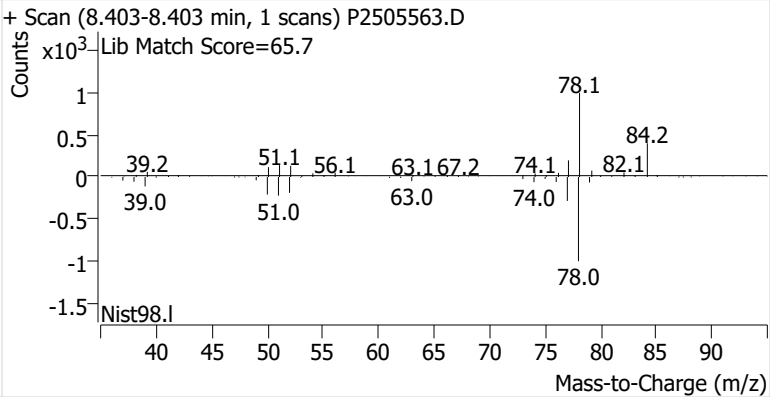

Toluene-d8 (IS)

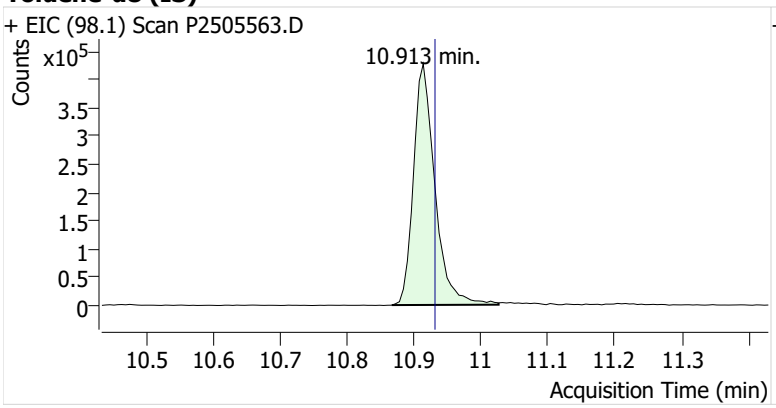

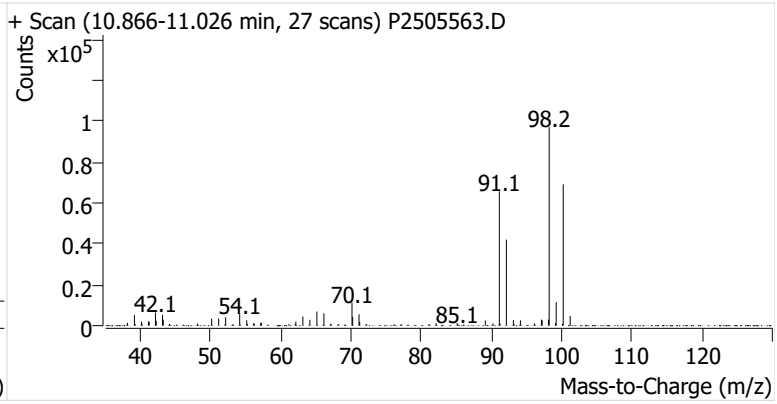

Toluene

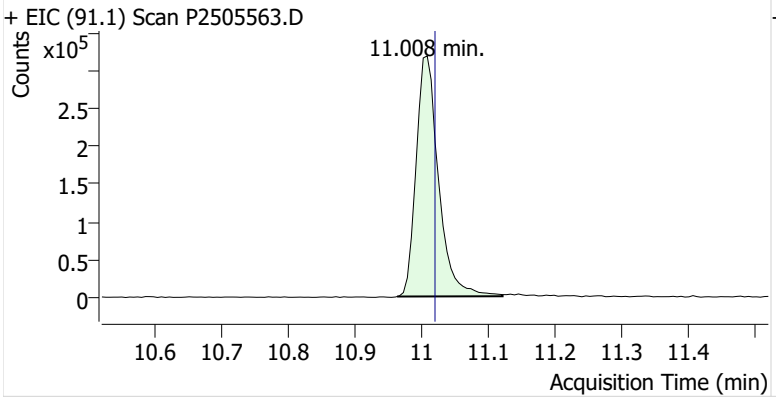

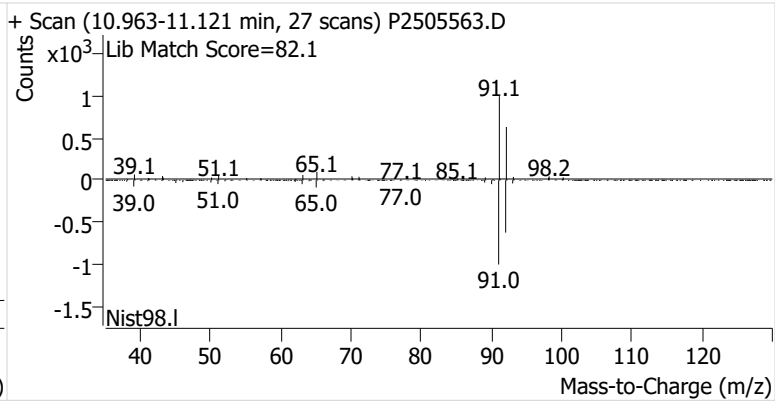

Ethylbenzene

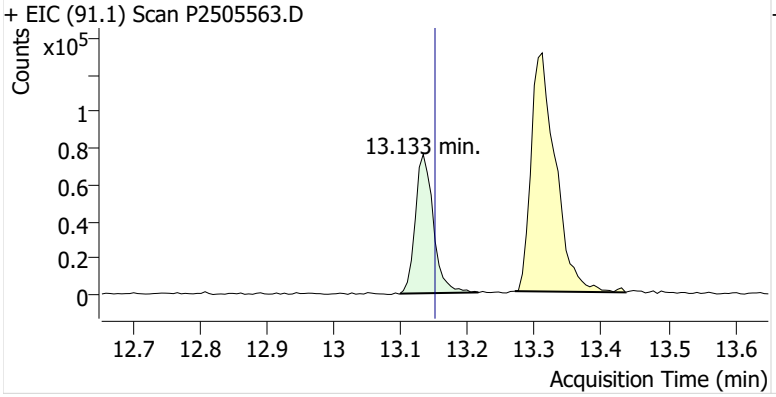

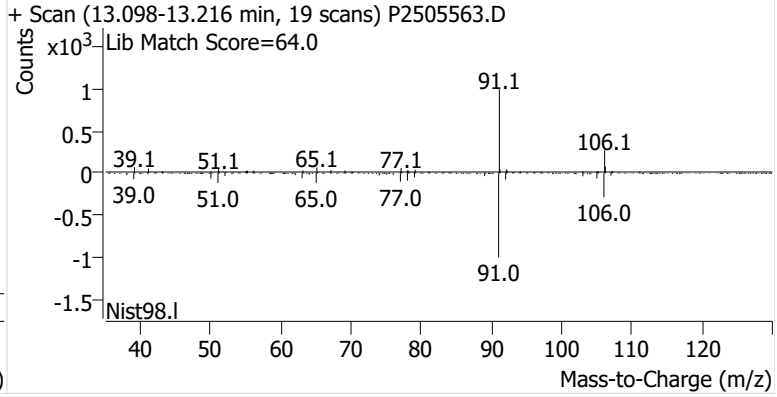

m-/p-Xylenes

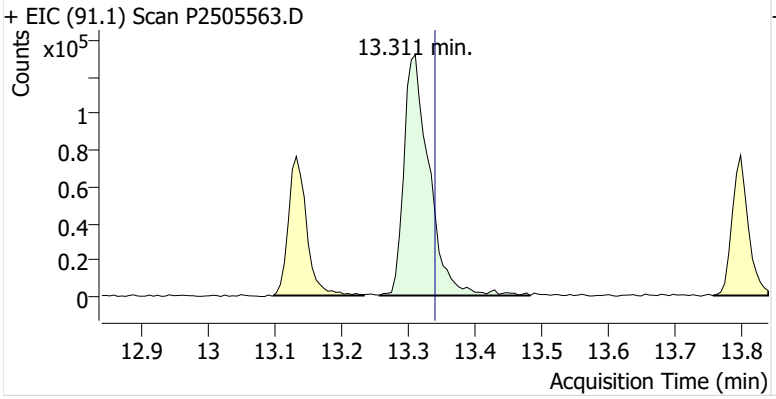

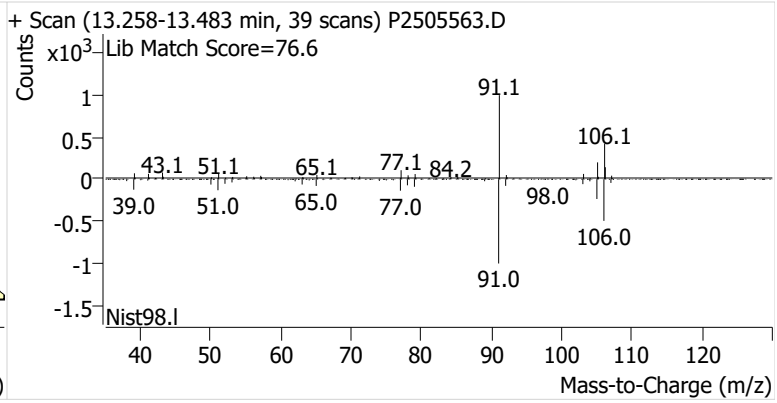

o-Xylene

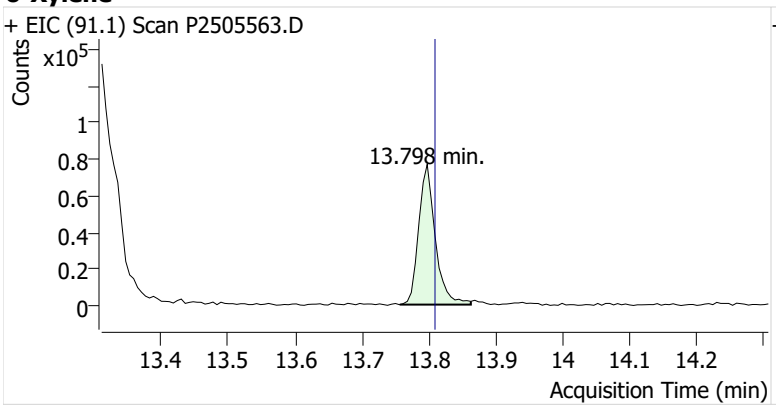
+ EIC (91.1) Scan P2505563.D
Counts
x10^5
1
0.8
0.6
0.4
0.2
0
13.798 min.
13.4
13.5
13.6
13.7
13.8
13.9
14
14.1
14.2
Acquisition Time (min)

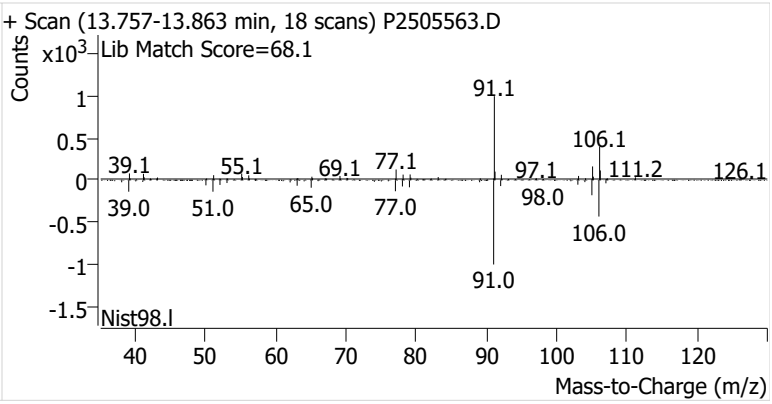
+ Scan (13.757-13.863 min, 18 scans) P2505563.D
Counts
x10^3
Lib Match Score=68.1
1
0.5
0
-0.5
-1
-1.5
91.1
106.1
39.1
55.1
69.1
77.1
97.1
111.2
126.1
39.0
51.0
65.0
77.0
98.0
106.0
91.0
Nist98.l
40
50
60
70
80
90
100
110
120
Mass-to-Charge (m/z)

Name	CGOSP-16-S-20250812
Comment	B52747
Data File	P2505564.D
Acq. Date-Time	9/3/2025 5:04:50 AM
Acq. Method File	M325B-TD35
Tube Sorbent	Carbopack X
Analyze Quant Version	12.1
Report Quant Version	12.1

Sample Chromatogram

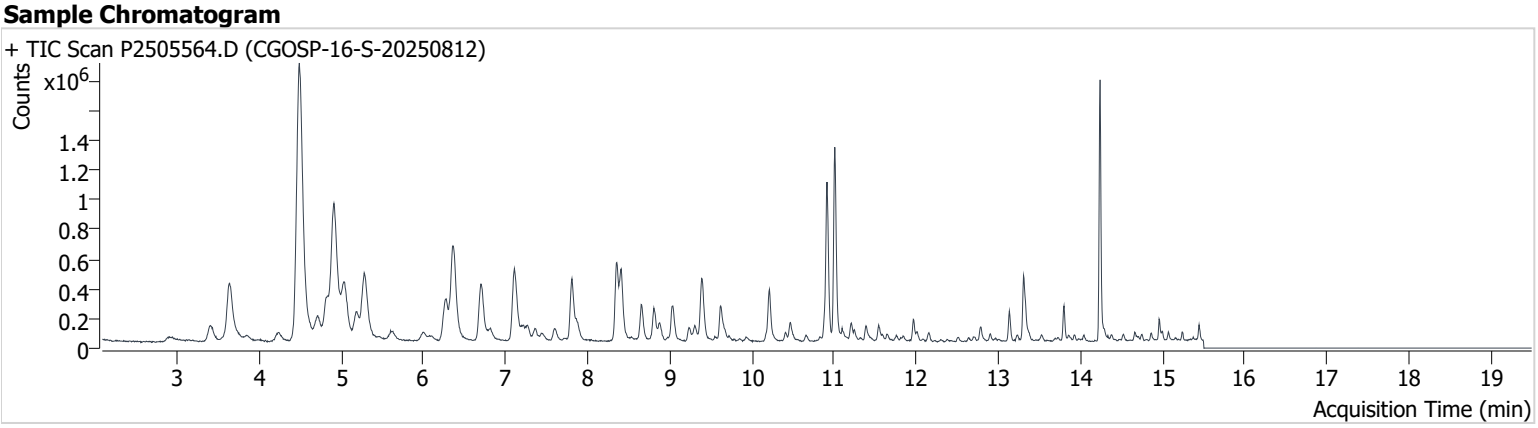

Name	ISTD	RT	ICAL RT	Resp.	Int. Flag
benzene-d6 (IS)		8.355	8.367	764,099	
Benzene	benzene-d6 (IS)	8.408	8.426	692,099	
Toluene-d8 (IS)		10.913	10.931	944,044	
Toluene	Toluene-d8 (IS)	11.008	11.020	1,152,277	
Ethylbenzene	Toluene-d8 (IS)	13.133	13.151	164,309	
m-/p-Xylenes	Toluene-d8 (IS)	13.305	13.341	414,233	
o-Xylene	Toluene-d8 (IS)	13.798	13.809	150,485	

benzene-d6 (IS)

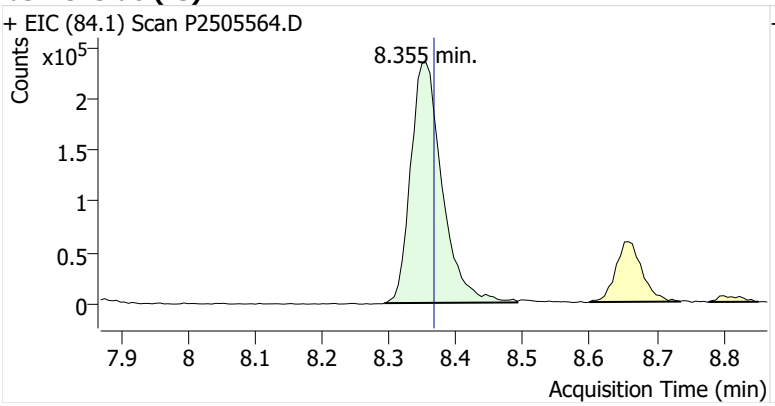

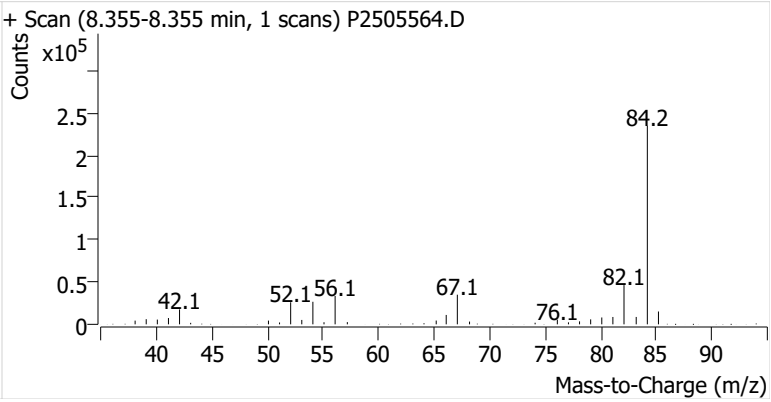

Benzene

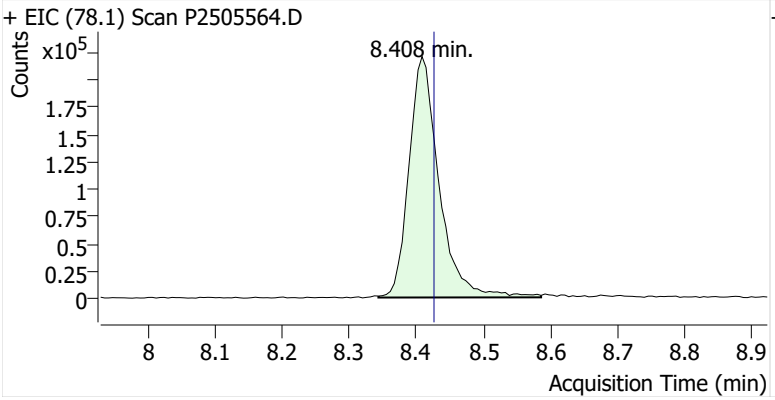

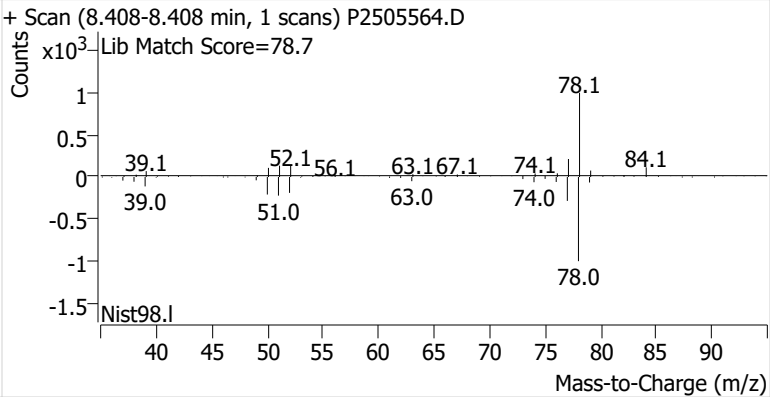

Toluene-d8 (IS)

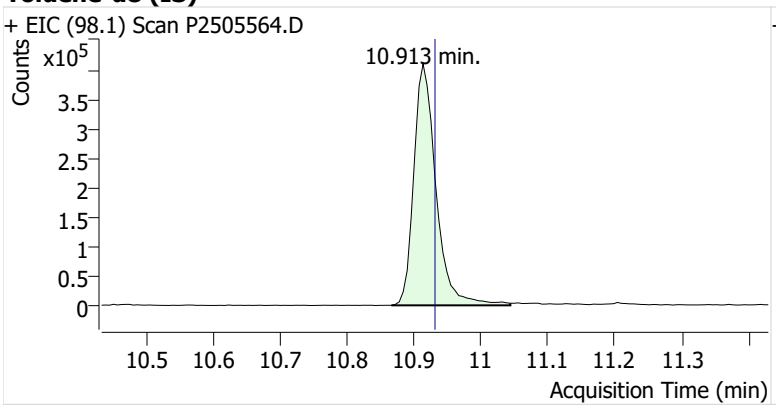

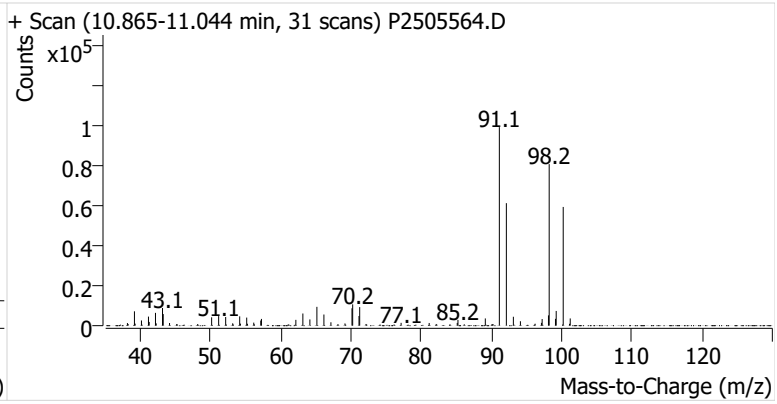

Toluene

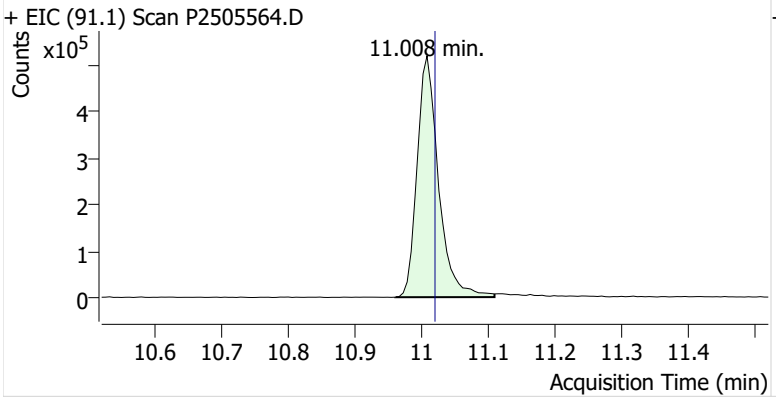

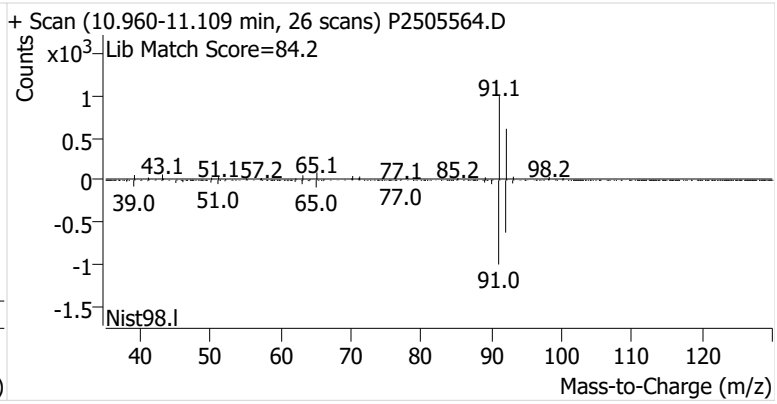

Ethylbenzene

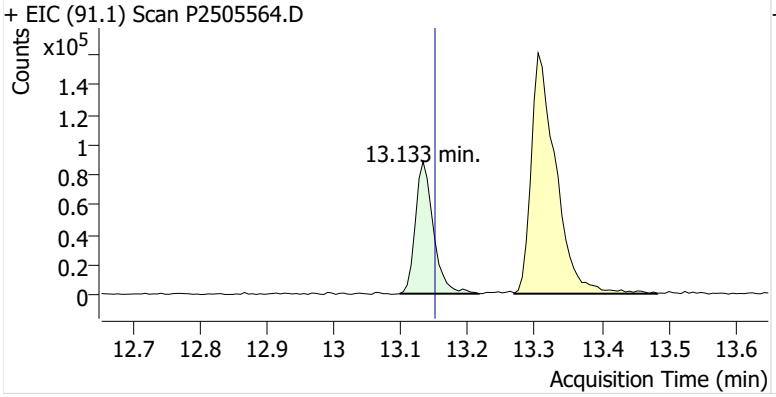

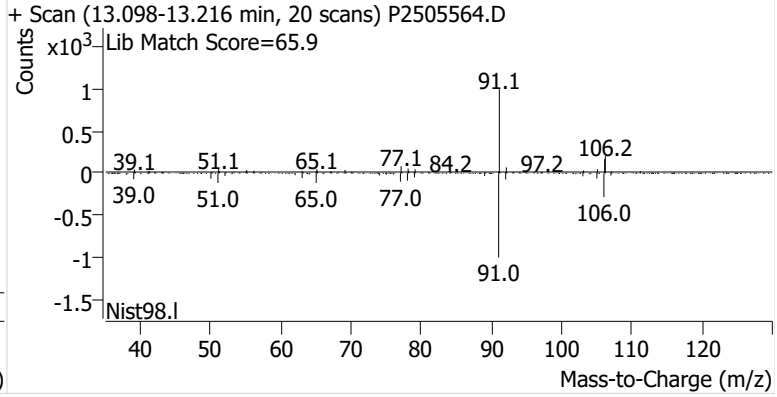

m-/p-Xylenes

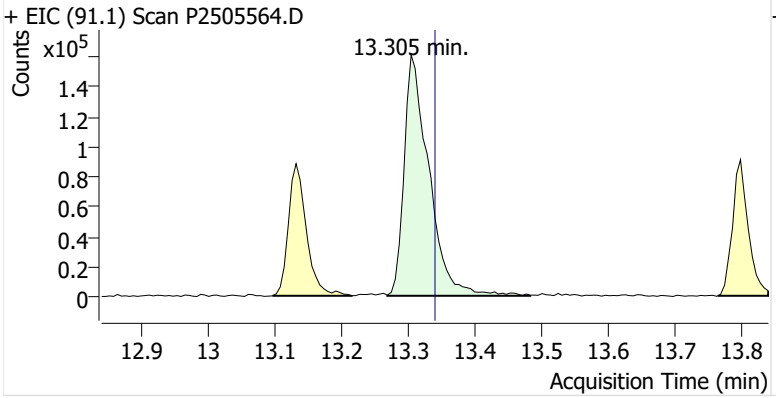

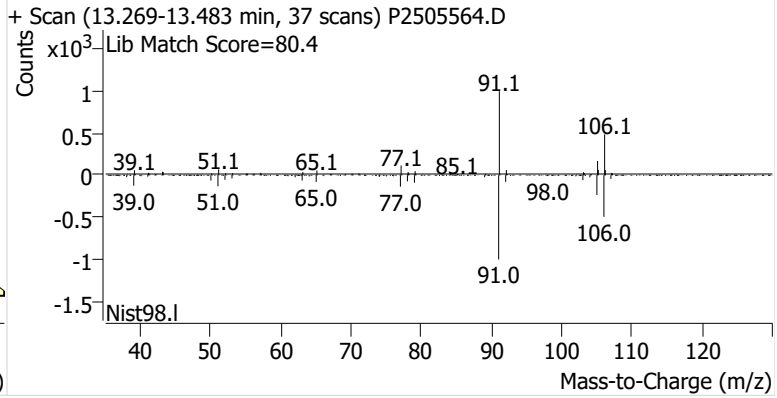

o-Xylene

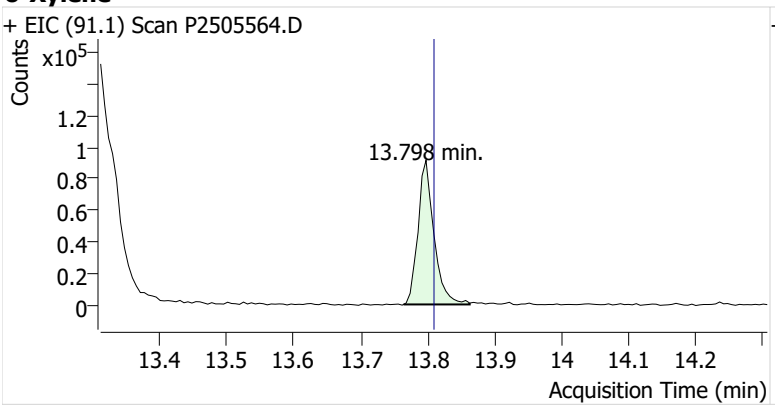
+ EIC (91.1) Scan P2505564.D
Counts
x10^5
1.2
1
0.8
0.6
0.4
0.2
0
13.798 min.
13.4
13.5
13.6
13.7
13.8
13.9
14
14.1
14.2
Acquisition Time (min)

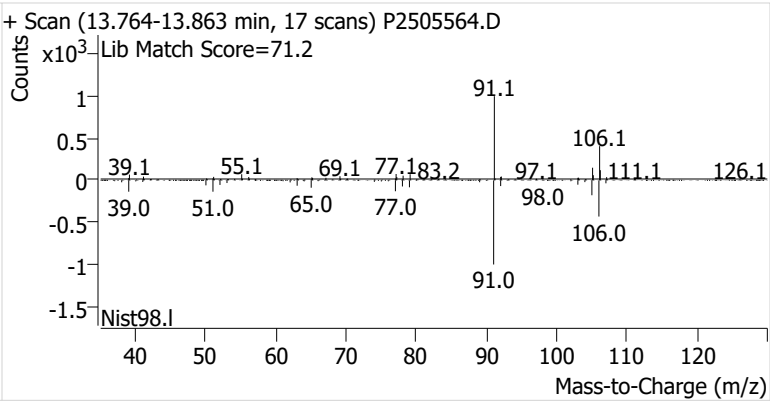
+ Scan (13.764-13.863 min, 17 scans) P2505564.D
Counts
x10^3
Lib Match Score=71.2
1
0.5
0
-0.5
-1
-1.5
91.1
106.1
39.1
55.1
69.1
77.1
83.2
97.1
111.1
126.1
39.0
51.0
65.0
77.0
98.0
106.0
91.0
Nist98.l
40
50
60
70
80
90
100
110
120
Mass-to-Charge (m/z)

Name	CGOSP-17-S-20250812
Comment	C43587
Data File	P2505565.D
Acq. Date-Time	9/3/2025 5:42:07 AM
Acq. Method File	M325B-TD35
Tube Sorbent	Carbopack X
Analyze Quant Version	12.1
Report Quant Version	12.1

Sample Chromatogram

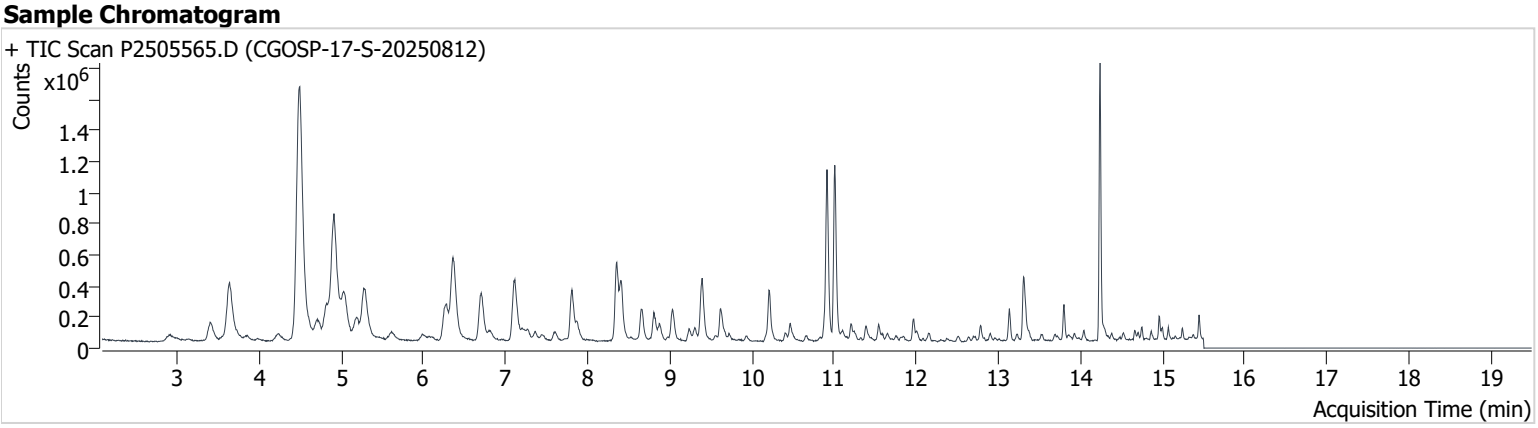

Name	ISTD	RT	ICAL RT	Resp.	Int. Flag
benzene-d6 (IS)		8.355	8.367	761,615	
Benzene	benzene-d6 (IS)	8.409	8.426	542,532	
Toluene-d8 (IS)		10.913	10.931	959,541	
Toluene	Toluene-d8 (IS)	11.008	11.020	994,013	
Ethylbenzene	Toluene-d8 (IS)	13.133	13.151	164,120	
m-/p-Xylenes	Toluene-d8 (IS)	13.305	13.341	384,003	
o-Xylene	Toluene-d8 (IS)	13.798	13.809	146,420	

benzene-d6 (IS)

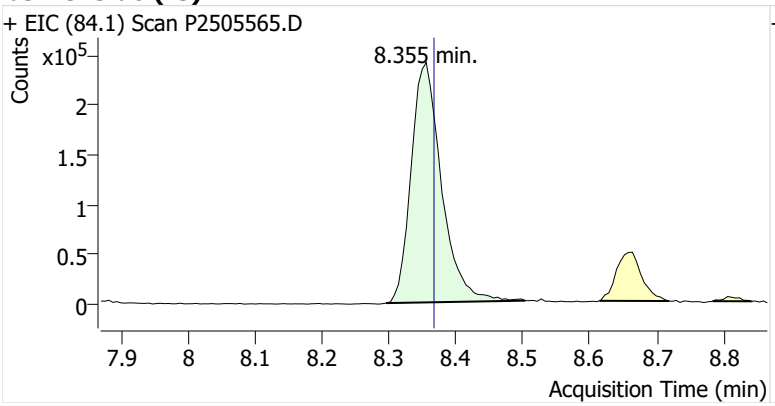

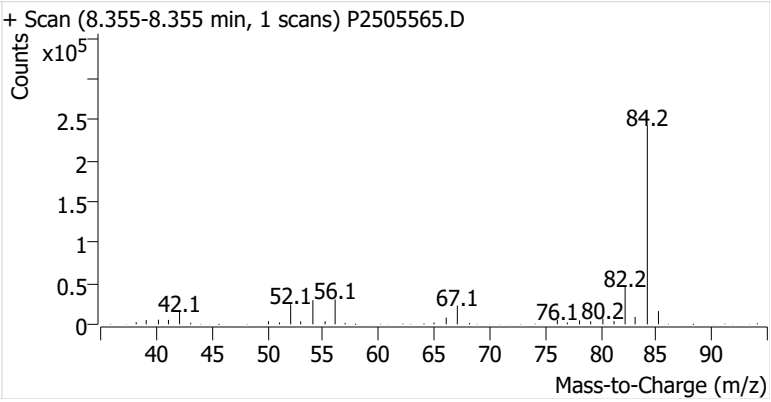

Benzene

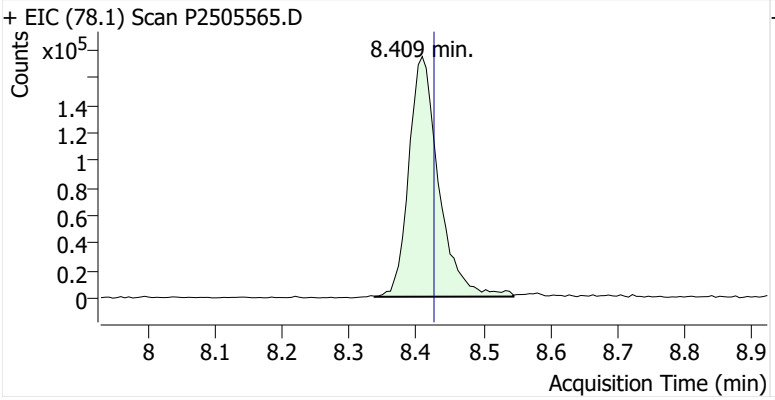

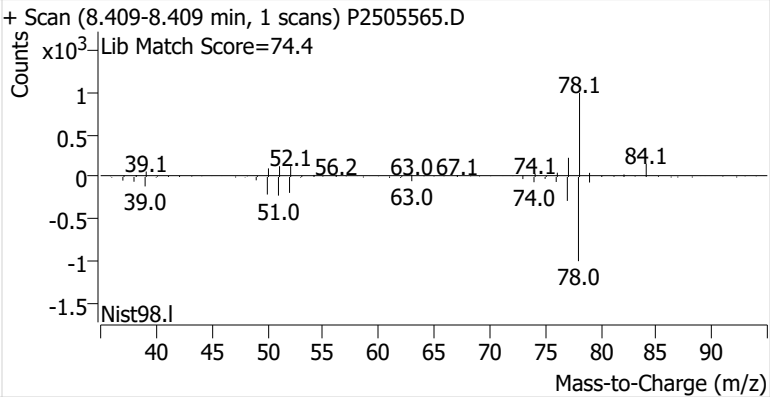

Toluene-d8 (IS)

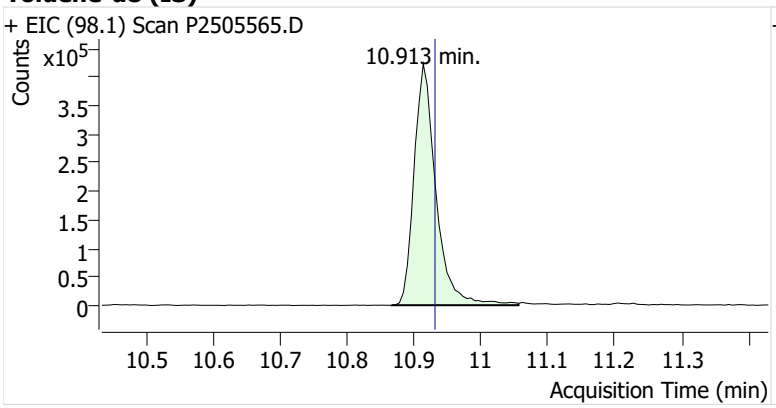

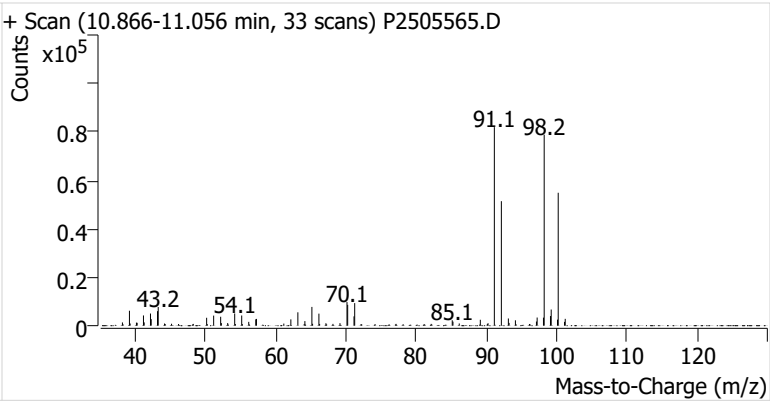

Toluene

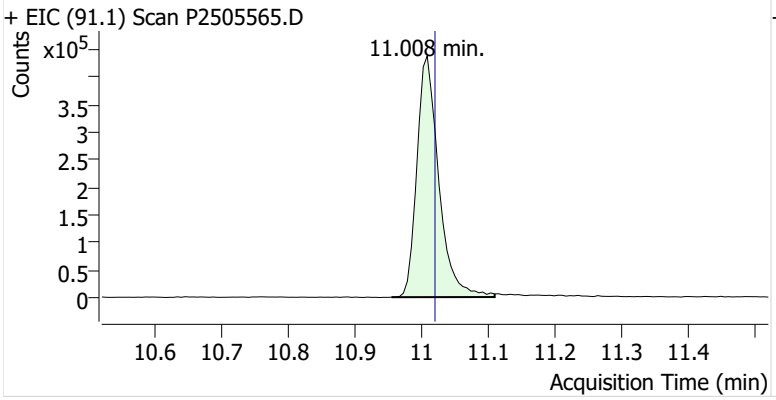

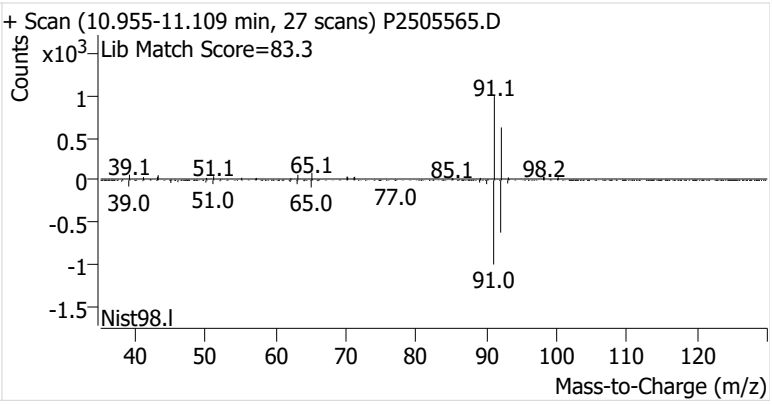

Ethylbenzene

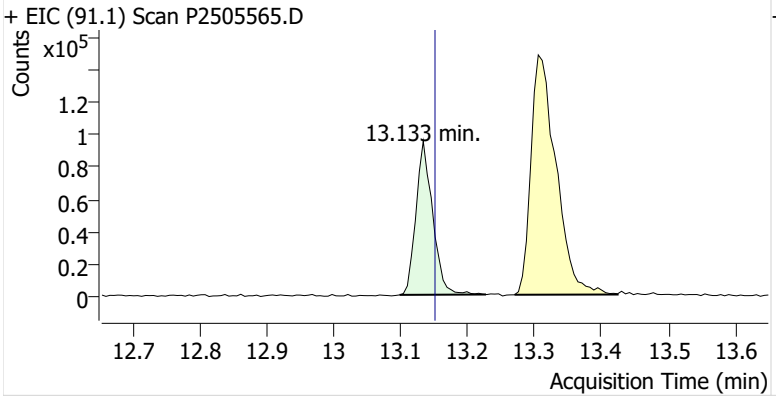

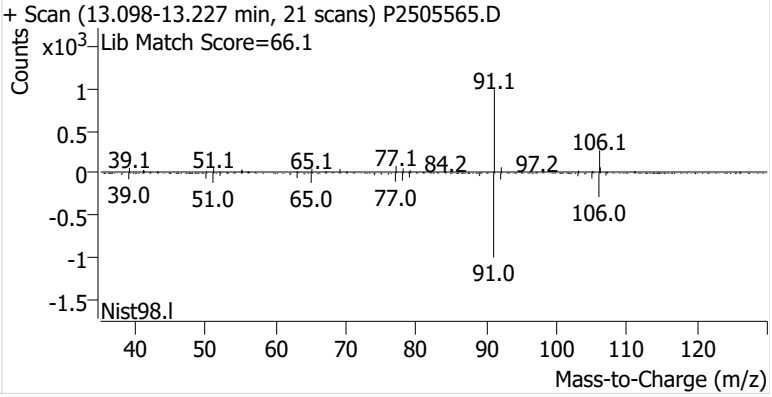

m-/p-Xylenes

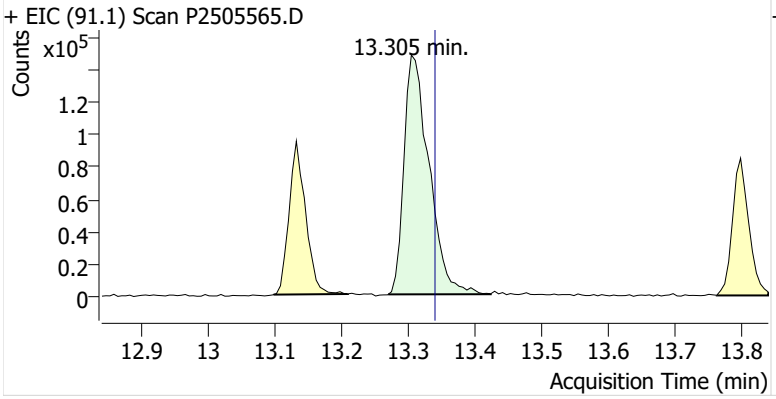

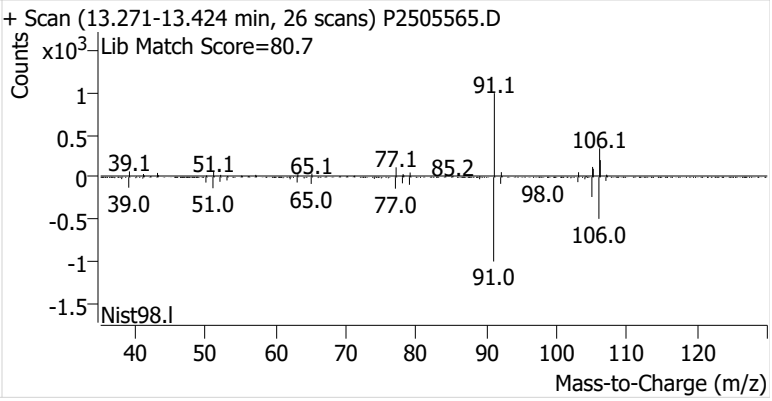

o-Xylene

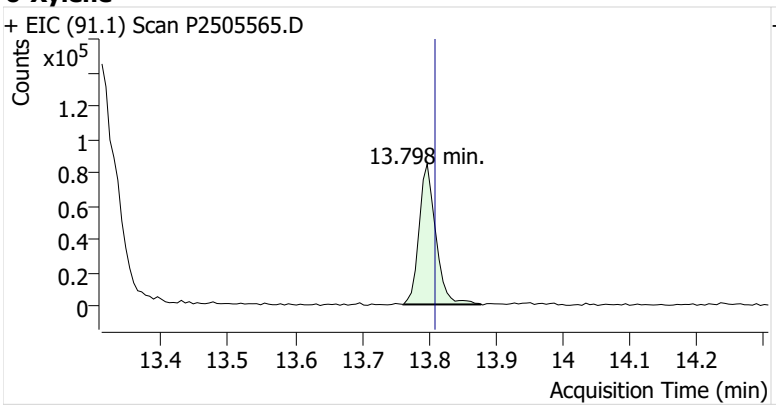
+ EIC (91.1) Scan P2505565.D
Counts
x10^5
1.2
1
0.8
0.6
0.4
0.2
0
13.798 min.
13.4
13.5
13.6
13.7
13.8
13.9
14
14.1
14.2
Acquisition Time (min)

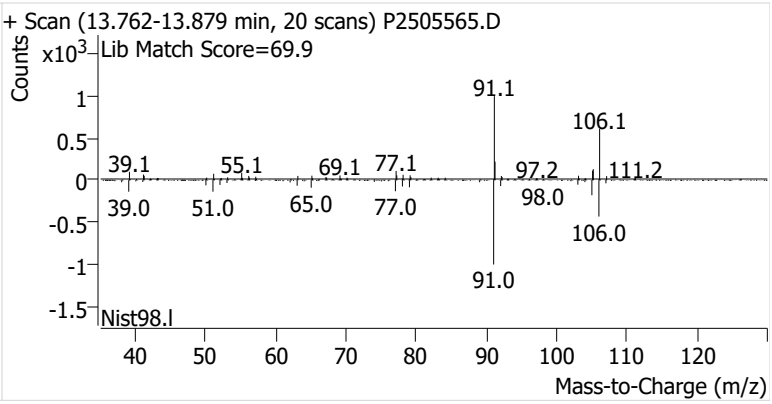
+ Scan (13.762-13.879 min, 20 scans) P2505565.D
Counts
x10^3
Lib Match Score=69.9
1
0.5
0
-0.5
-1
-1.5
91.1
106.1
39.1
55.1
69.1
77.1
97.2
111.2
39.0
51.0
65.0
77.0
98.0
106.0
91.0
Nist98.l
40
50
60
70
80
90
100
110
120
Mass-to-Charge (m/z)

Name	CGOSP-18-S-20250812
Comment	C55306
Data File	P2505566.D
Acq. Date-Time	9/3/2025 6:19:23 AM
Acq. Method File	M325B-TD35
Tube Sorbent	Carbopack X
Analyze Quant Version	12.1
Report Quant Version	12.1

Sample Chromatogram

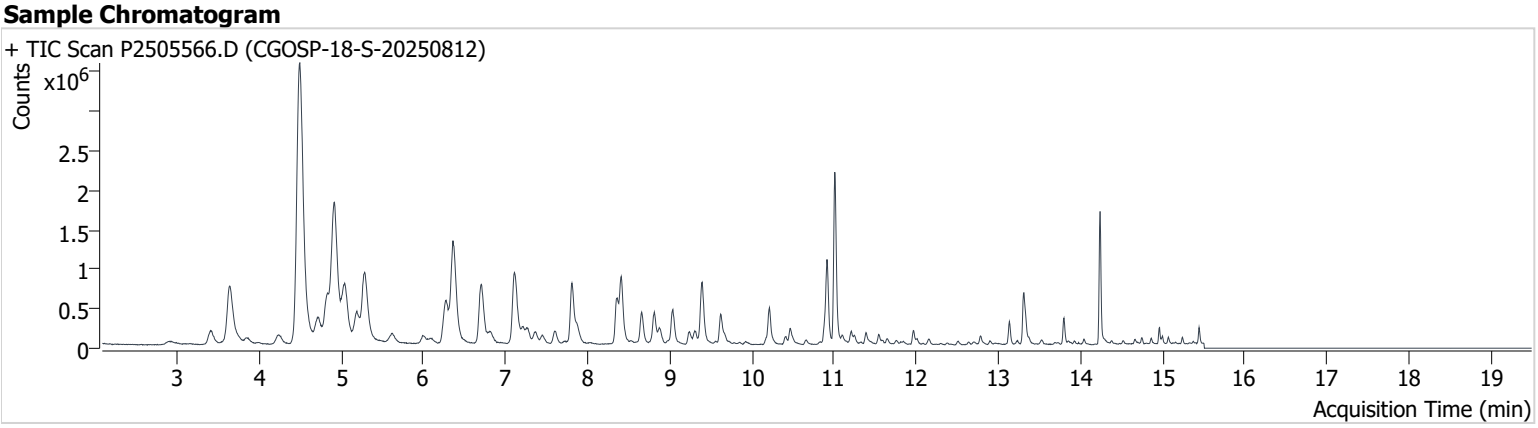

Name	ISTD	RT	ICAL RT	Resp.	Int. Flag
benzene-d6 (IS)		8.349	8.367	743,417	
Benzene	benzene-d6 (IS)	8.408	8.426	1,309,768	
Toluene-d8 (IS)		10.913	10.931	911,337	
Toluene	Toluene-d8 (IS)	11.008	11.020	1,928,984	
Ethylbenzene	Toluene-d8 (IS)	13.133	13.151	235,988	
m-/p-Xylenes	Toluene-d8 (IS)	13.311	13.341	615,161	
o-Xylene	Toluene-d8 (IS)	13.798	13.809	214,846	

benzene-d6 (IS)

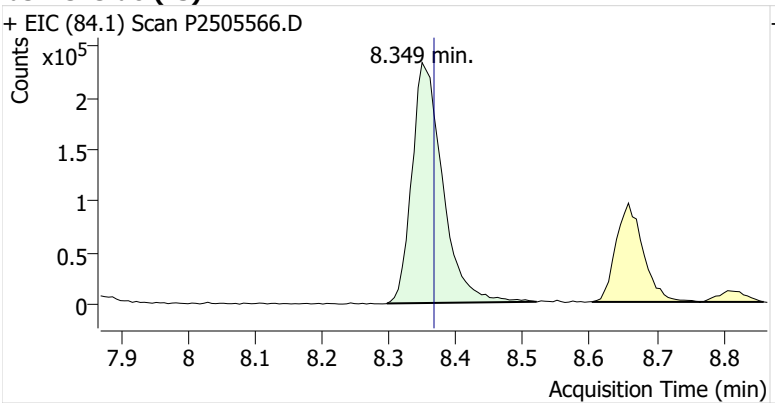

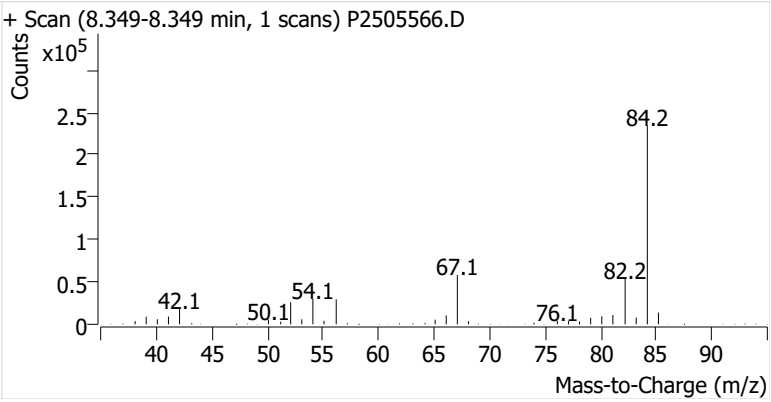

Benzene

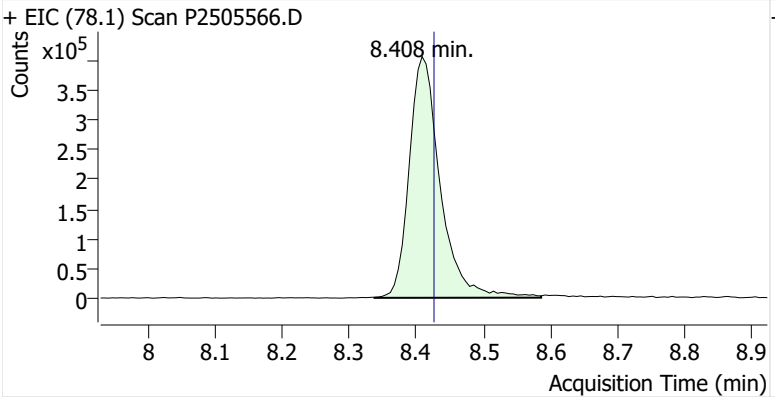

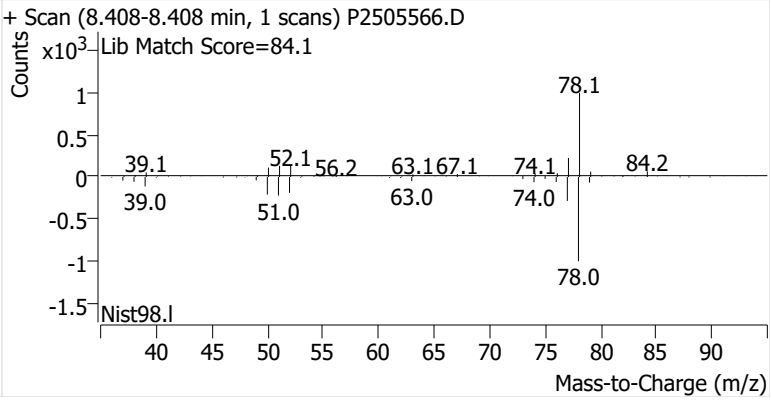

Toluene-d8 (IS)

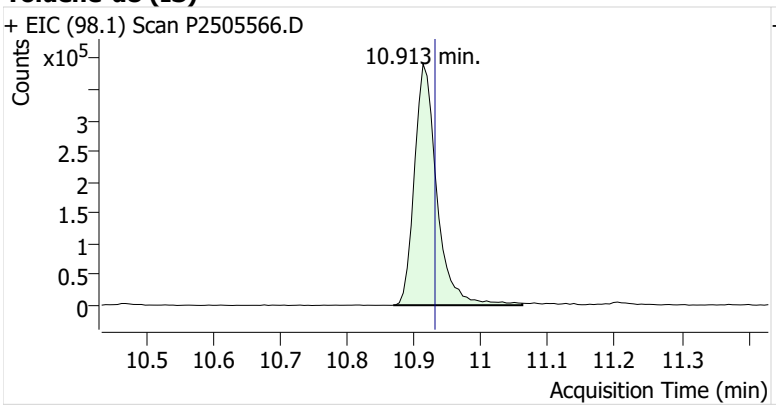

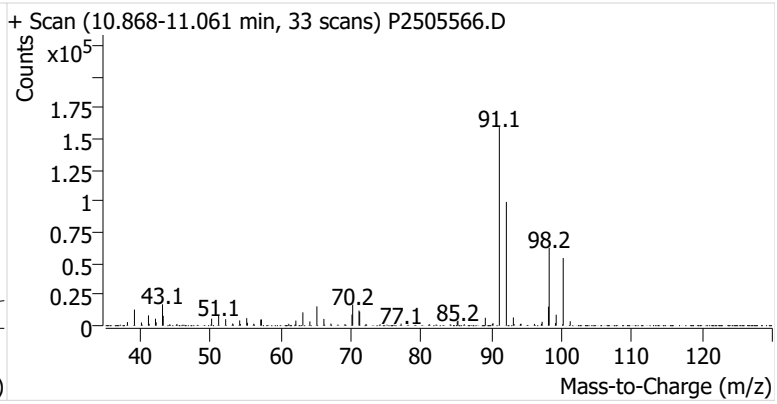

Toluene

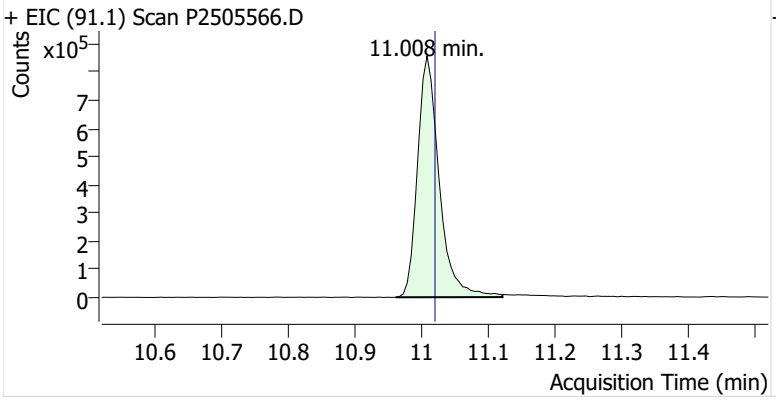

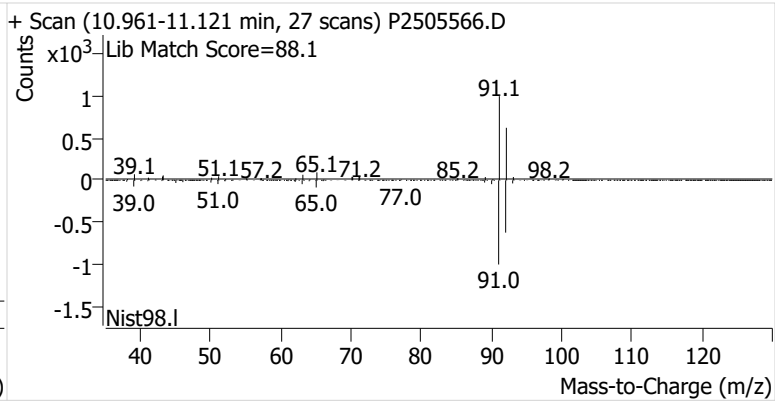

Ethylbenzene

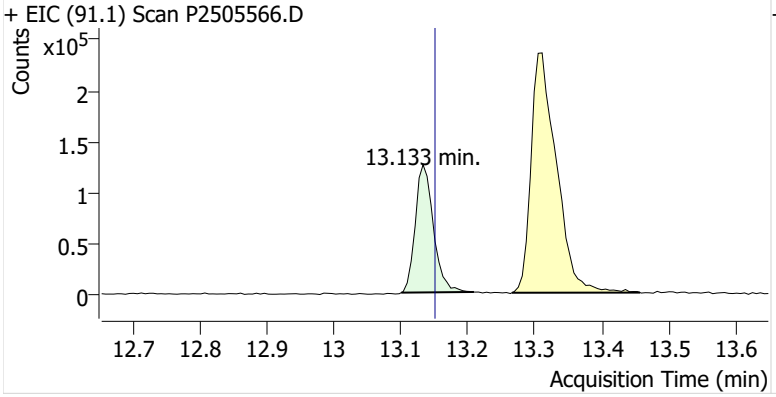

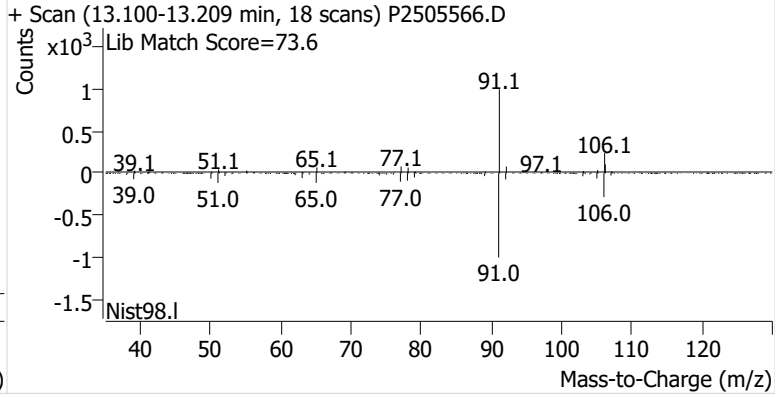

m-/p-Xylenes

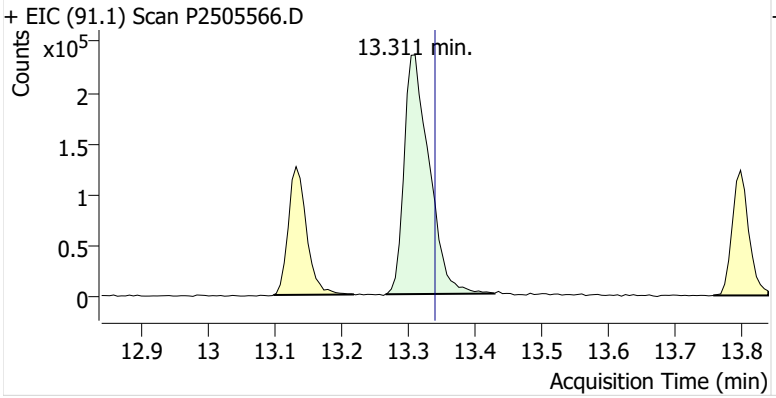

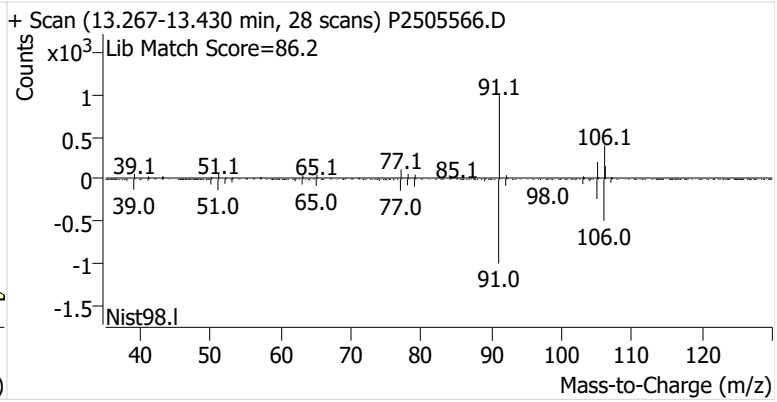

o-Xylene

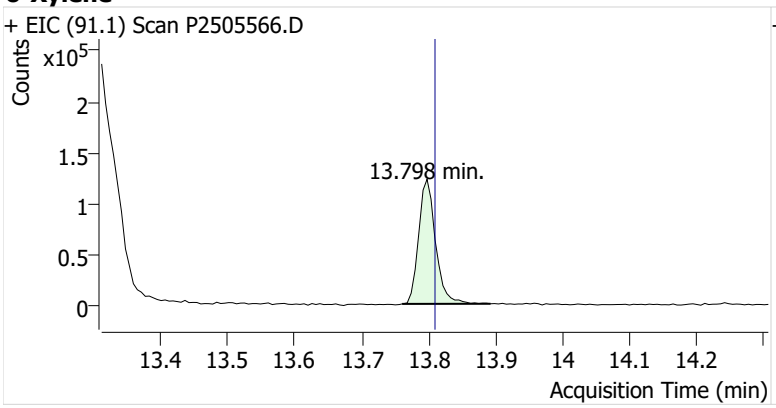
+ EIC (91.1) Scan P2505566.D
Counts
x10^5
2
1.5
1
0.5
0
13.798 min.
13.4
13.5
13.6
13.7
13.8
13.9
14
14.1
14.2
Acquisition Time (min)

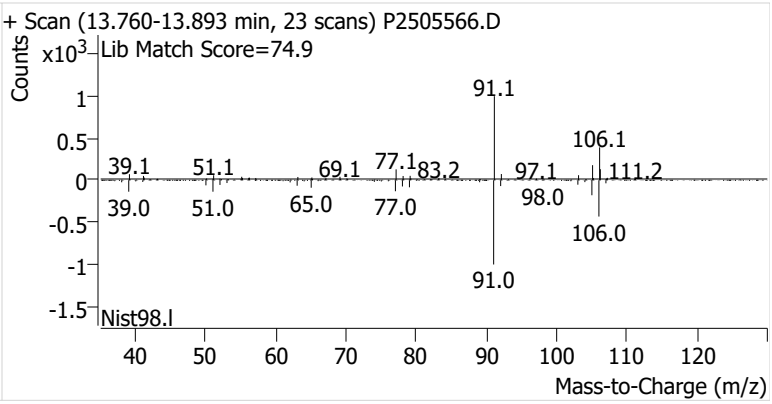
+ Scan (13.760-13.893 min, 23 scans) P2505566.D
Counts
x10^3
Lib Match Score=74.9
1
0.5
0
-0.5
-1
-1.5
91.1
106.1
39.1
51.1
69.1
77.1
83.2
97.1
111.2
39.0
51.0
65.0
77.0
98.0
106.0
91.0
Nist98.l
40
50
60
70
80
90
100
110
120
Mass-to-Charge (m/z)

Initial Calibration

Enthalpy Analytical

Company: Montrose Air Quality Services, LLC - New Jersey
Job No.: 2025FP305-1 EPA Method 325B Analysis
Client No.: PROJ-050158 Site: CITGO - South Portland Terminal

Calibration Curves

Method	Compound	Level	Cal File	Amount (ng)	Area	ISTD Amt (ng)	ISTD Area	RRF	Dev
P041125A_CC252679_R1_QT_CC185154	Benzene	1	P2502258.D	4.96	47440	90.3	798559	1.081	0.21
P041125A_CC252679_R1_QT_CC185154	Benzene	2	P2502259.D	9.92	81580	90.3	784474	0.946	0.056
P041125A_CC252679_R1_QT_CC185154	Benzene	3	P2502260.D	19.85	154990	90.3	766291	0.920	0.027
P041125A_CC252679_R1_QT_CC185154	Benzene	4	P2502261.D	39.70	307006	90.3	776135	0.900	0.0043
P041125A_CC252679_R1_QT_CC185154	Benzene	5	P2502262.D	99.25	682063	90.3	768529	0.807	-0.099
P041125A_CC252679_R1_QT_CC185154	Benzene	6	P2502263.D	198.49	1383026	90.3	766391	0.821	-0.084
P041125A_CC252679_R1_QT_CC185154	Benzene	7	P2502264.D	595.47	3847989	90.3	733331	0.796	-0.11
P041125A_CC252679_R1_QT_CC185154	Benzene	QT		120.51		90.3			
						Avg:	770530	0.896	
						%RSD:	2.6%	11.2%	
P041125A_CC252679_R1_QT_CC185154	Toluene	1	P2502258.D	5.37	53462	105.3	981002	1.069	0.21
P041125A_CC252679_R1_QT_CC185154	Toluene	2	P2502259.D	10.73	93718	105.3	977723	0.940	0.061
P041125A_CC252679_R1_QT_CC185154	Toluene	3	P2502260.D	21.46	177517	105.3	952641	0.914	0.031
P041125A_CC252679_R1_QT_CC185154	Toluene	4	P2502261.D	42.92	366700	105.3	958584	0.938	0.058
P041125A_CC252679_R1_QT_CC185154	Toluene	5	P2502262.D	107.31	751020	105.3	937774	0.786	-0.11
P041125A_CC252679_R1_QT_CC185154	Toluene	6	P2502263.D	214.62	1544431	105.3	950212	0.797	-0.1
P041125A_CC252679_R1_QT_CC185154	Toluene	7	P2502264.D	643.86	4297415	105.3	923104	0.761	-0.14
P041125A_CC252679_R1_QT_CC185154	Toluene	QT		105.84		105.3			
						Avg:	954434	0.887	
						%RSD:	2.2%	12.5%	
P041125A_CC252679_R1_QT_CC185154	Ethylbenzene	1	P2502258.D	5.16	56966	105.3	981002	1.185	0.15
P041125A_CC252679_R1_QT_CC185154	Ethylbenzene	2	P2502259.D	10.32	108870	105.3	977723	1.137	0.1
P041125A_CC252679_R1_QT_CC185154	Ethylbenzene	3	P2502260.D	20.63	213920	105.3	952641	1.146	0.11
P041125A_CC252679_R1_QT_CC185154	Ethylbenzene	4	P2502261.D	41.26	422263	105.3	958584	1.124	0.088
P041125A_CC252679_R1_QT_CC185154	Ethylbenzene	5	P2502262.D	103.15	801782	105.3	937774	0.873	-0.16
P041125A_CC252679_R1_QT_CC185154	Ethylbenzene	6	P2502263.D	206.30	1736097	105.3	950212	0.932	-0.098
P041125A_CC252679_R1_QT_CC185154	Ethylbenzene	7	P2502264.D	618.90	4543663	105.3	923104	0.837	-0.19
P041125A_CC252679_R1_QT_CC185154	Ethylbenzene	QT		110.01		105.3			
						Avg:	954434	1.034	
						%RSD:	2.2%	14.2%	

Enthalpy Analytical

Company: Montrose Air Quality Services, LLC - New Jersey
Job No.: 2025FP305-1 EPA Method 325B Analysis
Client No.: PROJ-050158 Site: CITGO - South Portland Terminal

Calibration Curves

Method	Compound	Level	Cal File	Amount (ng)	Area	ISTD Amt (ng)	ISTD Area	RRF	Dev
P041125A_CC252679_R1_QT_CC185154	m-/p-Xylenes	1	P2502258.D	4.87	38899	105.3	981002	0.857	0.083
P041125A_CC252679_R1_QT_CC185154	m-/p-Xylenes	2	P2502259.D	9.74	73807	105.3	977723	0.816	0.03
P041125A_CC252679_R1_QT_CC185154	m-/p-Xylenes	3	P2502260.D	19.48	153415	105.3	952641	0.870	0.099
P041125A_CC252679_R1_QT_CC185154	m-/p-Xylenes	4	P2502261.D	38.97	310930	105.3	958584	0.876	0.11
P041125A_CC252679_R1_QT_CC185154	m-/p-Xylenes	5	P2502262.D	97.42	591523	105.3	937774	0.682	-0.14
P041125A_CC252679_R1_QT_CC185154	m-/p-Xylenes	6	P2502263.D	194.84	1339681	105.3	950212	0.762	-0.038
P041125A_CC252679_R1_QT_CC185154	m-/p-Xylenes	7	P2502264.D	584.52	3480142	105.3	923104	0.679	-0.14
P041125A_CC252679_R1_QT_CC185154	m-/p-Xylenes	QT		123.29		105.3			
						Avg:	954434	0.792	
						%RSD:	2.2%	10.8%	
P041125A_CC252679_R1_QT_CC185154	o-Xylene	1	P2502258.D	5.08	44039	105.3	981002	0.930	0.12
P041125A_CC252679_R1_QT_CC185154	o-Xylene	2	P2502259.D	10.16	84765	105.3	977723	0.898	0.078
P041125A_CC252679_R1_QT_CC185154	o-Xylene	3	P2502260.D	20.32	174712	105.3	952641	0.950	0.14
P041125A_CC252679_R1_QT_CC185154	o-Xylene	4	P2502261.D	40.64	330869	105.3	958584	0.894	0.073
P041125A_CC252679_R1_QT_CC185154	o-Xylene	5	P2502262.D	101.61	648711	105.3	937774	0.717	-0.14
P041125A_CC252679_R1_QT_CC185154	o-Xylene	6	P2502263.D	203.21	1413541	105.3	950212	0.771	-0.075
P041125A_CC252679_R1_QT_CC185154	o-Xylene	7	P2502264.D	609.64	3599376	105.3	923104	0.673	-0.19
P041125A_CC252679_R1_QT_CC185154	o-Xylene	QT		114.65		105.3			
						Avg:	954434	0.833	
						%RSD:	2.2%	13.3%	

Calibration Curves

Method	Compound	Level	Cal File	Amount (ng)	Area	ISTD Amt (ng)	ISTD Area	RRF	Dev
P041125A_CC252679_R1_QT_CC185154	Benzene	ICV	P2502265.D	64.22	465786	90.3	753743	0.869	-3.0%
P041125A_CC252679_R1_QT_CC185154	Toluene	ICV	P2502265.D	76.59	610878	105.3	957560	0.877	-1.1%
P041125A_CC252679_R1_QT_CC185154	Ethylbenzene	ICV	P2502265.D	86.22	753297	105.3	957560	0.961	-7.1%
P041125A_CC252679_R1_QT_CC185154	m-/p-Xylenes	ICV	P2502265.D	89.75	613496	105.3	957560	0.752	-5.1%
P041125A_CC252679_R1_QT_CC185154	o-Xylene	ICV	P2502265.D	88.34	625434	105.3	957560	0.778	-6.6%

M325B PDF Report ver.20250822

Sample Custody

ENTHALPY
ANALYTICAL

2025FP305

ENTHALPY

EPA Method 325 A/B
Field Test Data Sheet and Chain of Custody Record

Page #1 of #1

☐ Standard Turn Around Time (10 business days)
☐ Rush Turn Around Time
• All TATs Subject to Approval by Enthalpy Analytical, Inc.
• Unless otherwise specified, sample tubes will be conditioned for re-use 3 business days after submission of results

Site Name:	Citgo South Portland	Client Name:	Montrose AVR
Site Address:	102 Mechanic Street	Project Number:	#031602
City:	South Portland	Project Manager:	Haig Brocho
State	Maine	Email Address:	haigbrocho@Montrose-env.com
Zip:	04106	Telephone #:	207.441.0025

PO#:
Sample Event #
Sorbent:

Location		Sample ID (Tube ID)	Sample, Blank or Duplicate	Start Date	Start Time	Stop Date	Stop Time	Deployed/ Collected by	Ave. Pressure (inHg)	Avg. Ambient Temp. (°F)
1	B	20292	S	8/12/25	930	8/26/25	910	HFB		
2	B	35493	S		940		920			
3	B	50900	S		955		935			
3	C	59920	D		955		935			
3	C	43297	B		955		935			
4	C	01564	S		1005		945			
5	B	43842	S		1015		955			
6	B	50665	S		1025		1005			
7	C	60293	S		1035		1015			
8	B	48130	S		1045		1025			
9	C	40695	S		1100		1040			
9	C	01612	D		1100		1040			
9	B	50605	B		1100		1040			
10	C	35730	S		1110		1050			
11	C	57715	S		1120		1100			
12	C	57814	S		1130		1110			
13	C	40692	S		1140		1120			
14	B	46813	S		1150		1130			
15	C	57173	S		1200		1140			
16	B	52747	S		1210		1150			
17	C	43587	S		1220		1200			
18	C	55306	S	8/12/25	1230	8/26/25	1210	HFB		

Relinquished By (printed):	Relinquished By (signature):	Relinquished Date:	Relinquished Time:
Haig Brocho		8/26/2025	1720
Recieved By (printed):	**Recieved By (signature):**	**Receipt Date:**	**Receipt Time:**
Kaitlyn Caminiti	Kaitlyn Caminiti	9/2/2025	9:15 AM

Sample Condition Upon Receipt:	Compound List:	Custody Seal intact? Y/N:	Delivery tracking #
Good		Y	
Ice Temp: / Blank Temp: 21.6 Fluke 4		Add Custody Seal # below: 24609063	

Comments:

This Is The Last Page Of This Report.

ENTHALPY
ANALYTICAL

CITGO – South Portland Terminal

102 Mechanic St.
South Portland, ME 04106

Sampling Event 35 CITGO - South Portland Terminal

Client Project# PROJ-050158
Samples Received: 9/25/2025

Analytical Report
2025FP306

EPA Method 325B Analysis

Report Issue Date: 10/2/2025

I certify that to the best of my knowledge all analytical data presented in this report have been checked for completeness, accuracy, errors and legibility in addition to having been conducted in accordance with approved protocol, and that all deviations and analytical problems are summarized in the appropriate narrative(s). This report shall not be reproduced except in full without approval of the laboratory. This will provide assurance that parts of the report are not taken out of context.

Amendment(s):

Signature:

Matt Cavanaugh
Matthew.Cavanaugh@enthalpy.com / www.enthalpy.com
O: (919) 850-4392
Enthalpy Analytical
800 Capitola Drive Suite 1 Durham, NC 27713

Table of Contents

Case Narrative . . . 3
Results . . . 6
    Summary of Results . . . 7
    Detailed Results . . . 8
QC Data . . . 12
Chromatograms . . . 15
Initial Calibration . . . 85
Sample Custody . . . 88
    Chain of Custody . . . 89

Narrative Summary

ENTHALPY
ANALYTICAL

Enthalpy Analytical Narrative Summary

Company	Montrose Air Quality Services, LLC - New Jersey
Job No.	2025FP306-1
Client ID.	PROJ-050158 Site: CITGO - South Portland Terminal

1. Custody

The samples were received at Enthalpy Analytical on September 25, 2025 at 21.6 °C. The samples were received in good condition. Prior to, during, and after analysis, the samples were kept under lock with access only to authorized personnel by Enthalpy Analytical, LLC

Table 1 - Sample Inventory

Sample ID	Tube ID	Sample Type
CGOSP-1-S-20250826	C60301	Sample
CGOSP-2-S-20250826	C56787	Sample
CGOSP-3-S-20250826	C39228	Sample
CGOSP-3-D-20250826	C55438	Duplicate
CGOSP-3-B-20250826	C55681	Blank
CGOSP-4-S-20250826	B50574	Sample
CGOSP-5-S-20250826	B46929	Sample
CGOSP-6-S-20250826	B17557	Sample
CGOSP-7-S-20250826	C00581	Sample
CGOSP-8-S-20250826	C55454	Sample
CGOSP-9-S-20250826	C40547	Sample
CGOSP-9-D-20250826	C57536	Duplicate
CGOSP-9-B-20250826	B14168	Blank
CGOSP-10-S-20250826	C61650	Sample
CGOSP-11-S-20250826	B48626	Sample
CGOSP-12-S-20250826	B20256	Sample
CGOSP-13-S-20250826	C43585	Sample
CGOSP-14-S-20250826	B46953	Sample
CGOSP-15-S-20250826	C32839	Sample
CGOSP-16-S-20250826	C57095	Sample
CGOSP-17-S-20250826	C00774	Sample
CGOSP-18-S-20250826	C38878	Sample

2. Analysis

The samples were analyzed for Benzene, Toluene, Ethylbenzene, m-/p-Xylenes, and o-Xylene using EPA Method 325B – Volatile Organic Compounds from Fugitive and Area Sources by Thermal Desorption and GC/MS. A copy of the acquisition method M325B-MTD is not included in this report but may be available upon request.

The sample tube media used for this sampling period was CarbopackX. All calibration standards and laboratory QC were prepared using the same media.

Enthalpy Analytical Narrative Summary

Company Job No. Client ID.	Montrose Air Quality Services, LLC - New Jersey 2025FP306-1 PROJ-050158 Site: CITGO - South Portland Terminal

3. Calibration

All BFB tune criteria have been met for this analysis.

The initial calibration (M082025A_CC185154) met all 30% RSD criteria. The initial calibration verification met 30% difference criteria. The continuing calibration verifications met 30% difference criteria. The initial and continuing calibration raw data are not included in this report but are available upon request.

5. QC Notes

All quality control criteria required by the method and/or the laboratory SOP have been met unless noted otherwise below.

6. Reporting Notes

CGOSP-18-S-20250826 (tube ID C38878) was noted on the COC as received without a brass caps attached to the sampling end of the tube. Uncapped tubes are subjected to potential sources of contamination during shipping. This sample has been flagged “Fe” to denote a field sampling error.

All tubes used for this sampling period met the method criteria for number of uses; no tube exceeded 50 field uses.

As specified in EPA Method 325B, the response factor of the daily continuing calibration standard was used to quantitate all field samples and blanks.

All samples were reported as amount in ng catch, and concentration in ug/m³ and ppbv.

The results presented in this report are representative of the samples as provided to the laboratory. These analyses met the requirements of the TNI Standard. Any deviations from the requirements of the reference method or TNI Standard have been stated above.

Enthalpy Analytical, located at 800 Capitola Drive, Suite 1, Durham NC, 27713 is accredited by the Louisiana Department of Environmental Quality (LDEQ) for EPA Method 325B for all analytes included in this report under **Certificate Number 04010**.

Results

Enthalpy Analytical

Company: Montrose Air Quality Services, LLC - New Jersey
Job No.: 2025FP306-1 EPA Method 325B Analysis
Client No.: PROJ-050158 Site: CITGO - South Portland Terminal

Summary

Sample Code	Tube ID	Benzene		Toluene		Ethylbenzene		m-/p-Xylenes		o-Xylene	
		(ug/m³)	Flag	(ug/m³)	Flag	(ug/m³)	Flag	(ug/m³)	Flag	(ug/m³)	Flag
CGOSP-1-S-20250826	C60301	4.11		10.5		1.93		6.45		2.38	
CGOSP-2-S-20250826	C56787	2.85		7.45		1.39		4.63		1.68	
CGOSP-3-S-20250826	C39228	4.22		9.69		1.95		5.27		1.94	
CGOSP-3-D-20250826	C55438	3.81		10.9		2.03		6.62		2.48	
CGOSP-3-B-20250826	C55681	0.188	ND	0.242	ND	0.273	ND	0.273	ND	0.273	ND
CGOSP-4-S-20250826	B50574	5.30		13.4		2.80		8.07		3.00	
CGOSP-5-S-20250826	B46929	5.03		13.9		2.98		8.76		3.32	
CGOSP-6-S-20250826	B17557	5.95		13.9		3.21		8.64		3.29	
CGOSP-7-S-20250826	C00581	5.14		12.6		2.04		6.02		2.28	
CGOSP-8-S-20250826	C55454	4.42		12.1		1.63		5.32		1.90	
CGOSP-9-S-20250826	C40547	3.22		8.80		1.20		3.92		1.44	
CGOSP-9-D-20250826	C57536	3.28		9.01		1.31		4.49		1.65	
CGOSP-9-B-20250826	B14168	0.188	ND	0.242	ND	0.273	ND	0.273	ND	0.273	ND
CGOSP-10-S-20250826	C61650	2.15		5.74		0.991		3.43		1.30	
CGOSP-11-S-20250826	B48626	3.04		6.89		1.10		3.20		1.21	
CGOSP-12-S-20250826	B20256	2.65		5.76		1.15		3.07		1.14	
CGOSP-13-S-20250826	C43585	3.06		6.07		1.22		3.73		1.33	
CGOSP-14-S-20250826	B46953	2.71		6.52		1.22		3.53		1.32	
CGOSP-15-S-20250826	C32839	3.36		8.43		1.74		5.04		1.85	
CGOSP-16-S-20250826	C57095	4.76		11.1		1.93		6.58		2.42	
CGOSP-17-S-20250826	C00774	5.44		11.9		1.97		6.23		2.31	
CGOSP-18-S-20250826	C38878	10.1	Fe	23.3	Fe	3.12	Fe	10.7	Fe	3.79	Fe

Fe: Field Error. See report narrative for details
ND: The analyte was not present above the Method Detection Limit

Enthalpy Analytical

Company: Montrose Air Quality Services, LLC - New Jersey
Job No.: 2025FP306-1 EPA Method 325B Analysis
Client No.: PROJ-050158 Site: CITGO - South Portland Terminal

Benzene

Sample Code	Tube ID	Conc (ug/m³)	Conc (ppbv)	Calc Amt (ng)	Temp (°F)	Uptake Rate (mL/min	Sample Time (min)	LOD (ug/m³)	LOQ (ug/m³)	LOD (ppbv)	LOQ (ppbv)	Flags	Data File	Inj DateTime	CCV RRF	Ret Time (min)	Target Area	ISTD Area	ISTD Amt	ISTD RT	ISTD Change
CGOSP-1-S-20250826	C60301	4.11	1.29	54.8	63.3	0.661	20150	0.188	0.444	0.0588	0.139		M2503720.d	2025-09-28 15:37	0.950	8.181	447583	474954	55.2	8.124	-0.7%
CGOSP-2-S-20250826	C56787	2.85	0.891	37.9	63.3	0.661	20150	0.188	0.444	0.0588	0.139		M2503721.d	2025-09-28 16:05	0.950	8.181	306371	469600	55.2	8.124	-1.8%
CGOSP-3-S-20250826	C39228	4.22	1.32	56.2	63.3	0.661	20145	0.188	0.445	0.0588	0.139		M2503722.d	2025-09-28 16:34	0.950	8.181	460686	476626	55.2	8.124	-0.3%
CGOSP-3-D-20250826	C55438	3.81	1.19	50.8	63.3	0.661	20145	0.188	0.445	0.0588	0.139		M2503723.d	2025-09-28 17:03	0.950	8.181	412501	472331	55.2	8.124	-1.2%
CGOSP-3-B-20250826	C55681	0.188	0.0588		63.3	0.661	20145	0.188	0.445	0.0588	0.139	ND	M2503719.d	2025-09-28 15:08	0.950	8.181	3762	470910	55.2	8.117	-1.5%
CGOSP-4-S-20250826	B50574	5.30	1.66	70.6	63.3	0.661	20145	0.188	0.445	0.0588	0.139		M2503724.d	2025-09-28 17:31	0.950	8.181	578882	476777	55.2	8.124	-0.3%
CGOSP-5-S-20250826	B46929	5.03	1.57	67.0	63.3	0.661	20145	0.188	0.445	0.0588	0.139		M2503725.d	2025-09-28 18:00	0.950	8.181	549473	476973	55.2	8.124	-0.3%
CGOSP-6-S-20250826	B17557	5.95	1.86	79.2	63.3	0.661	20145	0.188	0.445	0.0588	0.139		M2503726.d	2025-09-28 18:28	0.950	8.181	647209	474980	55.2	8.124	-0.7%
CGOSP-7-S-20250826	C00581	5.14	1.61	68.5	63.3	0.661	20145	0.188	0.445	0.0588	0.139		M2503727.d	2025-09-28 18:56	0.950	8.181	560586	475895	55.2	8.124	-0.5%
CGOSP-8-S-20250826	C55454	4.42	1.39	58.9	63.3	0.661	20145	0.188	0.445	0.0588	0.139		M2503728.d	2025-09-28 19:24	0.950	8.181	482989	476466	55.2	8.124	-0.4%
CGOSP-9-S-20250826	C40547	3.22	1.01	42.8	63.3	0.661	20140	0.188	0.445	0.0588	0.139		M2503729.d	2025-09-28 19:52	0.950	8.181	350876	476201	55.2	8.124	-0.4%
CGOSP-9-D-20250826	C57536	3.28	1.03	43.7	63.3	0.661	20140	0.188	0.445	0.0588	0.139		M2503731.d	2025-09-28 20:47	0.950	8.181	357847	475661	55.2	8.124	-0.5%
CGOSP-9-B-20250826	B14168	0.188	0.0588		63.3	0.661	20140	0.188	0.445	0.0588	0.139	ND	M2503718.d	2025-09-28 14:39	0.950	8.181	18093	475635	55.2	8.117	-0.5%
CGOSP-10-S-20250826	C61650	2.15	0.672	28.6	63.3	0.661	20140	0.188	0.445	0.0588	0.139		M2503732.d	2025-09-28 21:15	0.950	8.181	235785	479337	55.2	8.124	0.2%
CGOSP-11-S-20250826	B48626	3.04	0.952	40.5	63.3	0.661	20140	0.188	0.445	0.0588	0.139		M2503733.d	2025-09-28 21:43	0.950	8.181	333044	478274	55.2	8.124	0.0%
CGOSP-12-S-20250826	B20256	2.65	0.831	35.3	63.2	0.661	20140	0.188	0.445	0.0588	0.139		M2503734.d	2025-09-28 22:10	0.950	8.181	286848	471876	55.2	8.124	-1.3%
CGOSP-13-S-20250826	C43585	3.06	0.959	40.8	63.2	0.661	20140	0.188	0.445	0.0588	0.139		M2503735.d	2025-09-28 22:38	0.950	8.181	329551	469995	55.2	8.124	-1.7%
CGOSP-14-S-20250826	B46953	2.71	0.849	36.1	63.2	0.661	20140	0.188	0.445	0.0588	0.139		M2503736.d	2025-09-28 23:05	0.950	8.181	294986	474971	55.2	8.124	-0.7%
CGOSP-15-S-20250826	C32839	3.36	1.05	44.8	63.2	0.661	20140	0.188	0.445	0.0588	0.139		M2503737.d	2025-09-28 23:33	0.950	8.181	369953	480387	55.2	8.124	0.5%
CGOSP-16-S-20250826	C57095	4.76	1.49	63.3	63.2	0.661	20140	0.188	0.445	0.0588	0.139		M2503738.d	2025-09-29 00:00	0.950	8.181	521856	478962	55.2	8.124	0.2%
CGOSP-17-S-20250826	C00774	5.44	1.70	72.5	63.2	0.661	20140	0.188	0.445	0.0588	0.139		M2503739.d	2025-09-29 00:27	0.950	8.181	592031	474862	55.2	8.124	-0.7%
CGOSP-18-S-20250826	C38878	10.1	3.17	135	63.2	0.661	20140	0.188	0.445	0.0588	0.139	Fe	M2503740.d	2025-09-29 00:55	0.950	8.181	1112538	479283	55.2	8.124	0.2%

Toluene

Sample Code	Tube ID	Conc (ug/m³)	Conc (ppbv)	Calc Amt (ng)	Temp (°F)	Uptake Rate (mL/min	Sample Time (min)	LOD (ug/m³)	LOQ (ug/m³)	LOD (ppbv)	LOQ (ppbv)	Flags	Data File	Inj DateTime	CCV RRF	Ret Time (min)	Target Area	ISTD Area	ISTD Amt	ISTD RT	ISTD Change
CGOSP-1-S-20250826	C60301	10.5	2.79	109	63.3	0.513	20150	0.242	0.503	0.0642	0.134		M2503720.d	2025-09-28 15:37	1.136	10.911	980773	518692	65.2	10.817	-0.8%
CGOSP-2-S-20250826	C56787	7.45	1.98	77.0	63.3	0.513	20150	0.242	0.503	0.0642	0.134		M2503721.d	2025-09-28 16:05	1.136	10.910	692912	516146	65.2	10.817	-1.3%
CGOSP-3-S-20250826	C39228	9.69	2.57	100	63.3	0.513	20145	0.242	0.503	0.0642	0.134		M2503722.d	2025-09-28 16:34	1.136	10.910	898452	514477	65.2	10.817	-1.6%
CGOSP-3-D-20250826	C55438	10.9	2.88	112	63.3	0.513	20145	0.242	0.503	0.0642	0.134		M2503723.d	2025-09-28 17:03	1.136	10.910	1012900	517823	65.2	10.817	-0.9%
CGOSP-3-B-20250826	C55681	0.242	0.0642		63.3	0.513	20145	0.242	0.503	0.0642	0.134	ND	M2503719.d	2025-09-28 15:08	1.136	10.910	5267	512211	65.2	10.817	-2.0%
CGOSP-4-S-20250826	B50574	13.4	3.55	138	63.3	0.513	20145	0.242	0.503	0.0642	0.134		M2503724.d	2025-09-28 17:31	1.136	10.910	1261365	524163	65.2	10.817	0.3%
CGOSP-5-S-20250826	B46929	13.9	3.68	143	63.3	0.513	20145	0.242	0.503	0.0642	0.134		M2503725.d	2025-09-28 18:00	1.136	10.910	1302678	521258	65.2	10.817	-0.3%
CGOSP-6-S-20250826	B17557	13.9	3.70	144	63.3	0.513	20145	0.242	0.503	0.0642	0.134		M2503726.d	2025-09-28 18:28	1.136	10.911	1306415	520024	65.2	10.817	-0.5%
CGOSP-7-S-20250826	C00581	12.6	3.35	130	63.3	0.513	20145	0.242	0.503	0.0642	0.134		M2503727.d	2025-09-28 18:56	1.136	10.910	1191247	524002	65.2	10.817	0.2%
CGOSP-8-S-20250826	C55454	12.1	3.21	125	63.3	0.513	20145	0.242	0.503	0.0642	0.134		M2503728.d	2025-09-28 19:24	1.136	10.917	1136969	522109	65.2	10.817	-0.1%
CGOSP-9-S-20250826	C40547	8.80	2.34	91.0	63.3	0.513	20140	0.242	0.503	0.0642	0.134		M2503729.d	2025-09-28 19:52	1.136	10.911	821700	518461	65.2	10.817	-0.8%
CGOSP-9-D-20250826	C57536	9.01	2.39	93.2	63.3	0.513	20140	0.242	0.503	0.0642	0.134		M2503731.d	2025-09-28 20:47	1.136	10.910	841511	518290	65.2	10.817	-0.9%
CGOSP-9-B-20250826	B14168	0.242	0.0642		63.3	0.513	20140	0.242	0.503	0.0642	0.134	ND	M2503718.d	2025-09-28 14:39	1.136	10.911	11117	514682	65.2	10.817	-1.5%
CGOSP-10-S-20250826	C61650	5.74	1.52	59.4	63.3	0.513	20140	0.242	0.503	0.0642	0.134		M2503732.d	2025-09-28 21:15	1.136	10.911	537759	519822	65.2	10.817	-0.6%
CGOSP-11-S-20250826	B48626	6.89	1.83	71.3	63.3	0.513	20140	0.242	0.503	0.0642	0.134		M2503733.d	2025-09-28 21:43	1.136	10.910	649106	522701	65.2	10.817	0.0%

Enthalpy Analytical

Company: Montrose Air Quality Services, LLC - New Jersey

Job No.: 2025FP306-1 EPA Method 325B Analysis

Client No.: PROJ-050158 Site: CITGO - South Portland Terminal

Toluene

Sample Code	Tube ID	Conc (ug/m³)	Conc (ppbv)	Calc Amt (ng)	Temp (°F)	Uptake Rate (mL/min	Sample Time (min)	LOD (ug/m³)	LOQ (ug/m³)	LOD (ppbv)	LOQ (ppbv)	Flags	Data File	Inj DateTime	CCV RRF	Ret Time (min)	Target Area	ISTD Area	ISTD Amt	ISTD RT	ISTD Change
CGOSP-12-S-20250826	B20256	5.76	1.53	59.6	63.2	0.513	20140	0.242	0.503	0.0642	0.134		M2503734.d	2025-09-28 22:10	1.136	10.910	536420	516641	65.2	10.817	-1.2%
CGOSP-13-S-20250826	C43585	6.07	1.61	62.8	63.2	0.513	20140	0.242	0.503	0.0642	0.134		M2503735.d	2025-09-28 22:38	1.136	10.910	563832	515519	65.2	10.817	-1.4%
CGOSP-14-S-20250826	B46953	6.52	1.73	67.4	63.2	0.513	20140	0.242	0.503	0.0642	0.134		M2503736.d	2025-09-28 23:05	1.136	10.910	604667	515085	65.2	10.817	-1.5%
CGOSP-15-S-20250826	C32839	8.43	2.24	87.1	63.2	0.513	20140	0.242	0.503	0.0642	0.134		M2503737.d	2025-09-28 23:33	1.136	10.910	789906	520334	65.2	10.817	-0.5%
CGOSP-16-S-20250826	C57095	11.1	2.94	114	63.2	0.513	20140	0.242	0.503	0.0642	0.134		M2503738.d	2025-09-29 00:00	1.136	10.910	1040806	521733	65.2	10.817	-0.2%
CGOSP-17-S-20250826	C00774	11.9	3.16	123	63.2	0.513	20140	0.242	0.503	0.0642	0.134		M2503739.d	2025-09-29 00:27	1.136	10.910	1109866	518159	65.2	10.817	-0.9%
CGOSP-18-S-20250826	C38878	23.3	6.20	241	63.2	0.513	20140	0.242	0.503	0.0642	0.134	Fe	M2503740.d	2025-09-29 00:55	1.136	10.918	2191779	521147	65.2	10.817	-0.3%

Ethylbenzene

Sample Code	Tube ID	Conc (ug/m³)	Conc (ppbv)	Calc Amt (ng)	Temp (°F)	Uptake Rate (mL/min	Sample Time (min)	LOD (ug/m³)	LOQ (ug/m³)	LOD (ppbv)	LOQ (ppbv)	Flags	Data File	Inj DateTime	CCV RRF	Ret Time (min)	Target Area	ISTD Area	ISTD Amt	ISTD RT	ISTD Change
CGOSP-1-S-20250826	C60301	1.93	0.446	17.7	63.3	0.454	20150	0.273	0.591	0.0630	0.136		M2503720.d	2025-09-28 15:37	1.316	13.102	185343	518692	65.2	10.817	-0.8%
CGOSP-2-S-20250826	C56787	1.39	0.320	12.7	63.3	0.454	20150	0.273	0.591	0.0630	0.136		M2503721.d	2025-09-28 16:05	1.316	13.102	132548	516146	65.2	10.817	-1.3%
CGOSP-3-S-20250826	C39228	1.95	0.450	17.8	63.3	0.454	20145	0.273	0.591	0.0630	0.136		M2503722.d	2025-09-28 16:34	1.316	13.102	185436	514477	65.2	10.817	-1.6%
CGOSP-3-D-20250826	C55438	2.03	0.467	18.5	63.3	0.454	20145	0.273	0.591	0.0630	0.136		M2503723.d	2025-09-28 17:03	1.316	13.102	193724	517823	65.2	10.817	-0.9%
CGOSP-3-B-20250826	C55681	0.273	0.0630		63.3	0.454	20145	0.273	0.591	0.0630	0.136	ND	M2503719.d	2025-09-28 15:08	1.316	13.102	682	512211	65.2	10.817	-2.0%
CGOSP-4-S-20250826	B50574	2.80	0.645	25.6	63.3	0.454	20145	0.273	0.591	0.0630	0.136		M2503724.d	2025-09-28 17:31	1.316	13.102	271074	524163	65.2	10.817	0.3%
CGOSP-5-S-20250826	B46929	2.98	0.687	27.3	63.3	0.454	20145	0.273	0.591	0.0630	0.136		M2503725.d	2025-09-28 18:00	1.316	13.102	287025	521258	65.2	10.817	-0.3%
CGOSP-6-S-20250826	B17557	3.21	0.739	29.3	63.3	0.454	20145	0.273	0.591	0.0630	0.136		M2503726.d	2025-09-28 18:28	1.316	13.102	308190	520024	65.2	10.817	-0.5%
CGOSP-7-S-20250826	C00581	2.04	0.469	18.6	63.3	0.454	20145	0.273	0.591	0.0630	0.136		M2503727.d	2025-09-28 18:56	1.316	13.102	197106	524002	65.2	10.817	0.2%
CGOSP-8-S-20250826	C55454	1.63	0.375	14.9	63.3	0.454	20145	0.273	0.591	0.0630	0.136		M2503728.d	2025-09-28 19:24	1.316	13.102	157135	522109	65.2	10.817	-0.1%
CGOSP-9-S-20250826	C40547	1.20	0.277	11.0	63.3	0.454	20140	0.273	0.591	0.0630	0.136		M2503729.d	2025-09-28 19:52	1.316	13.102	114984	518461	65.2	10.817	-0.8%
CGOSP-9-D-20250826	C57536	1.31	0.302	12.0	63.3	0.454	20140	0.273	0.591	0.0630	0.136		M2503731.d	2025-09-28 20:47	1.316	13.102	125252	518290	65.2	10.817	-0.9%
CGOSP-9-B-20250826	B14168	0.273	0.0630		63.3	0.454	20140	0.273	0.591	0.0630	0.136	ND	M2503718.d	2025-09-28 14:39	1.316	13.102	2598	514682	65.2	10.817	-1.5%
CGOSP-10-S-20250826	C61650	0.991	0.228	9.06	63.3	0.454	20140	0.273	0.591	0.0630	0.136		M2503732.d	2025-09-28 21:15	1.316	13.102	95086	519822	65.2	10.817	-0.6%
CGOSP-11-S-20250826	B48626	1.10	0.253	10.0	63.3	0.454	20140	0.273	0.591	0.0630	0.136		M2503733.d	2025-09-28 21:43	1.316	13.102	105784	522701	65.2	10.817	0.0%
CGOSP-12-S-20250826	B20256	1.15	0.264	10.5	63.2	0.454	20140	0.273	0.591	0.0630	0.136		M2503734.d	2025-09-28 22:10	1.316	13.102	109405	516641	65.2	10.817	-1.2%
CGOSP-13-S-20250826	C43585	1.22	0.281	11.1	63.2	0.454	20140	0.273	0.591	0.0630	0.136		M2503735.d	2025-09-28 22:38	1.316	13.102	116061	515519	65.2	10.817	-1.4%
CGOSP-14-S-20250826	B46953	1.22	0.281	11.2	63.2	0.454	20140	0.273	0.591	0.0630	0.136		M2503736.d	2025-09-28 23:05	1.316	13.102	116058	515085	65.2	10.817	-1.5%
CGOSP-15-S-20250826	C32839	1.74	0.401	15.9	63.2	0.454	20140	0.273	0.591	0.0630	0.136		M2503737.d	2025-09-28 23:33	1.316	13.102	167003	520334	65.2	10.817	-0.5%
CGOSP-16-S-20250826	C57095	1.93	0.446	17.7	63.2	0.454	20140	0.273	0.591	0.0630	0.136		M2503738.d	2025-09-29 00:00	1.316	13.102	186355	521733	65.2	10.817	-0.2%
CGOSP-17-S-20250826	C00774	1.97	0.455	18.0	63.2	0.454	20140	0.273	0.591	0.0630	0.136		M2503739.d	2025-09-29 00:27	1.316	13.102	188717	518159	65.2	10.817	-0.9%
CGOSP-18-S-20250826	C38878	3.12	0.720	28.6	63.2	0.454	20140	0.273	0.591	0.0630	0.136	Fe	M2503740.d	2025-09-29 00:55	1.316	13.102	300615	521147	65.2	10.817	-0.3%

m-/p-Xylenes

Sample Code	Tube ID	Conc (ug/m³)	Conc (ppbv)	Calc Amt (ng)	Temp (°F)	Uptake Rate (mL/min	Sample Time (min)	LOD (ug/m³)	LOQ (ug/m³)	LOD (ppbv)	LOQ (ppbv)	Flags	Data File	Inj DateTime	CCV RRF	Ret Time (min)	Target Area	ISTD Area	ISTD Amt	ISTD RT	ISTD Change
CGOSP-1-S-20250826	C60301	6.45	1.49	59.0	63.3	0.454	20150	0.273	0.662	0.0630	0.153		M2503720.d	2025-09-28 15:37	1.015	13.282	476316	518692	65.2	10.817	-0.8%
CGOSP-2-S-20250826	C56787	4.63	1.07	42.4	63.3	0.454	20150	0.273	0.662	0.0630	0.153		M2503721.d	2025-09-28 16:05	1.015	13.281	340461	516146	65.2	10.817	-1.3%
CGOSP-3-S-20250826	C39228	5.27	1.21	48.2	63.3	0.454	20145	0.273	0.662	0.0630	0.153		M2503722.d	2025-09-28 16:34	1.015	13.281	386037	514477	65.2	10.817	-1.6%
CGOSP-3-D-20250826	C55438	6.62	1.53	60.6	63.3	0.454	20145	0.273	0.662	0.0630	0.153		M2503723.d	2025-09-28 17:03	1.015	13.281	488213	517823	65.2	10.817	-0.9%

Enthalpy Analytical

Company: Montrose Air Quality Services, LLC - New Jersey
Job No.: 2025FP306-1 EPA Method 325B Analysis
Client No.: PROJ-050158 Site: CITGO - South Portland Terminal

m-/p-Xylenes

Sample Code	Tube ID	Conc (ug/m³)	Conc (ppbv)	Calc Amt (ng)	Temp (°F)	Uptake Rate (mL/min	Sample Time (min)	LOD (ug/m³)	LOQ (ug/m³)	LOD (ppbv)	LOQ (ppbv)	Flags	Data File	Inj DateTime	CCV RRF	Ret Time (min)	Target Area	ISTD Area	ISTD Amt	ISTD RT	ISTD Change
CGOSP-3-B-20250826	C55681	0.273	0.0630		63.3	0.454	20145	0.273	0.662	0.0630	0.153	ND	M2503719.d	2025-09-28 15:08	1.015	13.274	428	512211	65.2	10.817	-2.0%
CGOSP-4-S-20250826	B50574	8.07	1.86	73.8	63.3	0.454	20145	0.273	0.662	0.0630	0.153		M2503724.d	2025-09-28 17:31	1.015	13.281	602464	524163	65.2	10.817	0.3%
CGOSP-5-S-20250826	B46929	8.76	2.02	80.1	63.3	0.454	20145	0.273	0.662	0.0630	0.153		M2503725.d	2025-09-28 18:00	1.015	13.281	650048	521258	65.2	10.817	-0.3%
CGOSP-6-S-20250826	B17557	8.64	1.99	79.1	63.3	0.454	20145	0.273	0.662	0.0630	0.153		M2503726.d	2025-09-28 18:28	1.015	13.282	640176	520024	65.2	10.817	-0.5%
CGOSP-7-S-20250826	C00581	6.02	1.39	55.1	63.3	0.454	20145	0.273	0.662	0.0630	0.153		M2503727.d	2025-09-28 18:56	1.015	13.281	449381	524002	65.2	10.817	0.2%
CGOSP-8-S-20250826	C55454	5.32	1.23	48.6	63.3	0.454	20145	0.273	0.662	0.0630	0.153		M2503728.d	2025-09-28 19:24	1.015	13.281	395362	522109	65.2	10.817	-0.1%
CGOSP-9-S-20250826	C40547	3.92	0.904	35.9	63.3	0.454	20140	0.273	0.663	0.0630	0.153		M2503729.d	2025-09-28 19:52	1.015	13.281	289479	518461	65.2	10.817	-0.8%
CGOSP-9-D-20250826	C57536	4.49	1.04	41.1	63.3	0.454	20140	0.273	0.663	0.0630	0.153		M2503731.d	2025-09-28 20:47	1.015	13.281	331574	518290	65.2	10.817	-0.9%
CGOSP-9-B-20250826	B14168	0.273	0.0630		63.3	0.454	20140	0.273	0.663	0.0630	0.153	ND	M2503718.d	2025-09-28 14:39	1.015	13.282	967	514682	65.2	10.817	-1.5%
CGOSP-10-S-20250826	C61650	3.43	0.791	31.4	63.3	0.454	20140	0.273	0.663	0.0630	0.153		M2503732.d	2025-09-28 21:15	1.015	13.282	253964	519822	65.2	10.817	-0.6%
CGOSP-11-S-20250826	B48626	3.20	0.739	29.3	63.3	0.454	20140	0.273	0.663	0.0630	0.153		M2503733.d	2025-09-28 21:43	1.015	13.281	238539	522701	65.2	10.817	0.0%
CGOSP-12-S-20250826	B20256	3.07	0.706	28.0	63.2	0.454	20140	0.273	0.663	0.0630	0.153		M2503734.d	2025-09-28 22:10	1.015	13.281	225492	516641	65.2	10.817	-1.2%
CGOSP-13-S-20250826	C43585	3.73	0.859	34.1	63.2	0.454	20140	0.273	0.663	0.0630	0.153		M2503735.d	2025-09-28 22:38	1.015	13.281	273766	515519	65.2	10.817	-1.4%
CGOSP-14-S-20250826	B46953	3.53	0.814	32.3	63.2	0.454	20140	0.273	0.663	0.0630	0.153		M2503736.d	2025-09-28 23:05	1.015	13.281	259144	515085	65.2	10.817	-1.5%
CGOSP-15-S-20250826	C32839	5.04	1.16	46.1	63.2	0.454	20140	0.273	0.663	0.0630	0.153		M2503737.d	2025-09-28 23:33	1.015	13.281	373307	520334	65.2	10.817	-0.5%
CGOSP-16-S-20250826	C57095	6.58	1.52	60.2	63.2	0.454	20140	0.273	0.663	0.0630	0.153		M2503738.d	2025-09-29 00:00	1.015	13.281	488988	521733	65.2	10.817	-0.2%
CGOSP-17-S-20250826	C00774	6.23	1.44	57.0	63.2	0.454	20140	0.273	0.663	0.0630	0.153		M2503739.d	2025-09-29 00:27	1.015	13.281	459987	518159	65.2	10.817	-0.9%
CGOSP-18-S-20250826	C38878	10.7	2.47	97.9	63.2	0.454	20140	0.273	0.663	0.0630	0.153	Fe	M2503740.d	2025-09-29 00:55	1.015	13.281	794129	521147	65.2	10.817	-0.3%

o-Xylene

Sample Code	Tube ID	Conc (ug/m³)	Conc (ppbv)	Calc Amt (ng)	Temp (°F)	Uptake Rate (mL/min	Sample Time (min)	LOD (ug/m³)	LOQ (ug/m³)	LOD (ppbv)	LOQ (ppbv)	Flags	Data File	Inj DateTime	CCV RRF	Ret Time (min)	Target Area	ISTD Area	ISTD Amt	ISTD RT	ISTD Change
CGOSP-1-S-20250826	C60301	2.38	0.549	21.8	63.3	0.454	20150	0.273	0.616	0.0630	0.142		M2503720.d	2025-09-28 15:37	1.054	13.776	182987	518692	65.2	10.817	-0.8%
CGOSP-2-S-20250826	C56787	1.68	0.388	15.4	63.3	0.454	20150	0.273	0.616	0.0630	0.142		M2503721.d	2025-09-28 16:05	1.054	13.776	128662	516146	65.2	10.817	-1.3%
CGOSP-3-S-20250826	C39228	1.94	0.448	17.8	63.3	0.454	20145	0.273	0.616	0.0630	0.142		M2503722.d	2025-09-28 16:34	1.054	13.776	147978	514477	65.2	10.817	-1.6%
CGOSP-3-D-20250826	C55438	2.48	0.572	22.7	63.3	0.454	20145	0.273	0.616	0.0630	0.142		M2503723.d	2025-09-28 17:03	1.054	13.776	190109	517823	65.2	10.817	-0.9%
CGOSP-3-B-20250826	C55681	0.273	0.0630		63.3	0.454	20145	0.273	0.616	0.0630	0.142	ND	M2503719.d	2025-09-28 15:08	1.054	13.790	151	512211	65.2	10.817	-2.0%
CGOSP-4-S-20250826	B50574	3.00	0.691	27.4	63.3	0.454	20145	0.273	0.616	0.0630	0.142		M2503724.d	2025-09-28 17:31	1.054	13.776	232583	524163	65.2	10.817	0.3%
CGOSP-5-S-20250826	B46929	3.32	0.764	30.3	63.3	0.454	20145	0.273	0.616	0.0630	0.142		M2503725.d	2025-09-28 18:00	1.054	13.776	255855	521258	65.2	10.817	-0.3%
CGOSP-6-S-20250826	B17557	3.29	0.757	30.1	63.3	0.454	20145	0.273	0.616	0.0630	0.142		M2503726.d	2025-09-28 18:28	1.054	13.776	252954	520024	65.2	10.817	-0.5%
CGOSP-7-S-20250826	C00581	2.28	0.525	20.8	63.3	0.454	20145	0.273	0.616	0.0630	0.142		M2503727.d	2025-09-28 18:56	1.054	13.776	176616	524002	65.2	10.817	0.2%
CGOSP-8-S-20250826	C55454	1.90	0.438	17.4	63.3	0.454	20145	0.273	0.616	0.0630	0.142		M2503728.d	2025-09-28 19:24	1.054	13.775	147032	522109	65.2	10.817	-0.1%
CGOSP-9-S-20250826	C40547	1.44	0.332	13.2	63.3	0.454	20140	0.273	0.616	0.0630	0.142		M2503729.d	2025-09-28 19:52	1.054	13.776	110550	518461	65.2	10.817	-0.8%
CGOSP-9-D-20250826	C57536	1.65	0.381	15.1	63.3	0.454	20140	0.273	0.616	0.0630	0.142		M2503731.d	2025-09-28 20:47	1.054	13.776	126832	518290	65.2	10.817	-0.9%
CGOSP-9-B-20250826	B14168	0.273	0.0630		63.3	0.454	20140	0.273	0.616	0.0630	0.142	ND	M2503718.d	2025-09-28 14:39	1.054	13.776	665	514682	65.2	10.817	-1.5%
CGOSP-10-S-20250826	C61650	1.30	0.299	11.9	63.3	0.454	20140	0.273	0.616	0.0630	0.142		M2503732.d	2025-09-28 21:15	1.054	13.776	99723	519822	65.2	10.817	-0.6%
CGOSP-11-S-20250826	B48626	1.21	0.279	11.1	63.3	0.454	20140	0.273	0.616	0.0630	0.142		M2503733.d	2025-09-28 21:43	1.054	13.776	93544	522701	65.2	10.817	0.0%
CGOSP-12-S-20250826	B20256	1.14	0.264	10.5	63.2	0.454	20140	0.273	0.616	0.0630	0.142		M2503734.d	2025-09-28 22:10	1.054	13.776	87428	516641	65.2	10.817	-1.2%
CGOSP-13-S-20250826	C43585	1.33	0.308	12.2	63.2	0.454	20140	0.273	0.616	0.0630	0.142		M2503735.d	2025-09-28 22:38	1.054	13.776	101790	515519	65.2	10.817	-1.4%
CGOSP-14-S-20250826	B46953	1.32	0.304	12.1	63.2	0.454	20140	0.273	0.616	0.0630	0.142		M2503736.d	2025-09-28 23:05	1.054	13.776	100517	515085	65.2	10.817	-1.5%
CGOSP-15-S-20250826	C32839	1.85	0.426	16.9	63.2	0.454	20140	0.273	0.616	0.0630	0.142		M2503737.d	2025-09-28 23:33	1.054	13.776	142176	520334	65.2	10.817	-0.5%

Enthalpy Analytical

Company: Montrose Air Quality Services, LLC - New Jersey

Job No.: 2025FP306-1 EPA Method 325B Analysis

Client No.: PROJ-050158 Site: CITGO - South Portland Terminal

o-Xylene

Sample Code	Tube ID	Conc (ug/m³)	Conc (ppbv)	Calc Amt (ng)	Temp (°F)	Uptake Rate (mL/min	Sample Time (min)	LOD (ug/m³)	LOQ (ug/m³)	LOD (ppbv)	LOQ (ppbv)	Flags	Data File	Inj DateTime	CCV RRF	Ret Time (min)	Target Area	ISTD Area	ISTD Amt	ISTD RT	ISTD Change
CGOSP-16-S-20250826	C57095	2.42	0.557	22.1	63.2	0.454	20140	0.273	0.616	0.0630	0.142		M2503738.d	2025-09-29 00:00	1.054	13.776	186745	521733	65.2	10.817	-0.2%
CGOSP-17-S-20250826	C00774	2.31	0.533	21.1	63.2	0.454	20140	0.273	0.616	0.0630	0.142		M2503739.d	2025-09-29 00:27	1.054	13.776	177231	518159	65.2	10.817	-0.9%
CGOSP-18-S-20250826	C38878	3.79	0.874	34.7	63.2	0.454	20140	0.273	0.616	0.0630	0.142	Fe	M2503740.d	2025-09-29 00:55	1.054	13.776	292284	521147	65.2	10.817	-0.3%

Fe: Field Error. See report narrative for details
ND: The analyte was not present above the Method Detection Limit

QC Data

Enthalpy Analytical

Company: Montrose Air Quality Services, LLC - New Jersey
Job No.: 2025FP306-1 EPA Method 325B Analysis
Client No.: PROJ-050158 Site: CITGO - South Portland Terminal

QC Samples

Field Sample Type	Sample Code	Benzene		Toluene		Ethylbenzene		m-/p-Xylenes		o-Xylene	
Blanks (ug/m³)	CGOSP-3-B-20250826	ND	Pass	ND	Pass	ND	Pass	ND	Pass	ND	Pass
	CGOSP-9-B-20250826	ND	Pass	ND	Pass	ND	Pass	ND	Pass	ND	Pass
Duplicates (difference)	CGOSP-3-D-20250826	10%	Pass	11%	Pass	3.7%	Pass	23%	Pass	24%	Pass
	CGOSP-9-D-20250826	2.1%	Pass	2.4%	Pass	8.6%	Pass	14%	Pass	14%	Pass

Enthalpy Analytical

Company: Montrose Air Quality Services, LLC - New Jersey
Job No.: 2025FP306-1 EPA Method 325B Analysis
Client No.: PROJ-050158 Site: CITGO - South Portland Terminal

Benzene Calibration and Blanks

Sample Code	Data File	Tube ID	Type	RRF	ICAL RRF	Last CCV RRF	RRF Change	ISTD Change vs ICal	ISTD Change vs Concal	Pass/ Fail	Flags
M325B CCV 5	M2503716.d	C57651	Cal	0.950		0.950	-9.3%	-13%		Pass	
2025FP306 Method Blank-1	M2503717.d	B16903	Blank			0.950			0.85%	Pass	ND
M325B CCV 5	M2503730.d	B47794	Check	0.963		0.950	-8.0%		-0.56%	Pass	
M325B CCV 5	M2503741.d	B12164	Check	0.972		0.950	-7.2%		-0.84%	Pass	

Toluene Calibration and Blanks

Sample Code	Data File	Tube ID	Type	RRF	ICAL RRF	Last CCV RRF	RRF Change	ISTD Change vs ICal	ISTD Change vs Concal	Pass/ Fail	Flags
M325B CCV 5	M2503716.d	C57651	Cal	1.136		1.136	-13%	-8.9%		Pass	
2025FP306 Method Blank-1	M2503717.d	B16903	Blank			1.136			1.2%	Pass	ND
M325B CCV 5	M2503730.d	B47794	Check	1.167		1.136	-10%		-0.45%	Pass	
M325B CCV 5	M2503741.d	B12164	Check	1.178		1.136	-9.6%		-0.89%	Pass	

Ethylbenzene Calibration and Blanks

Sample Code	Data File	Tube ID	Type	RRF	ICAL RRF	Last CCV RRF	RRF Change	ISTD Change vs ICal	ISTD Change vs Concal	Pass/ Fail	Flags
M325B CCV 5	M2503716.d	C57651	Cal	1.316		1.316	1.3%	-8.9%		Pass	
2025FP306 Method Blank-1	M2503717.d	B16903	Blank			1.316			1.2%	Pass	ND
M325B CCV 5	M2503730.d	B47794	Check	1.299		1.316	-0.027%		-0.45%	Pass	
M325B CCV 5	M2503741.d	B12164	Check	1.274		1.316	-1.9%		-0.89%	Pass	

m-/p-Xylenes Calibration and Blanks

Sample Code	Data File	Tube ID	Type	RRF	ICAL RRF	Last CCV RRF	RRF Change	ISTD Change vs ICal	ISTD Change vs Concal	Pass/ Fail	Flags
M325B CCV 5	M2503716.d	C57651	Cal	1.015		1.015	14%	-8.9%		Pass	
2025FP306 Method Blank-1	M2503717.d	B16903	Blank			1.015			1.2%	Pass	ND
M325B CCV 5	M2503730.d	B47794	Check	0.998		1.015	12%		-0.45%	Pass	
M325B CCV 5	M2503741.d	B12164	Check	0.962		1.015	7.7%		-0.89%	Pass	

o-Xylene Calibration and Blanks

Sample Code	Data File	Tube ID	Type	RRF	ICAL RRF	Last CCV RRF	RRF Change	ISTD Change vs ICal	ISTD Change vs Concal	Pass/ Fail	Flags
M325B CCV 5	M2503716.d	C57651	Cal	1.054		1.054	16%	-8.9%		Pass	
2025FP306 Method Blank-1	M2503717.d	B16903	Blank			1.054			1.2%	Pass	ND
M325B CCV 5	M2503730.d	B47794	Check	1.023		1.054	13%		-0.45%	Pass	
M325B CCV 5	M2503741.d	B12164	Check	0.983		1.054	8.6%		-0.89%	Pass	

Chromatograms

Name	2025FP306 Method Blank-1
Comment	B16903
Data File	M2503717.d
Acq. Date-Time	9/28/2025 2:12:04 PM
Acq. Method File	M325B-MTD
Tube Sorbent	Carbopack X
Analyze Quant Version	12.1
Report Quant Version	12.1

Sample Chromatogram

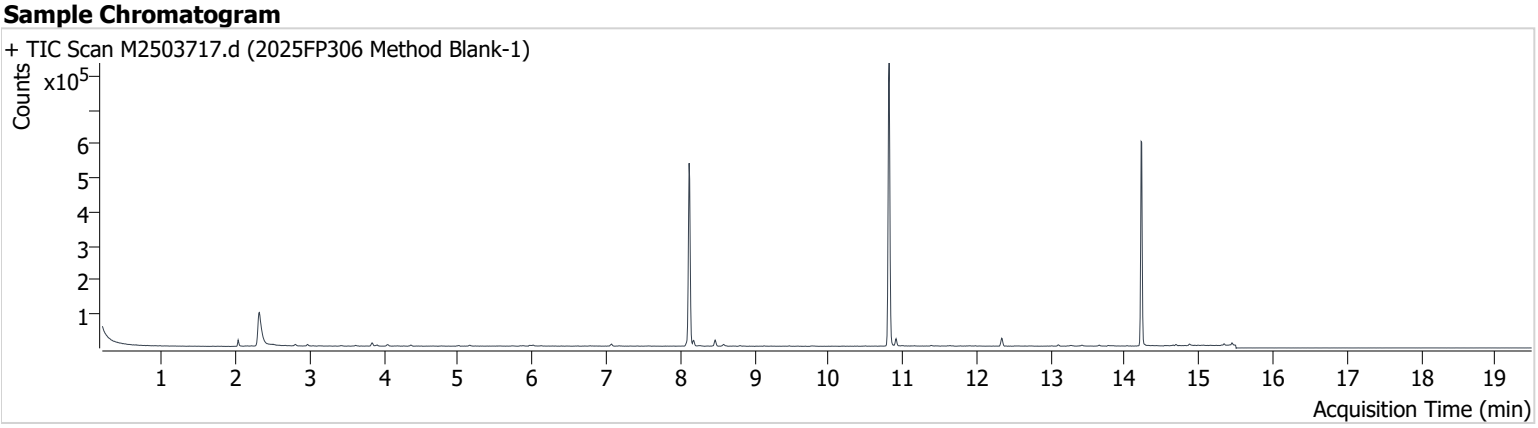

Name	ISTD	RT	ICAL RT	Resp.	Int. Flag
Benzene-d6 (IS)		8.117	8.124	482,286	
Benzene	Benzene-d6 (IS)	8.174	8.181	13,106	
Toluene-d8 (IS)		10.817	10.817	528,810	
Toluene	Toluene-d8 (IS)	10.910	10.910	13,613	
Ethylbenzene	Toluene-d8 (IS)	13.102	13.102	2,455	
m-/p-Xylenes	Toluene-d8 (IS)	13.281	13.281	1,114	m
o-Xylene	Toluene-d8 (IS)	13.783	13.776	600	

Benzene-d6 (IS)

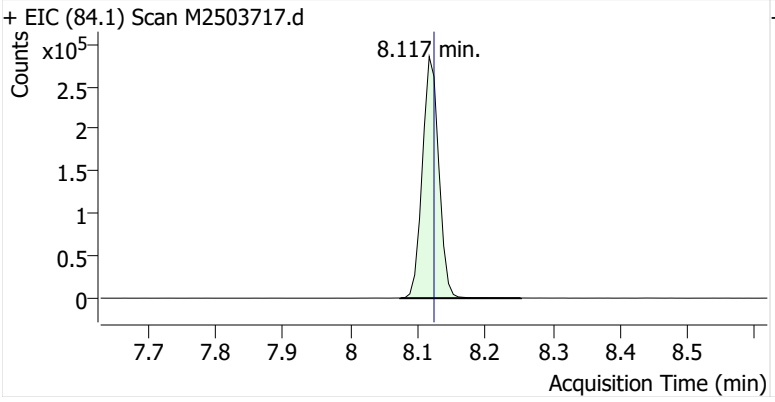

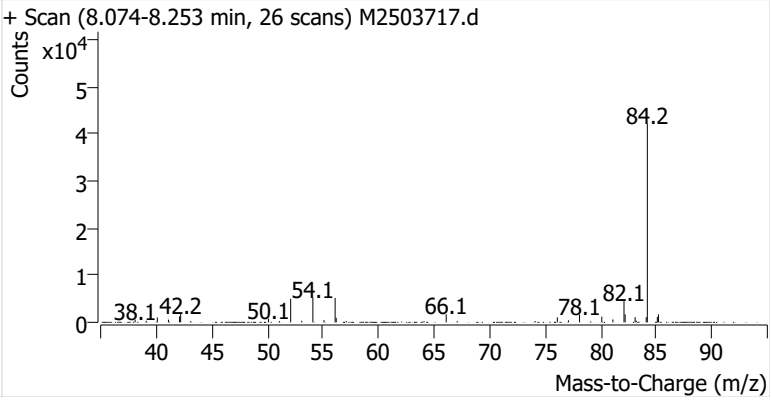

Benzene

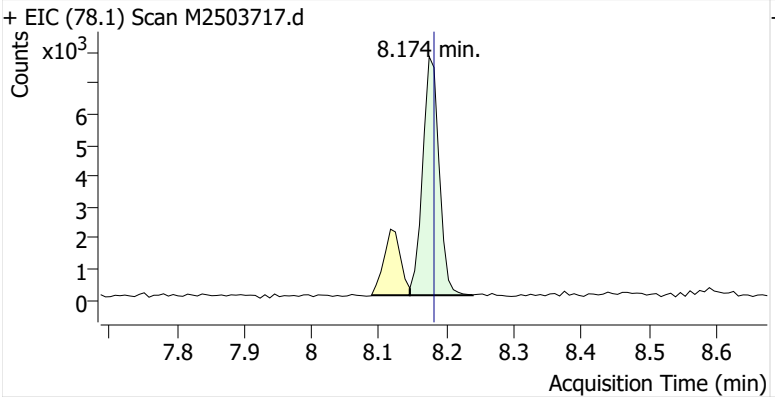

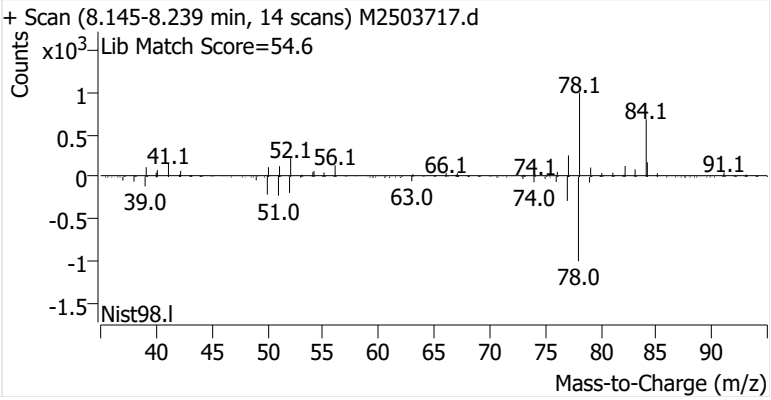

Toluene-d8 (IS)

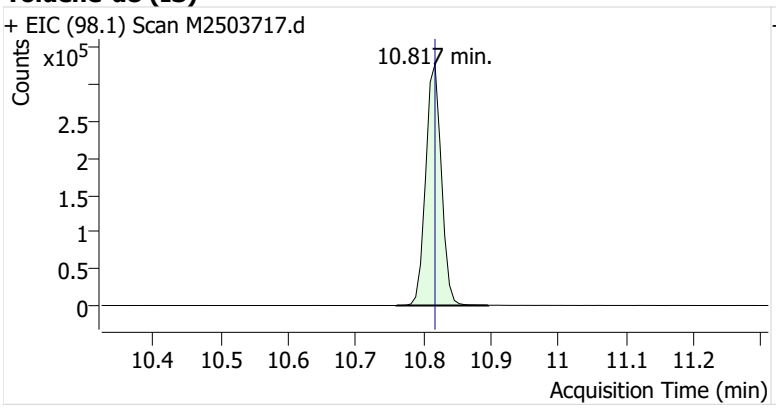

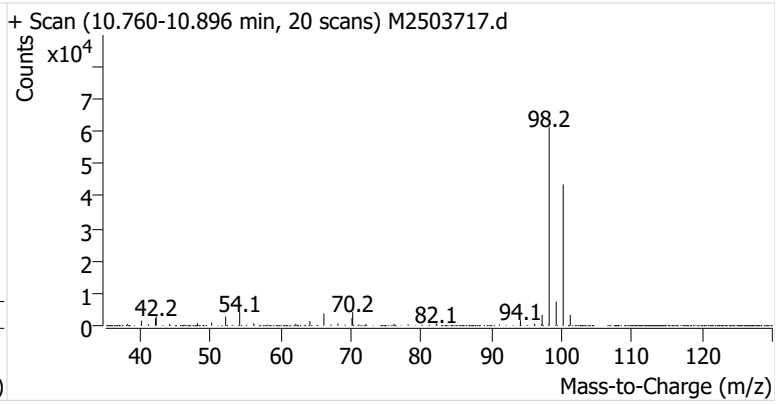

Toluene

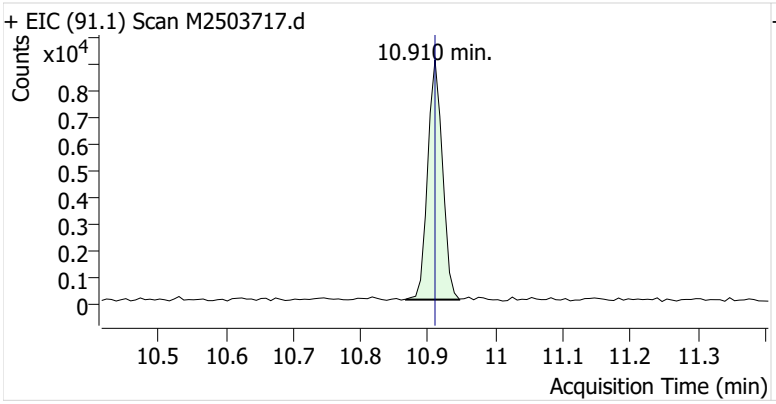

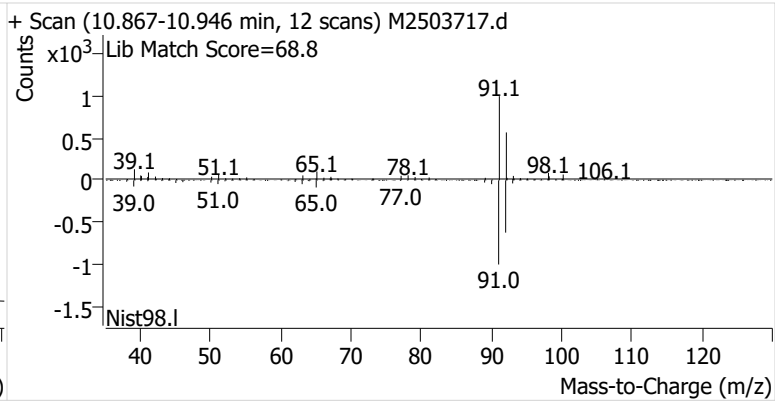

Ethylbenzene

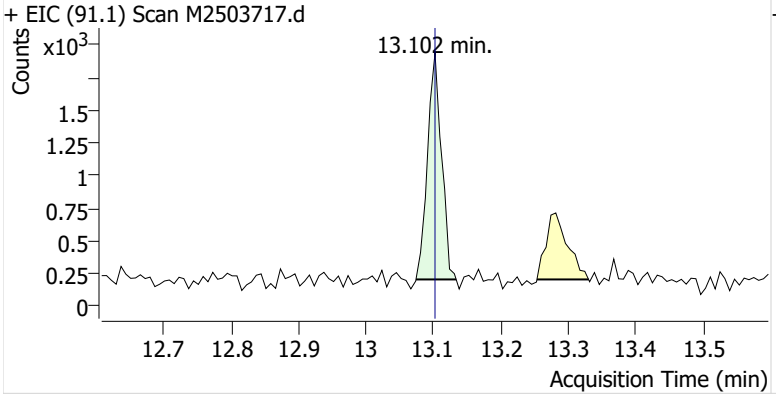

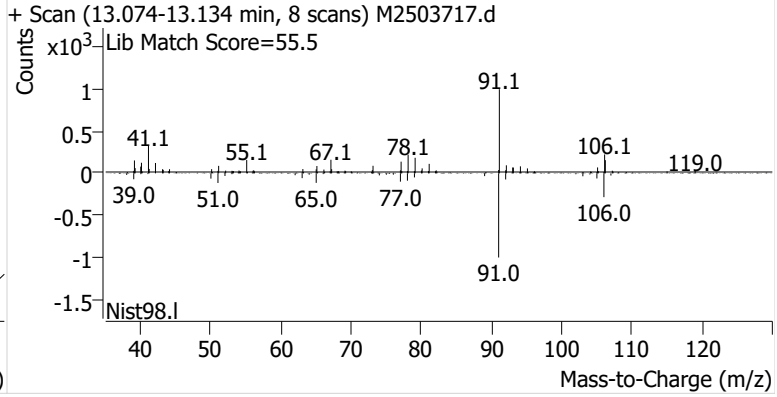

m-/p-Xylenes

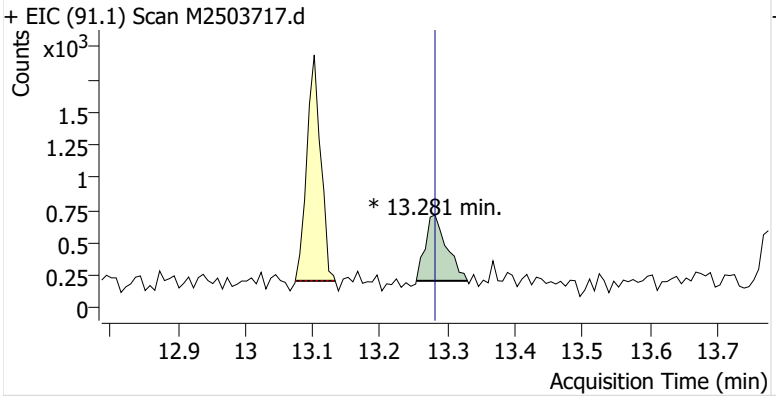

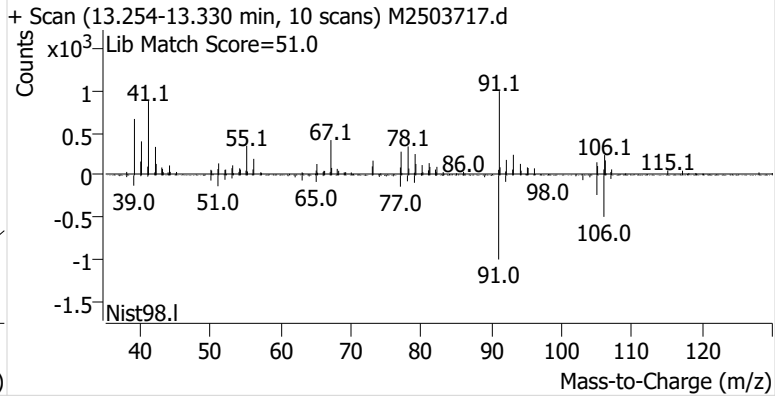

o-Xylene

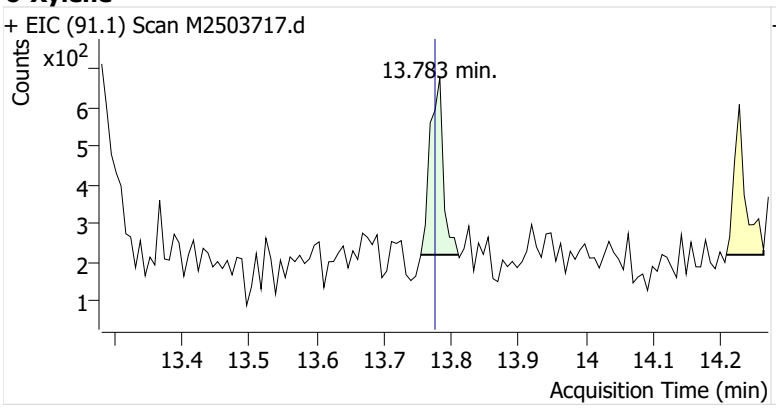
+ EIC (91.1) Scan M2503717.d
Counts
x10^2
13.783 min.
6
5
4
3
2
1
13.4
13.5
13.6
13.7
13.8
13.9
14
14.1
14.2
Acquisition Time (min)

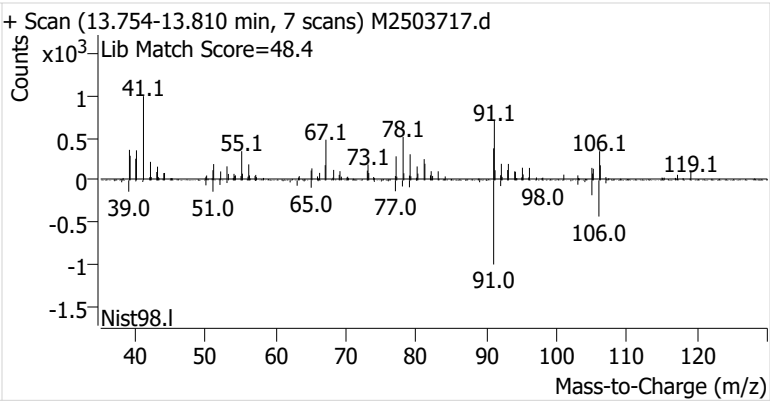
+ Scan (13.754-13.810 min, 7 scans) M2503717.d
Counts
x10^3
Lib Match Score=48.4
41.1
55.1
67.1
73.1
78.1
91.1
106.1
119.1
39.0
51.0
65.0
77.0
98.0
106.0
91.0
1
0.5
0
-0.5
-1
-1.5
Nist98.l
40
50
60
70
80
90
100
110
120
Mass-to-Charge (m/z)

Name	CGOSP-9-B-20250826
Comment	B14168
Data File	M2503718.d
Acq. Date-Time	9/28/2025 2:39:52 PM
Acq. Method File	M325B-MTD
Tube Sorbent	Carbopack X
Analyze Quant Version	12.1
Report Quant Version	12.1

Sample Chromatogram

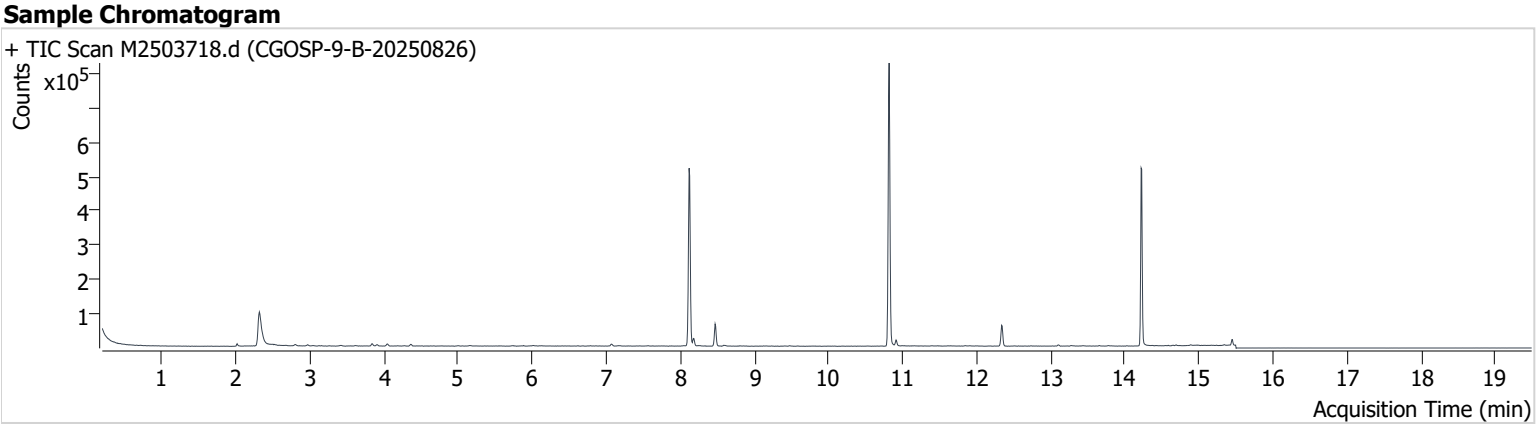

Name	ISTD	RT	ICAL RT	Resp.	Int. Flag
Benzene-d6 (IS)		8.117	8.124	475,635	
Benzene	Benzene-d6 (IS)	8.181	8.181	18,093	
Toluene-d8 (IS)		10.817	10.817	514,682	
Toluene	Toluene-d8 (IS)	10.911	10.910	11,117	
Ethylbenzene	Toluene-d8 (IS)	13.102	13.102	2,598	
m-/p-Xylenes	Toluene-d8 (IS)	13.282	13.281	967	
o-Xylene	Toluene-d8 (IS)	13.776	13.776	665	

Benzene-d6 (IS)

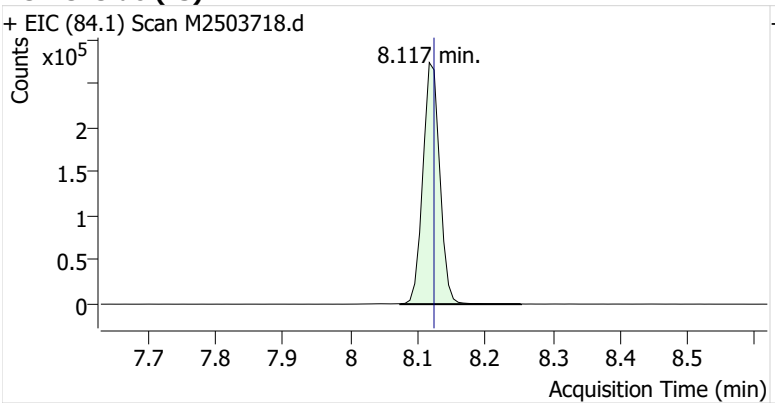

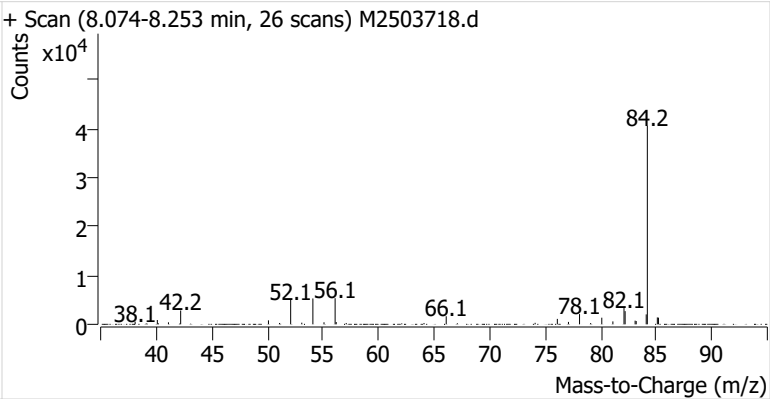

Benzene

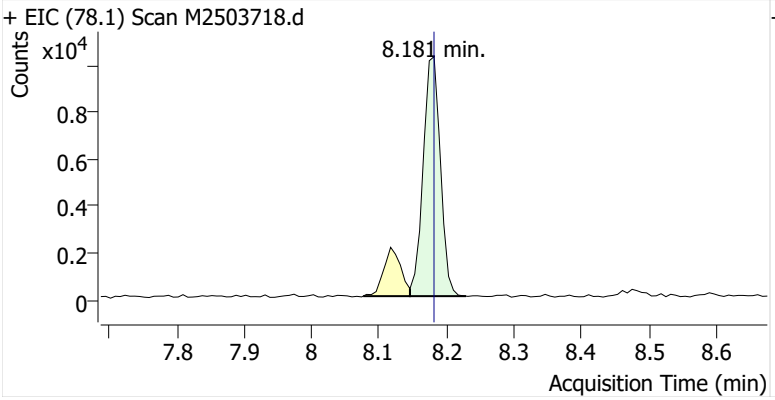

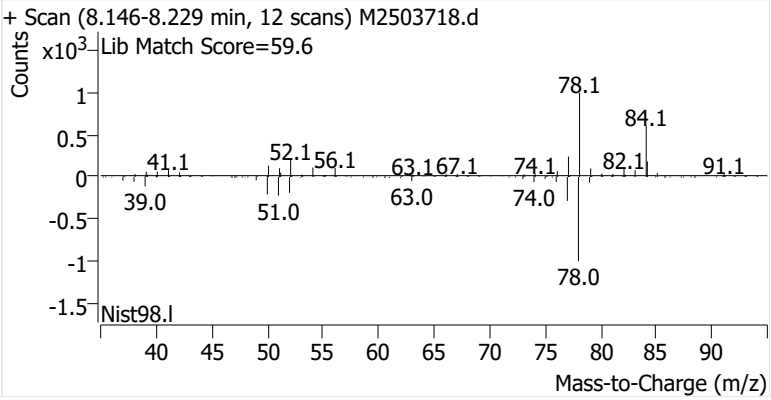

Toluene-d8 (IS)

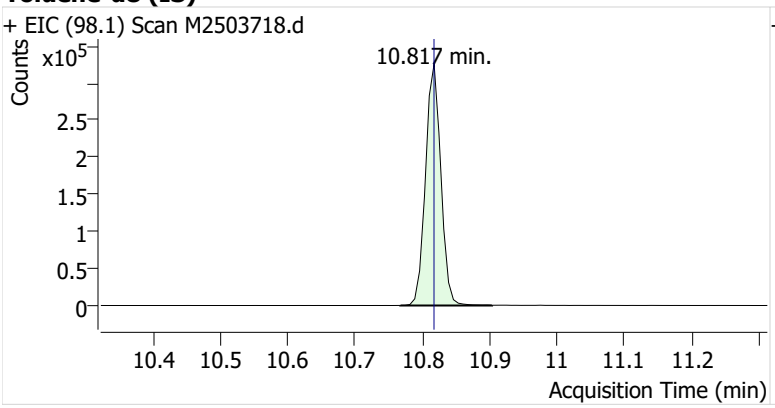

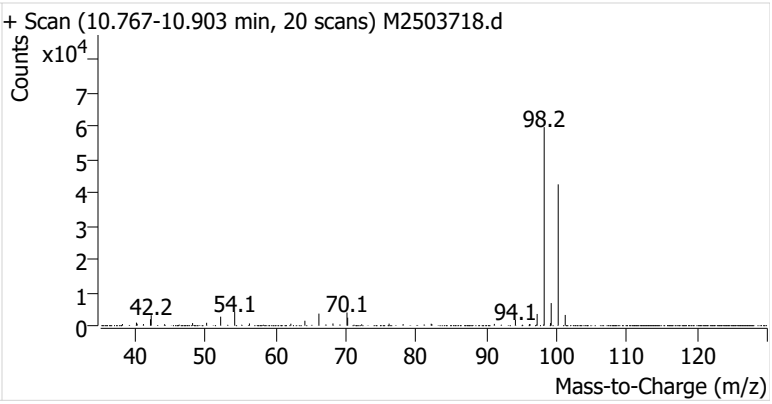

Toluene

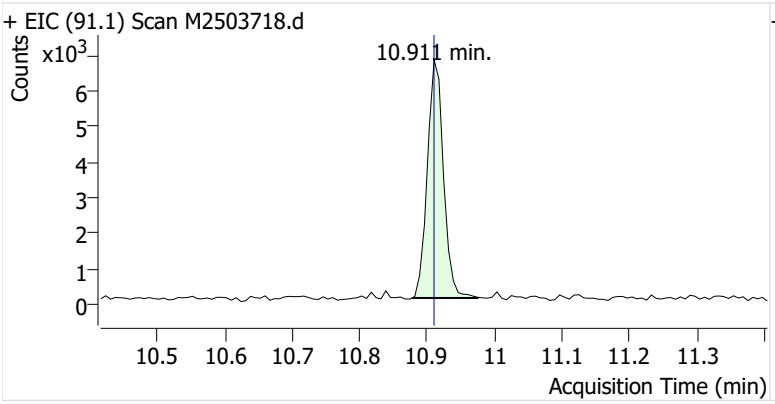

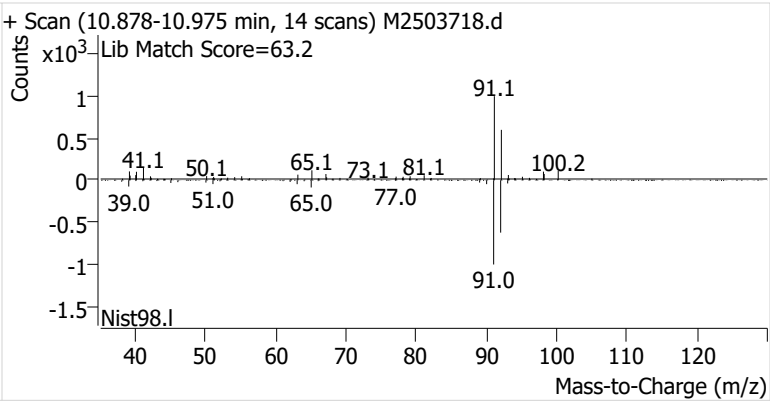

Ethylbenzene

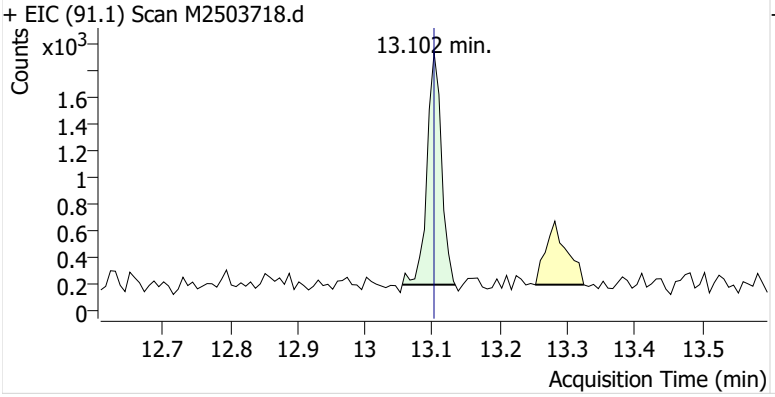

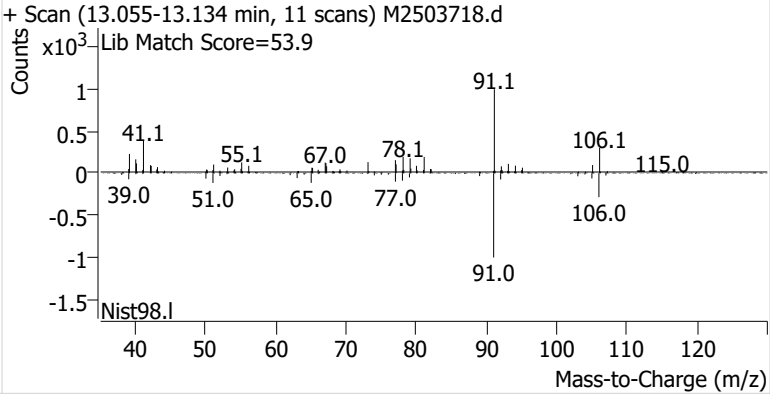

m-/p-Xylenes

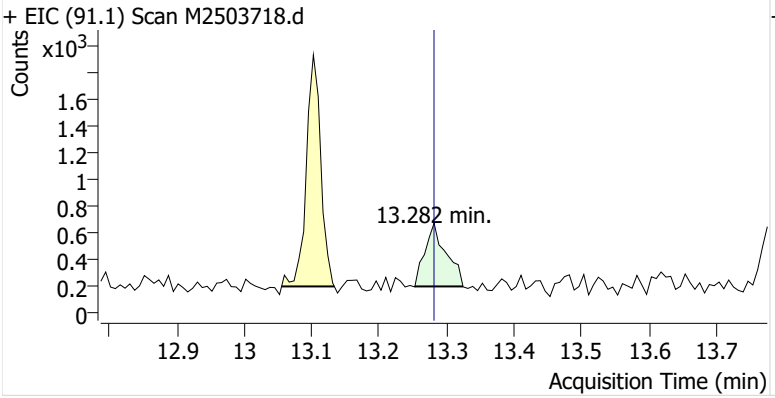

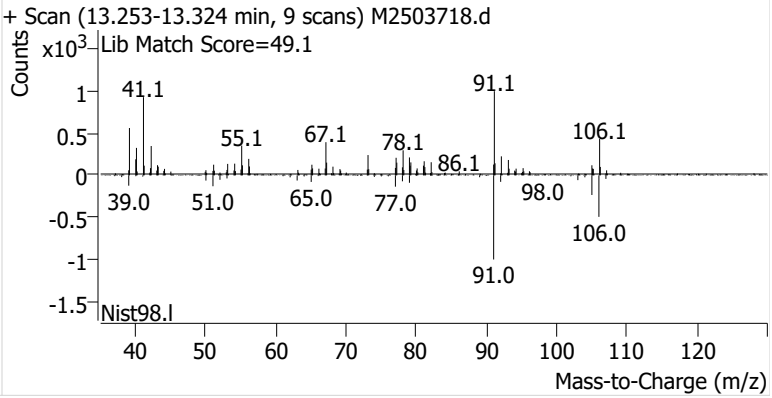

o-Xylene

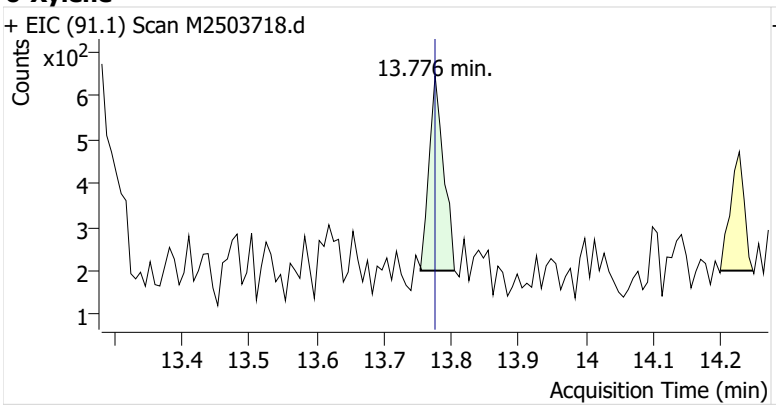
+ EIC (91.1) Scan M2503718.d
Counts
x10^2
13.776 min.
Acquisition Time (min)

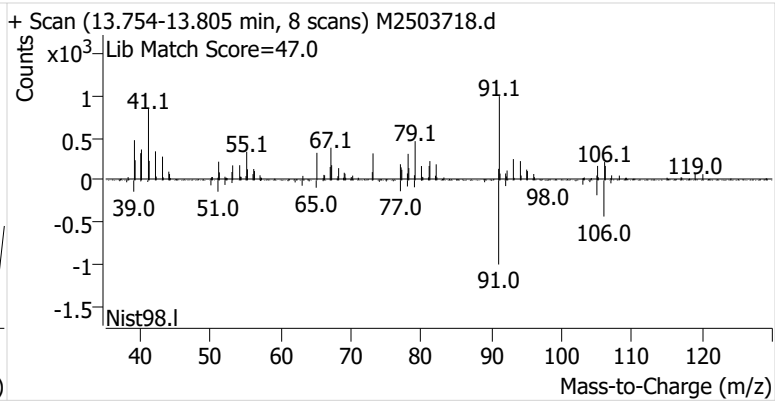
+ Scan (13.754-13.805 min, 8 scans) M2503718.d
Counts
x10^3
Lib Match Score=47.0
41.1
55.1
67.1
79.1
91.1
106.1
119.0
39.0
51.0
65.0
77.0
98.0
106.0
91.0
Nist98.l
Mass-to-Charge (m/z)

Name	CGOSP-3-B-20250826
Comment	C55681
Data File	M2503719.d
Acq. Date-Time	9/28/2025 3:08:23 PM
Acq. Method File	M325B-MTD
Tube Sorbent	Carbopack X
Analyze Quant Version	12.1
Report Quant Version	12.1

Sample Chromatogram

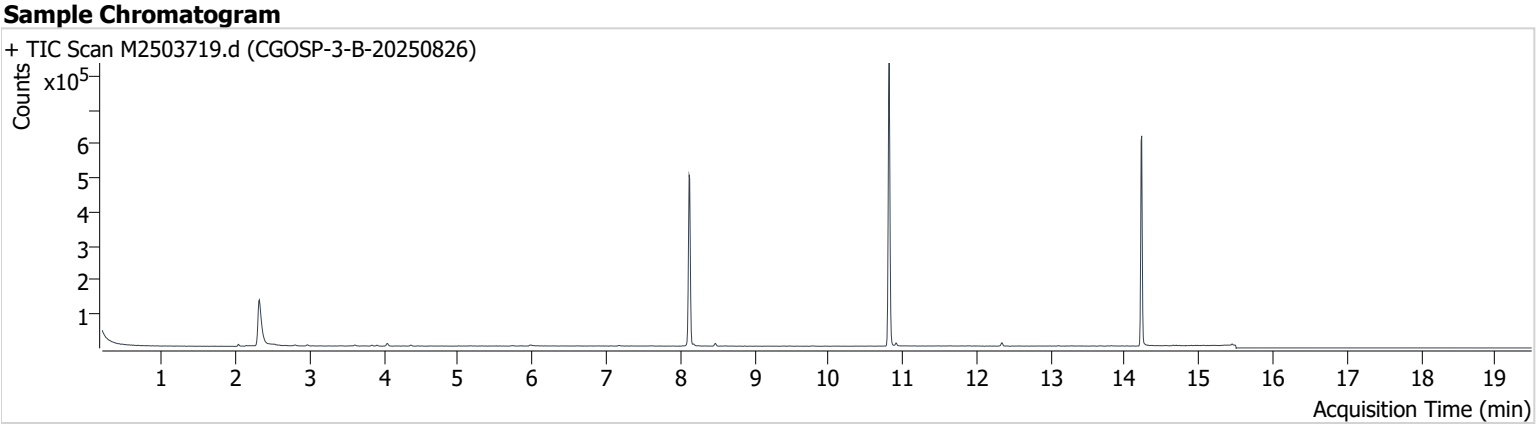

Name	ISTD	RT	ICAL RT	Resp.	Int. Flag
Benzene-d6 (IS)		8.117	8.124	470,910	
Benzene	Benzene-d6 (IS)	8.181	8.181	3,762	
Toluene-d8 (IS)		10.817	10.817	512,211	
Toluene	Toluene-d8 (IS)	10.910	10.910	5,267	
Ethylbenzene	Toluene-d8 (IS)	13.102	13.102	682	
m-/p-Xylenes	Toluene-d8 (IS)	13.274	13.281	428	
o-Xylene	Toluene-d8 (IS)	13.790	13.776	151	

Benzene-d6 (IS)

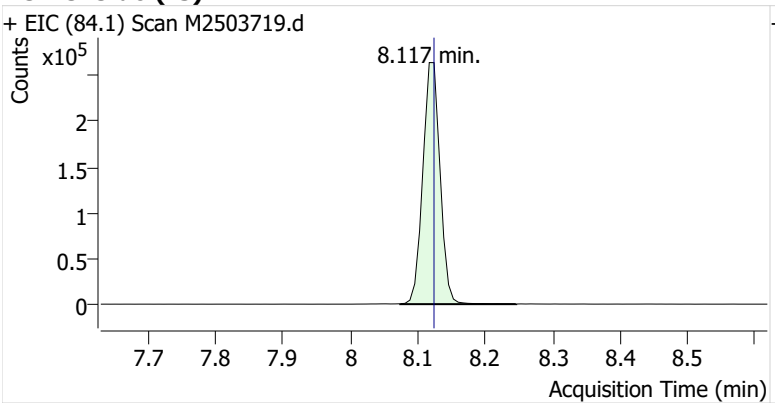

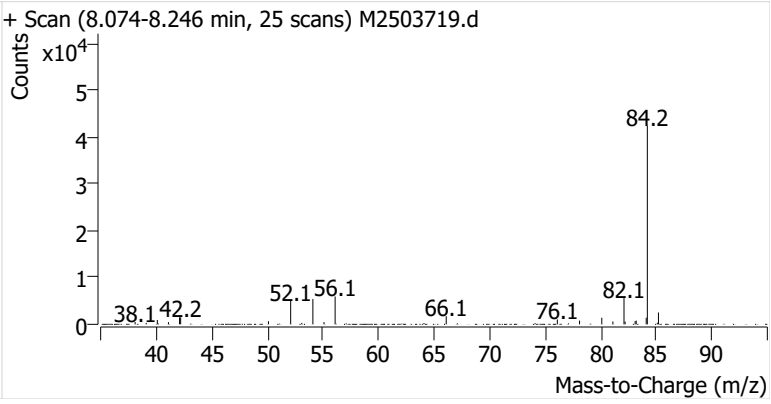

Benzene

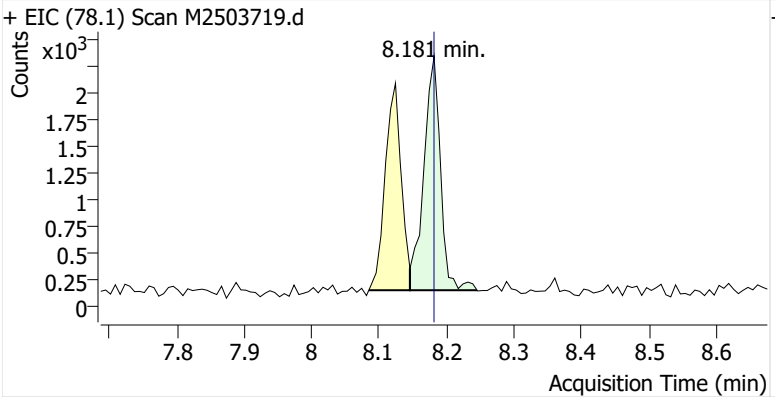

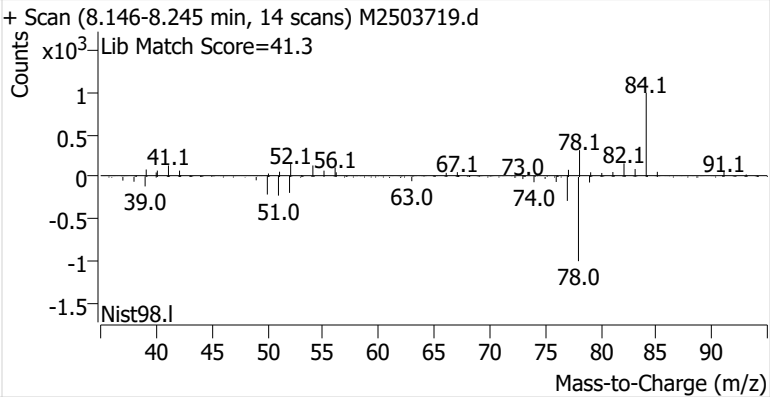

Toluene-d8 (IS)

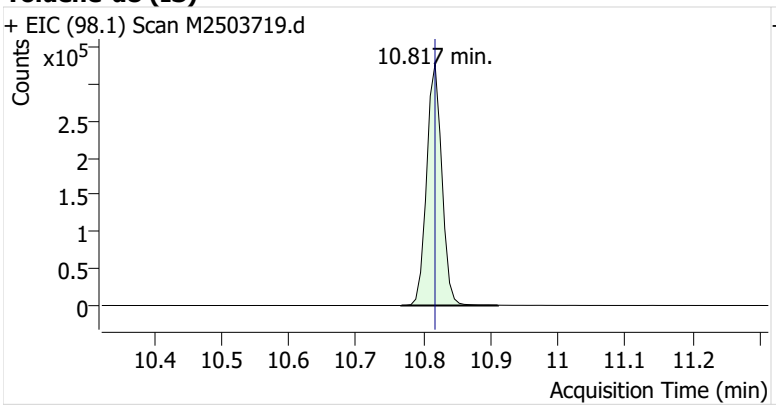

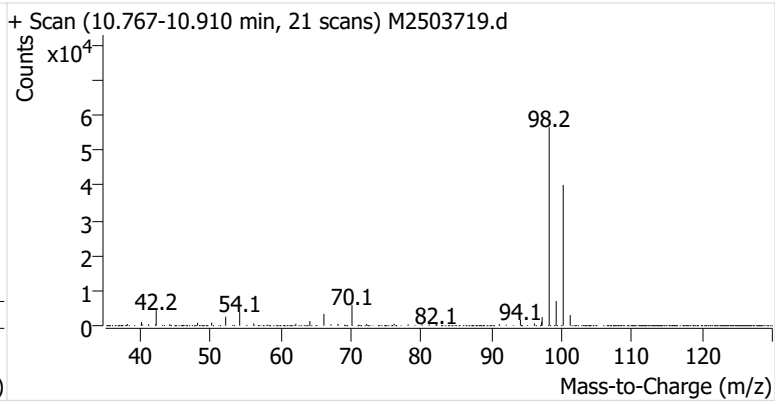

Toluene

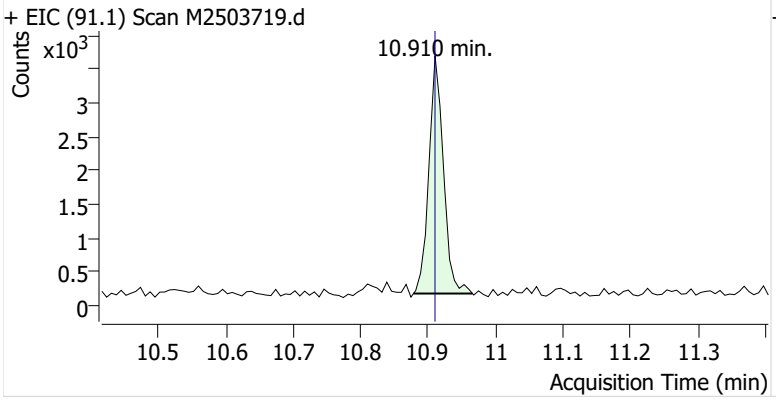

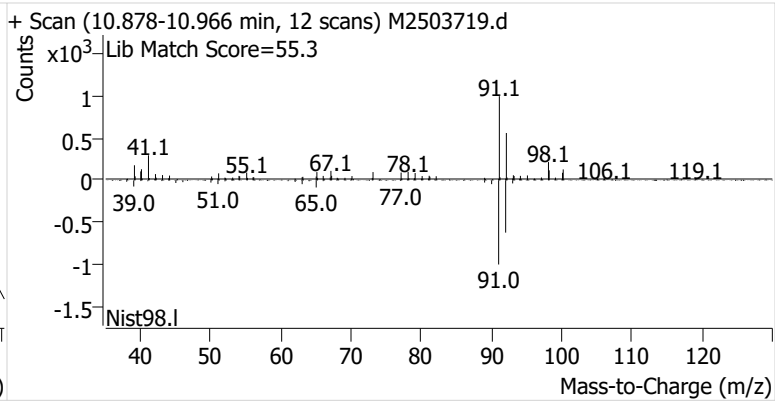

Ethylbenzene

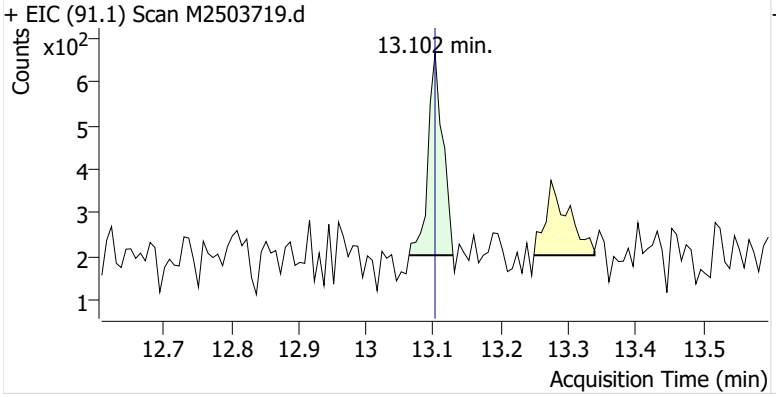

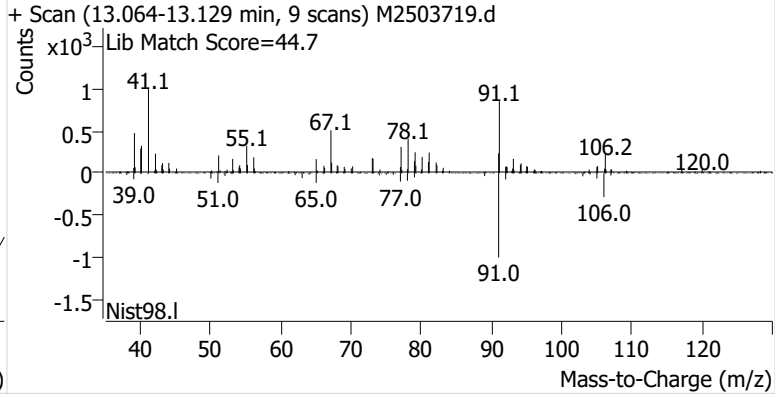

m-/p-Xylenes

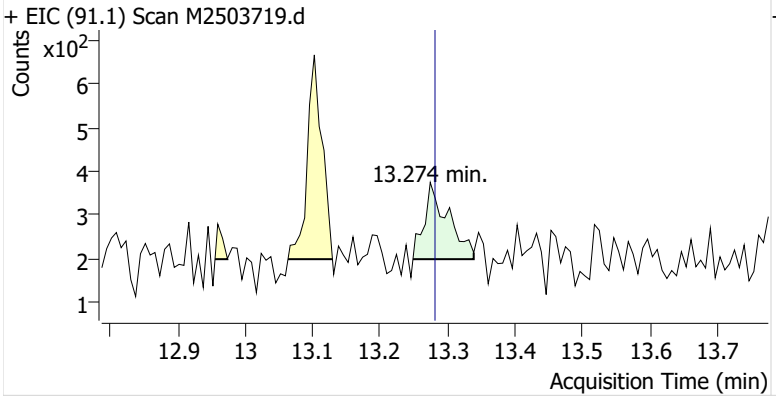

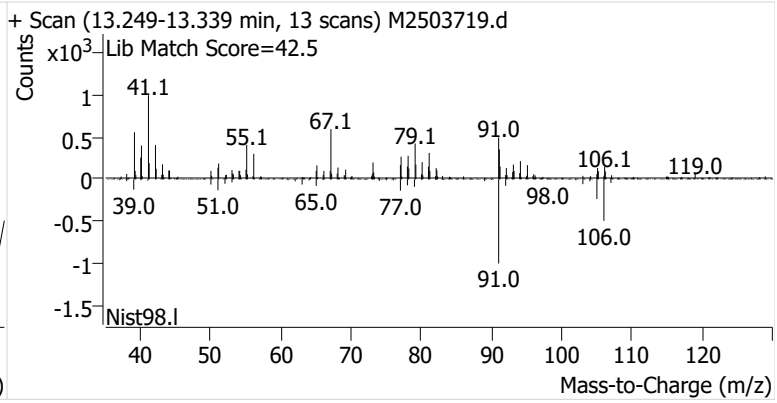

o-Xylene

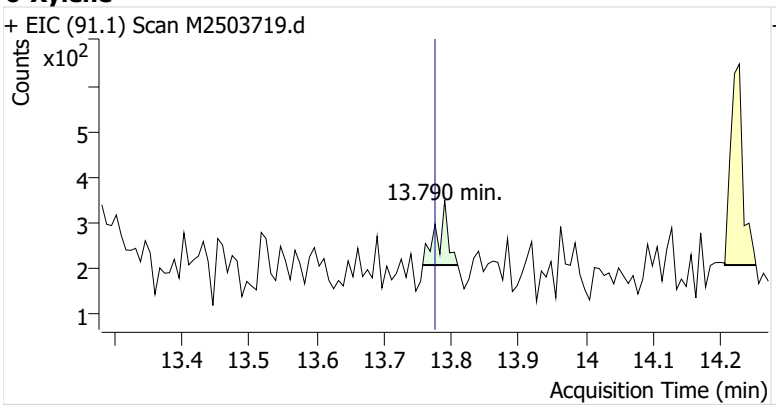
+ EIC (91.1) Scan M2503719.d
Counts
x10^2
13.790 min.
Acquisition Time (min)

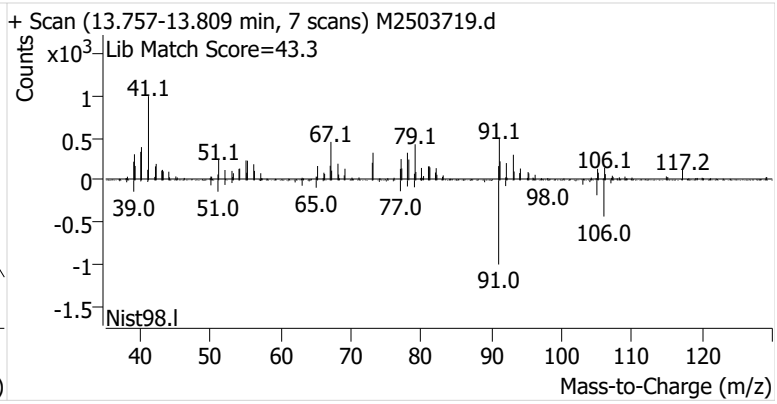
+ Scan (13.757-13.809 min, 7 scans) M2503719.d
Counts
x10^3
Lib Match Score=43.3
41.1
51.1
67.1
79.1
91.1
106.1
117.2
39.0
51.0
65.0
77.0
98.0
106.0
91.0
Nist98.l
Mass-to-Charge (m/z)

Name	CGOSP-1-S-20250826
Comment	C60301
Data File	M2503720.d
Acq. Date-Time	9/28/2025 3:37:05 PM
Acq. Method File	M325B-MTD
Tube Sorbent	Carbopack X
Analyze Quant Version	12.1
Report Quant Version	12.1

Sample Chromatogram

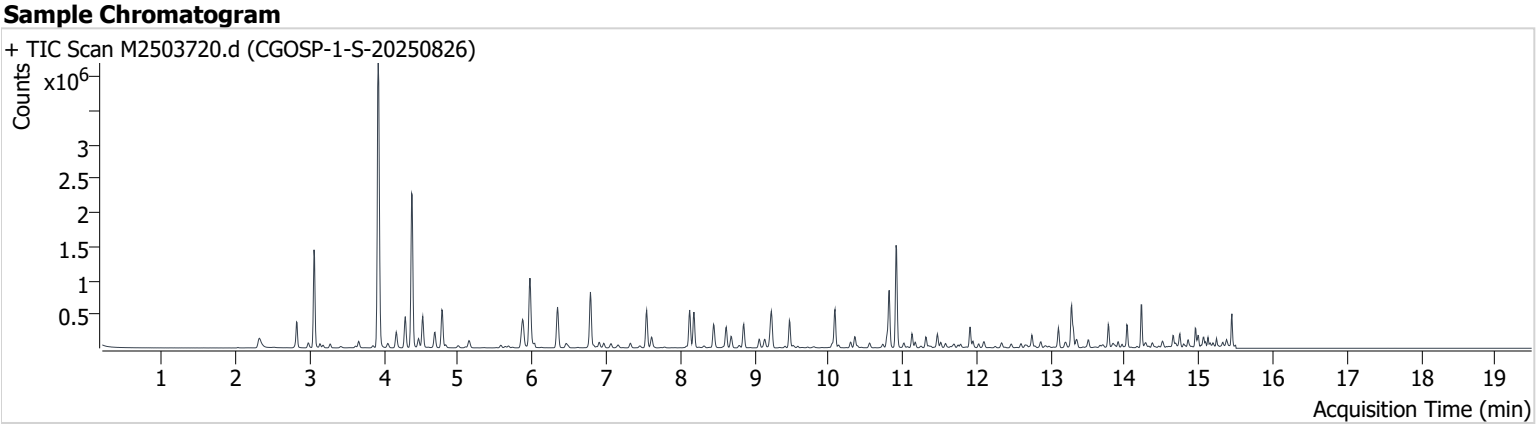

Name	ISTD	RT	ICAL RT	Resp.	Int. Flag
Benzene-d6 (IS)		8.124	8.124	474,954	
Benzene	Benzene-d6 (IS)	8.181	8.181	447,583	
Toluene-d8 (IS)		10.817	10.817	518,692	
Toluene	Toluene-d8 (IS)	10.911	10.910	980,773	
Ethylbenzene	Toluene-d8 (IS)	13.102	13.102	185,343	
m-/p-Xylenes	Toluene-d8 (IS)	13.282	13.281	476,316	
o-Xylene	Toluene-d8 (IS)	13.776	13.776	182,987	

Benzene-d6 (IS)

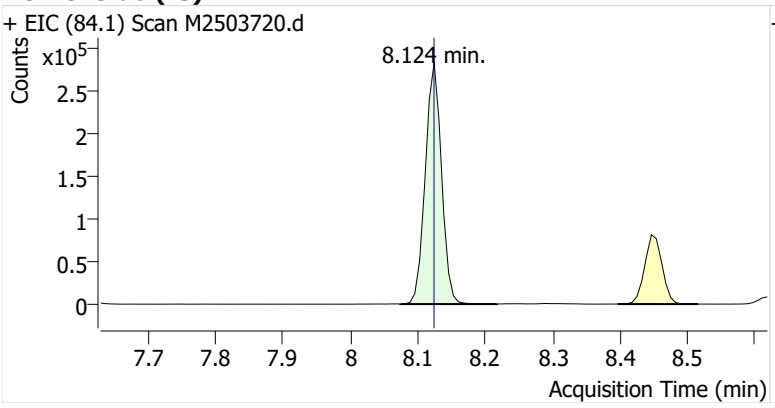

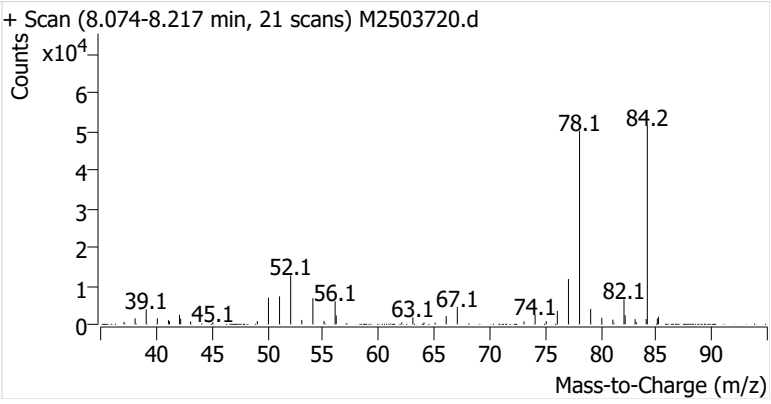

Benzene

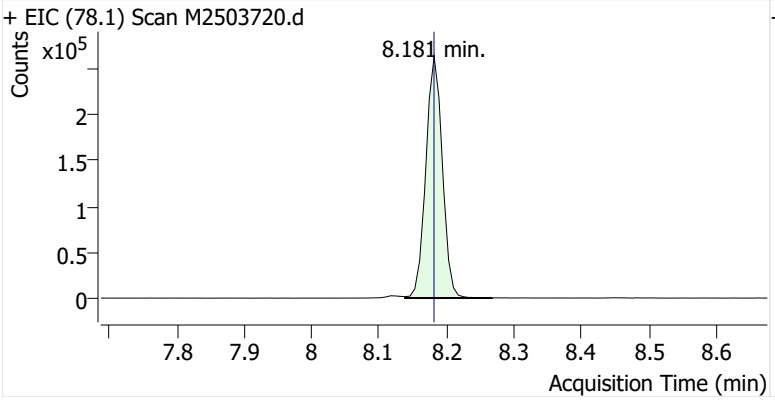

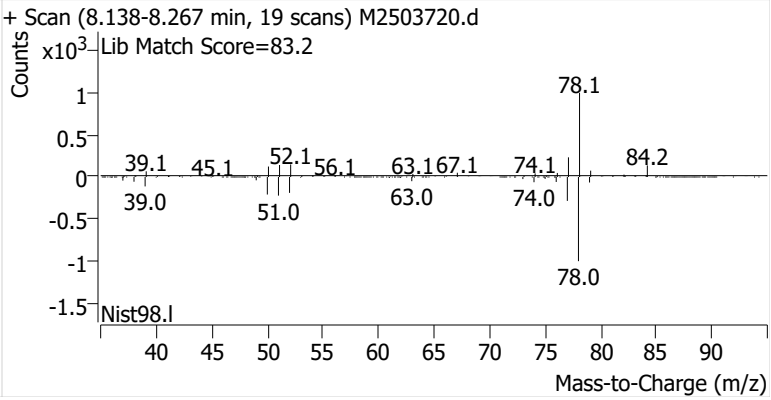

Toluene-d8 (IS)

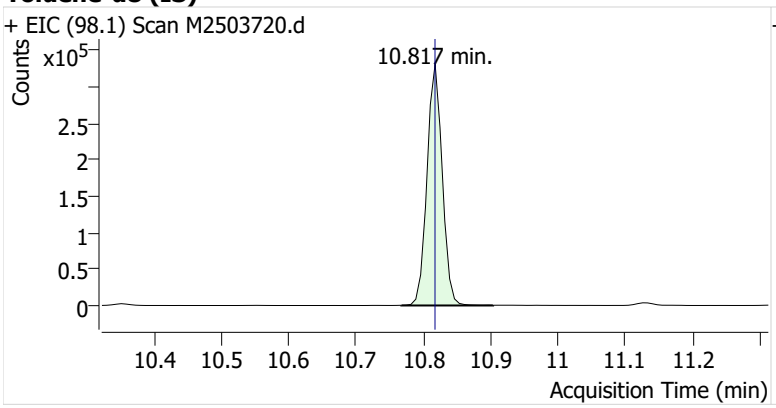

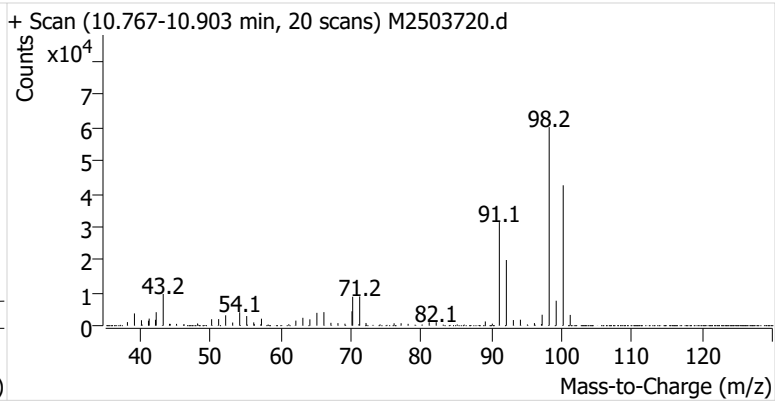

Toluene

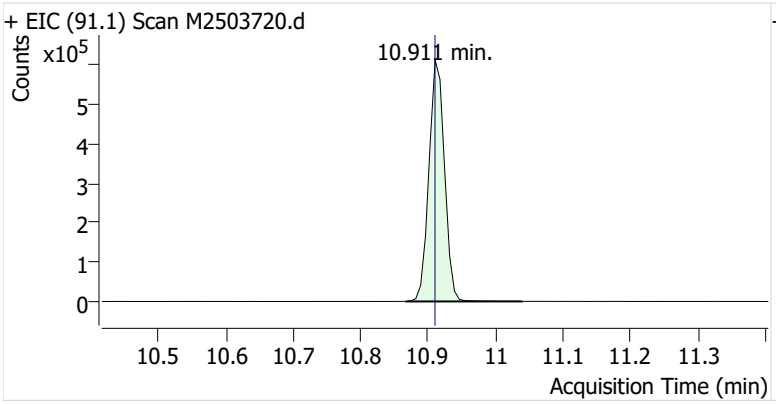

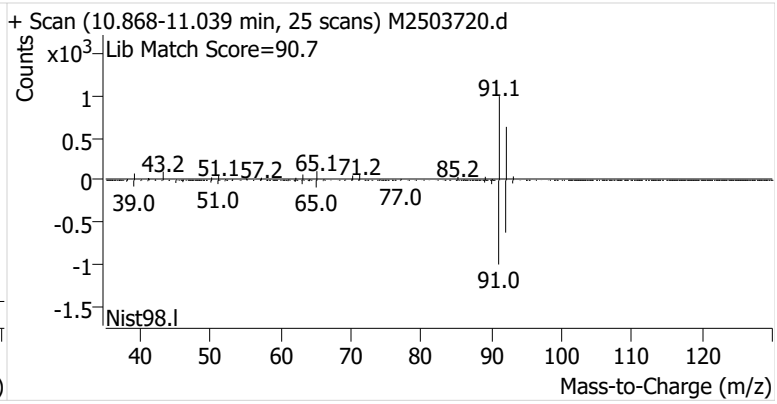

Ethylbenzene

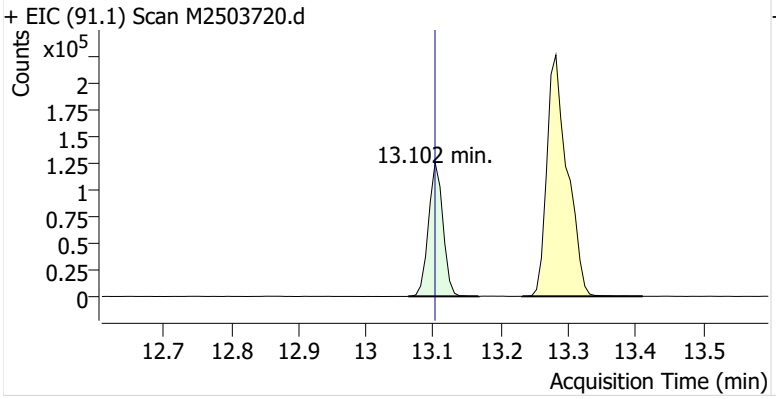

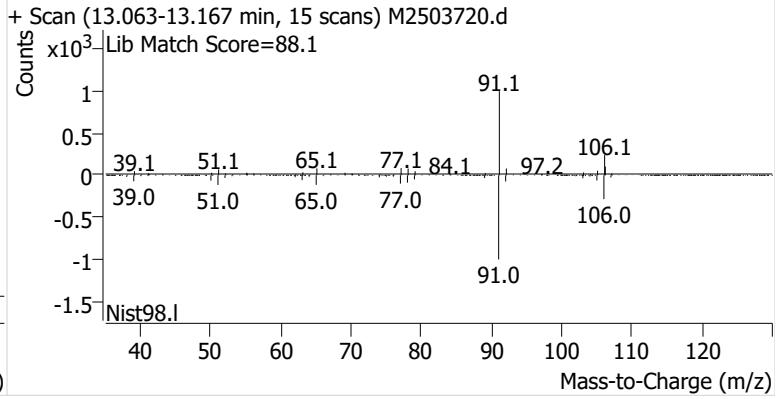

m-/p-Xylenes

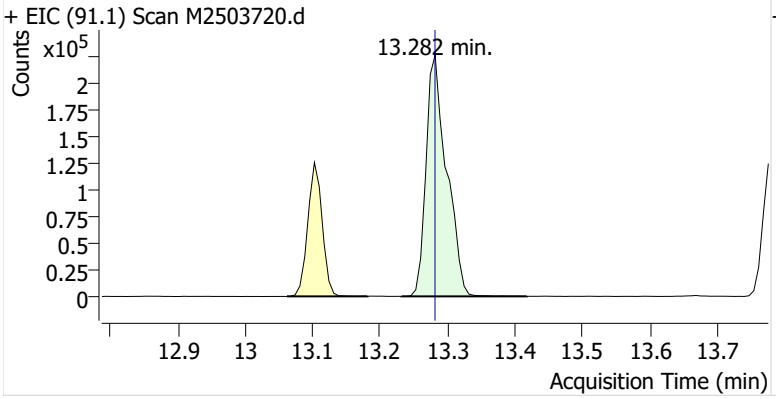

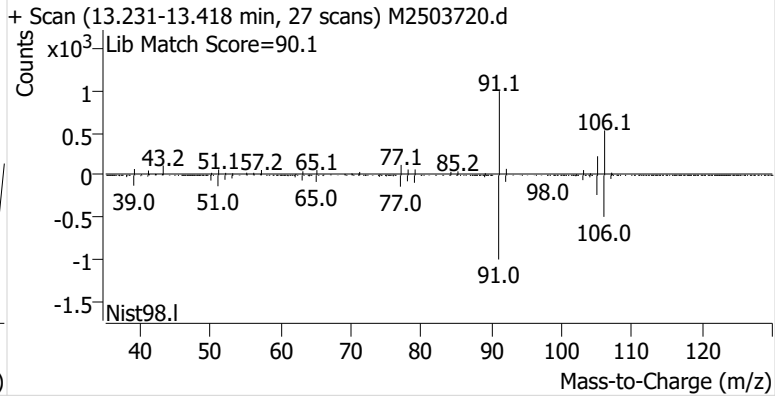

o-Xylene

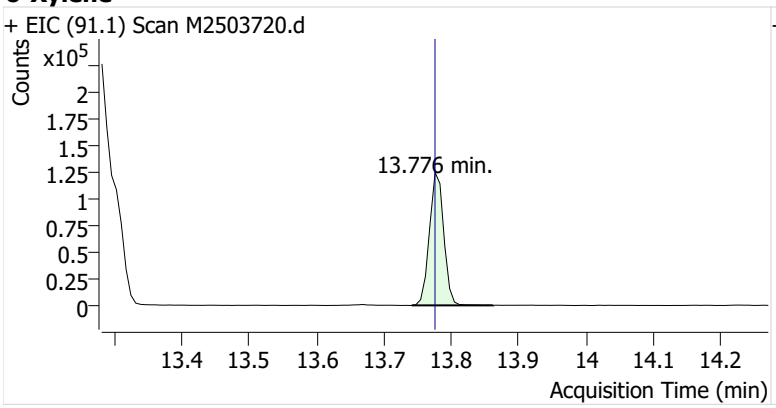
+ EIC (91.1) Scan M2503720.d
Counts
x10^5
2
1.75
1.5
1.25
1
0.75
0.5
0.25
0
13.776 min.
13.4
13.5
13.6
13.7
13.8
13.9
14
14.1
14.2
Acquisition Time (min)

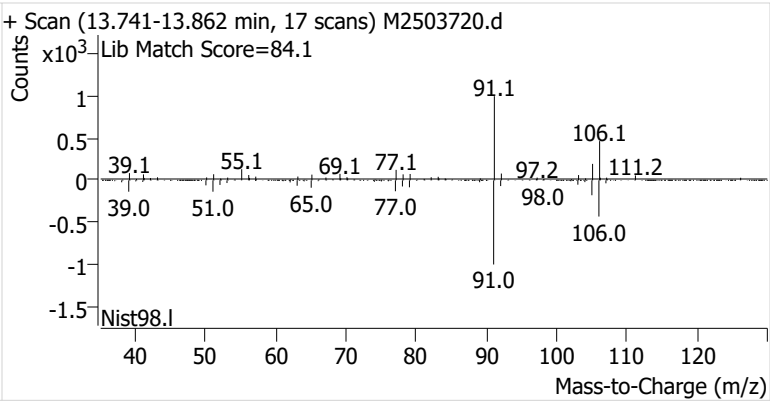
+ Scan (13.741-13.862 min, 17 scans) M2503720.d
Counts
x10^3
Lib Match Score=84.1
1
0.5
0
-0.5
-1
-1.5
91.1
106.1
39.1
55.1
69.1
77.1
97.2
111.2
39.0
51.0
65.0
77.0
98.0
106.0
91.0
Nist98.l
40
50
60
70
80
90
100
110
120
Mass-to-Charge (m/z)

Name	CGOSP-2-S-20250826
Comment	C56787
Data File	M2503721.d
Acq. Date-Time	9/28/2025 4:05:48 PM
Acq. Method File	M325B-MTD
Tube Sorbent	Carbopack X
Analyze Quant Version	12.1
Report Quant Version	12.1

Sample Chromatogram

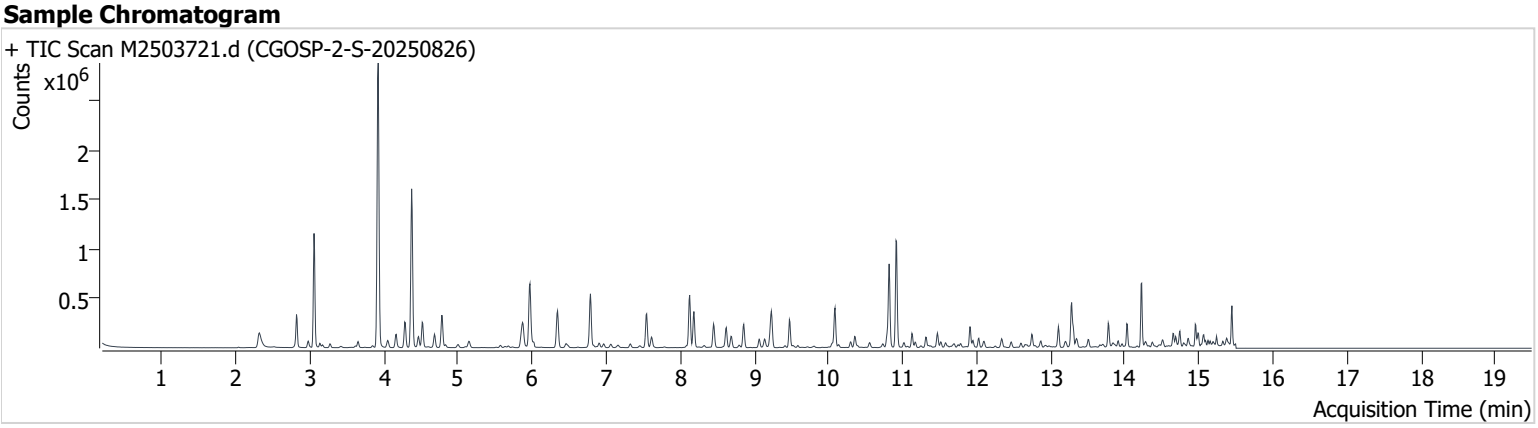

Name	ISTD	RT	ICAL RT	Resp.	Int. Flag
Benzene-d6 (IS)		8.124	8.124	469,600	
Benzene	Benzene-d6 (IS)	8.181	8.181	306,371	
Toluene-d8 (IS)		10.817	10.817	516,146	
Toluene	Toluene-d8 (IS)	10.910	10.910	692,912	
Ethylbenzene	Toluene-d8 (IS)	13.102	13.102	132,548	
m-/p-Xylenes	Toluene-d8 (IS)	13.281	13.281	340,461	
o-Xylene	Toluene-d8 (IS)	13.776	13.776	128,662	

Benzene-d6 (IS)

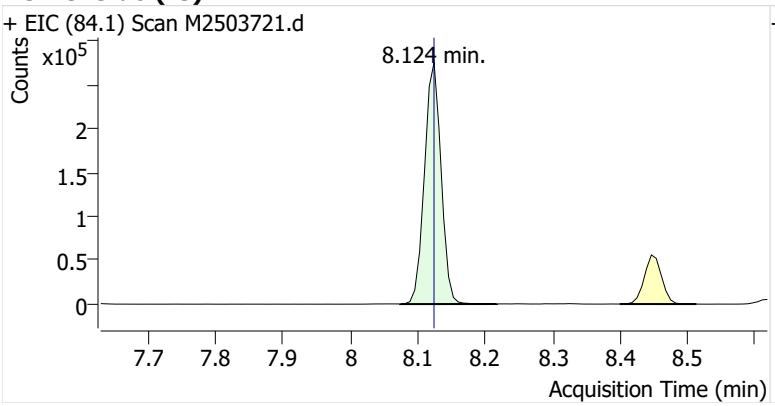

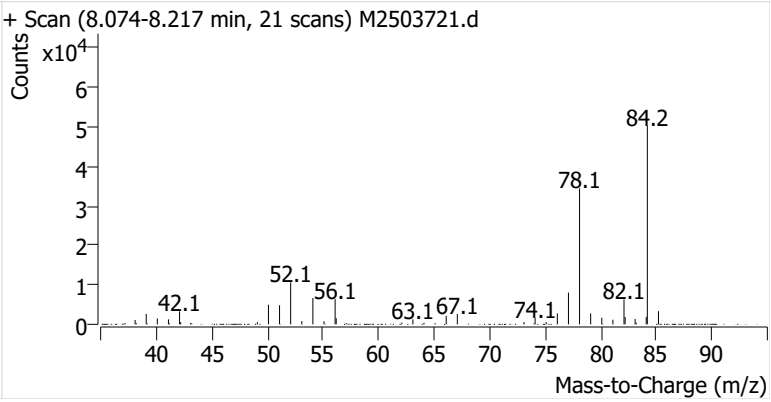

Benzene

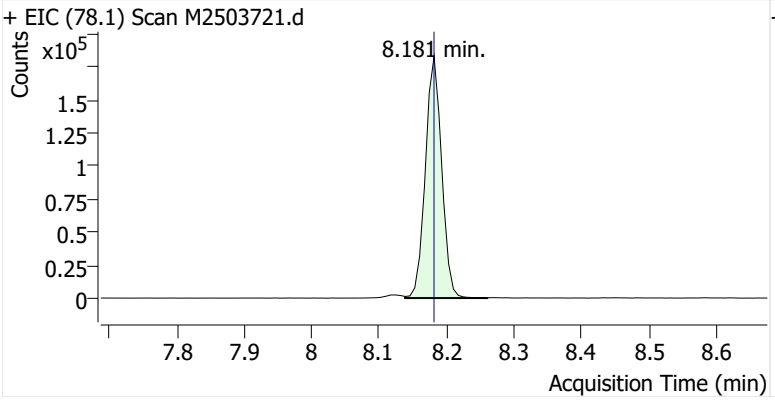

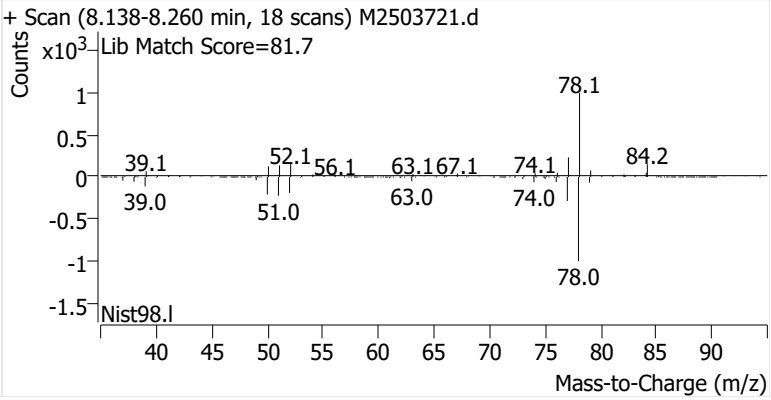

Toluene-d8 (IS)

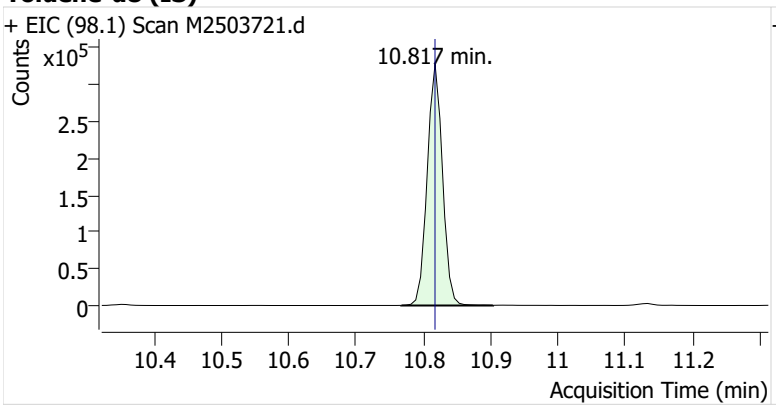

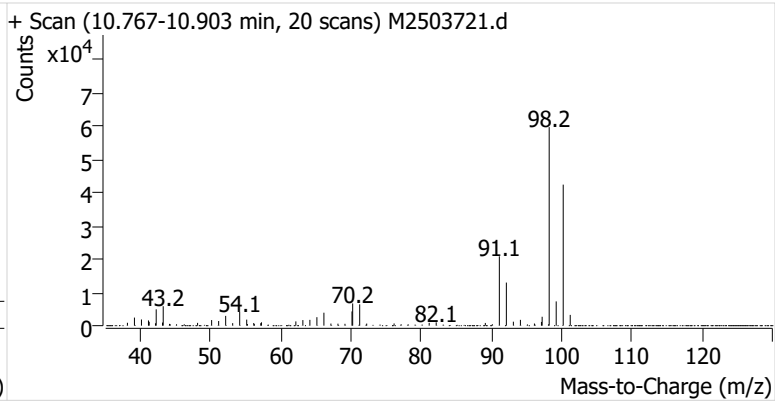

Toluene

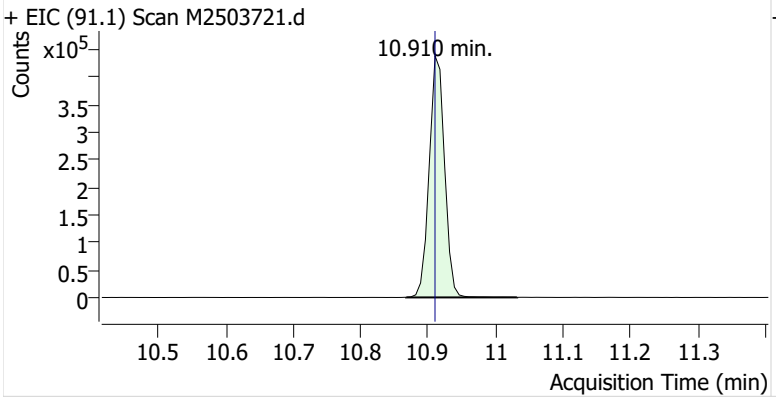

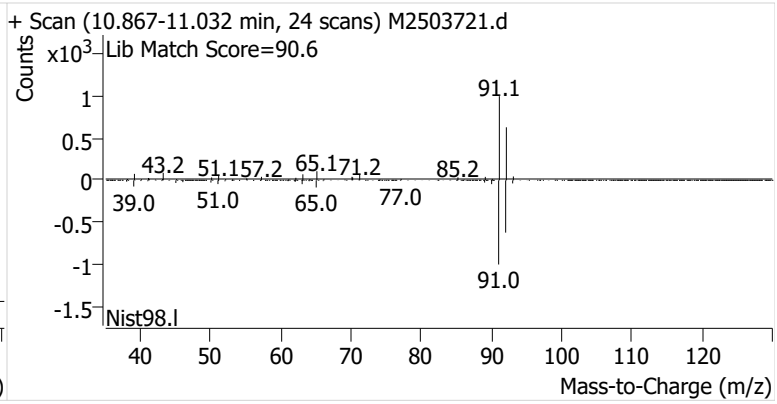

Ethylbenzene

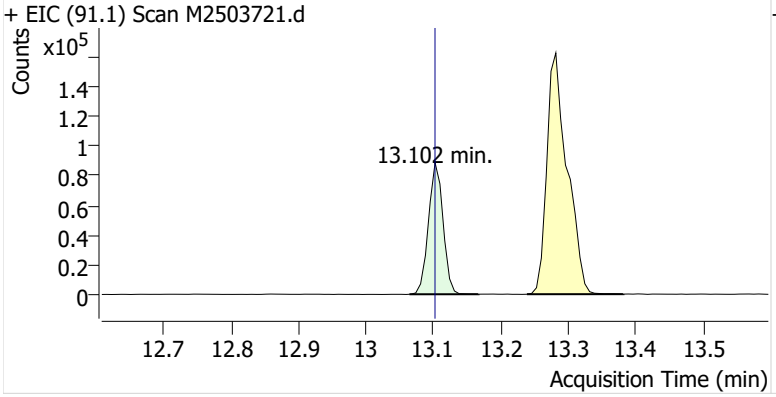

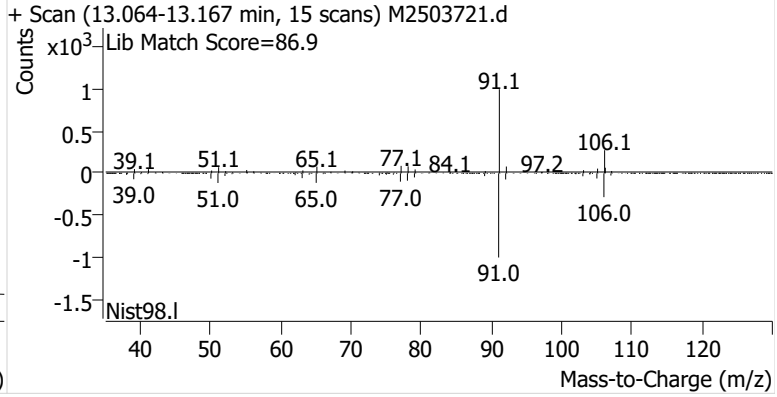

m-/p-Xylenes

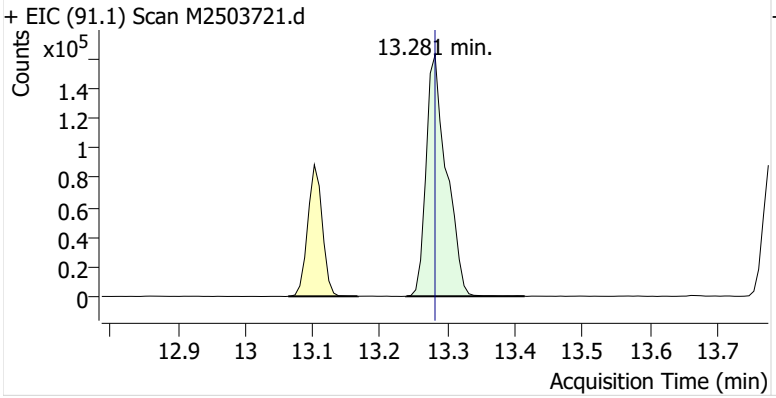

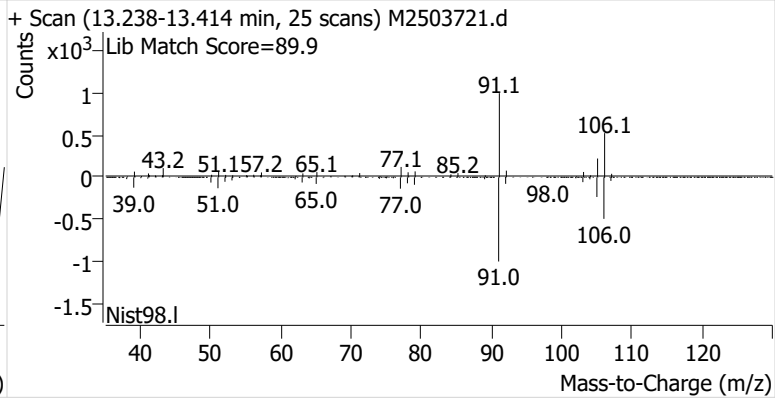

o-Xylene

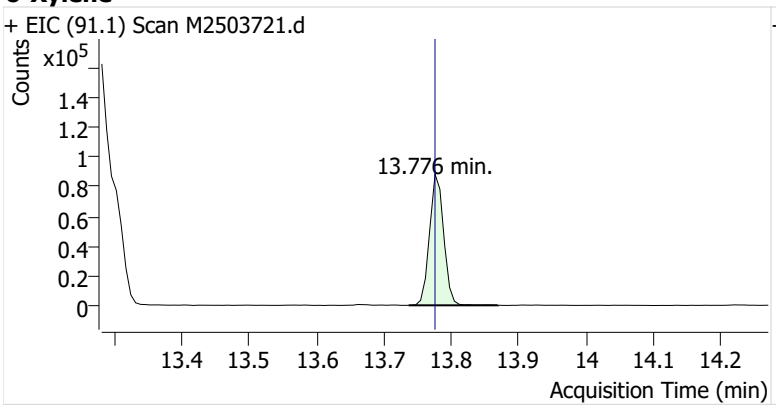
+ EIC (91.1) Scan M2503721.d
Counts
x10^5
1.4
1.2
1
0.8
0.6
0.4
0.2
0
13.776 min.
13.4
13.5
13.6
13.7
13.8
13.9
14
14.1
14.2
Acquisition Time (min)

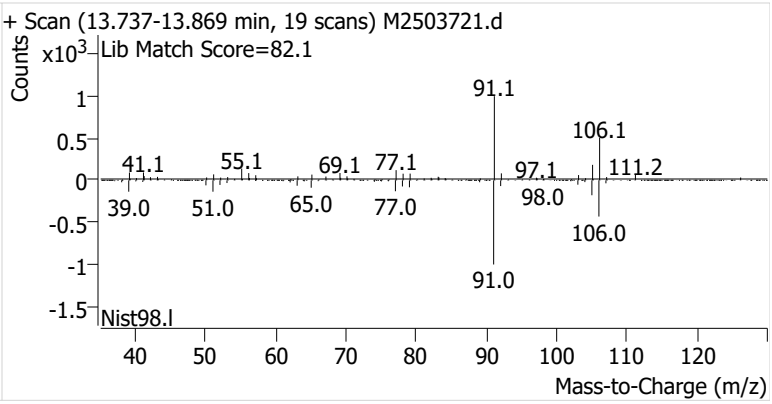
+ Scan (13.737-13.869 min, 19 scans) M2503721.d
Counts
x10^3
Lib Match Score=82.1
1
0.5
0
-0.5
-1
-1.5
91.1
106.1
41.1
55.1
69.1
77.1
97.1
111.2
39.0
51.0
65.0
77.0
98.0
106.0
91.0
Nist98.l
40
50
60
70
80
90
100
110
120
Mass-to-Charge (m/z)

Name	CGOSP-3-S-20250826
Comment	C39228
Data File	M2503722.d
Acq. Date-Time	9/28/2025 4:34:20 PM
Acq. Method File	M325B-MTD
Tube Sorbent	Carbopack X
Analyze Quant Version	12.1
Report Quant Version	12.1

Sample Chromatogram

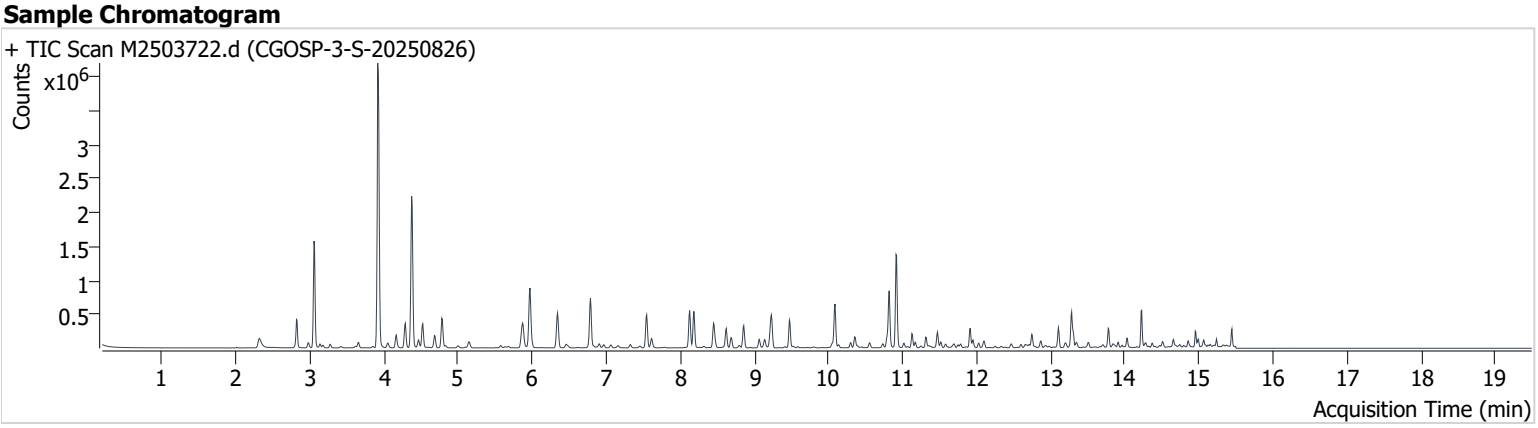

Name	ISTD	RT	ICAL RT	Resp.	Int. Flag
Benzene-d6 (IS)		8.124	8.124	476,626	
Benzene	Benzene-d6 (IS)	8.181	8.181	460,686	
Toluene-d8 (IS)		10.817	10.817	514,477	
Toluene	Toluene-d8 (IS)	10.910	10.910	898,452	
Ethylbenzene	Toluene-d8 (IS)	13.102	13.102	185,436	
m-/p-Xylenes	Toluene-d8 (IS)	13.281	13.281	386,037	
o-Xylene	Toluene-d8 (IS)	13.776	13.776	147,978	

Benzene-d6 (IS)

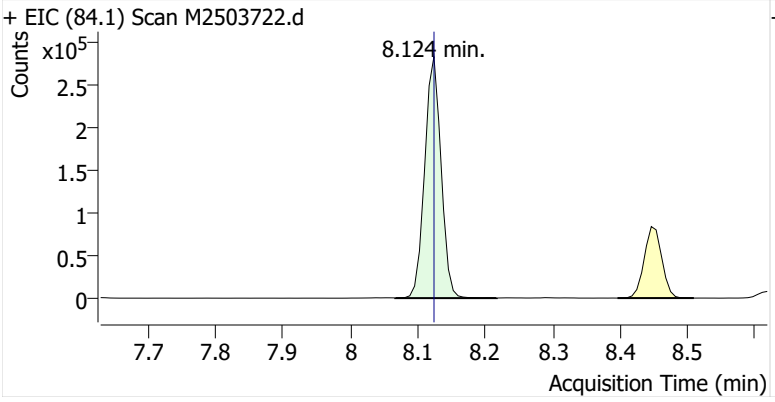

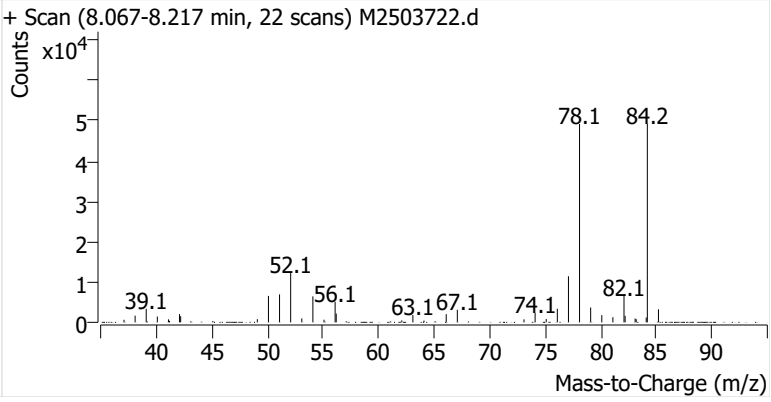

Benzene

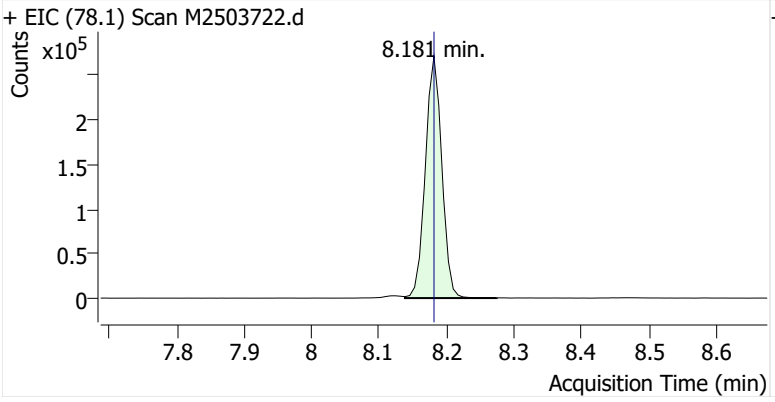

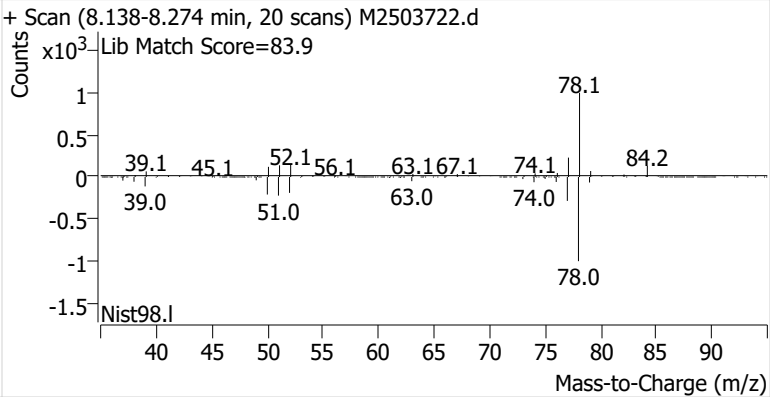

Toluene-d8 (IS)

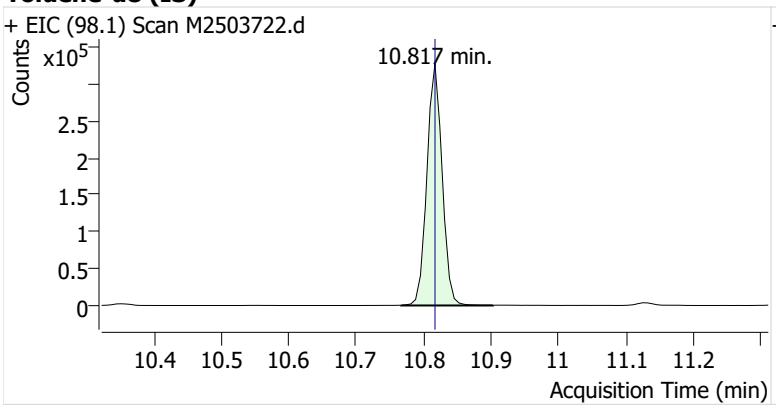

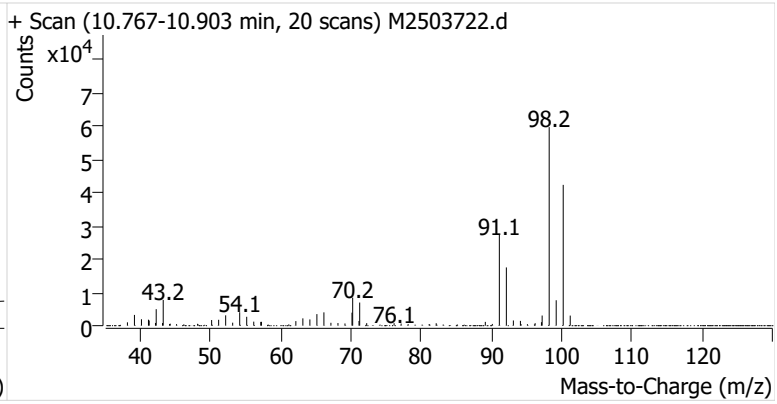

Toluene

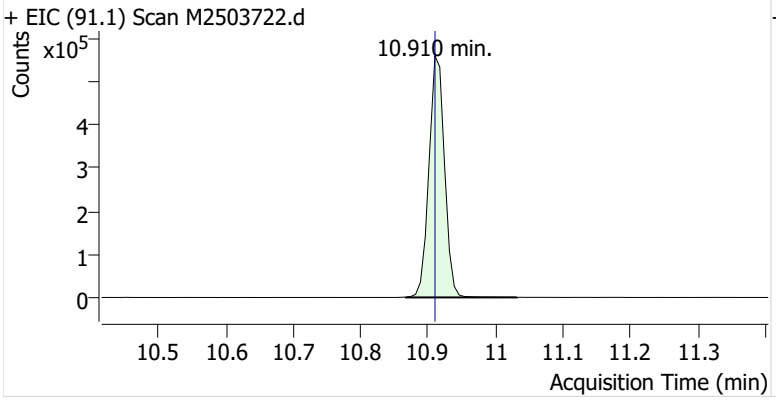

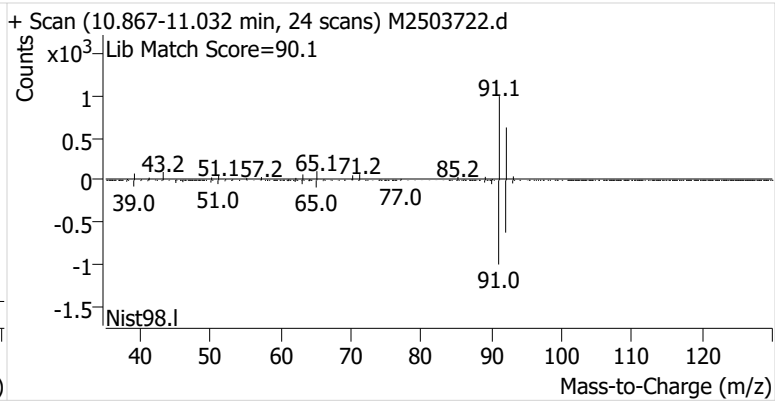

Ethylbenzene

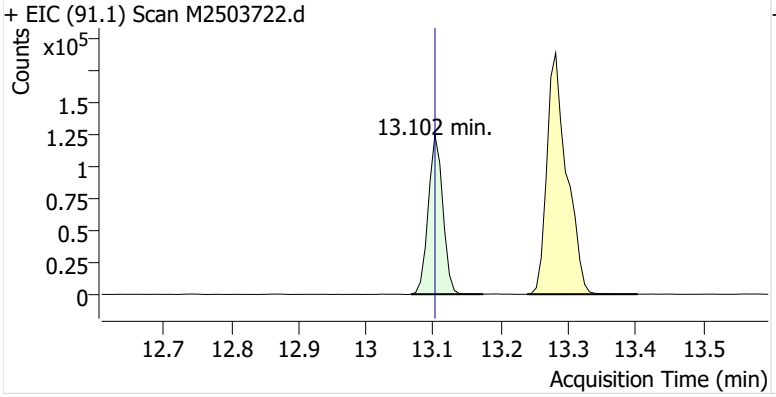

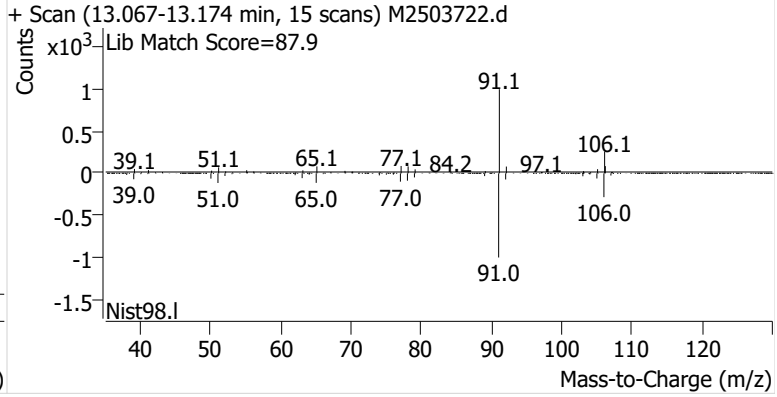

m-/p-Xylenes

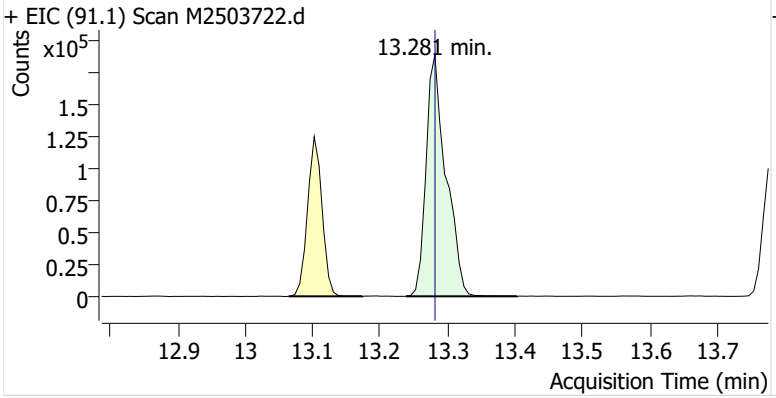

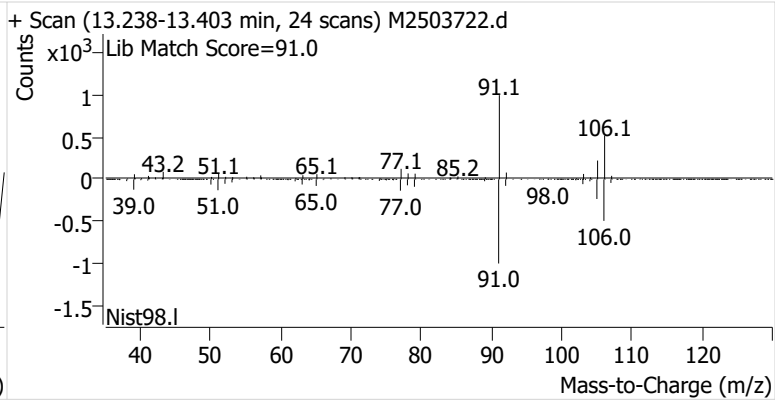

o-Xylene

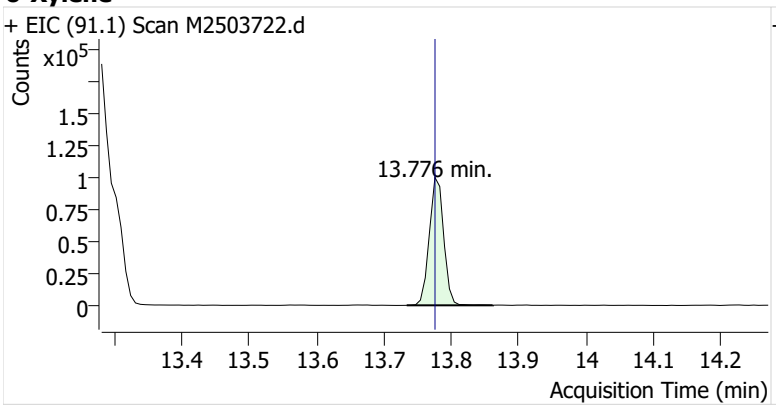
+ EIC (91.1) Scan M2503722.d
Counts
x10^5
1.5
1.25
1
0.75
0.5
0.25
0
13.776 min.
13.4
13.5
13.6
13.7
13.8
13.9
14
14.1
14.2
Acquisition Time (min)

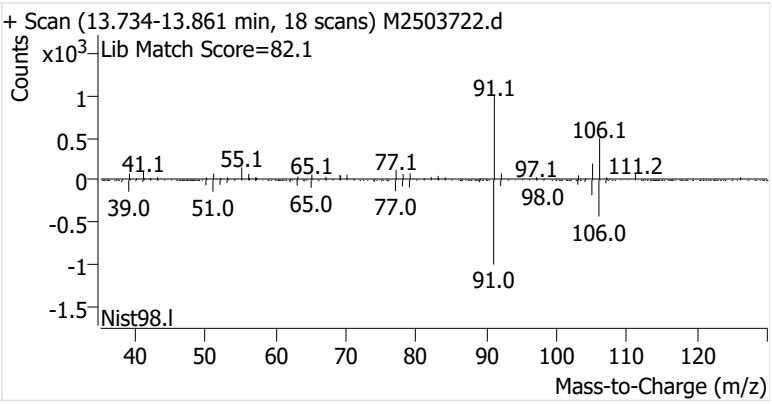
+ Scan (13.734-13.861 min, 18 scans) M2503722.d
Counts
x10^3
Lib Match Score=82.1
1
0.5
0
-0.5
-1
-1.5
91.1
106.1
41.1
55.1
65.1
77.1
97.1
111.2
39.0
51.0
65.0
77.0
98.0
106.0
91.0
Nist98.l
40
50
60
70
80
90
100
110
120
Mass-to-Charge (m/z)

Name	CGOSP-3-D-20250826
Comment	C55438
Data File	M2503723.d
Acq. Date-Time	9/28/2025 5:03:04 PM
Acq. Method File	M325B-MTD
Tube Sorbent	Carbopack X
Analyze Quant Version	12.1
Report Quant Version	12.1

Sample Chromatogram

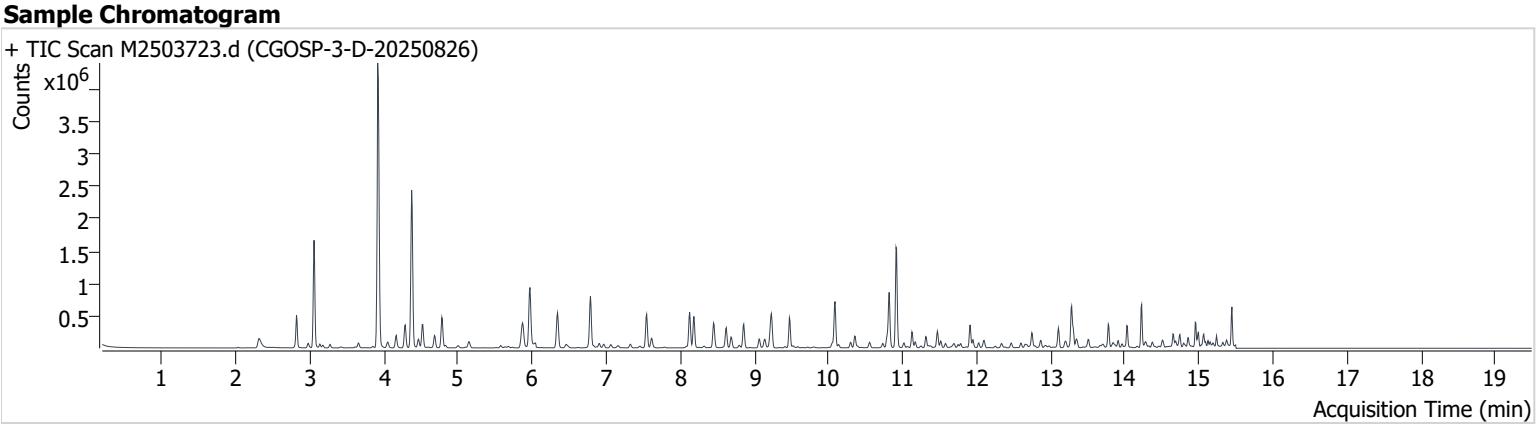

Name	ISTD	RT	ICAL RT	Resp.	Int. Flag
Benzene-d6 (IS)		8.124	8.124	472,331	
Benzene	Benzene-d6 (IS)	8.181	8.181	412,501	
Toluene-d8 (IS)		10.817	10.817	517,823	
Toluene	Toluene-d8 (IS)	10.910	10.910	1,012,900	
Ethylbenzene	Toluene-d8 (IS)	13.102	13.102	193,724	
m-/p-Xylenes	Toluene-d8 (IS)	13.281	13.281	488,213	
o-Xylene	Toluene-d8 (IS)	13.776	13.776	190,109	

Benzene-d6 (IS)

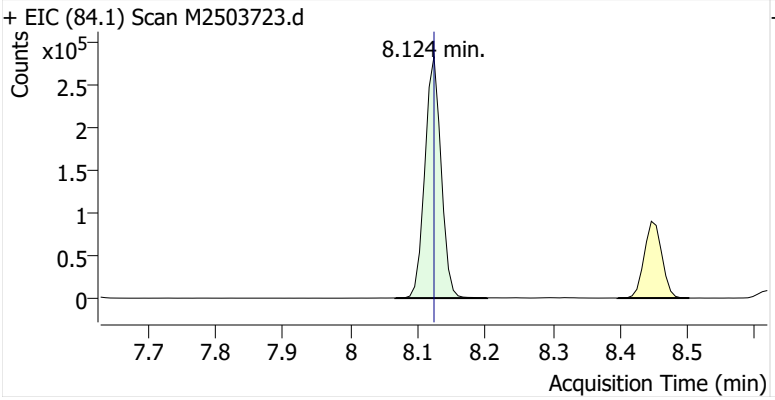

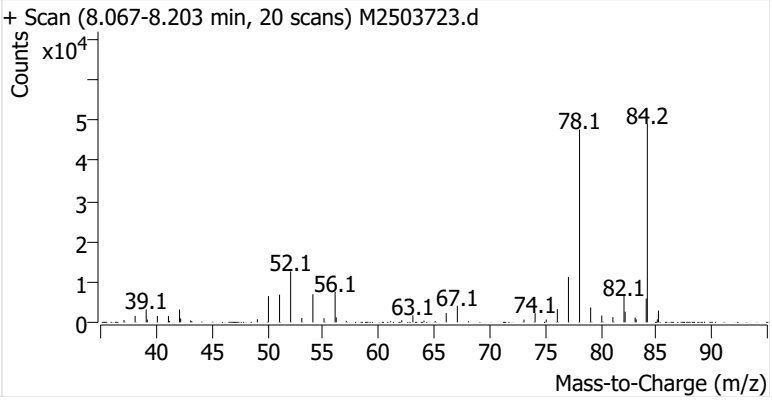

Benzene

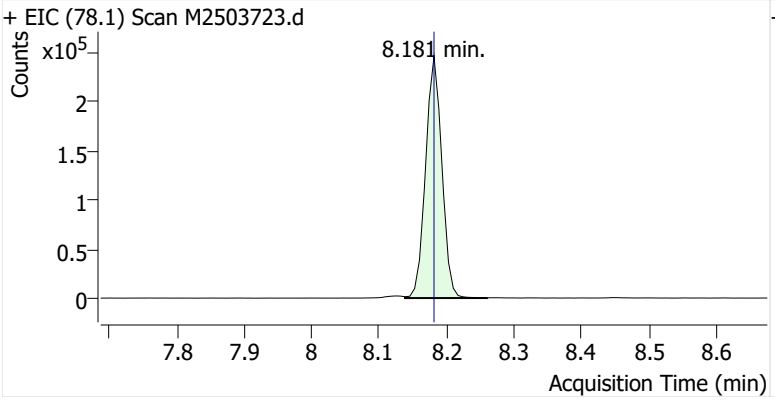

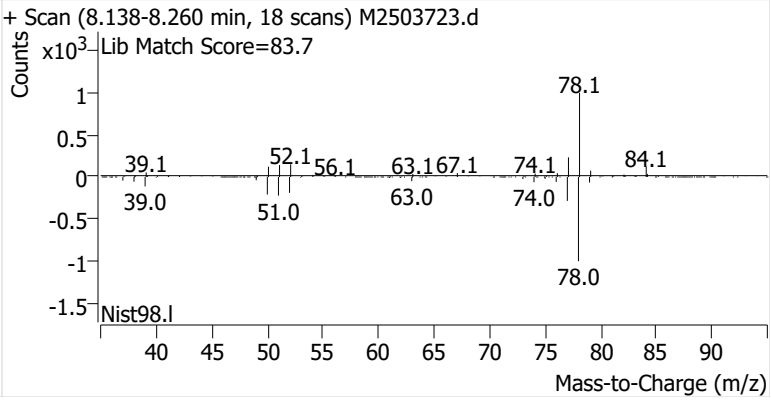

Toluene-d8 (IS)

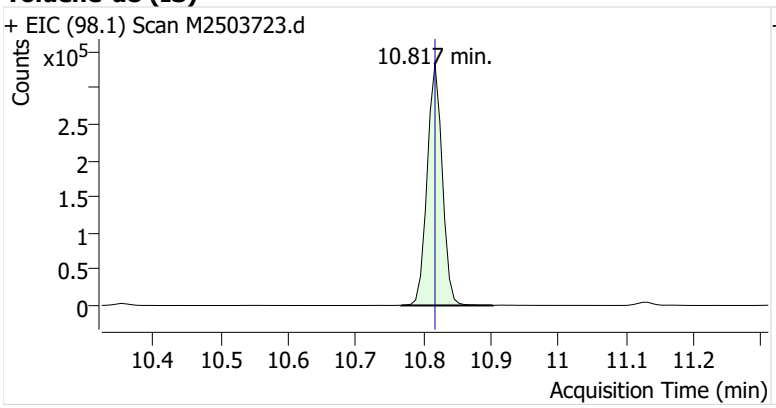

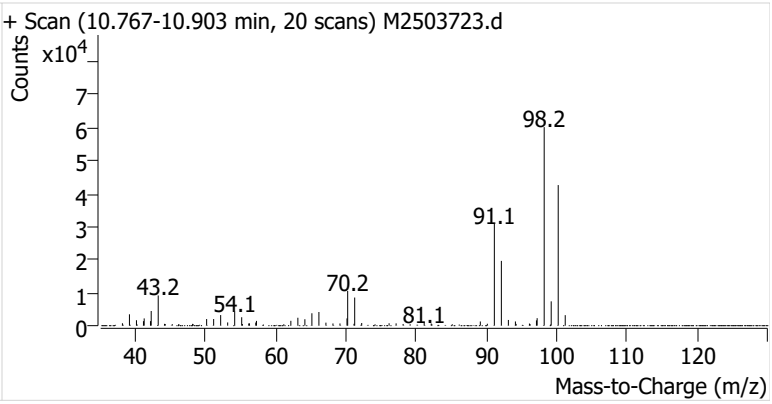

Toluene

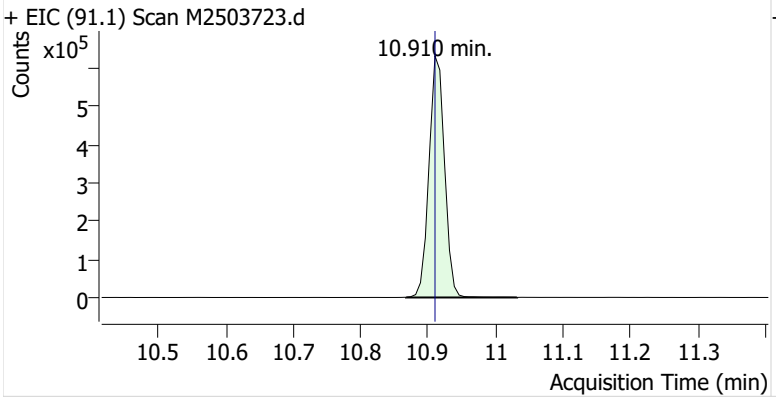

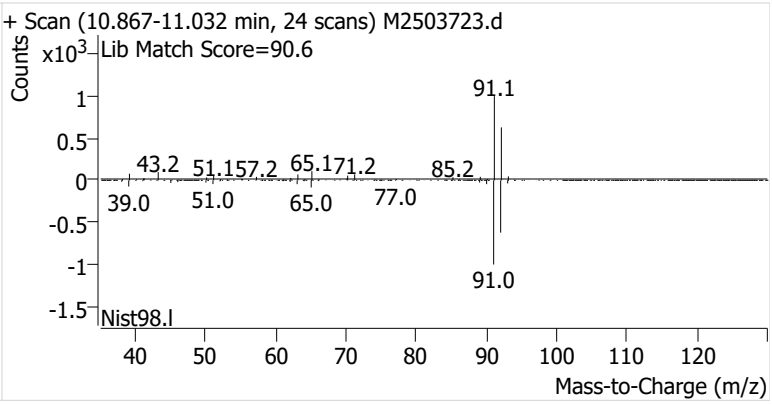

Ethylbenzene

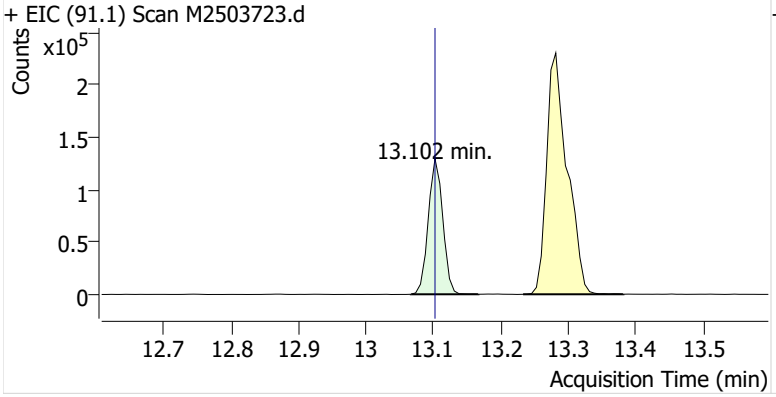

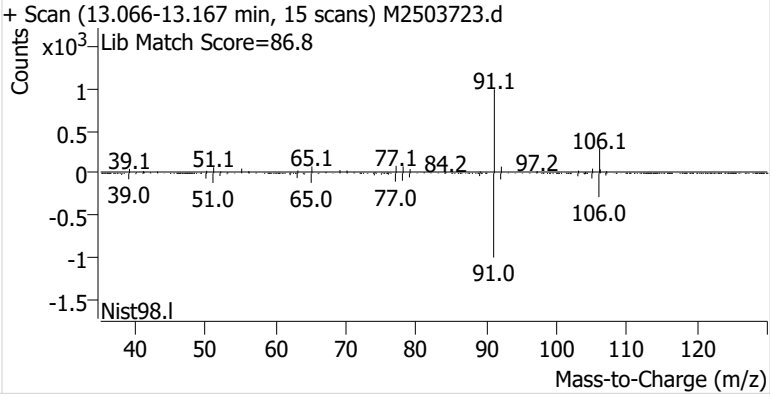

m-/p-Xylenes

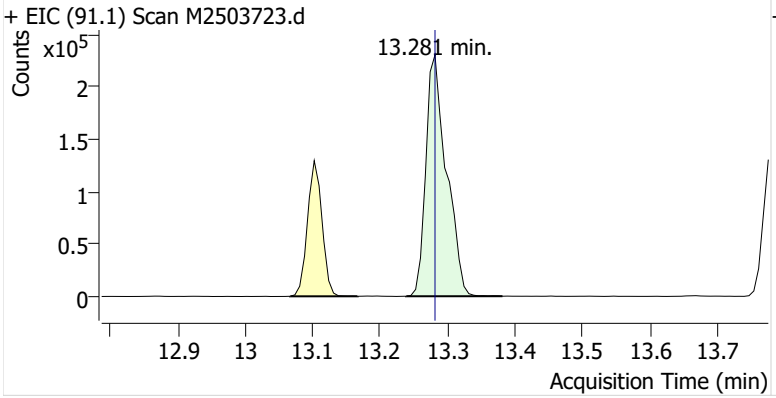

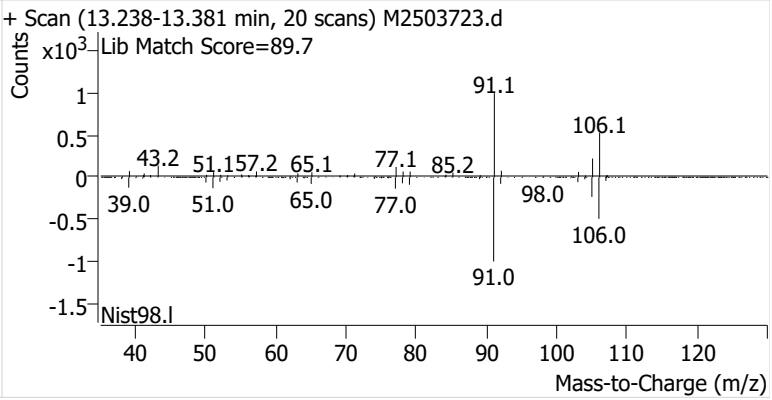

o-Xylene

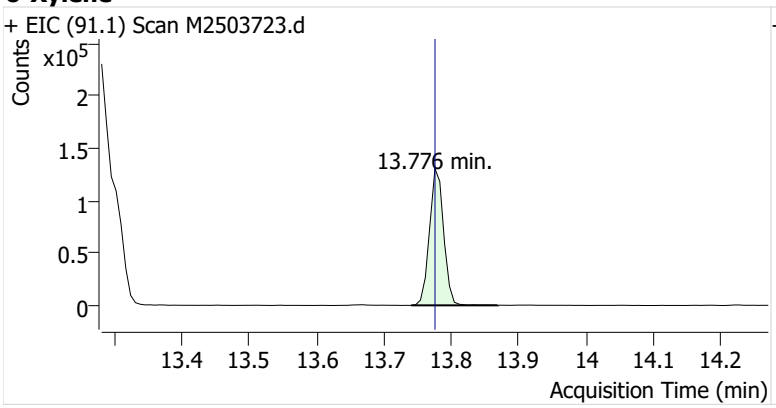
+ EIC (91.1) Scan M2503723.d
Counts
x10^5
2
1.5
1
0.5
0
13.776 min.
13.4
13.5
13.6
13.7
13.8
13.9
14
14.1
14.2
Acquisition Time (min)

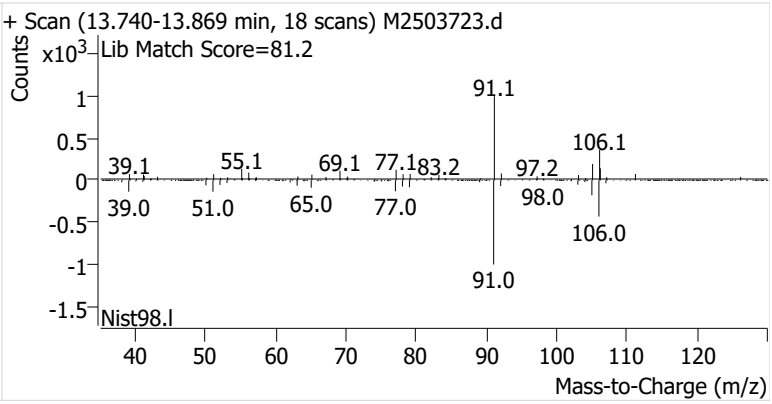
+ Scan (13.740-13.869 min, 18 scans) M2503723.d
Counts
x10^3
Lib Match Score=81.2
1
0.5
0
-0.5
-1
-1.5
91.1
106.1
39.1
55.1
69.1
77.1
83.2
97.2
39.0
51.0
65.0
77.0
98.0
106.0
91.0
Nist98.l
40
50
60
70
80
90
100
110
120
Mass-to-Charge (m/z)

Name	CGOSP-4-S-20250826
Comment	B50574
Data File	M2503724.d
Acq. Date-Time	9/28/2025 5:31:43 PM
Acq. Method File	M325B-MTD
Tube Sorbent	Carbopack X
Analyze Quant Version	12.1
Report Quant Version	12.1

Sample Chromatogram

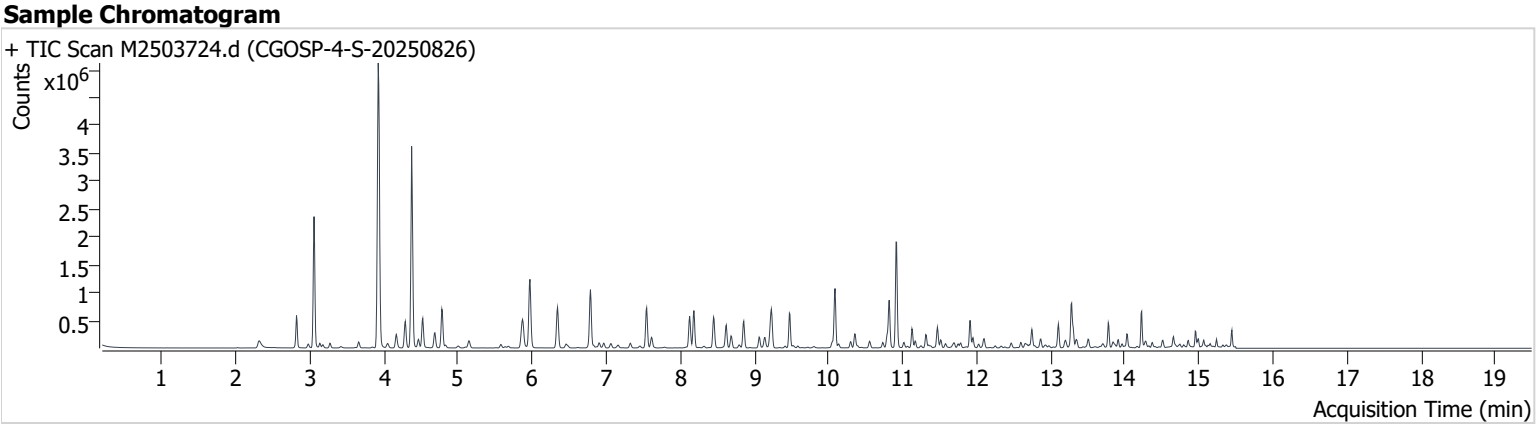

Name	ISTD	RT	ICAL RT	Resp.	Int. Flag
Benzene-d6 (IS)		8.124	8.124	476,777	
Benzene	Benzene-d6 (IS)	8.181	8.181	578,882	
Toluene-d8 (IS)		10.817	10.817	524,163	
Toluene	Toluene-d8 (IS)	10.910	10.910	1,261,365	
Ethylbenzene	Toluene-d8 (IS)	13.102	13.102	271,074	
m-/p-Xylenes	Toluene-d8 (IS)	13.281	13.281	602,464	
o-Xylene	Toluene-d8 (IS)	13.776	13.776	232,583	

Benzene-d6 (IS)

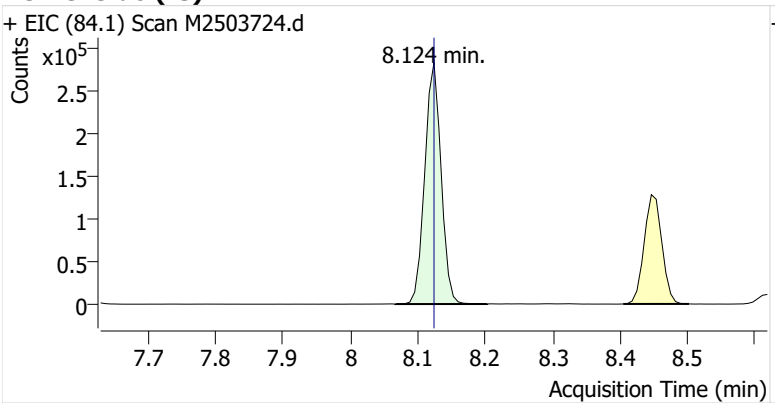

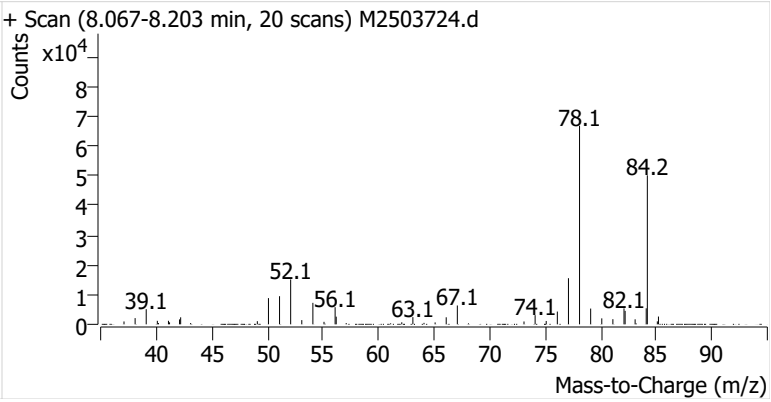

Benzene

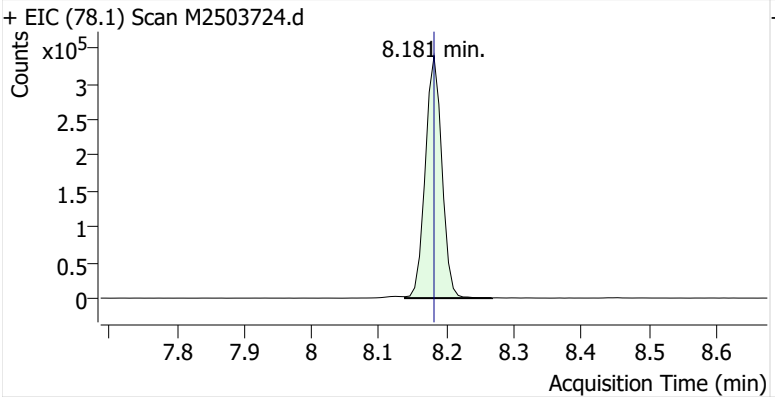

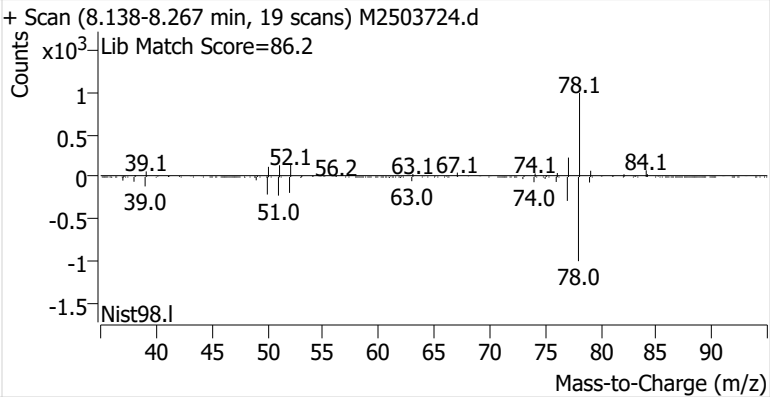

Toluene-d8 (IS)

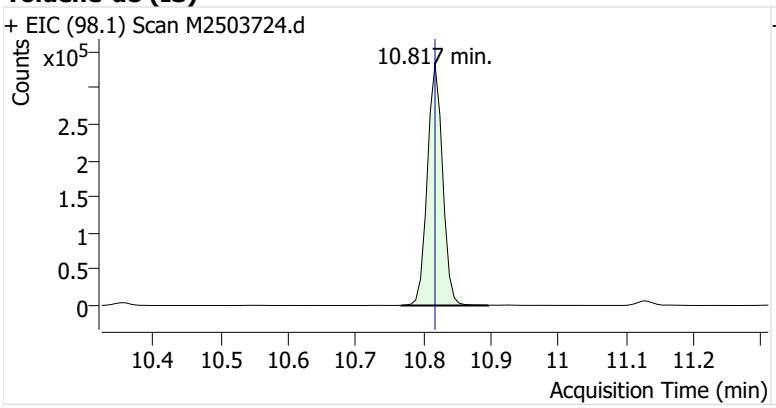

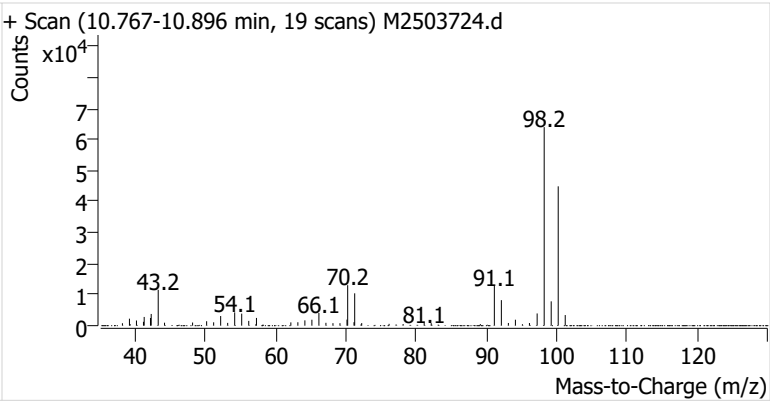

Toluene

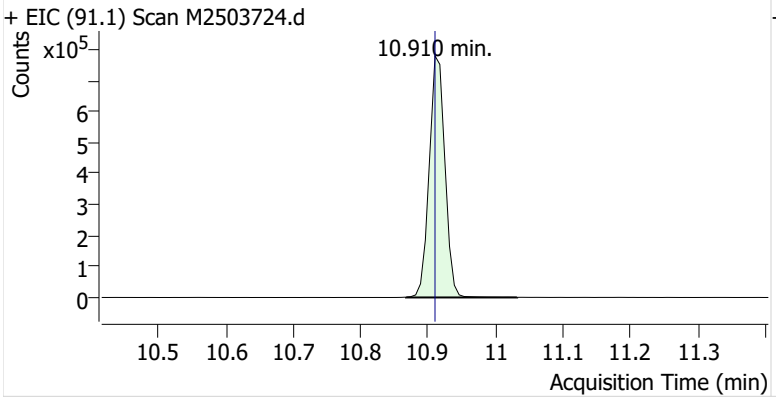

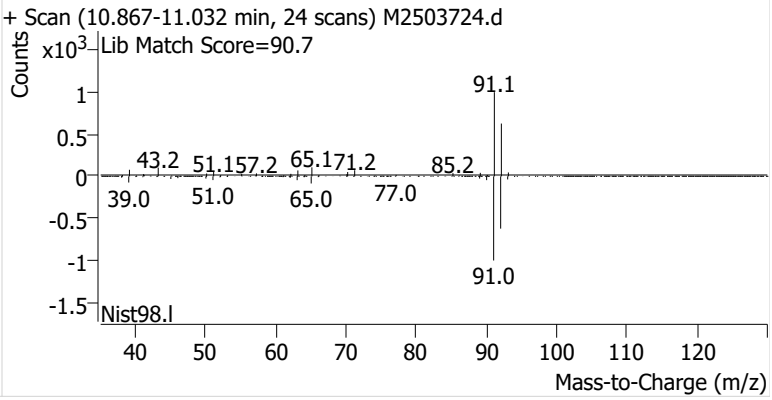

Ethylbenzene

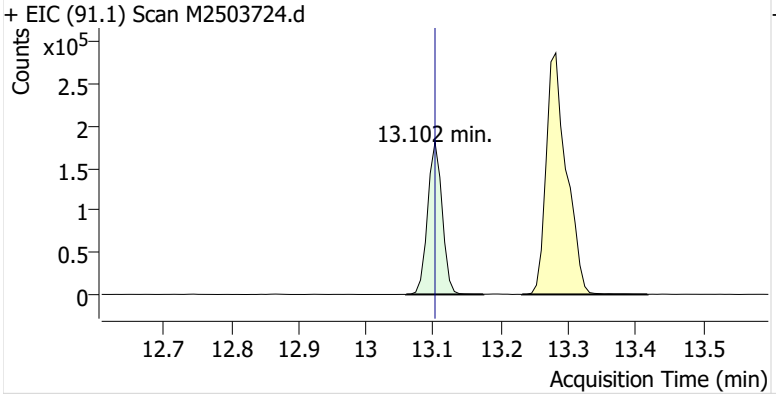

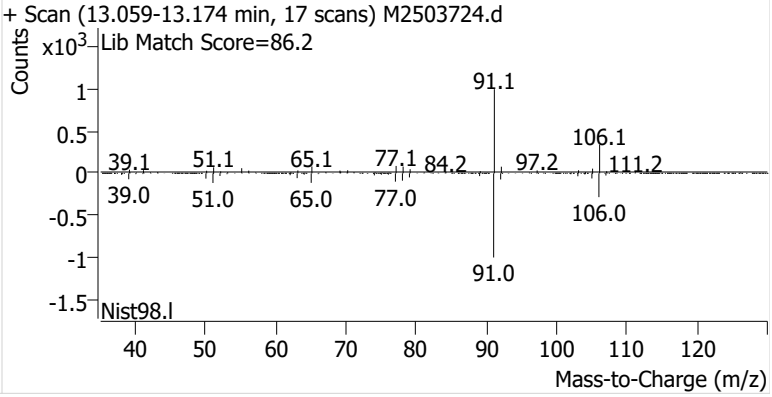

m-/p-Xylenes

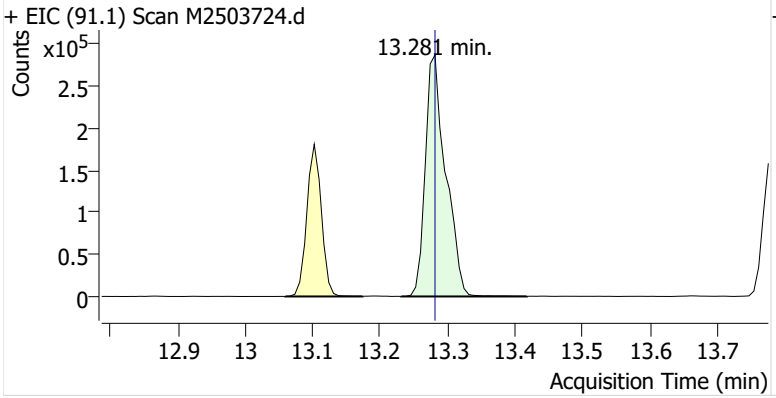

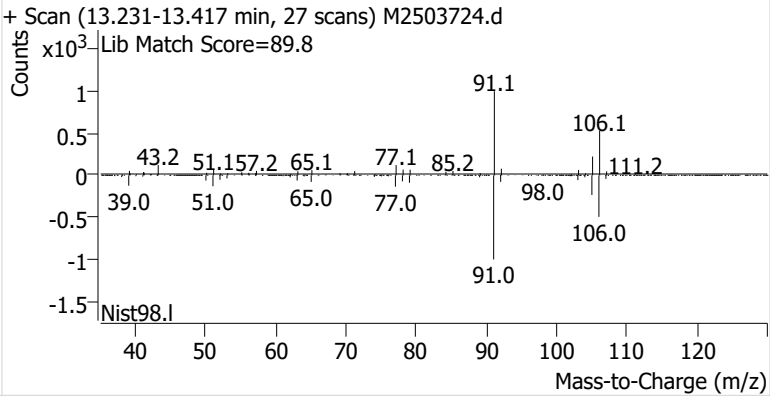

o-Xylene

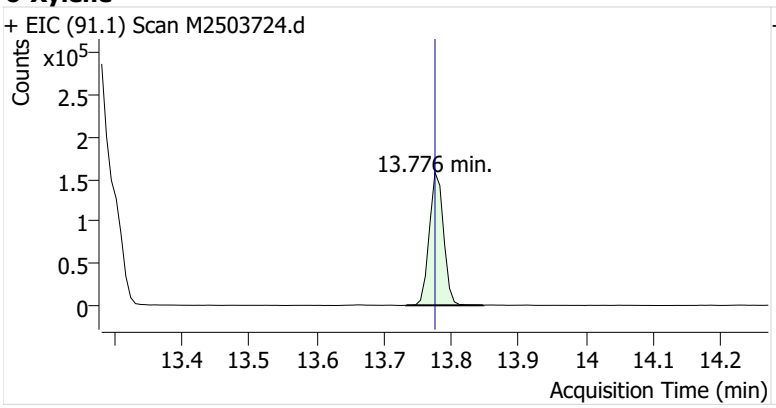
+ EIC (91.1) Scan M2503724.d
Counts
x10^5
2.5
2
1.5
1
0.5
0
13.776 min.
13.4
13.5
13.6
13.7
13.8
13.9
14
14.1
14.2
Acquisition Time (min)

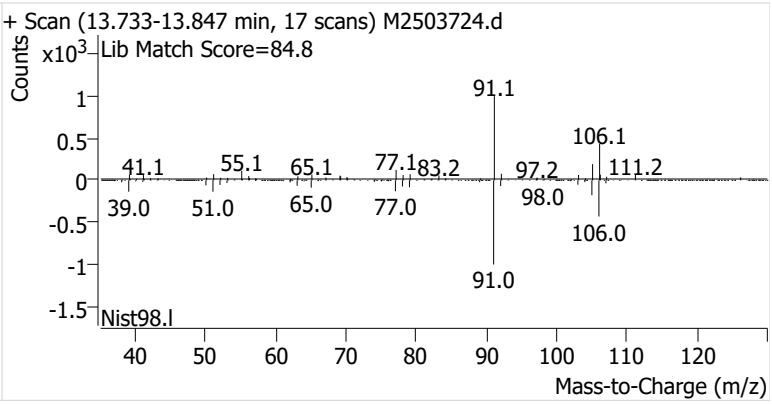
+ Scan (13.733-13.847 min, 17 scans) M2503724.d
Counts
x10^3
Lib Match Score=84.8
1
0.5
0
-0.5
-1
-1.5
91.1
106.1
41.1
55.1
65.1
77.1
83.2
97.2
111.2
39.0
51.0
65.0
77.0
98.0
106.0
91.0
Nist98.l
40
50
60
70
80
90
100
110
120
Mass-to-Charge (m/z)

Name	CGOSP-5-S-20250826
Comment	B46929
Data File	M2503725.d
Acq. Date-Time	9/28/2025 6:00:02 PM
Acq. Method File	M325B-MTD
Tube Sorbent	Carbopack X
Analyze Quant Version	12.1
Report Quant Version	12.1

Sample Chromatogram

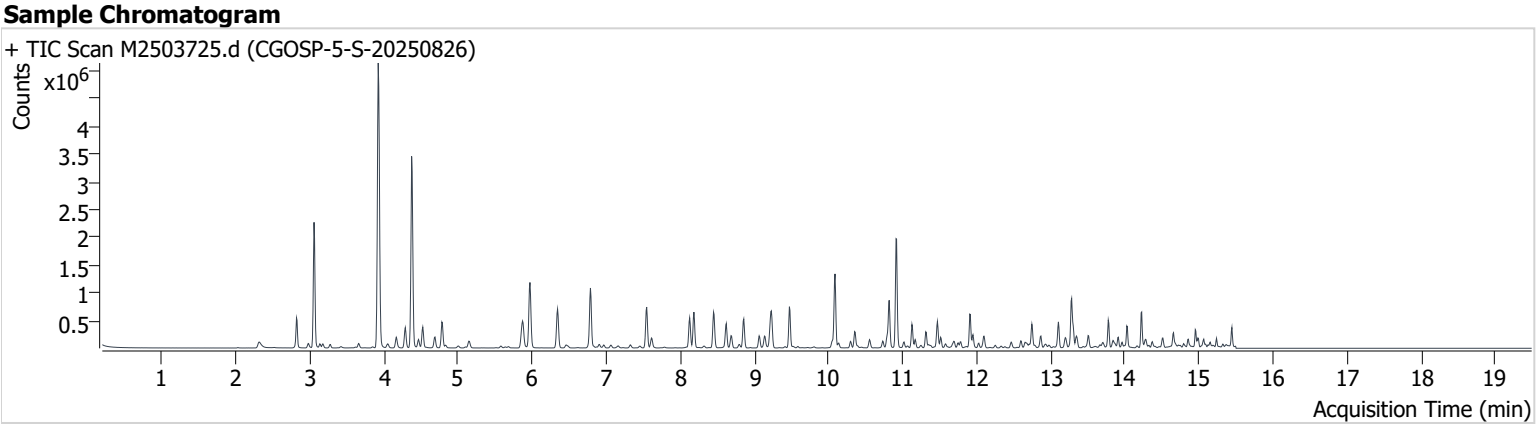

Name	ISTD	RT	ICAL RT	Resp.	Int. Flag
Benzene-d6 (IS)		8.124	8.124	476,973	
Benzene	Benzene-d6 (IS)	8.181	8.181	549,473	
Toluene-d8 (IS)		10.817	10.817	521,258	
Toluene	Toluene-d8 (IS)	10.910	10.910	1,302,678	
Ethylbenzene	Toluene-d8 (IS)	13.102	13.102	287,025	
m-/p-Xylenes	Toluene-d8 (IS)	13.281	13.281	650,048	
o-Xylene	Toluene-d8 (IS)	13.776	13.776	255,855	

Benzene-d6 (IS)

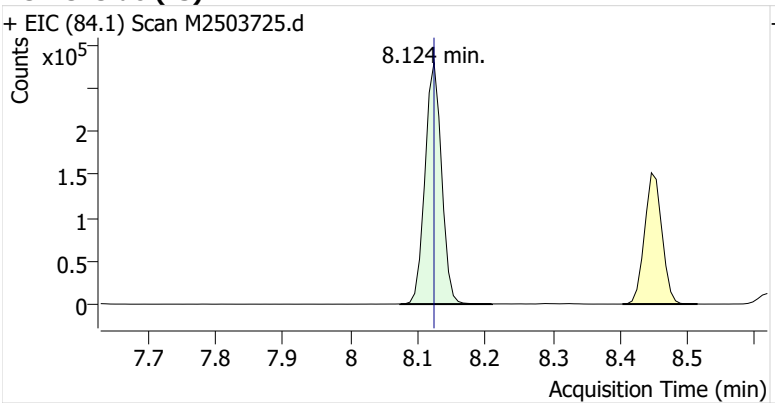

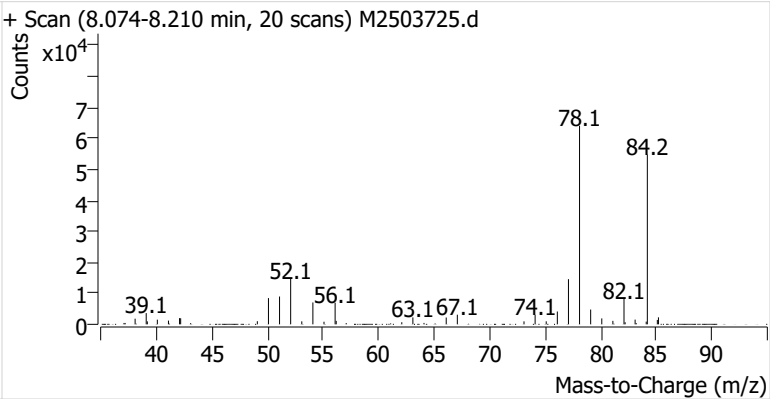

Benzene

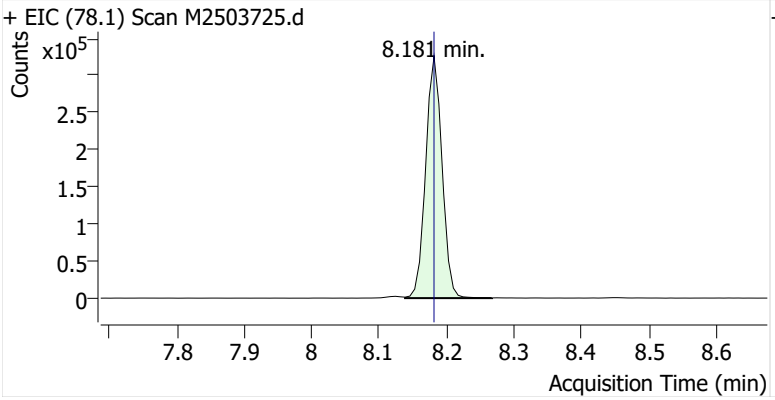

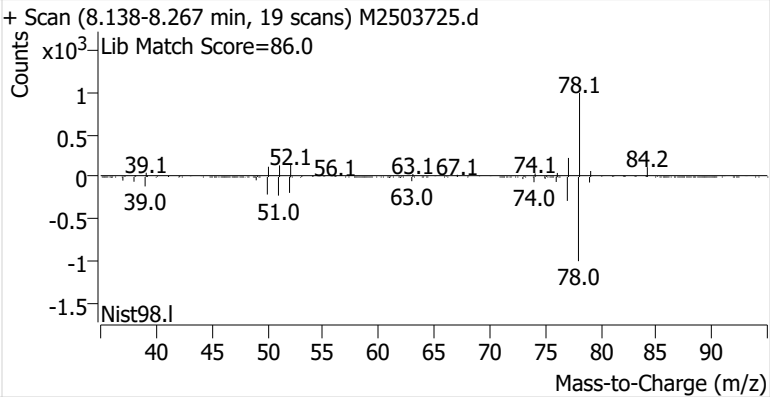

Toluene-d8 (IS)

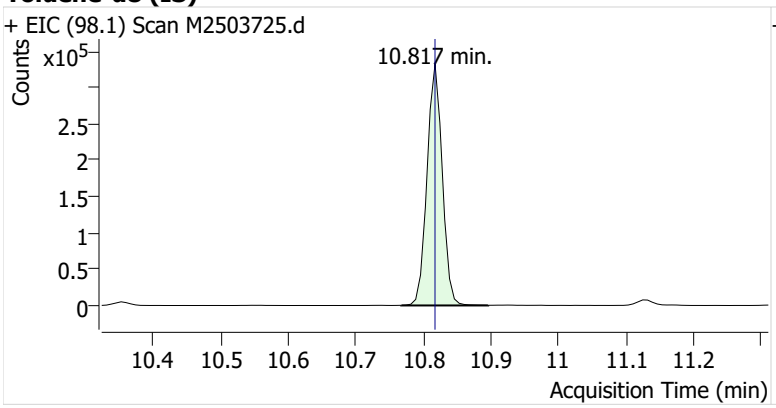

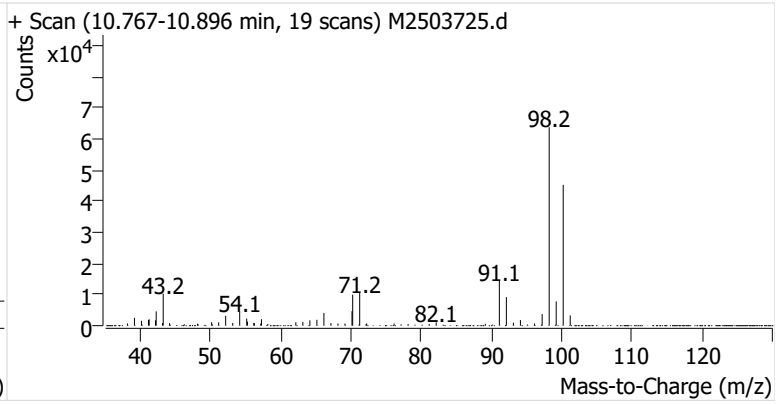

Toluene

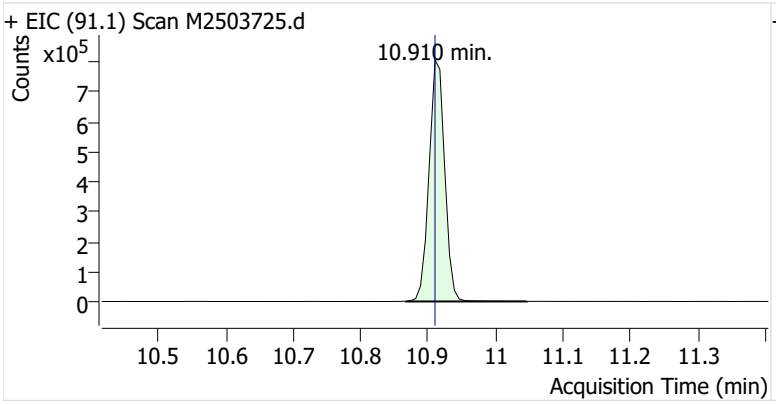

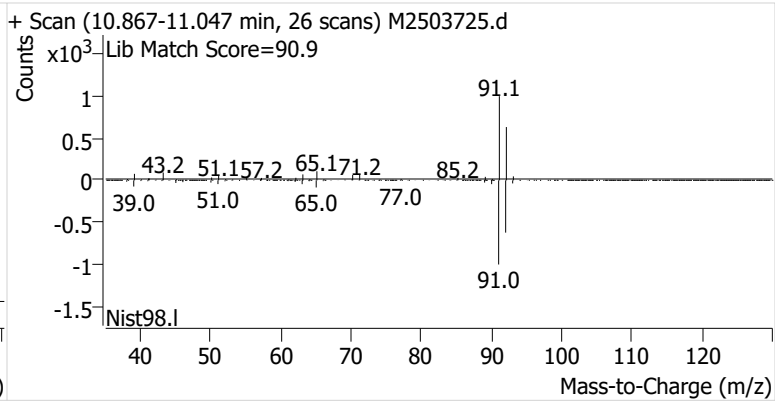

Ethylbenzene

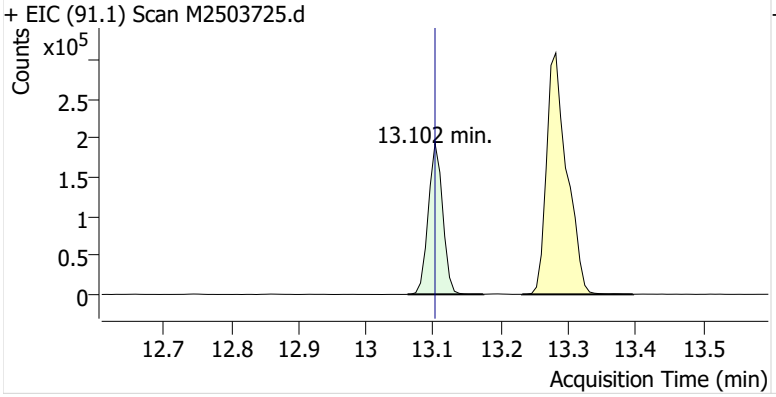

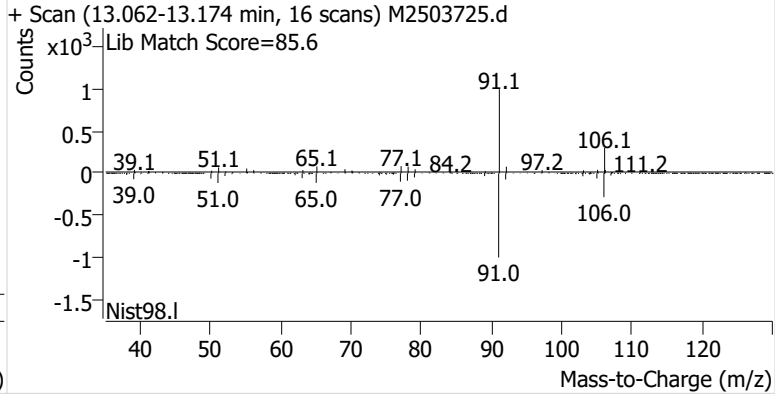

m-/p-Xylenes

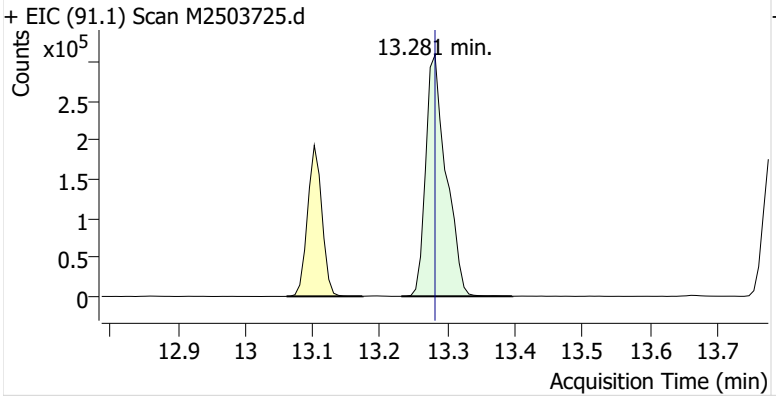

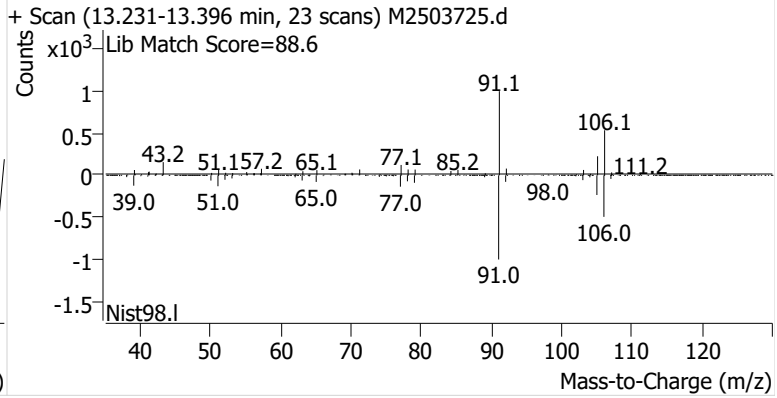

o-Xylene

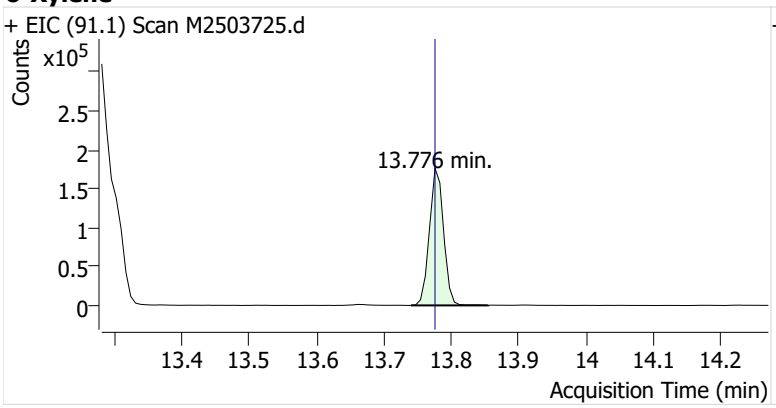
+ EIC (91.1) Scan M2503725.d
Counts
x10^5
2.5
2
1.5
1
0.5
0
13.776 min.
13.4
13.5
13.6
13.7
13.8
13.9
14
14.1
14.2
Acquisition Time (min)

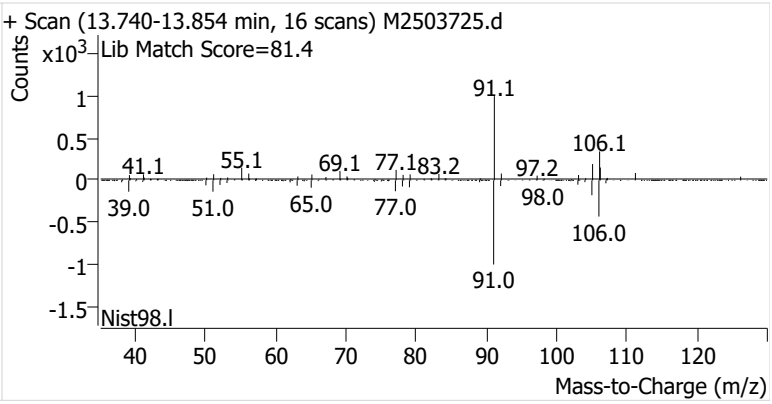
+ Scan (13.740-13.854 min, 16 scans) M2503725.d
Counts
x10^3
Lib Match Score=81.4
1
0.5
0
-0.5
-1
-1.5
91.1
106.1
41.1
55.1
69.1
77.1
83.2
97.2
98.0
39.0
51.0
65.0
77.0
106.0
91.0
Nist98.l
40
50
60
70
80
90
100
110
120
Mass-to-Charge (m/z)

Name	CGOSP-6-S-20250826
Comment	B17557
Data File	M2503726.d
Acq. Date-Time	9/28/2025 6:28:27 PM
Acq. Method File	M325B-MTD
Tube Sorbent	Carbopack X
Analyze Quant Version	12.1
Report Quant Version	12.1

Sample Chromatogram

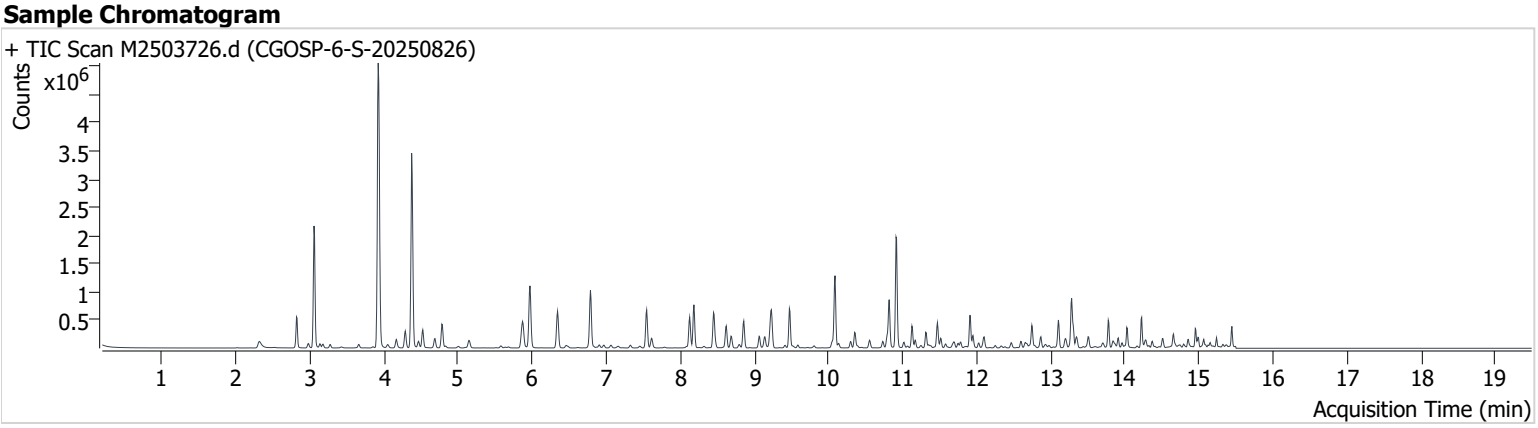

Name	ISTD	RT	ICAL RT	Resp.	Int. Flag
Benzene-d6 (IS)		8.124	8.124	474,980	
Benzene	Benzene-d6 (IS)	8.181	8.181	647,209	
Toluene-d8 (IS)		10.817	10.817	520,024	
Toluene	Toluene-d8 (IS)	10.911	10.910	1,306,415	
Ethylbenzene	Toluene-d8 (IS)	13.102	13.102	308,190	
m-/p-Xylenes	Toluene-d8 (IS)	13.282	13.281	640,176	
o-Xylene	Toluene-d8 (IS)	13.776	13.776	252,954	

Benzene-d6 (IS)

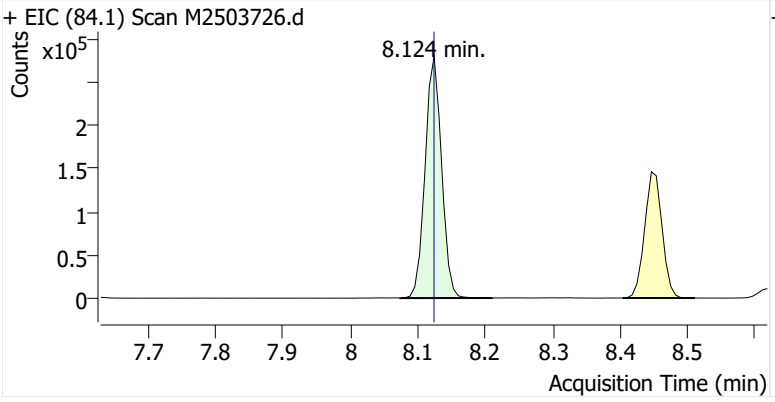

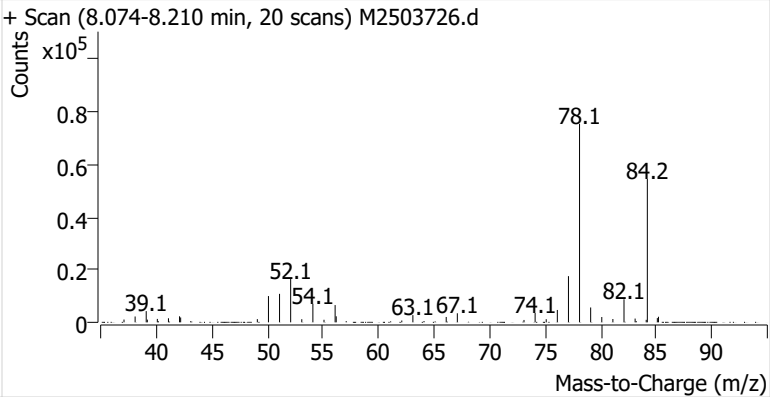

Benzene

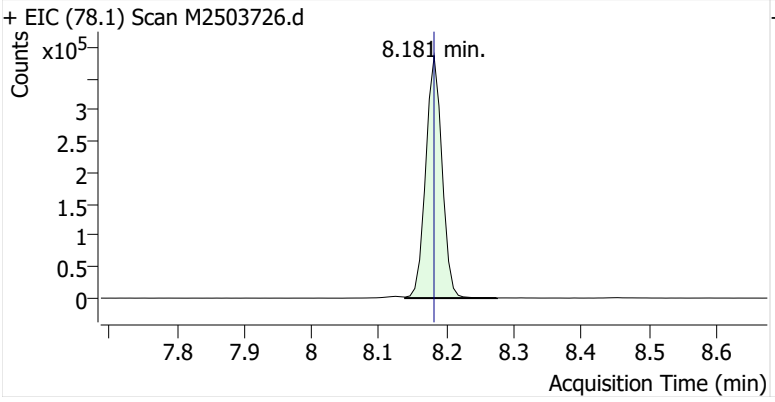

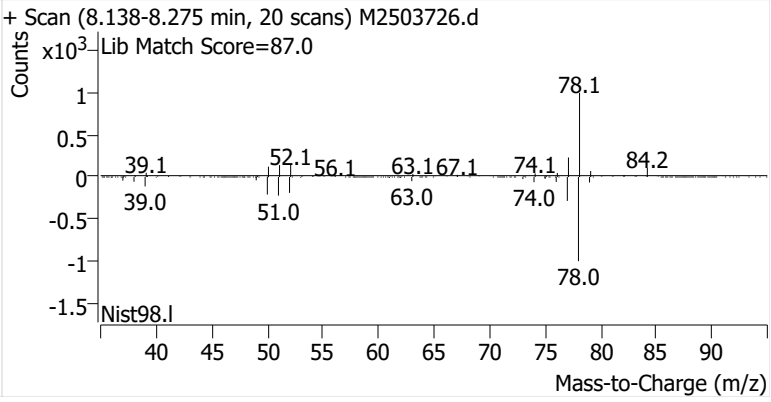

Toluene-d8 (IS)

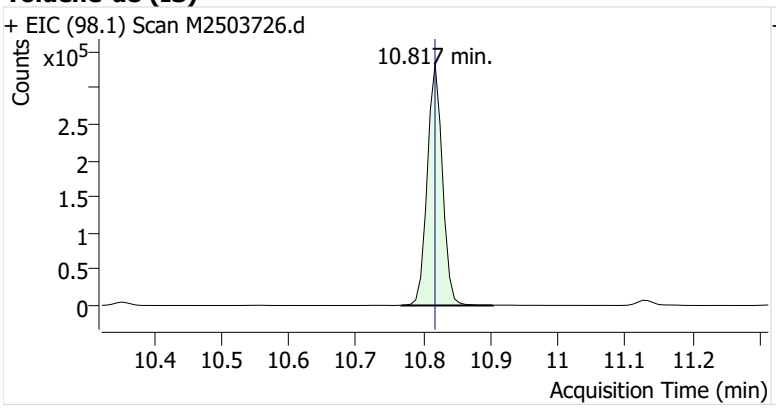

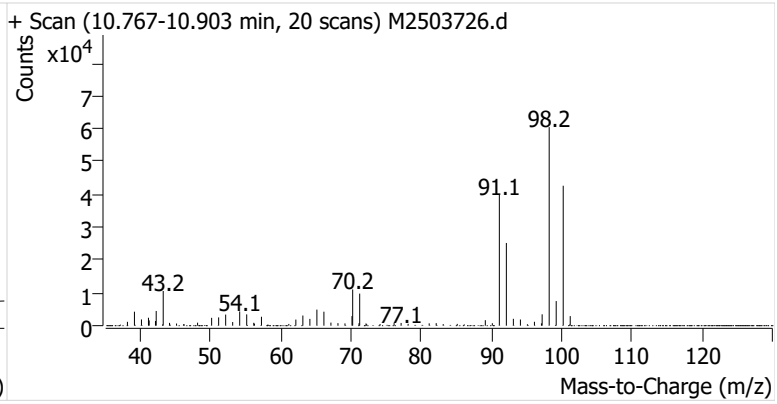

Toluene

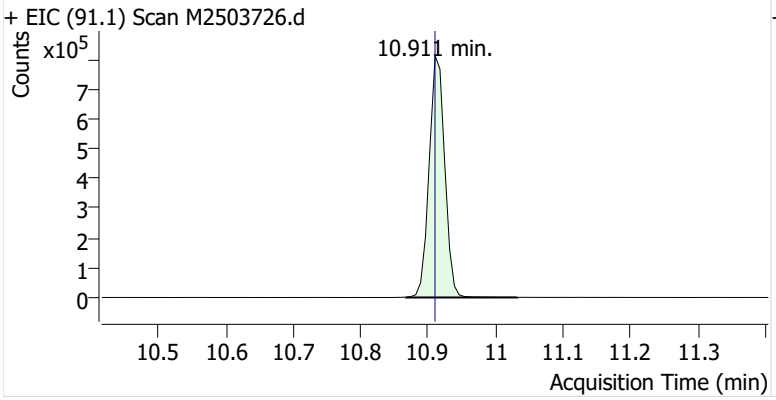

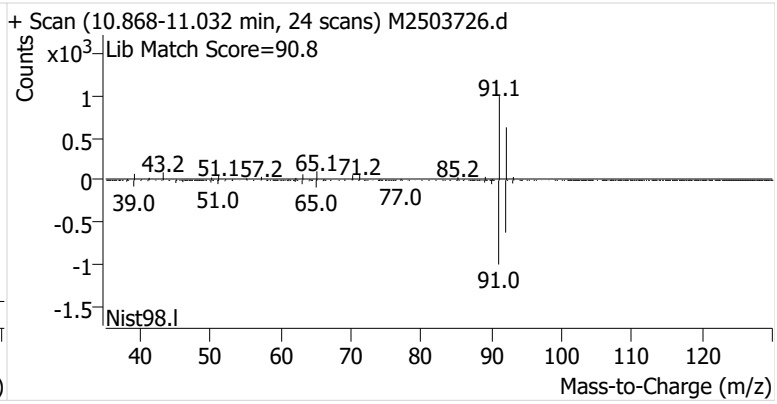

Ethylbenzene

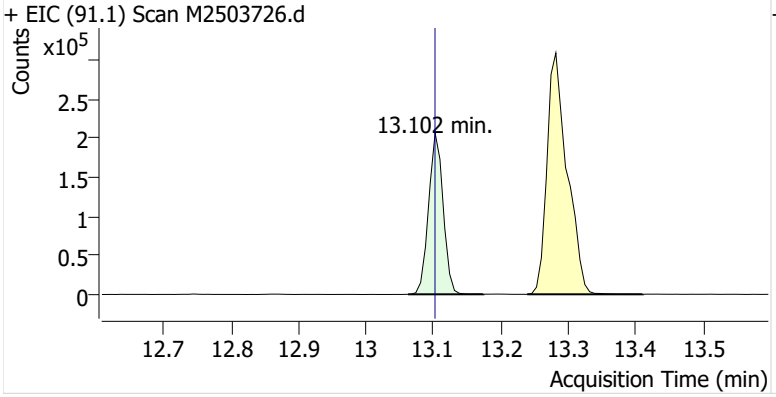

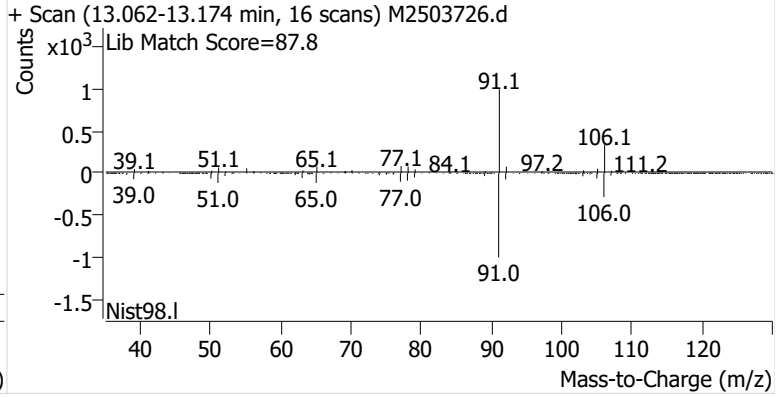

m-/p-Xylenes

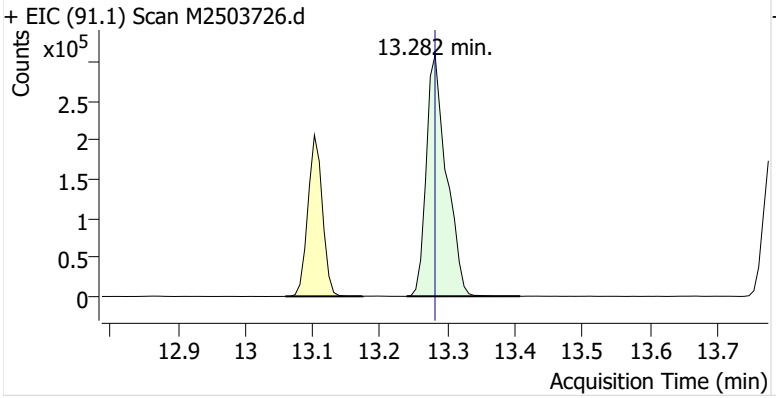

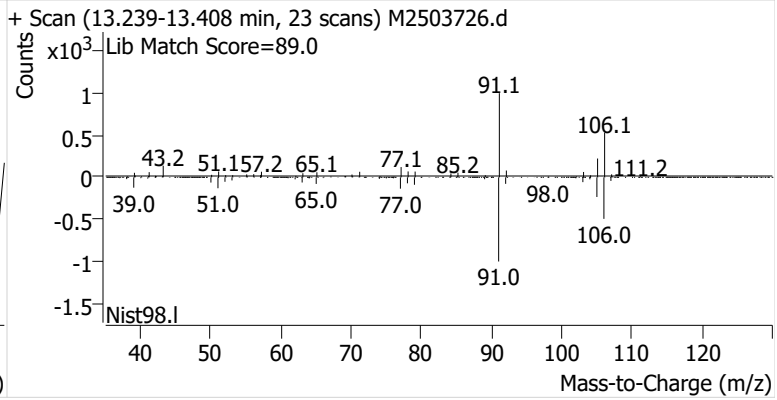

o-Xylene

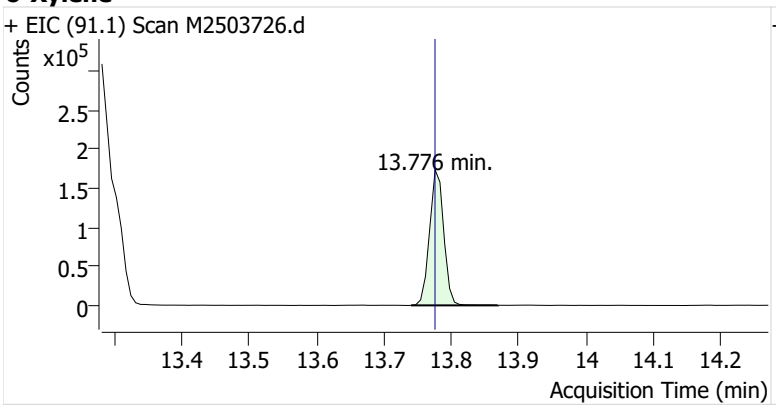
+ EIC (91.1) Scan M2503726.d
Counts
x10^5
2.5
2
1.5
1
0.5
0
13.776 min.
13.4
13.5
13.6
13.7
13.8
13.9
14
14.1
14.2
Acquisition Time (min)

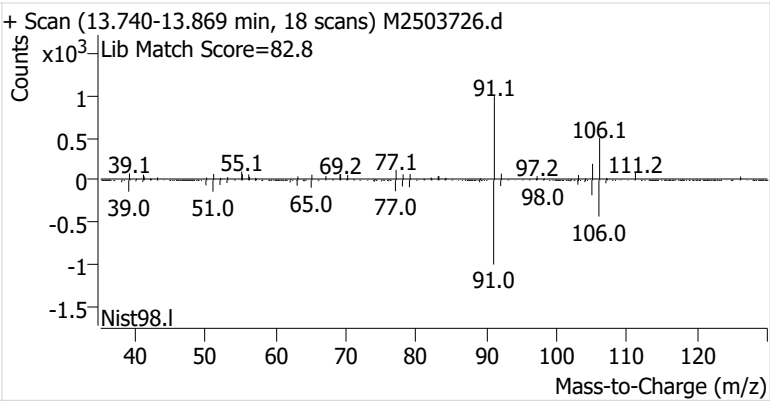
+ Scan (13.740-13.869 min, 18 scans) M2503726.d
Counts
x10^3
Lib Match Score=82.8
1
0.5
0
-0.5
-1
-1.5
91.1
106.1
39.1
55.1
69.2
77.1
97.2
111.2
39.0
51.0
65.0
77.0
98.0
106.0
91.0
Nist98.l
40
50
60
70
80
90
100
110
120
Mass-to-Charge (m/z)

Name	CGOSP-7-S-20250826
Comment	C00581
Data File	M2503727.d
Acq. Date-Time	9/28/2025 6:56:32 PM
Acq. Method File	M325B-MTD
Tube Sorbent	Carbopack X
Analyze Quant Version	12.1
Report Quant Version	12.1

Sample Chromatogram

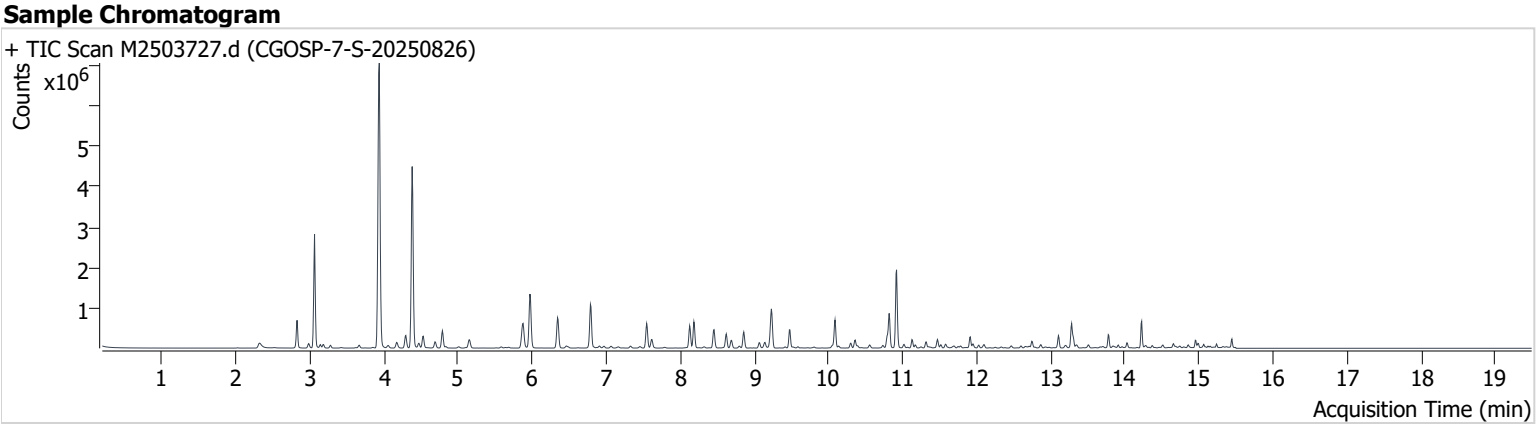

Name	ISTD	RT	ICAL RT	Resp.	Int. Flag
Benzene-d6 (IS)		8.124	8.124	475,895	
Benzene	Benzene-d6 (IS)	8.181	8.181	560,586	
Toluene-d8 (IS)		10.817	10.817	524,002	
Toluene	Toluene-d8 (IS)	10.910	10.910	1,191,247	
Ethylbenzene	Toluene-d8 (IS)	13.102	13.102	197,106	
m-/p-Xylenes	Toluene-d8 (IS)	13.281	13.281	449,381	
o-Xylene	Toluene-d8 (IS)	13.776	13.776	176,616	

Benzene-d6 (IS)

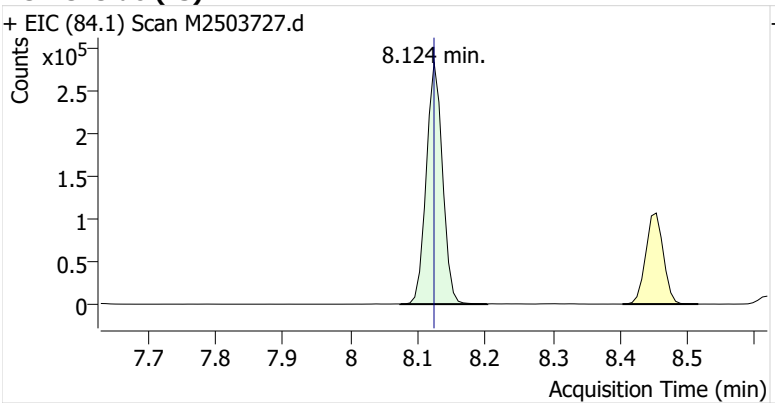

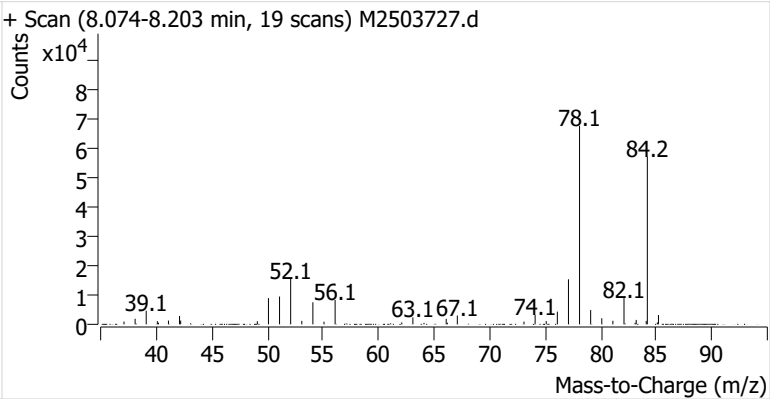

Benzene

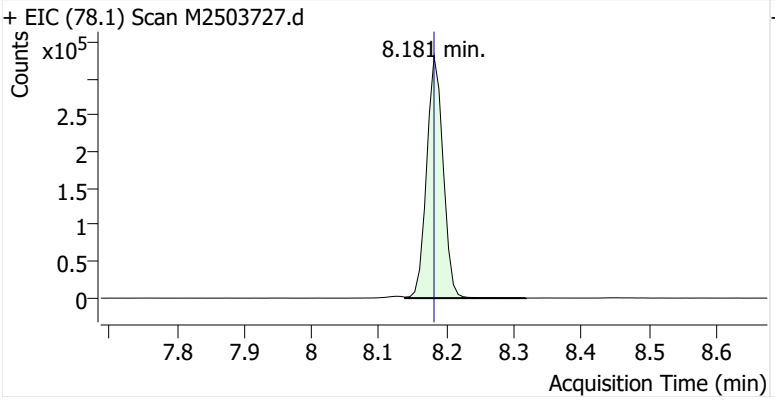

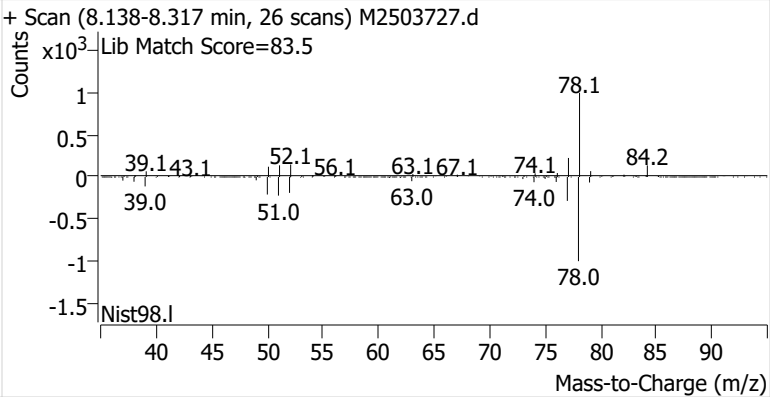

Toluene-d8 (IS)

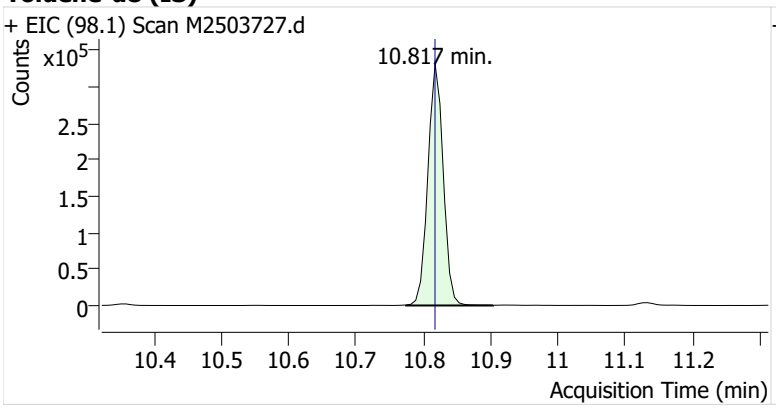

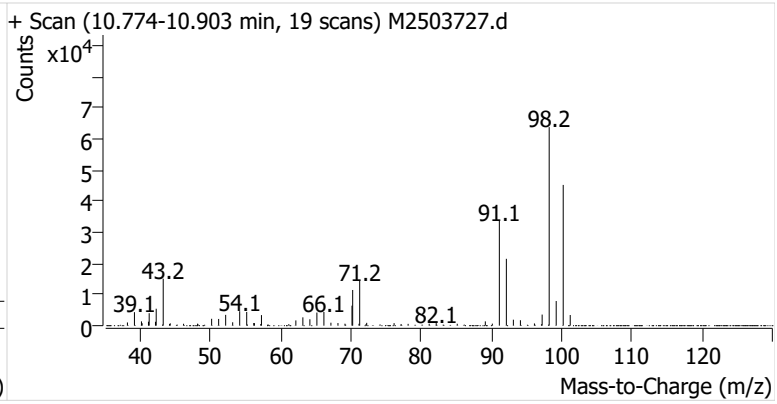

Toluene

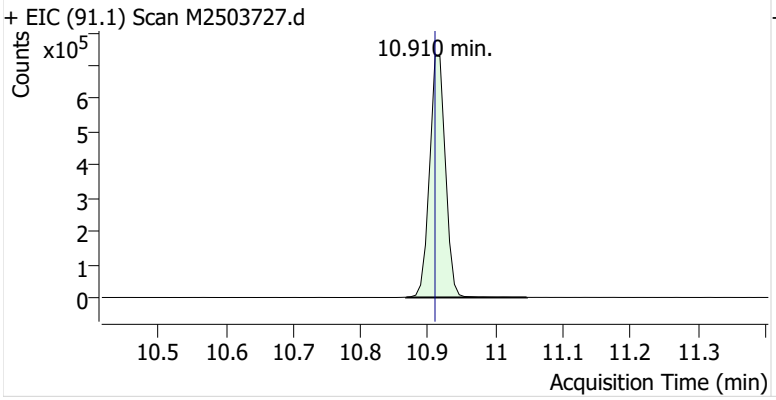

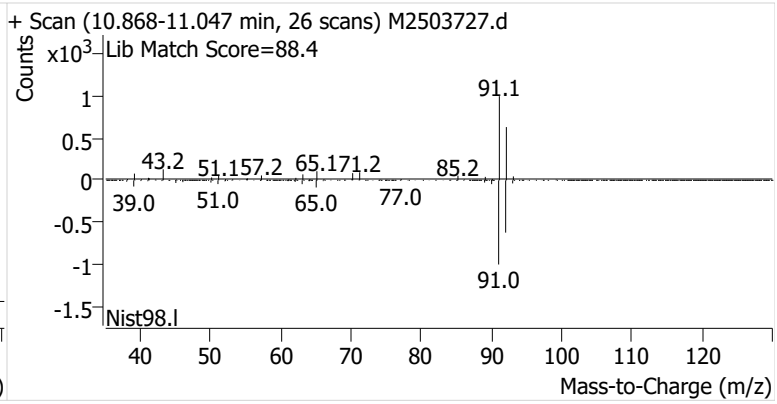

Ethylbenzene

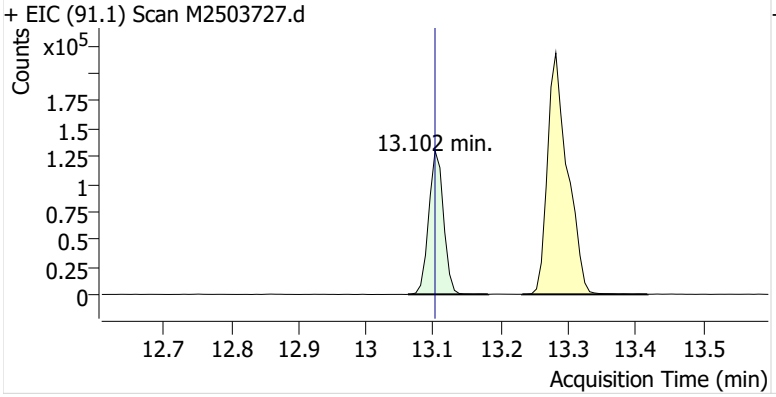

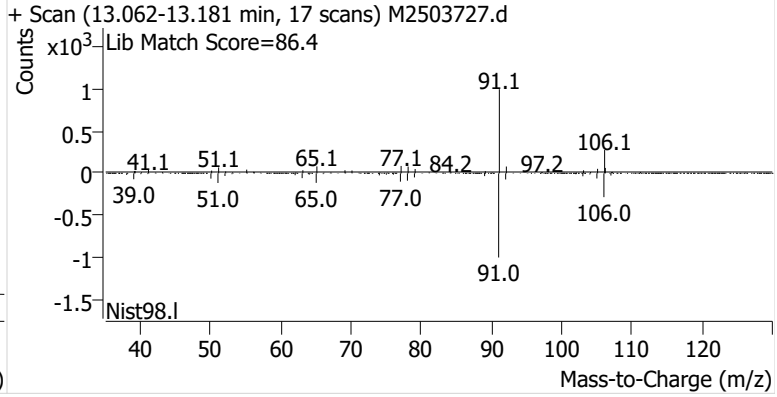

m-/p-Xylenes

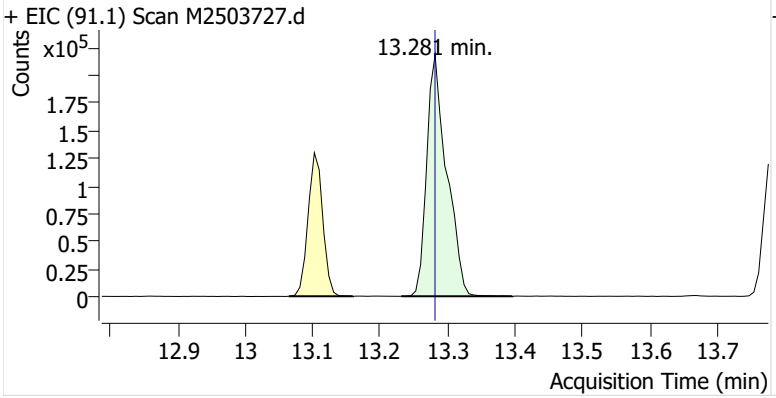

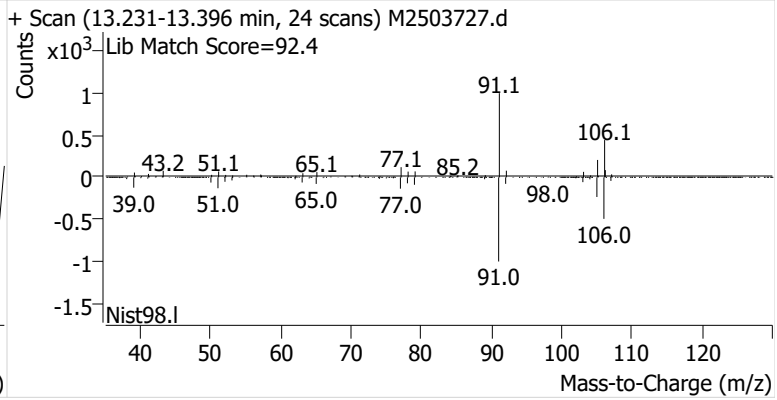

o-Xylene

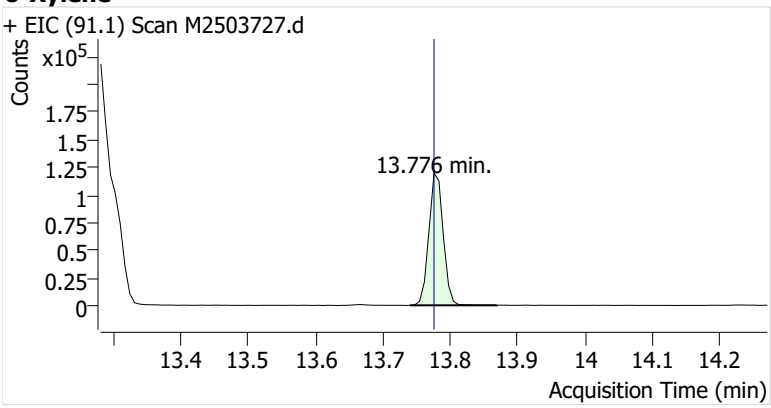
+ EIC (91.1) Scan M2503727.d
Counts
x10^5
1.75
1.5
1.25
1
0.75
0.5
0.25
0
13.776 min.
13.4
13.5
13.6
13.7
13.8
13.9
14
14.1
14.2
Acquisition Time (min)

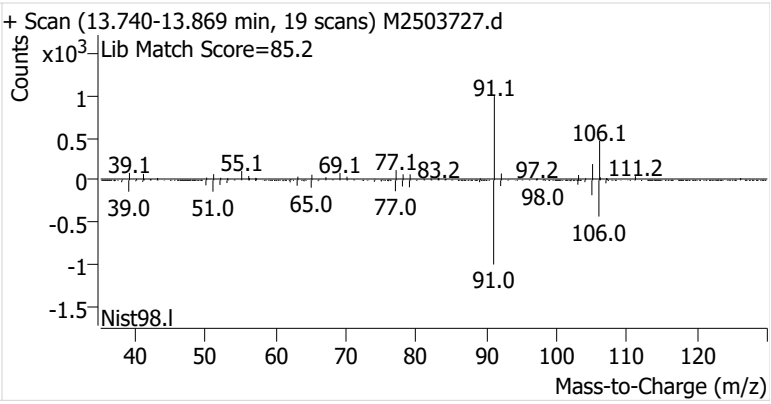
+ Scan (13.740-13.869 min, 19 scans) M2503727.d
Counts
x10^3
Lib Match Score=85.2
1
0.5
0
-0.5
-1
-1.5
91.1
106.1
39.1
55.1
69.1
77.1
83.2
97.2
111.2
39.0
51.0
65.0
77.0
98.0
106.0
91.0
Nist98.l
40
50
60
70
80
90
100
110
120
Mass-to-Charge (m/z)

Name	CGOSP-8-S-20250826
Comment	C55454
Data File	M2503728.d
Acq. Date-Time	9/28/2025 7:24:28 PM
Acq. Method File	M325B-MTD
Tube Sorbent	Carbopack X
Analyze Quant Version	12.1
Report Quant Version	12.1

Sample Chromatogram

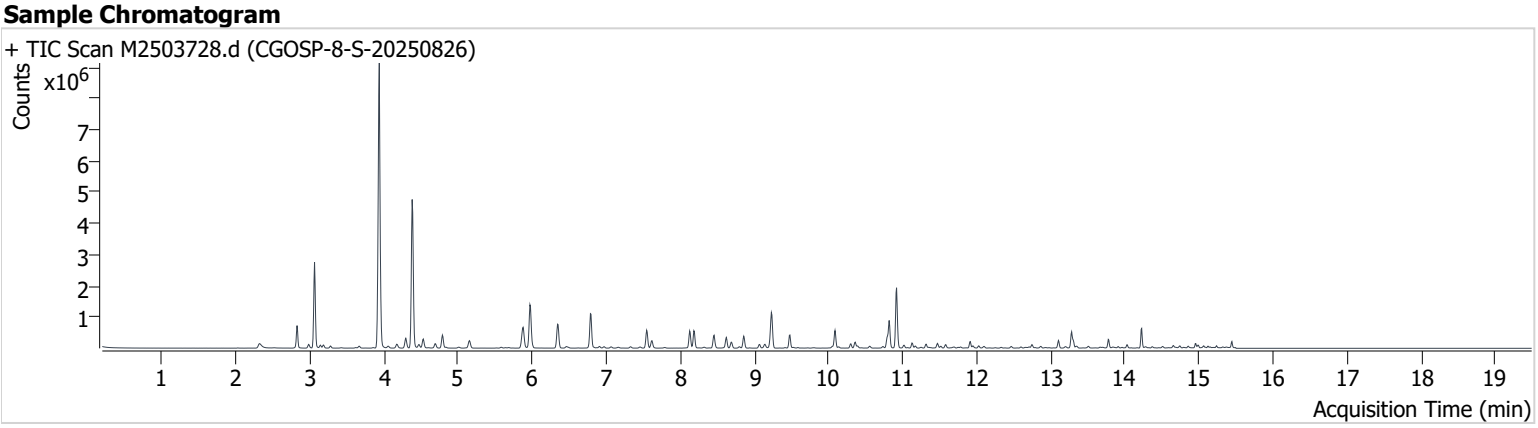

Name	ISTD	RT	ICAL RT	Resp.	Int. Flag
Benzene-d6 (IS)		8.124	8.124	476,466	
Benzene	Benzene-d6 (IS)	8.181	8.181	482,989	
Toluene-d8 (IS)		10.817	10.817	522,109	
Toluene	Toluene-d8 (IS)	10.917	10.910	1,136,969	
Ethylbenzene	Toluene-d8 (IS)	13.102	13.102	157,135	
m-/p-Xylenes	Toluene-d8 (IS)	13.281	13.281	395,362	
o-Xylene	Toluene-d8 (IS)	13.775	13.776	147,032	

Benzene-d6 (IS)

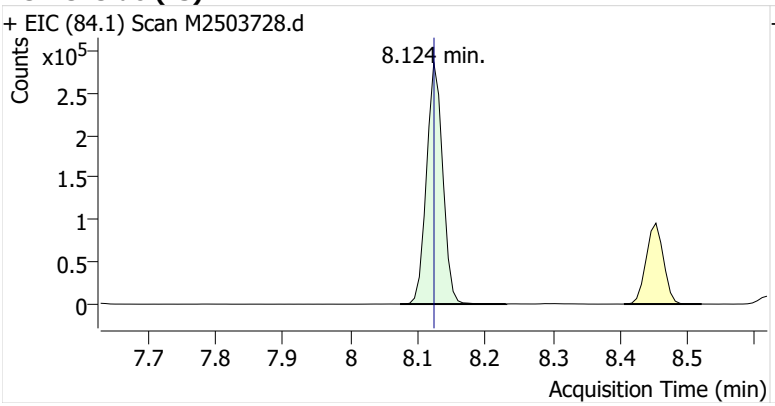

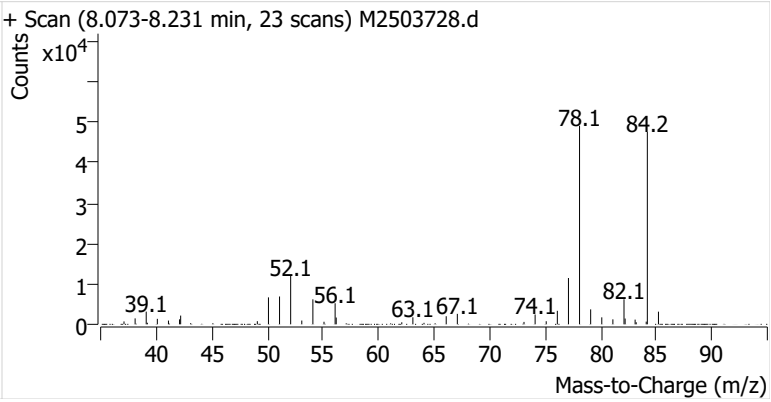

Benzene

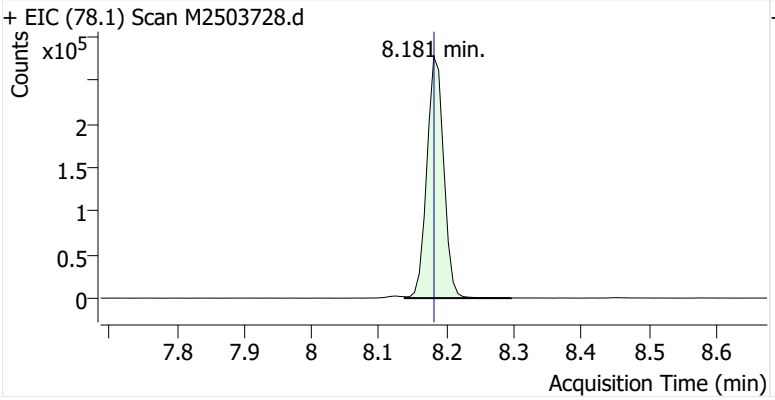

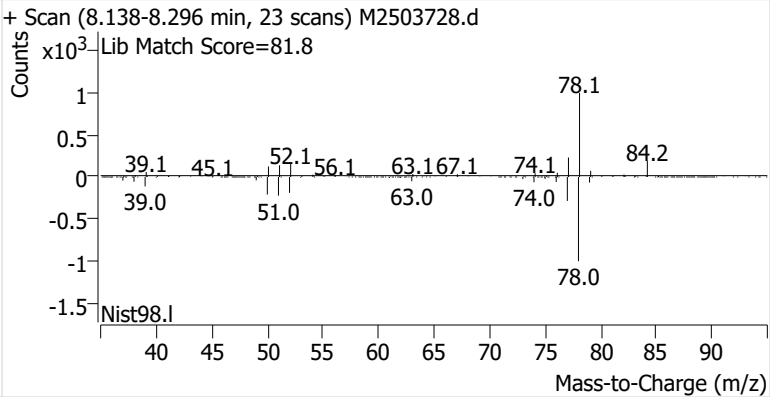

Toluene-d8 (IS)

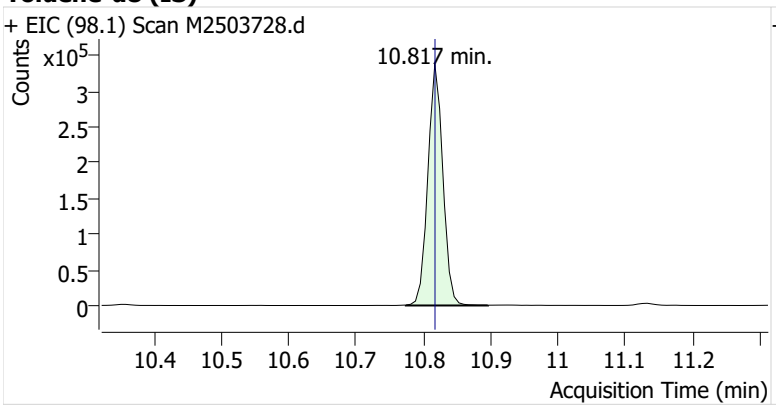

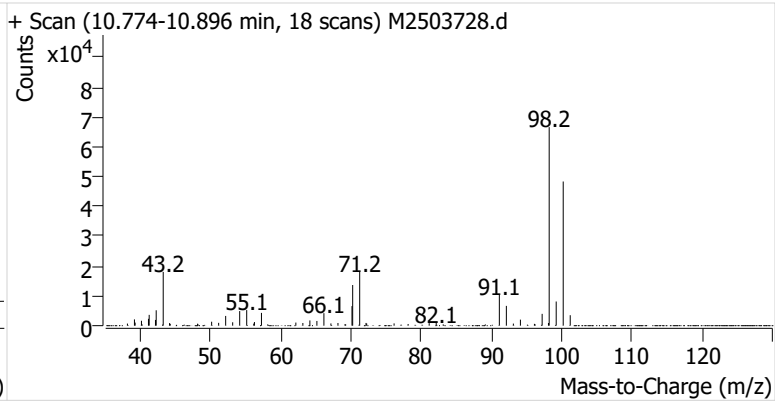

Toluene

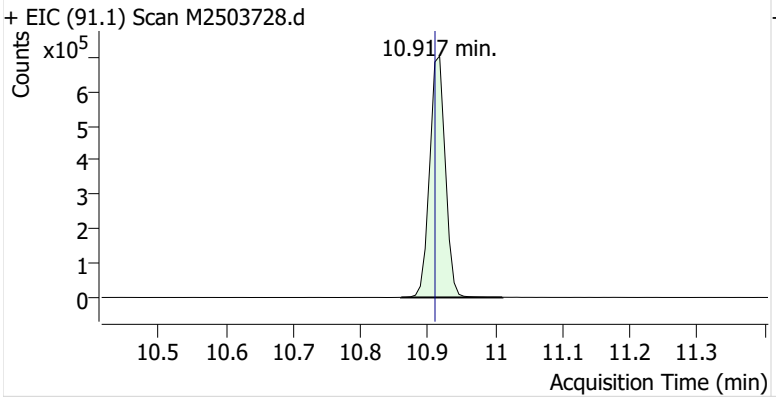

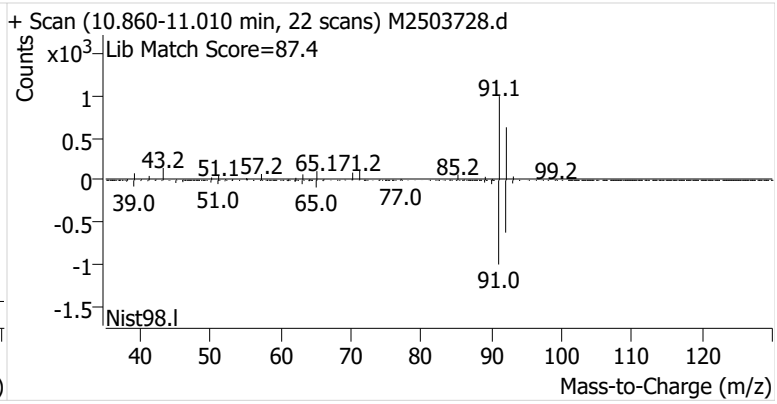

Ethylbenzene

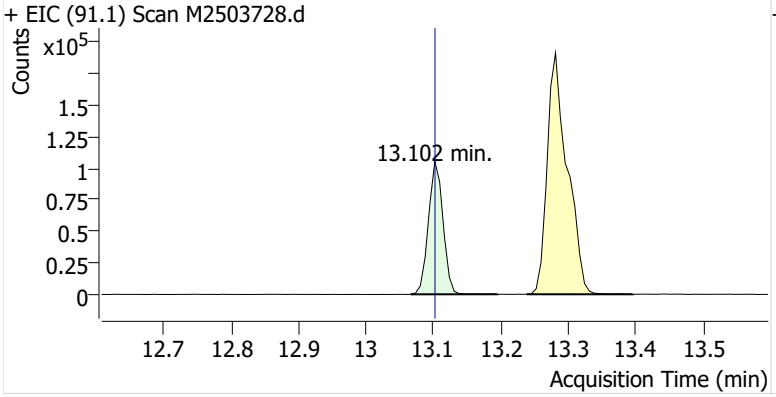

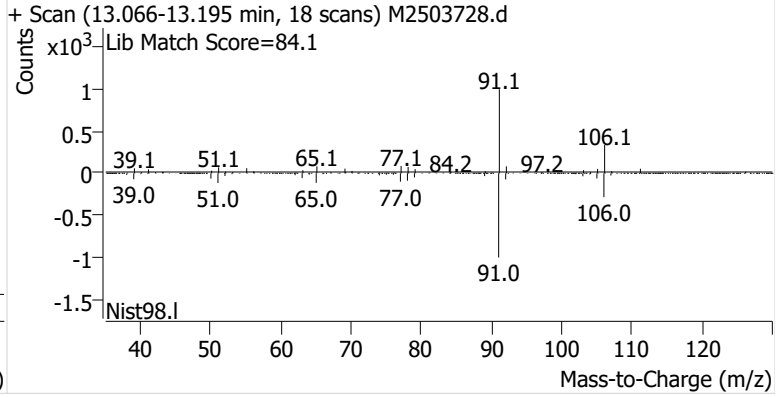

m-/p-Xylenes

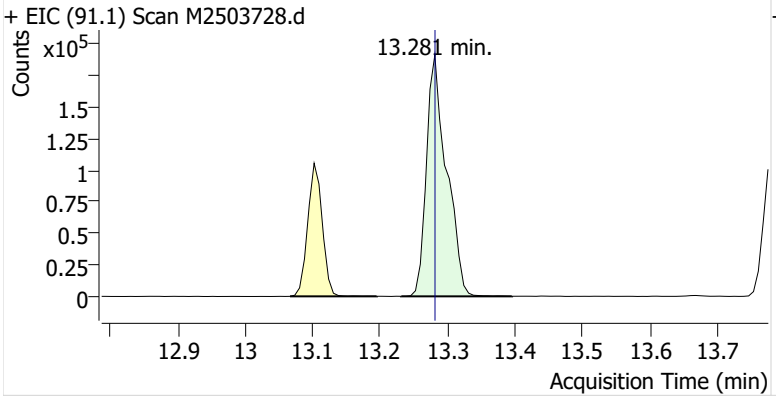

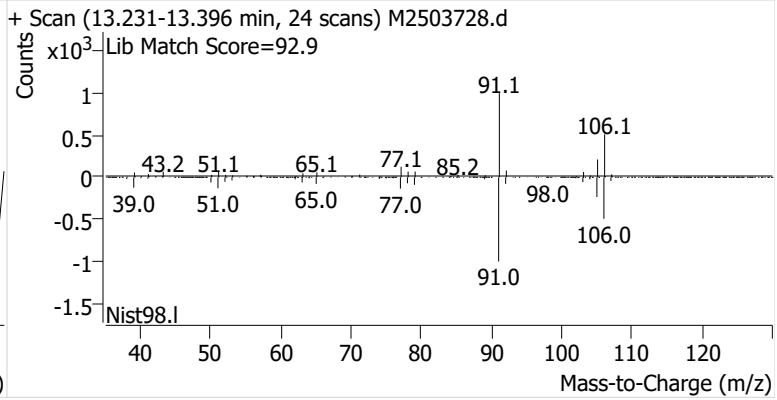

o-Xylene

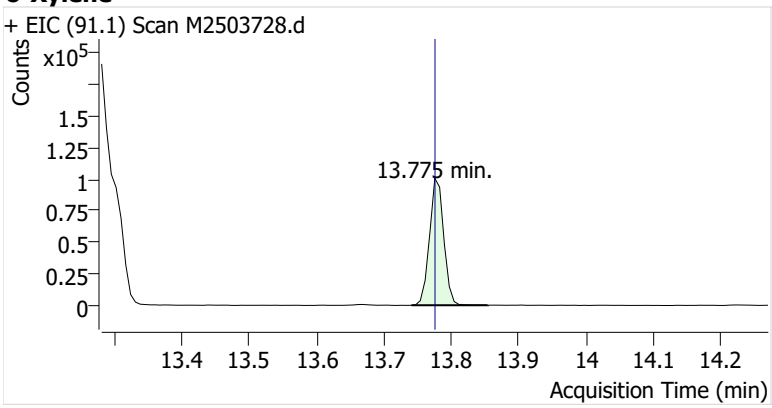
+ EIC (91.1) Scan M2503728.d
Counts
x10^5
1.5
1.25
1
0.75
0.5
0.25
0
13.775 min.
13.4
13.5
13.6
13.7
13.8
13.9
14
14.1
14.2
Acquisition Time (min)

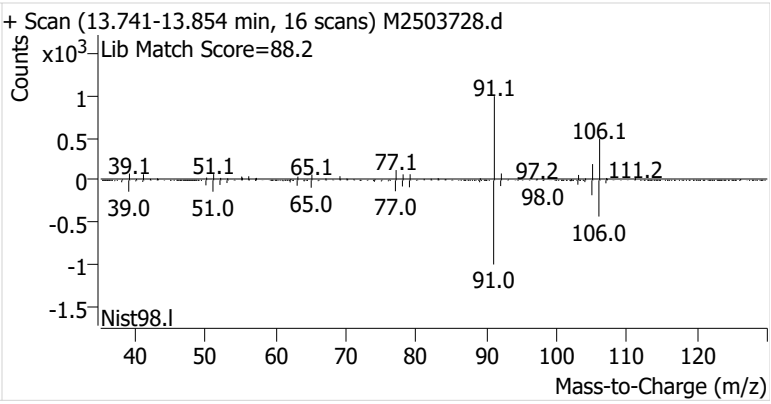
+ Scan (13.741-13.854 min, 16 scans) M2503728.d
Counts
x10^3
Lib Match Score=88.2
1
0.5
0
-0.5
-1
-1.5
91.1
106.1
39.1
51.1
65.1
77.1
97.2
111.2
39.0
51.0
65.0
77.0
98.0
106.0
91.0
Nist98.l
40
50
60
70
80
90
100
110
120
Mass-to-Charge (m/z)

Name	CGOSP-9-S-20250826
Comment	C40547
Data File	M2503729.d
Acq. Date-Time	9/28/2025 7:52:33 PM
Acq. Method File	M325B-MTD
Tube Sorbent	Carbopack X
Analyze Quant Version	12.1
Report Quant Version	12.1

Sample Chromatogram

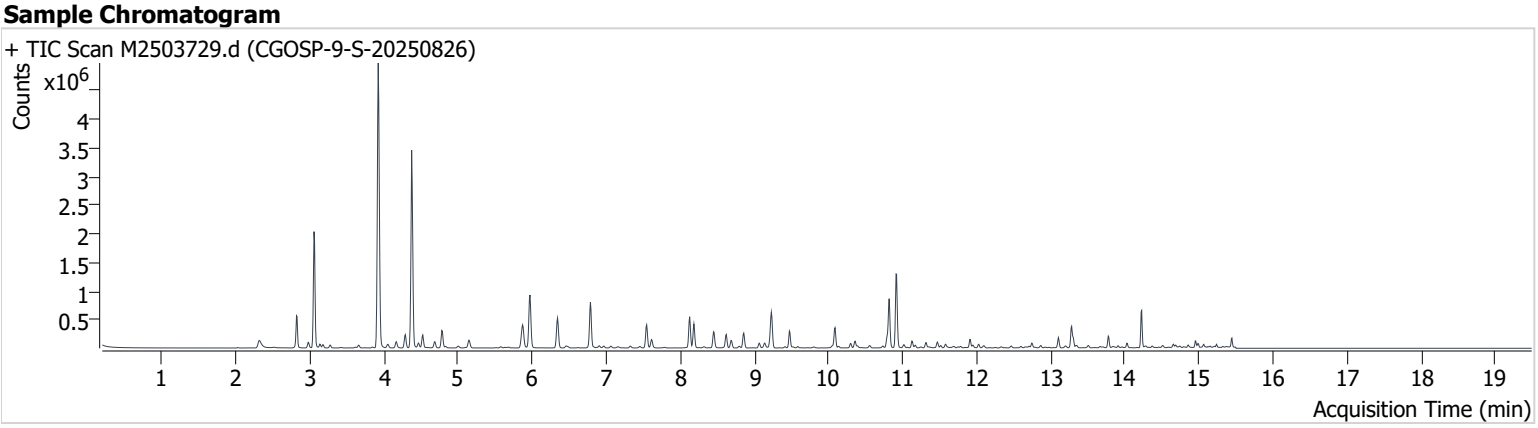

Name	ISTD	RT	ICAL RT	Resp.	Int. Flag
Benzene-d6 (IS)		8.124	8.124	476,201	
Benzene	Benzene-d6 (IS)	8.181	8.181	350,876	
Toluene-d8 (IS)		10.817	10.817	518,461	
Toluene	Toluene-d8 (IS)	10.911	10.910	821,700	
Ethylbenzene	Toluene-d8 (IS)	13.102	13.102	114,984	
m-/p-Xylenes	Toluene-d8 (IS)	13.281	13.281	289,479	
o-Xylene	Toluene-d8 (IS)	13.776	13.776	110,550	

Benzene-d6 (IS)

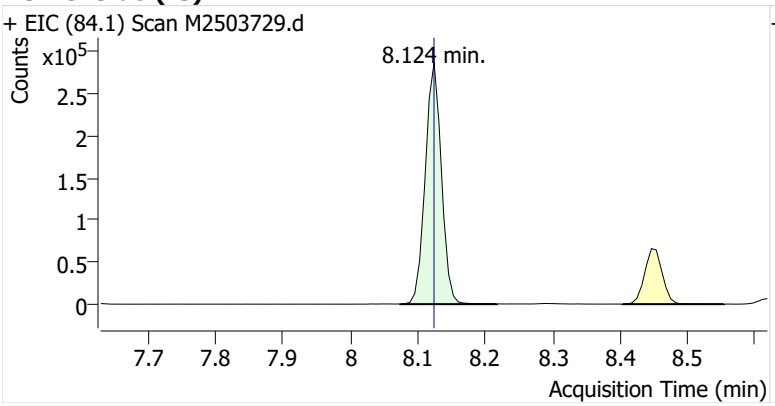

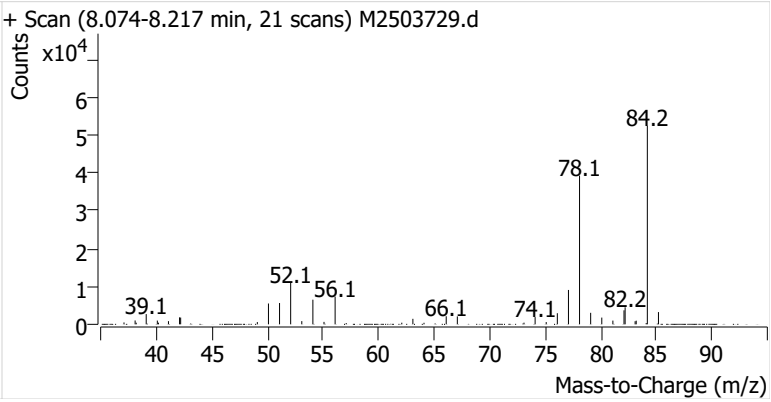

Benzene

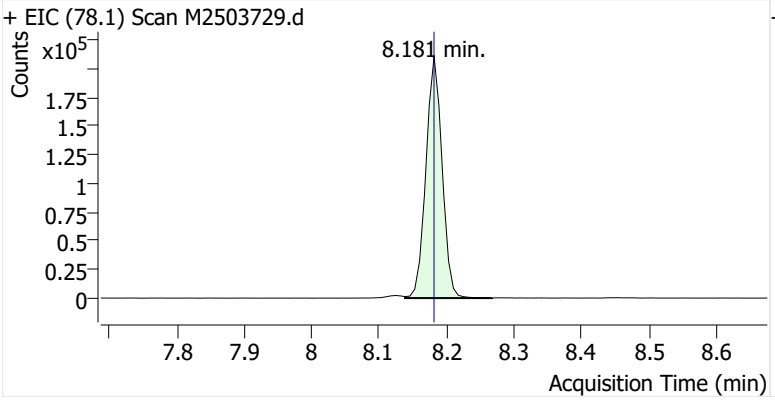

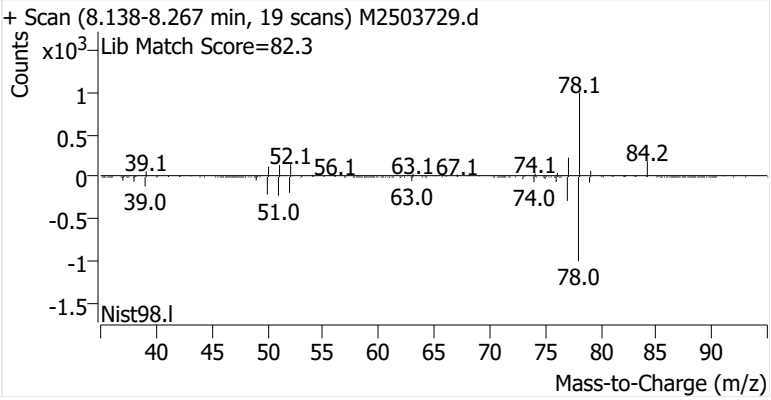

Toluene-d8 (IS)

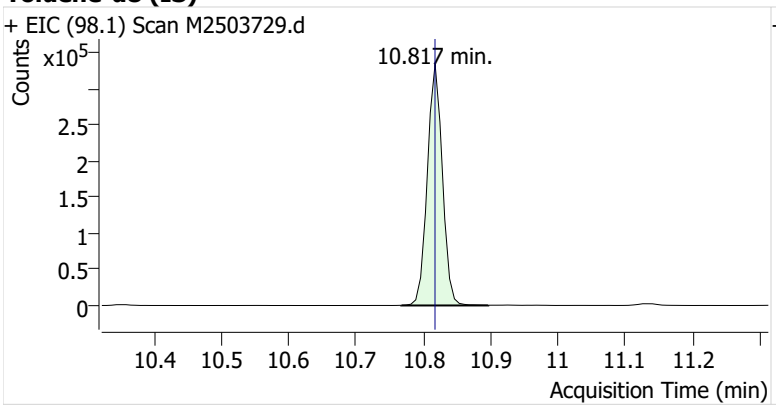

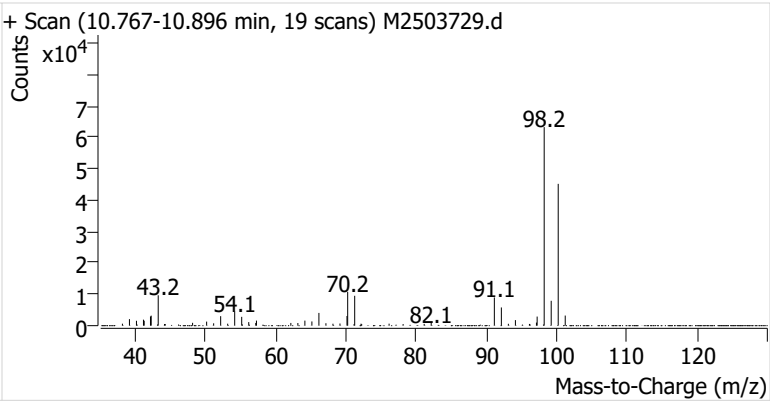

Toluene

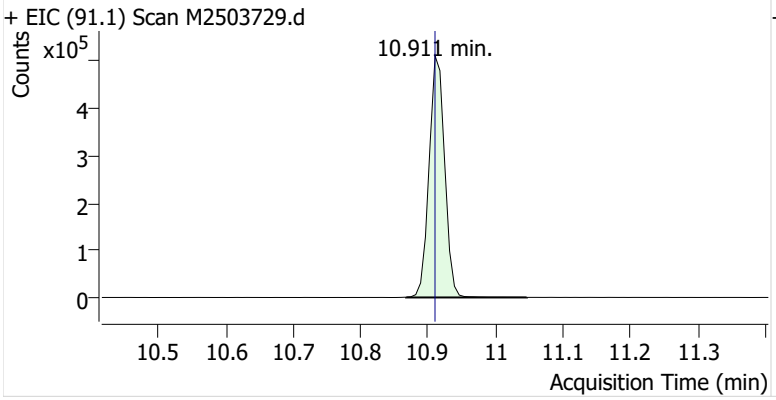

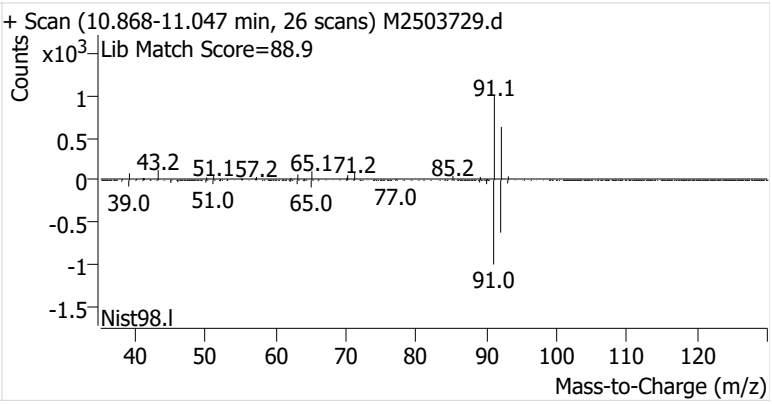

Ethylbenzene

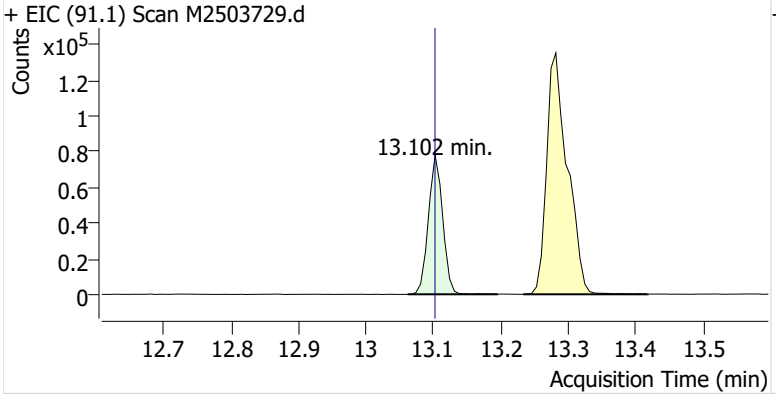

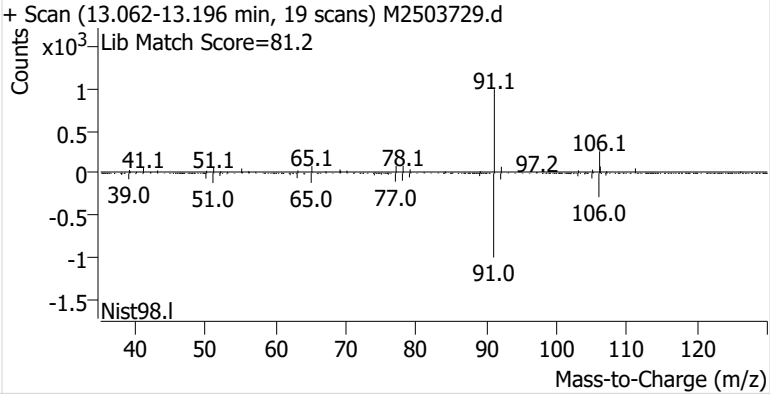

m-/p-Xylenes

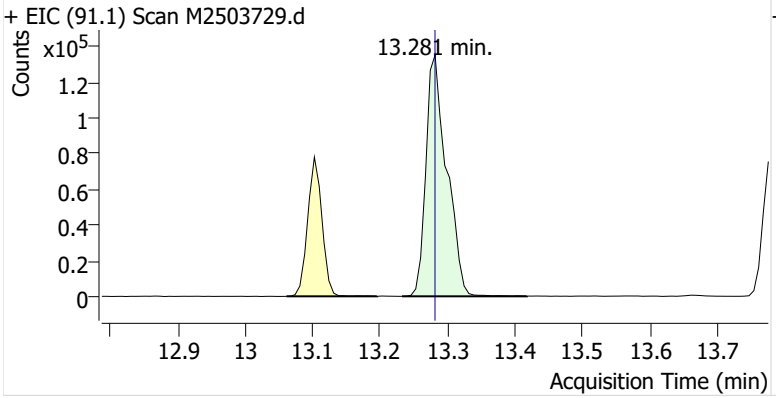

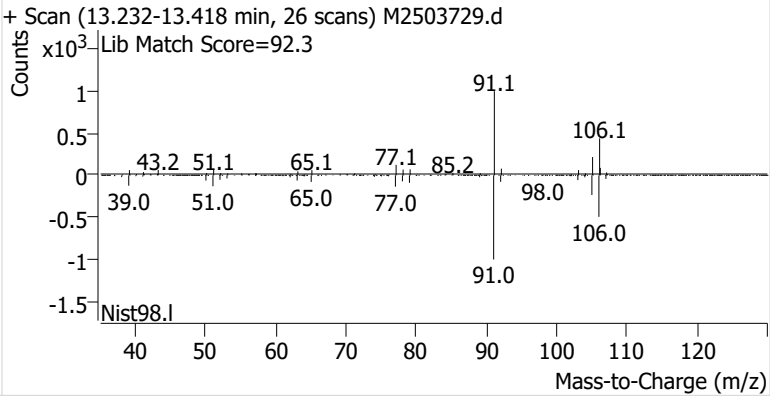

o-Xylene

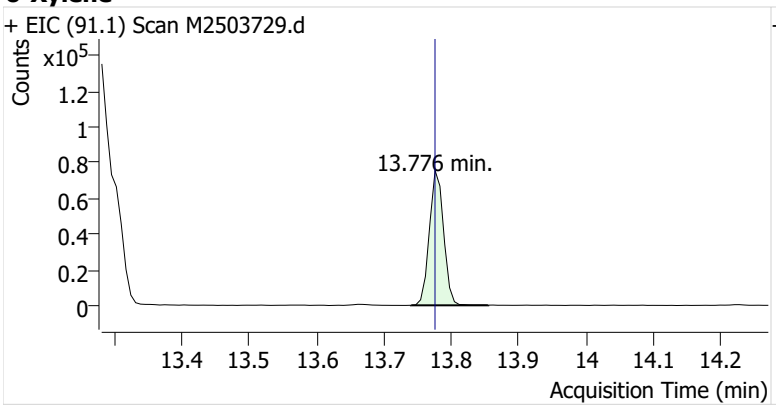
+ EIC (91.1) Scan M2503729.d
Counts
x10^5
1.2
1
0.8
0.6
0.4
0.2
0
13.776 min.
13.4
13.5
13.6
13.7
13.8
13.9
14
14.1
14.2
Acquisition Time (min)

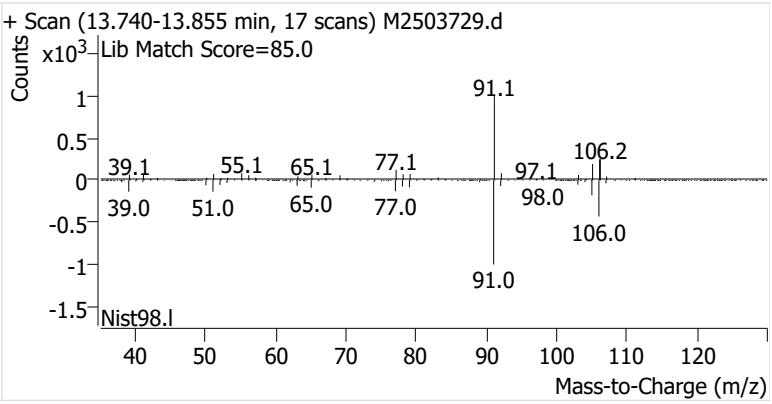
+ Scan (13.740-13.855 min, 17 scans) M2503729.d
Counts
x10^3
Lib Match Score=85.0
1
0.5
0
-0.5
-1
-1.5
91.1
39.1
55.1
65.1
77.1
97.1
106.2
39.0
51.0
65.0
77.0
98.0
106.0
91.0
Nist98.l
40
50
60
70
80
90
100
110
120
Mass-to-Charge (m/z)

Name	CGOSP-9-D-20250826
Comment	C57536
Data File	M2503731.d
Acq. Date-Time	9/28/2025 8:47:51 PM
Acq. Method File	M325B-MTD
Tube Sorbent	Carbopack X
Analyze Quant Version	12.1
Report Quant Version	12.1

Sample Chromatogram

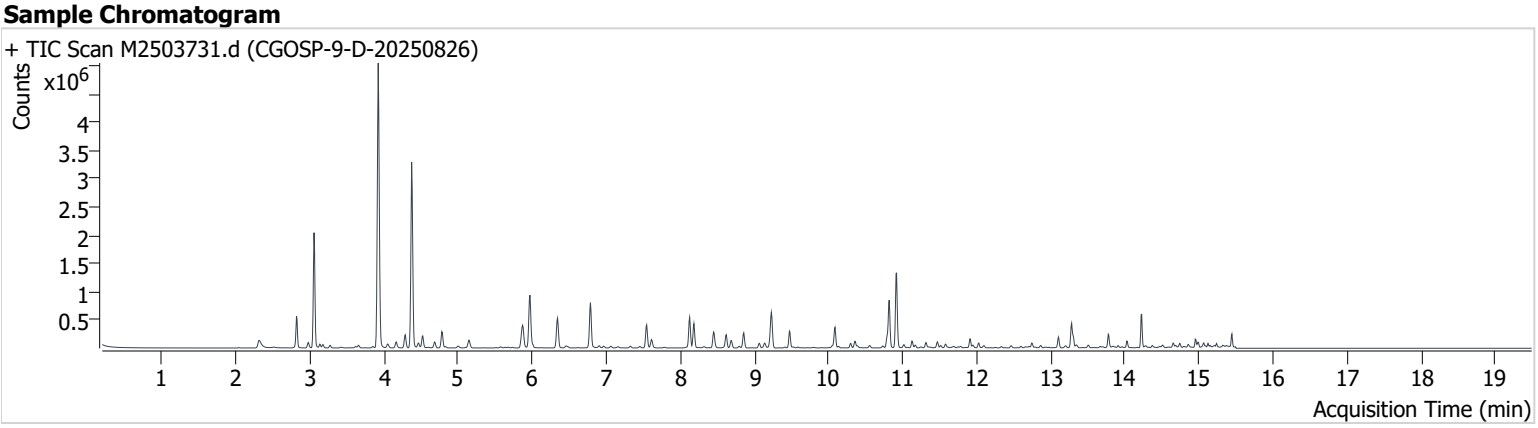

Name	ISTD	RT	ICAL RT	Resp.	Int. Flag
Benzene-d6 (IS)		8.124	8.124	475,661	
Benzene	Benzene-d6 (IS)	8.181	8.181	357,847	
Toluene-d8 (IS)		10.817	10.817	518,290	
Toluene	Toluene-d8 (IS)	10.910	10.910	841,511	
Ethylbenzene	Toluene-d8 (IS)	13.102	13.102	125,252	
m-/p-Xylenes	Toluene-d8 (IS)	13.281	13.281	331,574	
o-Xylene	Toluene-d8 (IS)	13.776	13.776	126,832	

Benzene-d6 (IS)

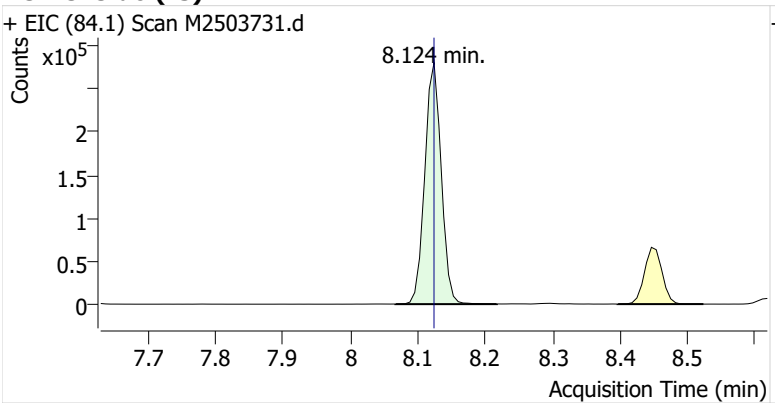

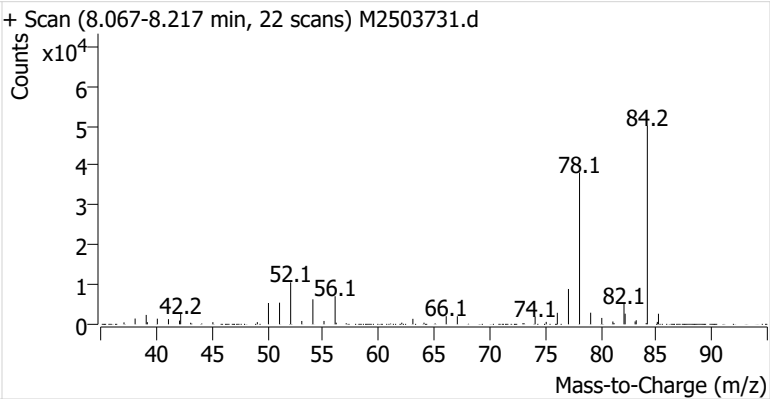

Benzene

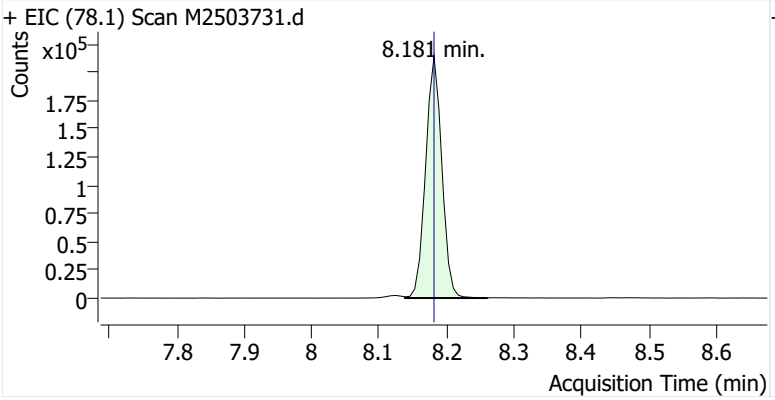

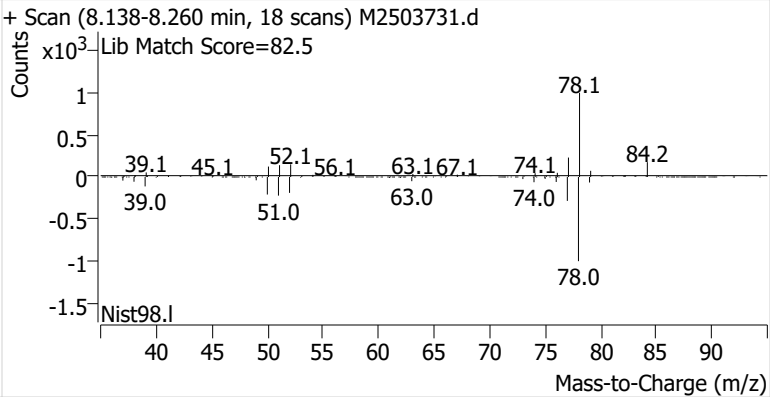

Toluene-d8 (IS)

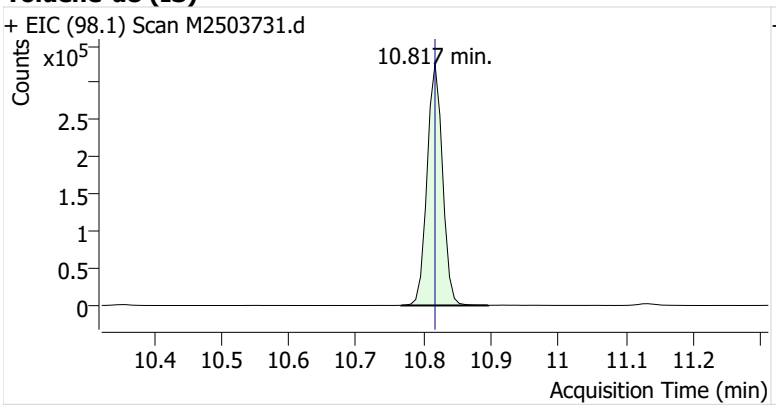

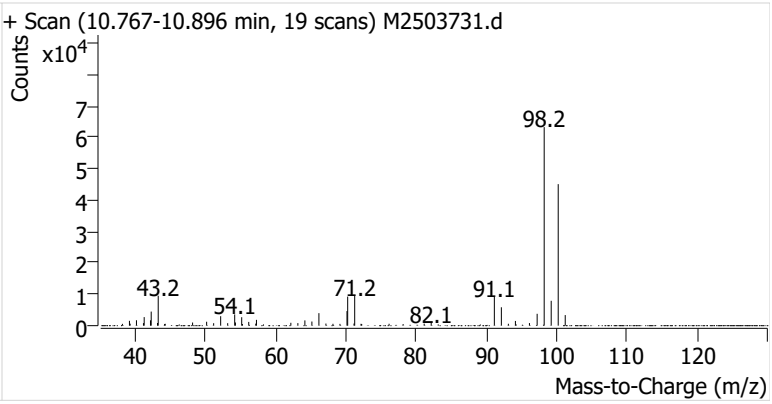

Toluene

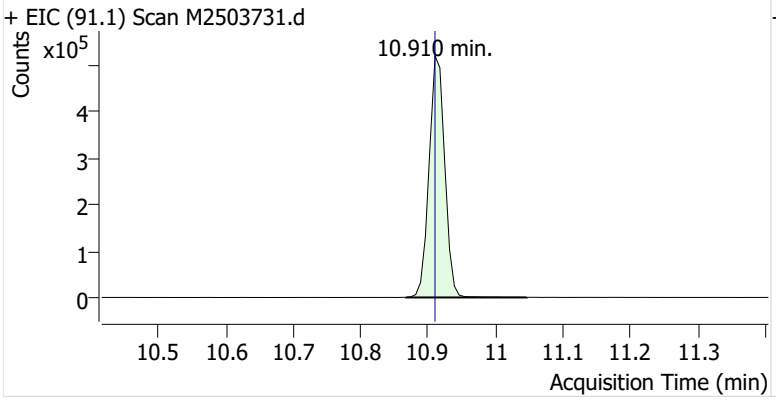

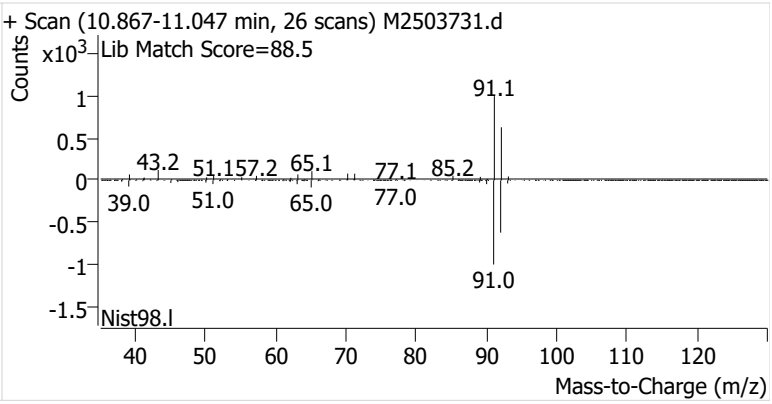

Ethylbenzene

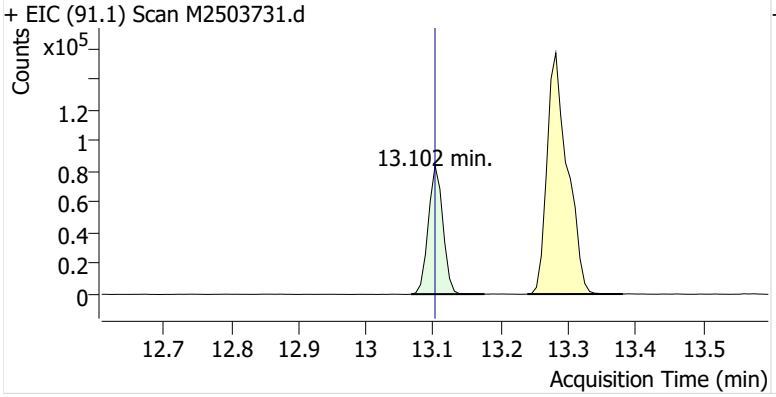

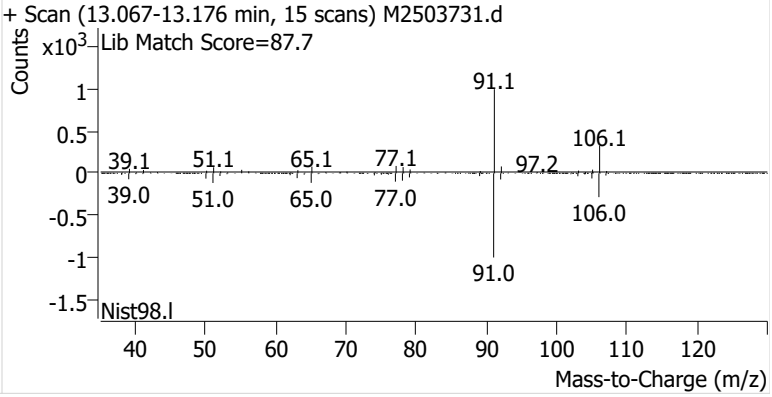

m-/p-Xylenes

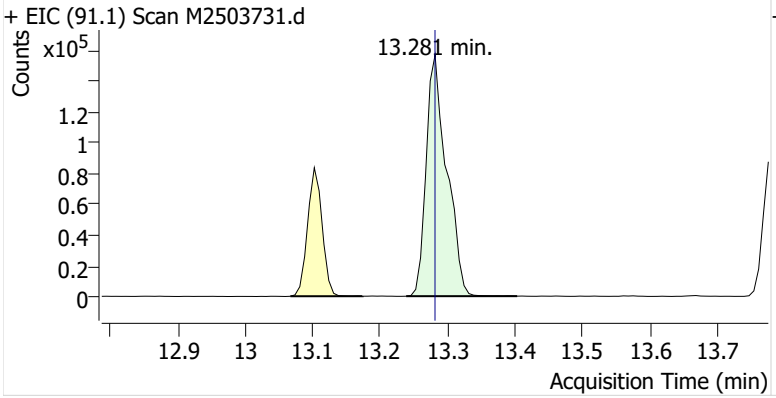

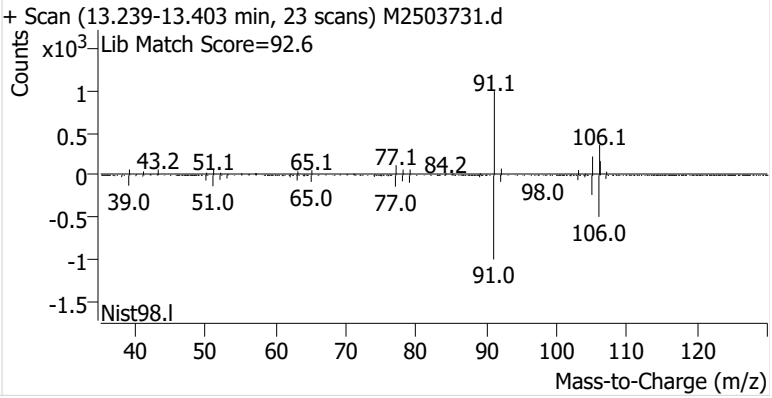

o-Xylene

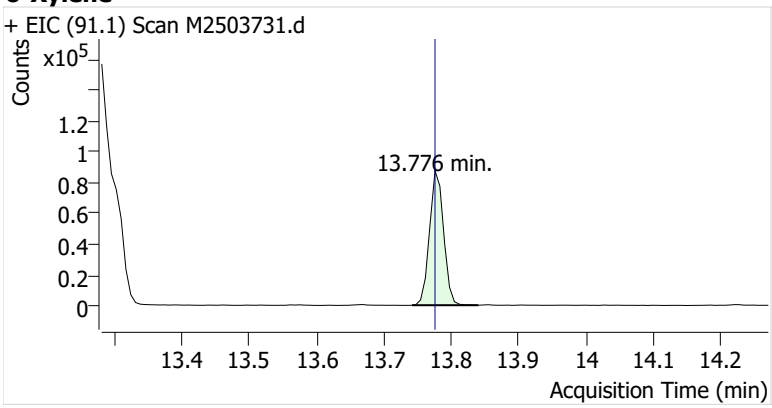
+ EIC (91.1) Scan M2503731.d
Counts
x10^5
1.2
1
0.8
0.6
0.4
0.2
0
13.776 min.
13.4
13.5
13.6
13.7
13.8
13.9
14
14.1
14.2
Acquisition Time (min)

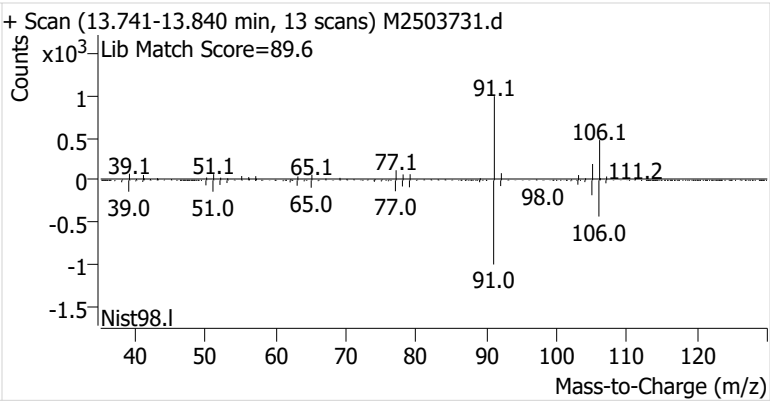
+ Scan (13.741-13.840 min, 13 scans) M2503731.d
Counts
x10^3
Lib Match Score=89.6
1
0.5
0
-0.5
-1
-1.5
91.1
106.1
39.1
51.1
65.1
77.1
111.2
39.0
51.0
65.0
77.0
98.0
106.0
91.0
Nist98.l
40
50
60
70
80
90
100
110
120
Mass-to-Charge (m/z)

Name	CGOSP-10-S-20250826
Comment	C61650
Data File	M2503732.d
Acq. Date-Time	9/28/2025 9:15:27 PM
Acq. Method File	M325B-MTD
Tube Sorbent	Carbopack X
Analyze Quant Version	12.1
Report Quant Version	12.1

Sample Chromatogram

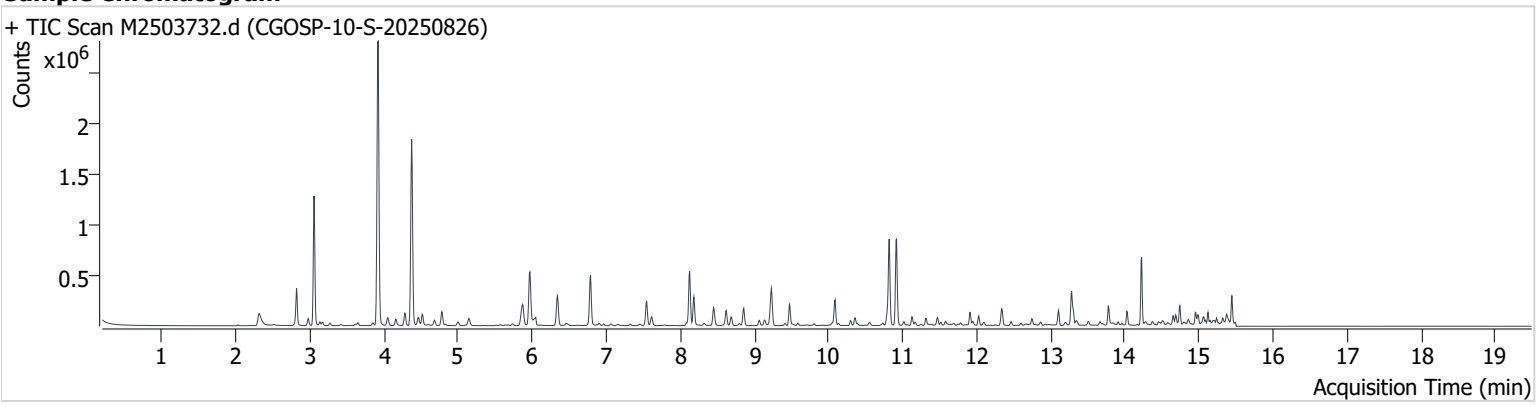

Name	ISTD	RT	ICAL RT	Resp.	Int. Flag
Benzene-d6 (IS)		8.124	8.124	479,337	
Benzene	Benzene-d6 (IS)	8.181	8.181	235,785	
Toluene-d8 (IS)		10.817	10.817	519,822	
Toluene	Toluene-d8 (IS)	10.911	10.910	537,759	
Ethylbenzene	Toluene-d8 (IS)	13.102	13.102	95,086	
m-/p-Xylenes	Toluene-d8 (IS)	13.282	13.281	253,964	
o-Xylene	Toluene-d8 (IS)	13.776	13.776	99,723	

Benzene-d6 (IS)

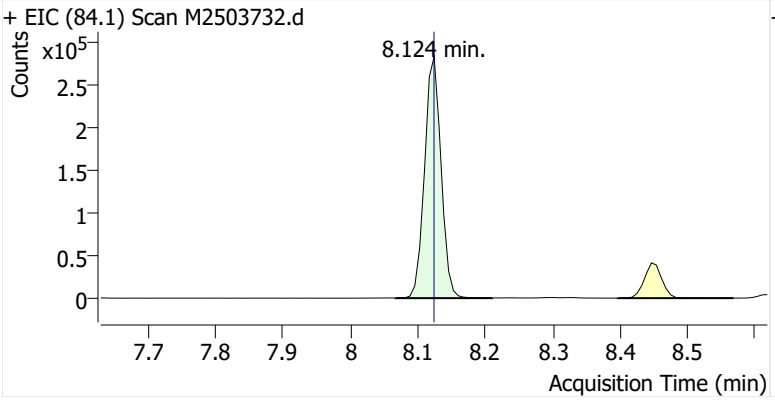

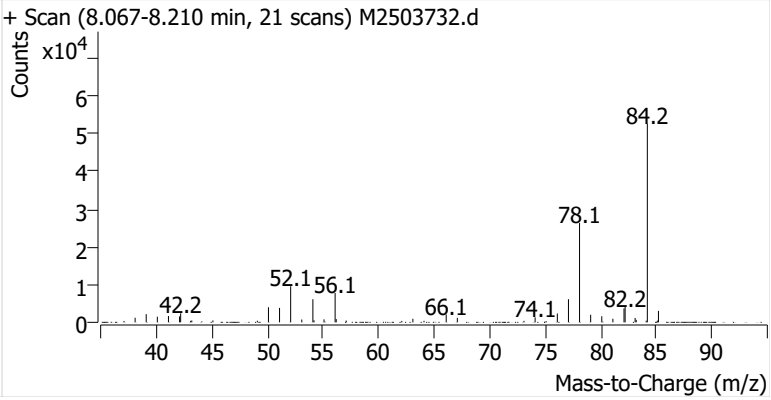

Benzene

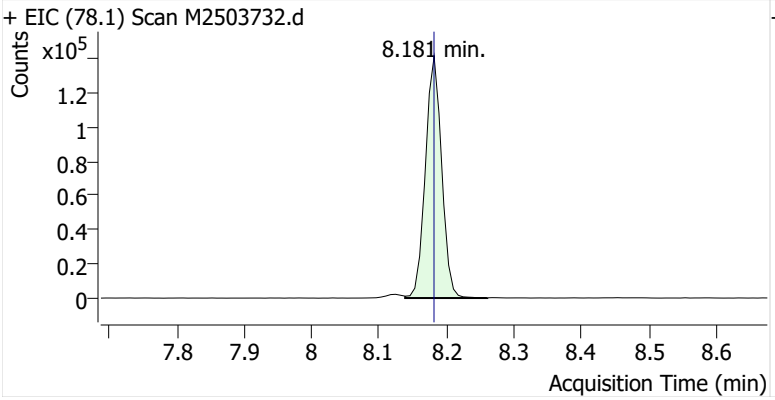

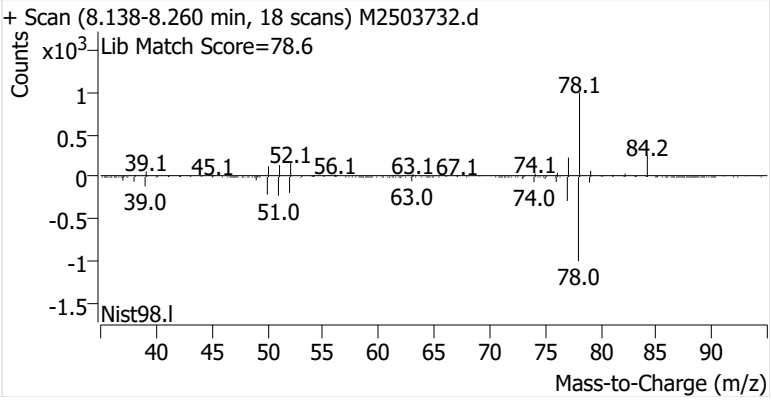

Toluene-d8 (IS)

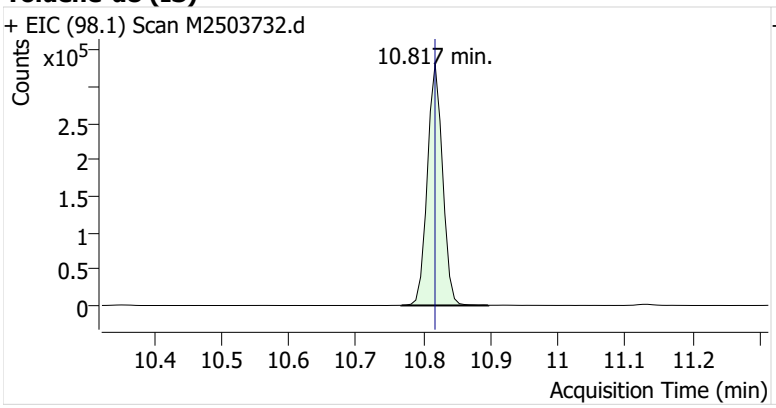

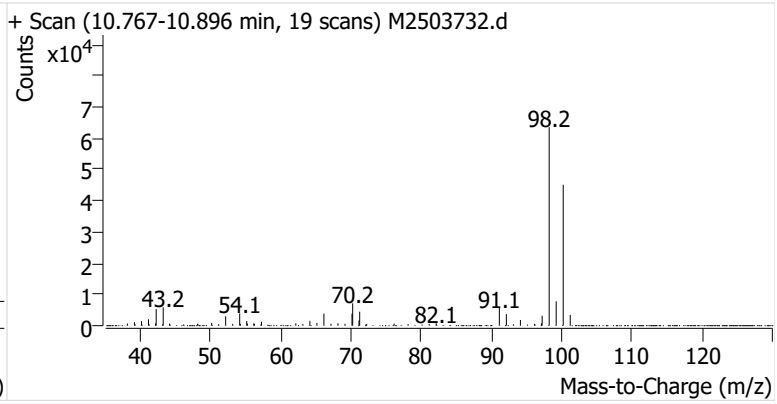

Toluene

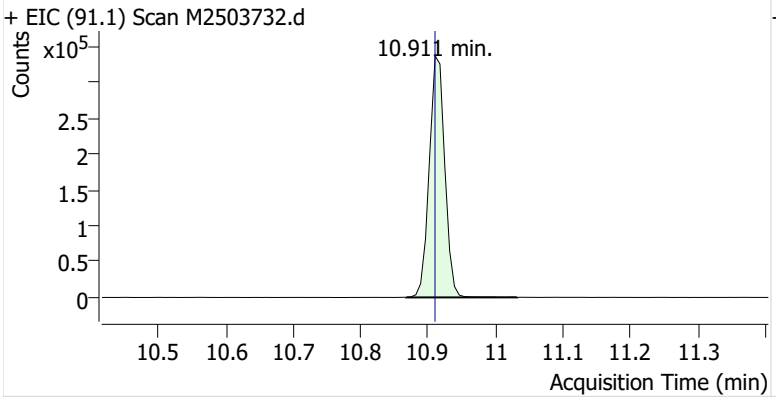

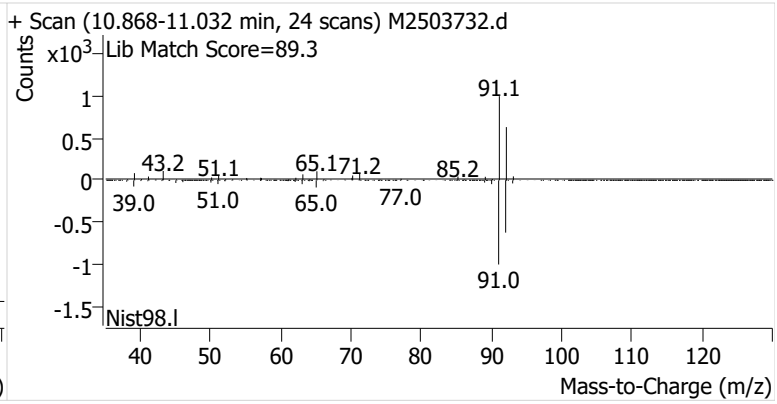

Ethylbenzene

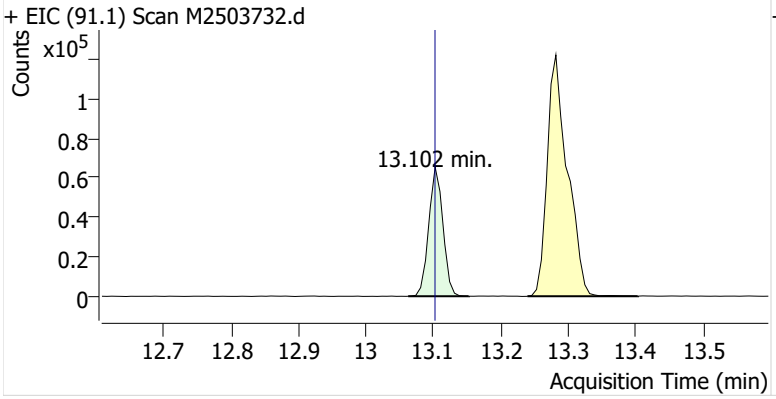

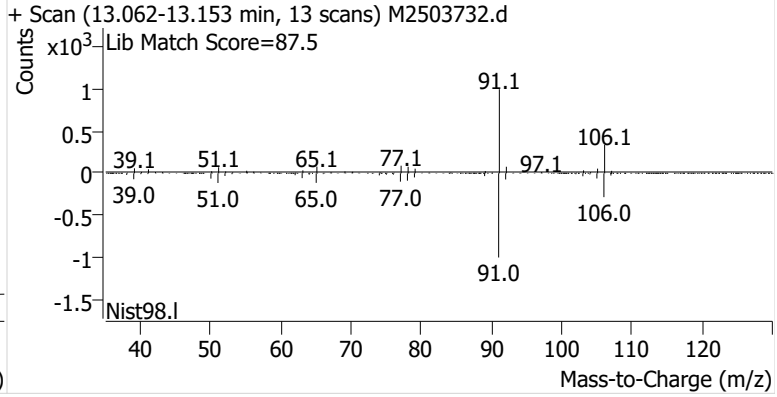

m-/p-Xylenes

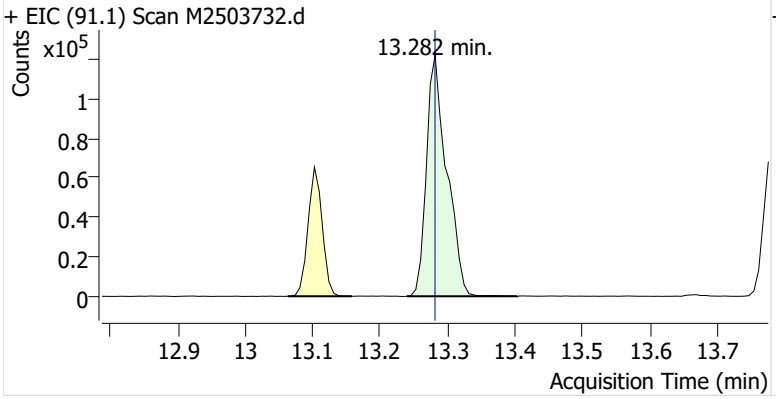

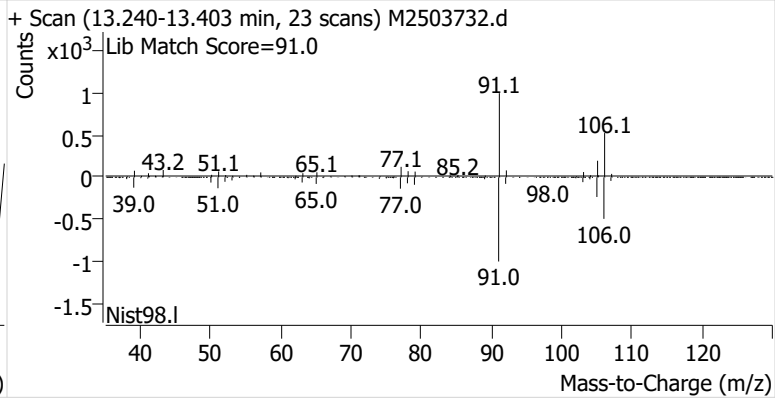

o-Xylene

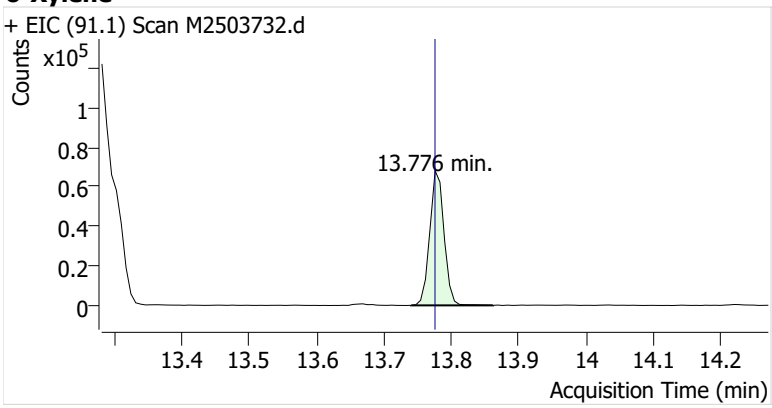
+ EIC (91.1) Scan M2503732.d
Counts
x10^5
1
0.8
0.6
0.4
0.2
0
13.776 min.
13.4
13.5
13.6
13.7
13.8
13.9
14
14.1
14.2
Acquisition Time (min)

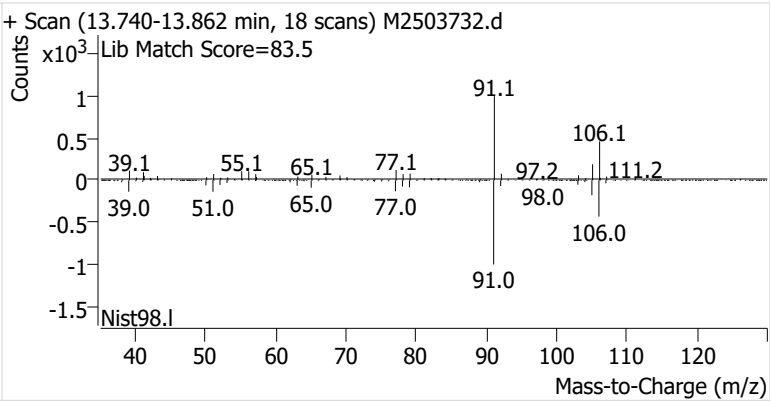
+ Scan (13.740-13.862 min, 18 scans) M2503732.d
Counts
x10^3
Lib Match Score=83.5
91.1
106.1
39.1
55.1
65.1
77.1
97.2
111.2
39.0
51.0
65.0
77.0
98.0
106.0
91.0
Nist98.l
40
50
60
70
80
90
100
110
120
Mass-to-Charge (m/z)

Name	CGOSP-11-S-20250826
Comment	B48626
Data File	M2503733.d
Acq. Date-Time	9/28/2025 9:43:18 PM
Acq. Method File	M325B-MTD
Tube Sorbent	Carbopack X
Analyze Quant Version	12.1
Report Quant Version	12.1

Sample Chromatogram

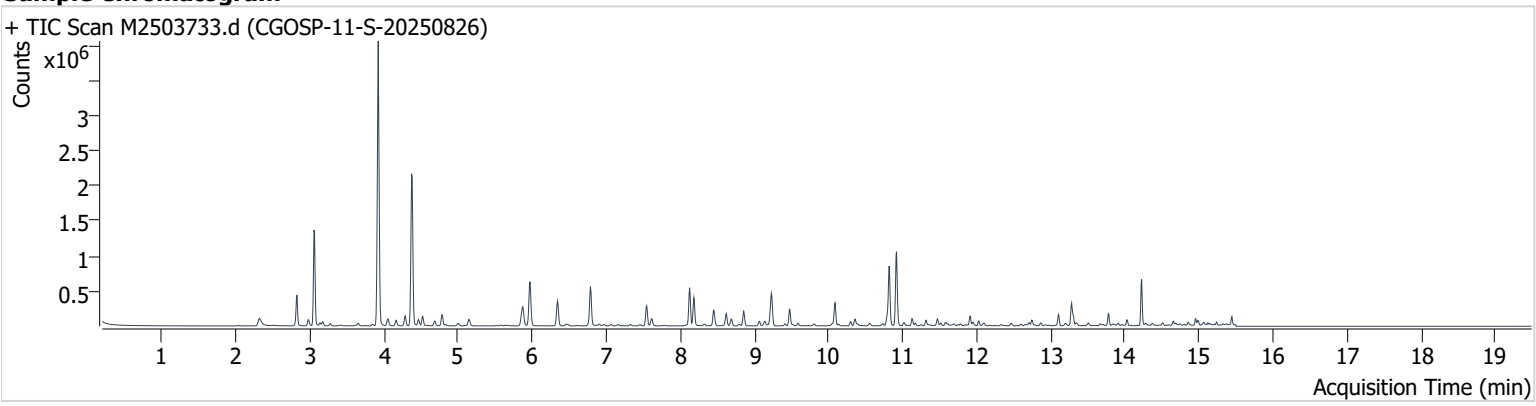

Name	ISTD	RT	ICAL RT	Resp.	Int. Flag
Benzene-d6 (IS)		8.124	8.124	478,274	
Benzene	Benzene-d6 (IS)	8.181	8.181	333,044	
Toluene-d8 (IS)		10.817	10.817	522,701	
Toluene	Toluene-d8 (IS)	10.910	10.910	649,106	
Ethylbenzene	Toluene-d8 (IS)	13.102	13.102	105,784	
m-/p-Xylenes	Toluene-d8 (IS)	13.281	13.281	238,539	
o-Xylene	Toluene-d8 (IS)	13.776	13.776	93,544	

Benzene-d6 (IS)

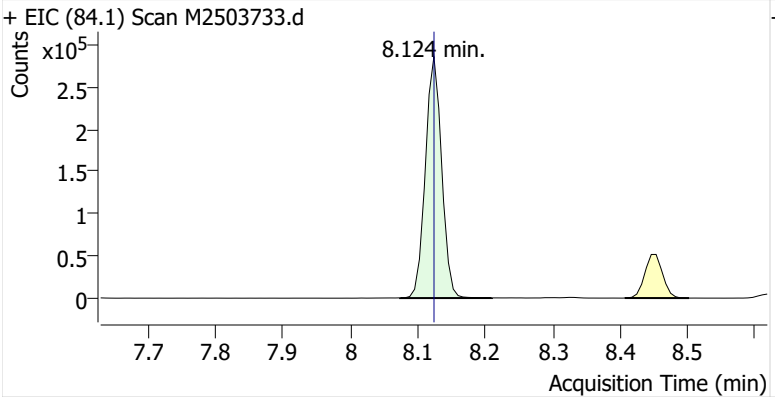

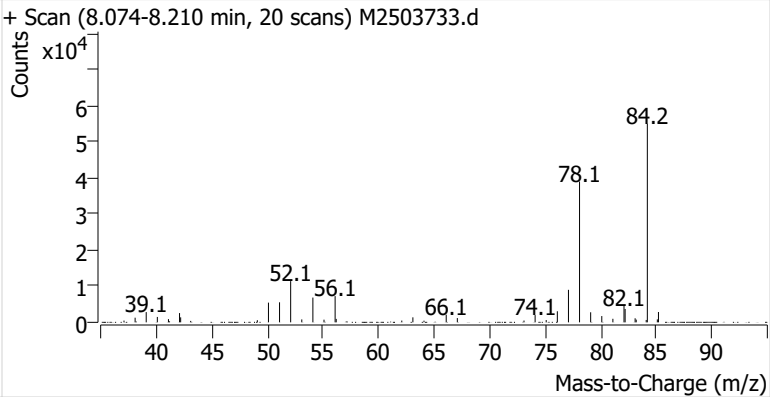

Benzene

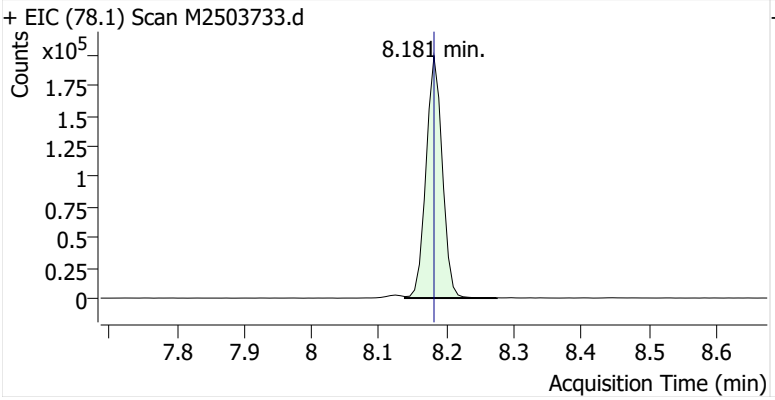

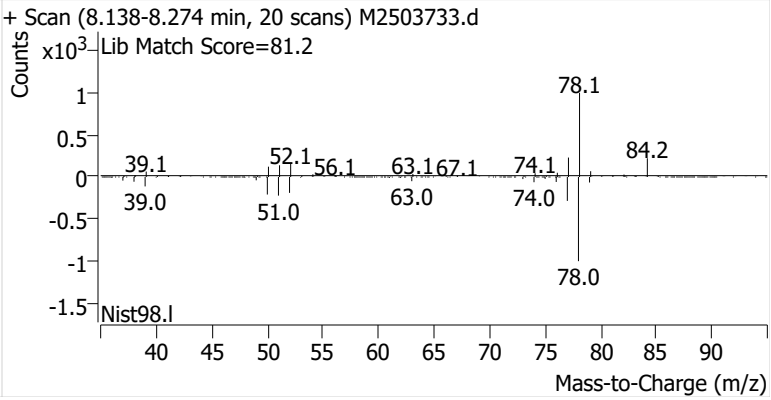

Toluene-d8 (IS)

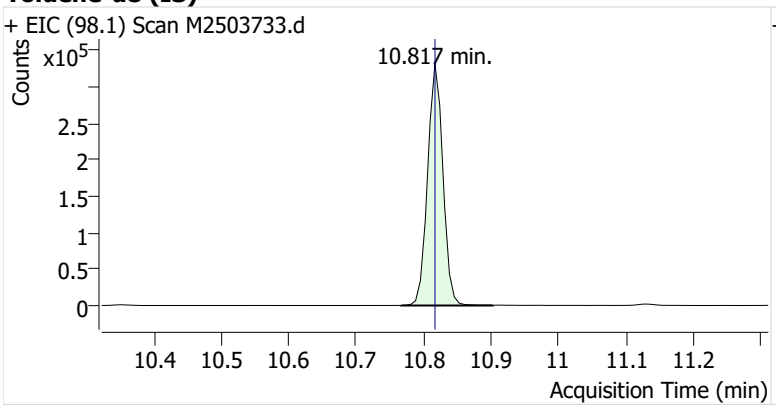

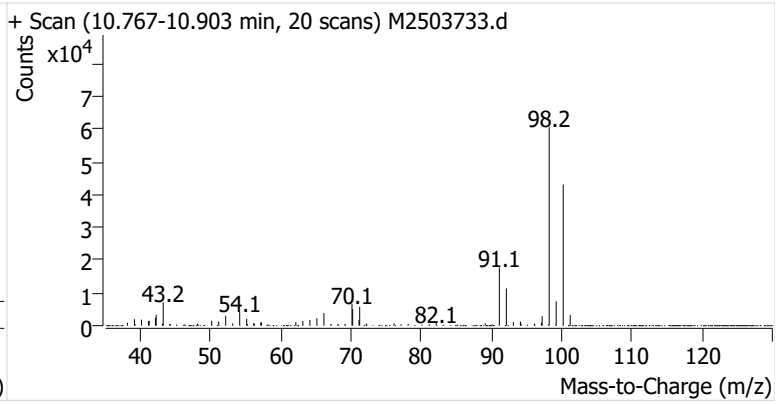

Toluene

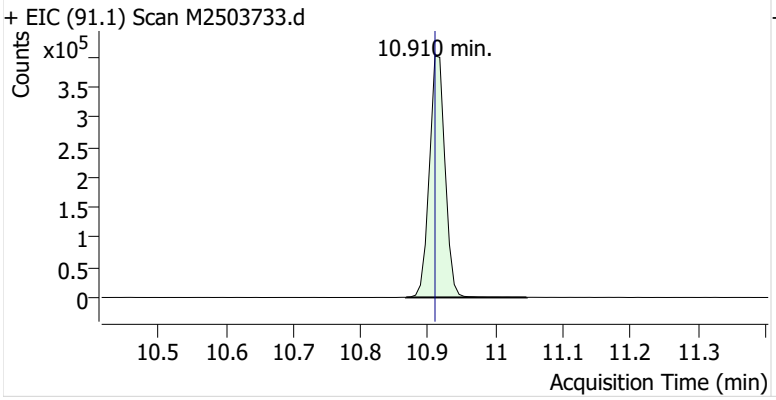

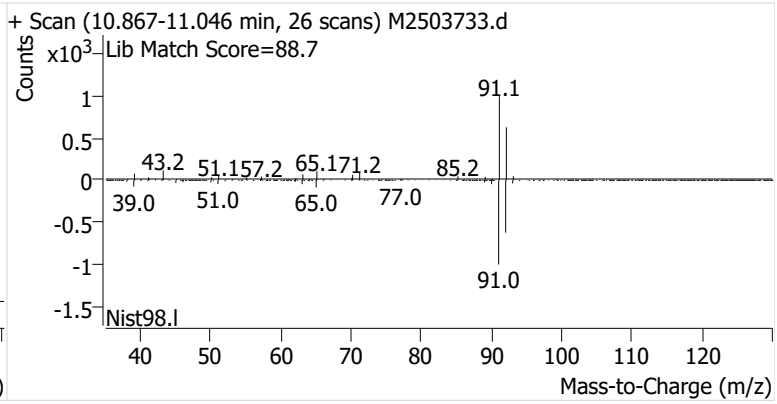

Ethylbenzene

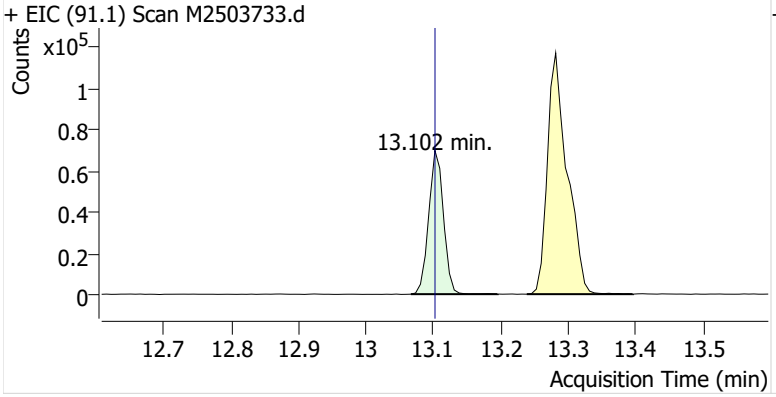

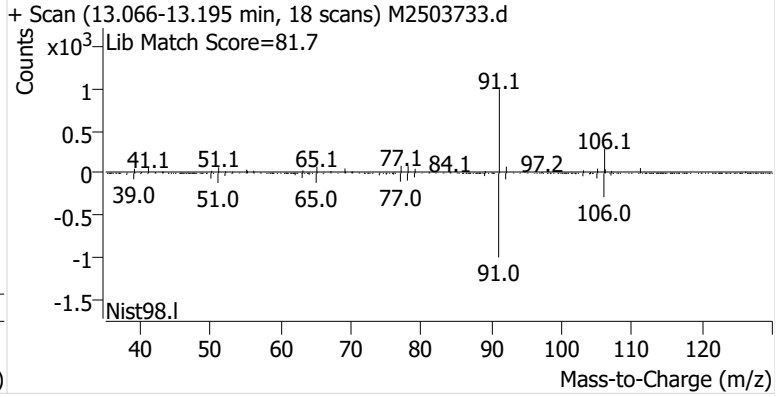

m-/p-Xylenes

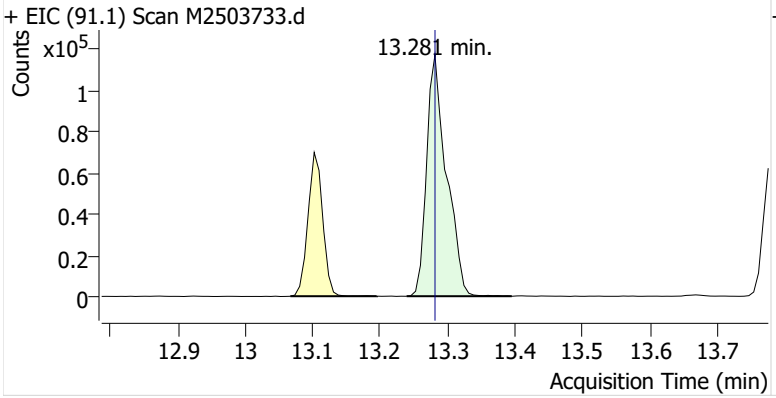

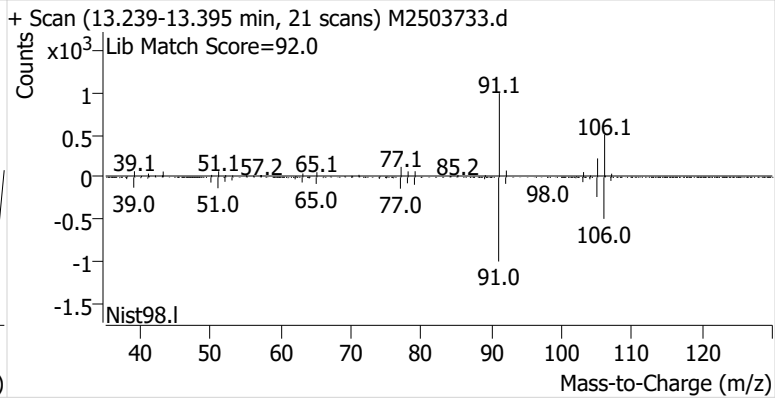

o-Xylene

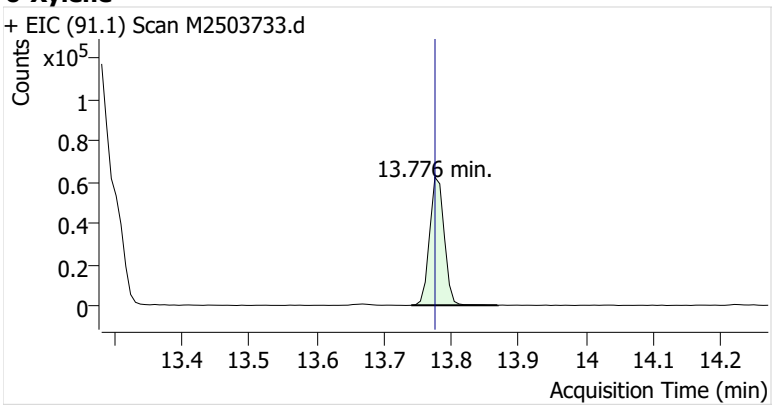
+ EIC (91.1) Scan M2503733.d
Counts
x10^5
1
0.8
0.6
0.4
0.2
0
13.776 min.
13.4
13.5
13.6
13.7
13.8
13.9
14
14.1
14.2
Acquisition Time (min)

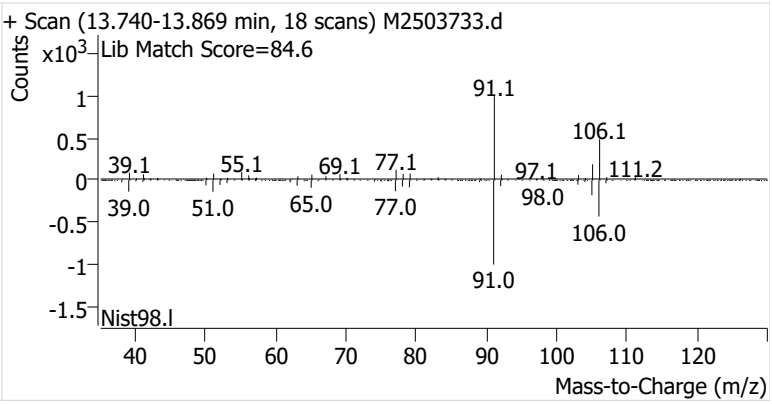
+ Scan (13.740-13.869 min, 18 scans) M2503733.d
Counts
x10^3
Lib Match Score=84.6
1
0.5
0
-0.5
-1
-1.5
91.1
106.1
39.1
55.1
69.1
77.1
97.1
111.2
39.0
51.0
65.0
77.0
98.0
106.0
91.0
Nist98.l
40
50
60
70
80
90
100
110
120
Mass-to-Charge (m/z)

Name	CGOSP-12-S-20250826
Comment	B20256
Data File	M2503734.d
Acq. Date-Time	9/28/2025 10:10:50 PM
Acq. Method File	M325B-MTD
Tube Sorbent	Carbopack X
Analyze Quant Version	12.1
Report Quant Version	12.1

Sample Chromatogram

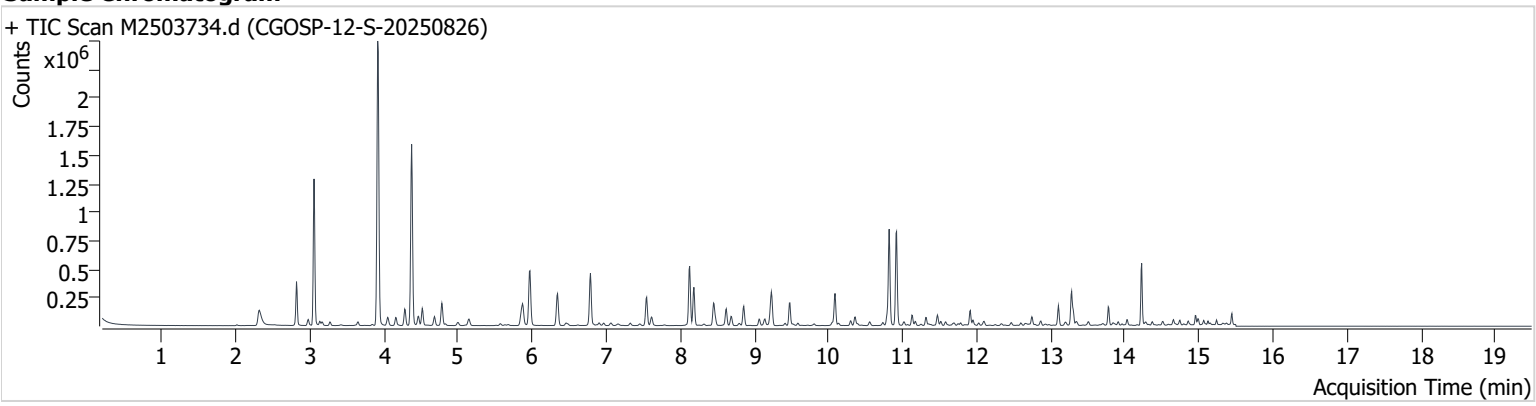

Name	ISTD	RT	ICAL RT	Resp.	Int. Flag
Benzene-d6 (IS)		8.124	8.124	471,876	
Benzene	Benzene-d6 (IS)	8.181	8.181	286,848	
Toluene-d8 (IS)		10.817	10.817	516,641	
Toluene	Toluene-d8 (IS)	10.910	10.910	536,420	
Ethylbenzene	Toluene-d8 (IS)	13.102	13.102	109,405	
m-/p-Xylenes	Toluene-d8 (IS)	13.281	13.281	225,492	
o-Xylene	Toluene-d8 (IS)	13.776	13.776	87,428	

Benzene-d6 (IS)

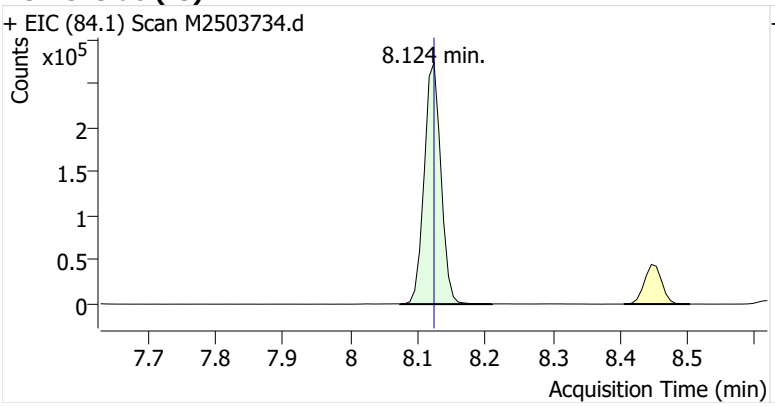

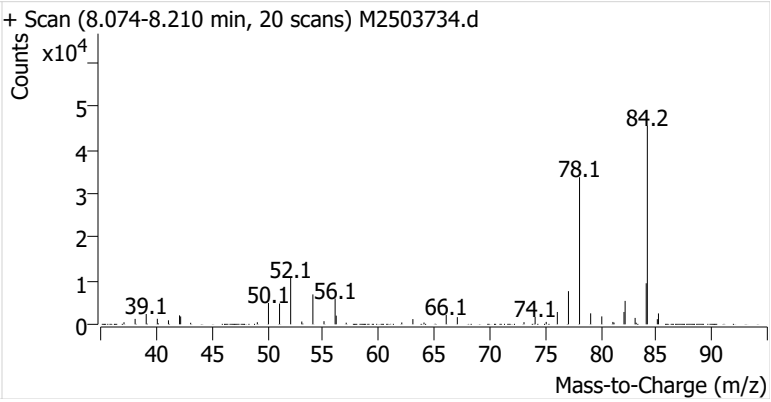

Benzene

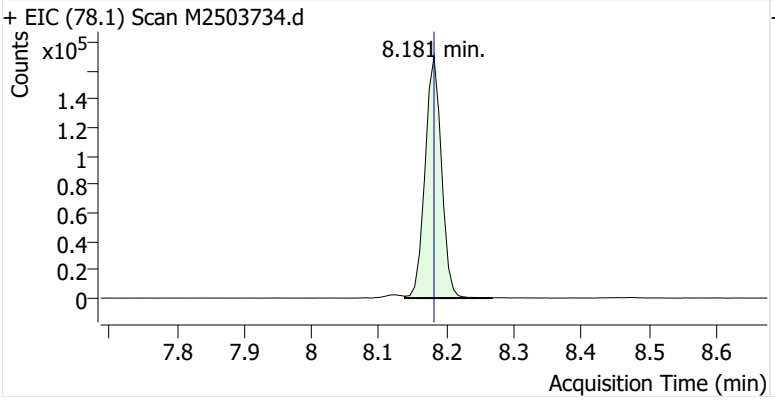

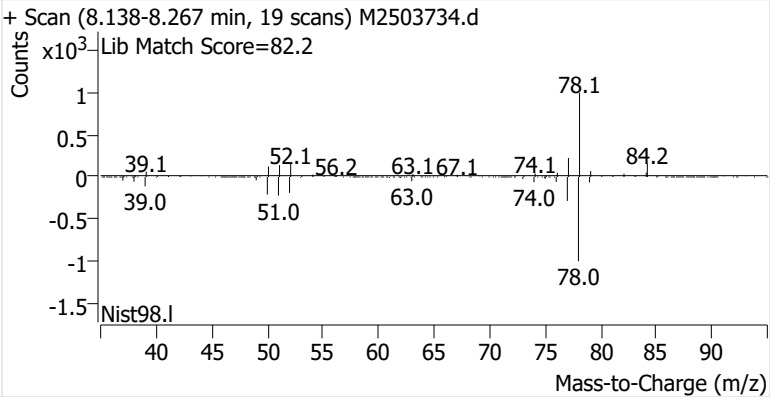

Toluene-d8 (IS)

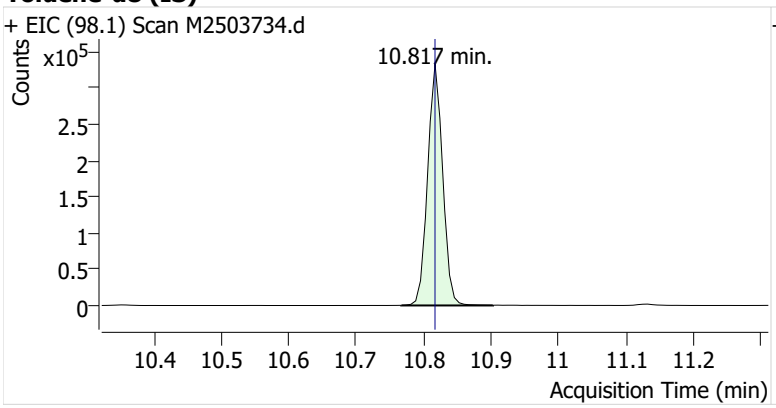

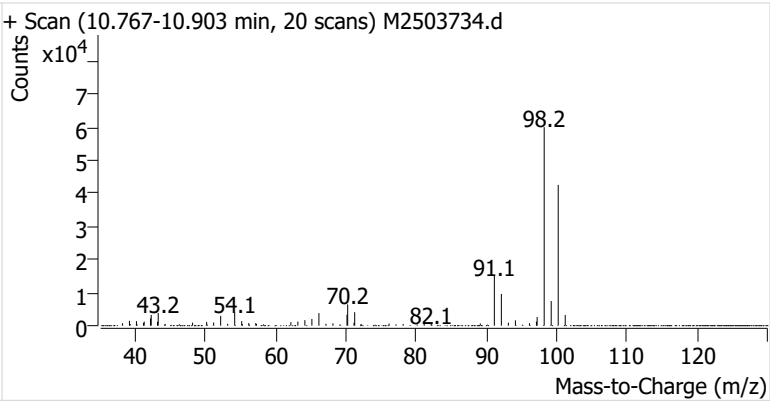

Toluene

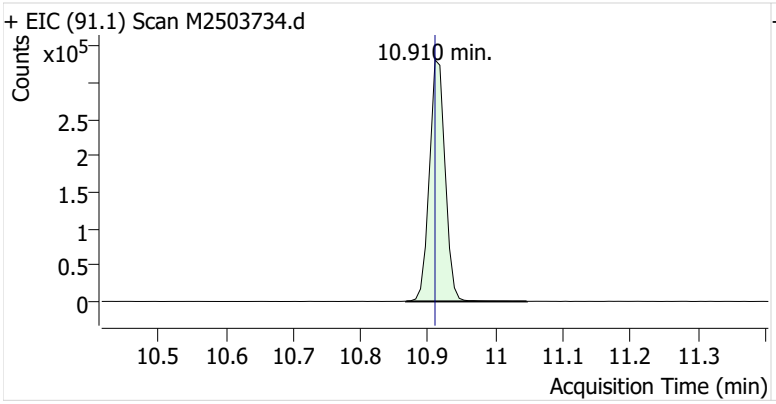

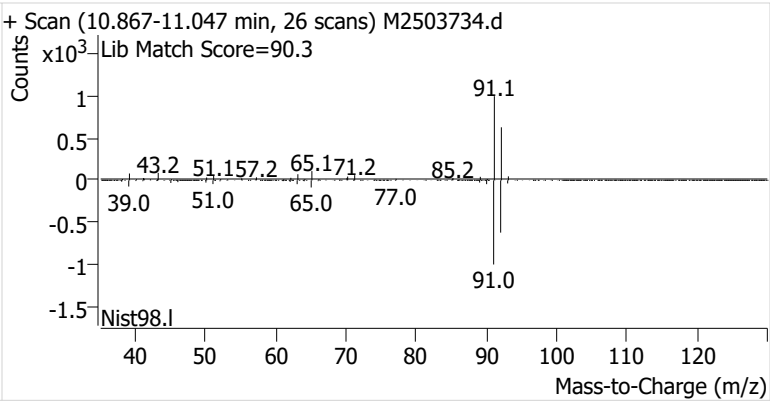

Ethylbenzene

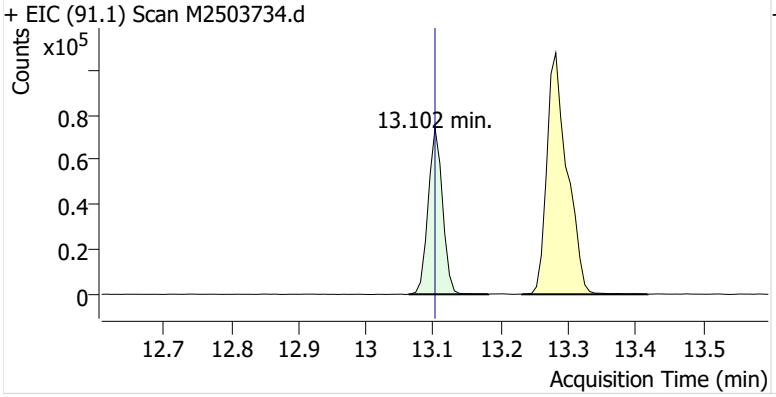

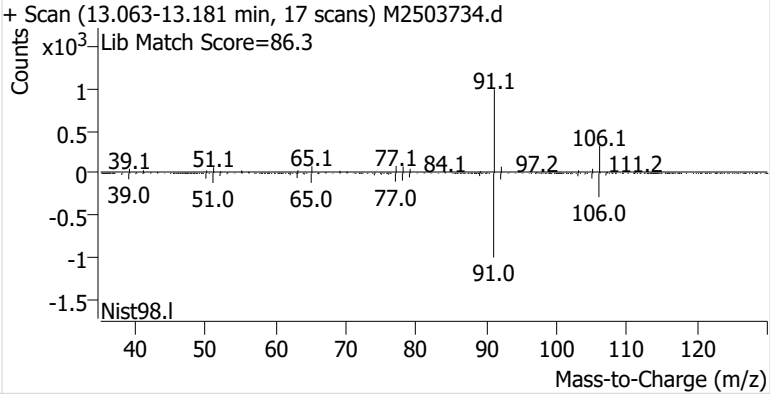

m-/p-Xylenes

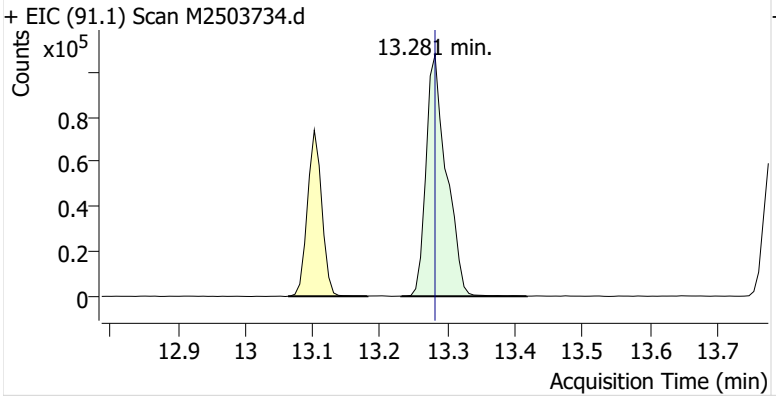

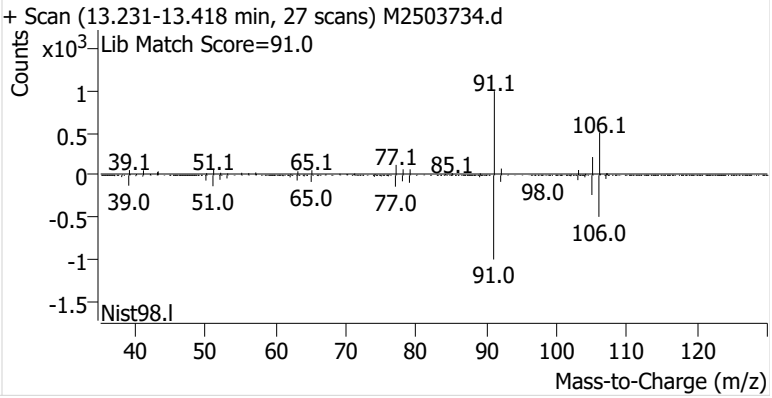

o-Xylene

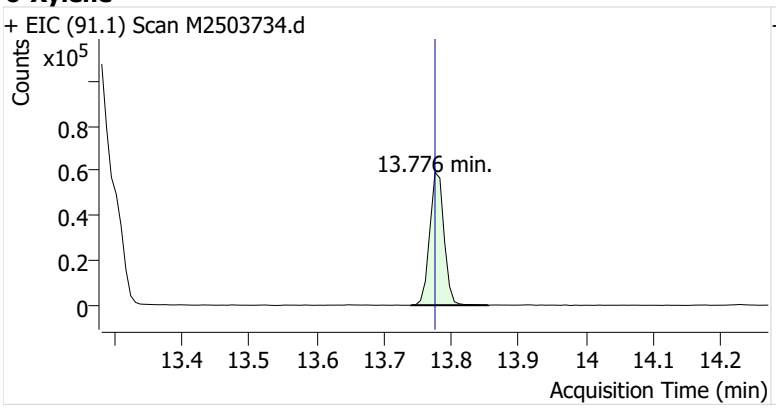
+ EIC (91.1) Scan M2503734.d
Counts
x10^5
0.8
0.6
0.4
0.2
0
13.776 min.
13.4
13.5
13.6
13.7
13.8
13.9
14
14.1
14.2
Acquisition Time (min)

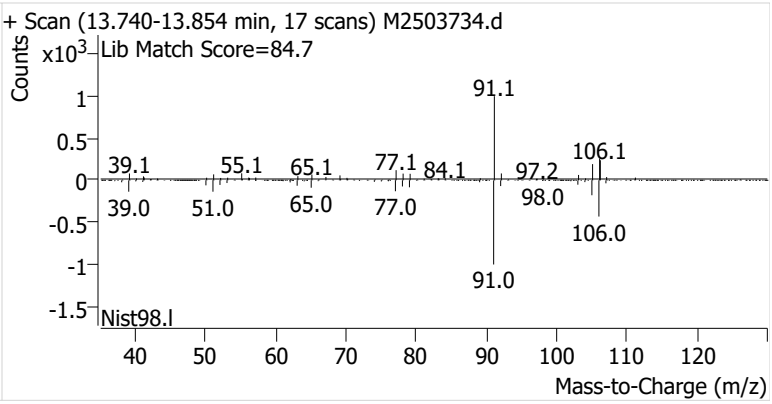
+ Scan (13.740-13.854 min, 17 scans) M2503734.d
Counts
x10^3
Lib Match Score=84.7
1
0.5
0
-0.5
-1
-1.5
91.1
39.1
55.1
65.1
77.1
84.1
97.2
106.1
39.0
51.0
65.0
77.0
98.0
106.0
91.0
Nist98.l
40
50
60
70
80
90
100
110
120
Mass-to-Charge (m/z)

Name	CGOSP-13-S-20250826
Comment	C43585
Data File	M2503735.d
Acq. Date-Time	9/28/2025 10:38:11 PM
Acq. Method File	M325B-MTD
Tube Sorbent	Carbopack X
Analyze Quant Version	12.1
Report Quant Version	12.1

Sample Chromatogram

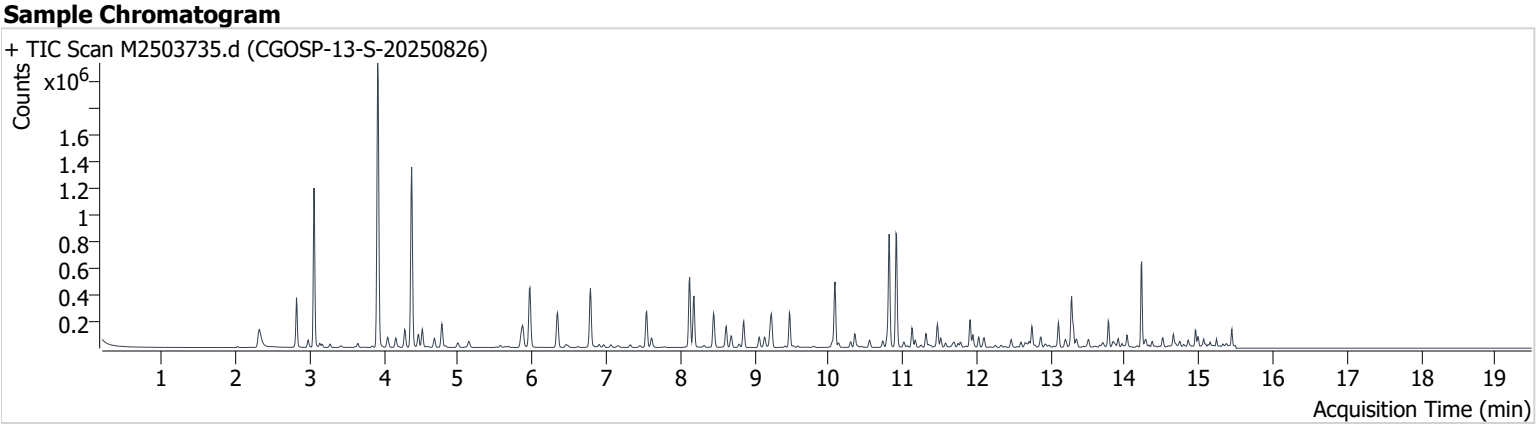

Name	ISTD	RT	ICAL RT	Resp.	Int. Flag
Benzene-d6 (IS)		8.124	8.124	469,995	
Benzene	Benzene-d6 (IS)	8.181	8.181	329,551	
Toluene-d8 (IS)		10.817	10.817	515,519	
Toluene	Toluene-d8 (IS)	10.910	10.910	563,832	
Ethylbenzene	Toluene-d8 (IS)	13.102	13.102	116,061	
m-/p-Xylenes	Toluene-d8 (IS)	13.281	13.281	273,766	
o-Xylene	Toluene-d8 (IS)	13.776	13.776	101,790	

Benzene-d6 (IS)

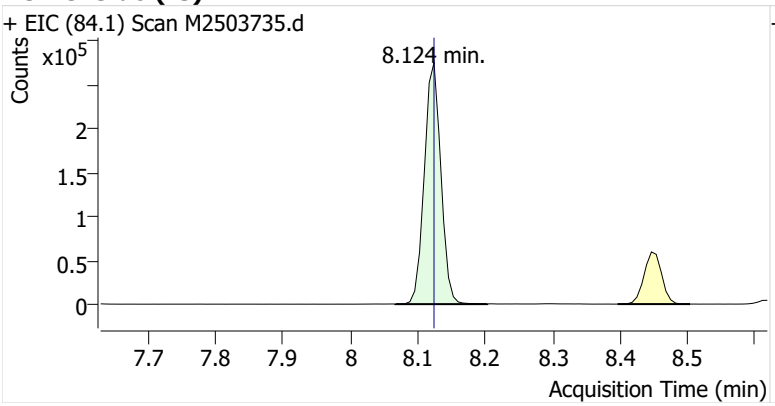

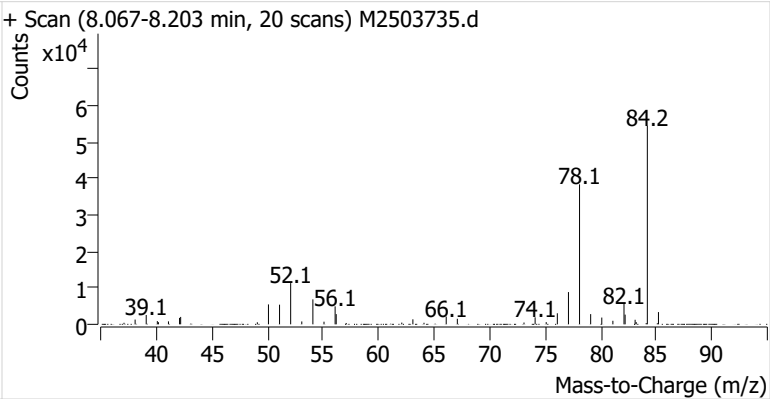

Benzene

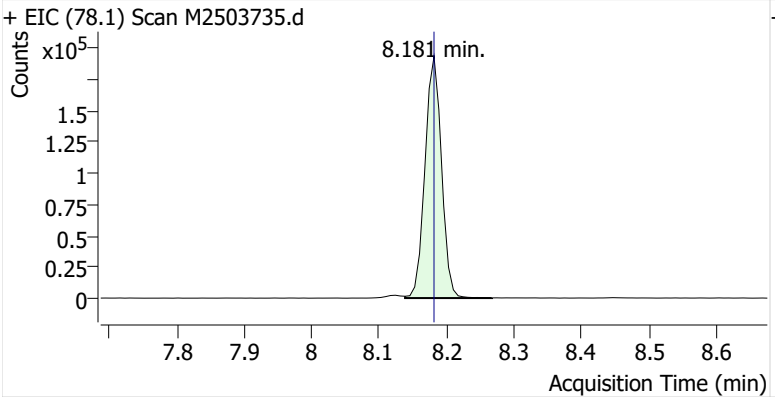

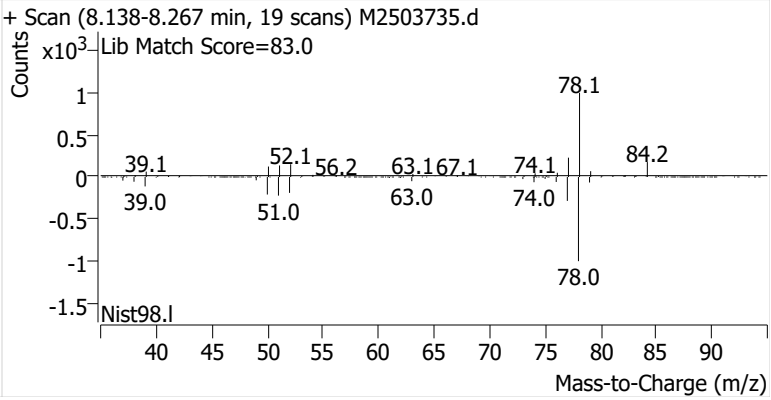

Toluene-d8 (IS)

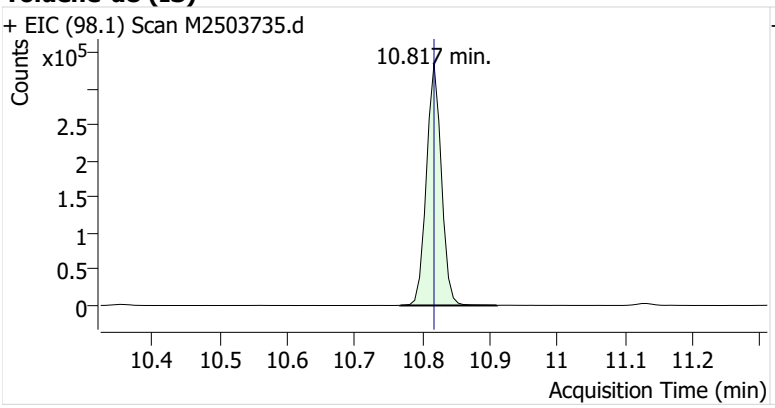

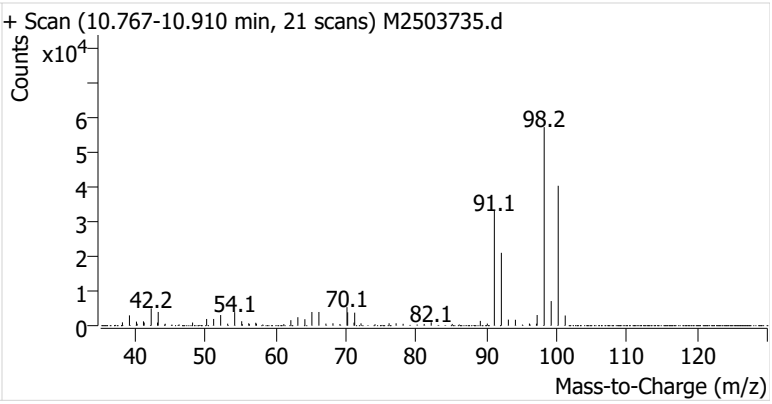

Toluene

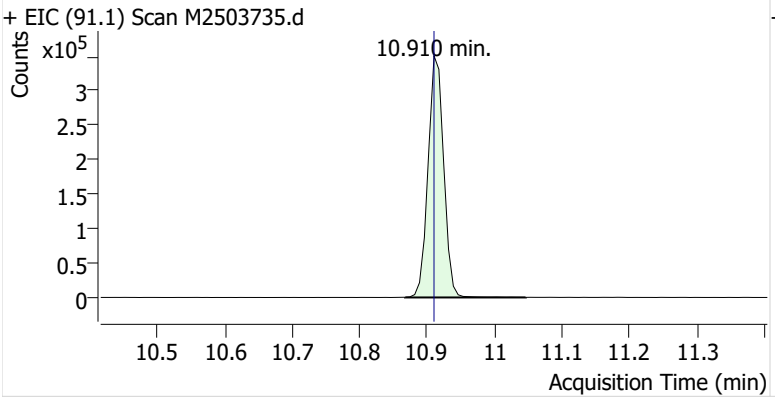

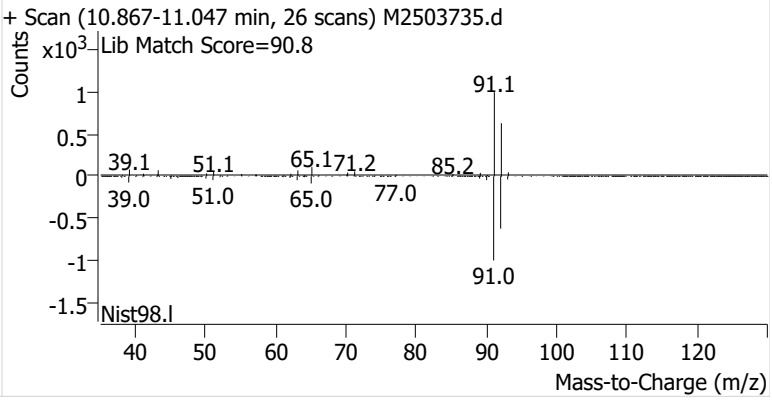

Ethylbenzene

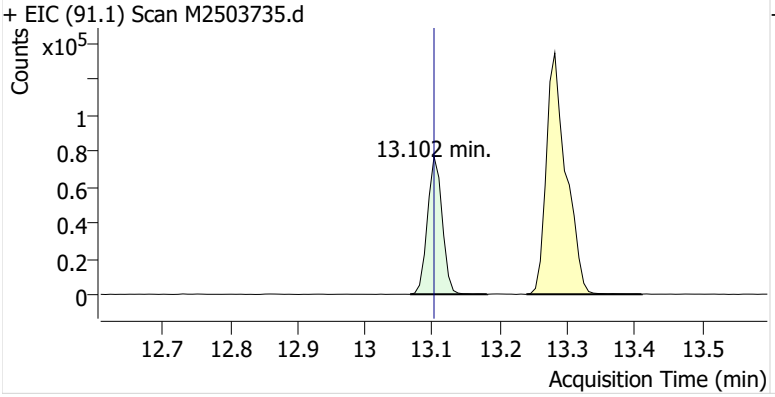

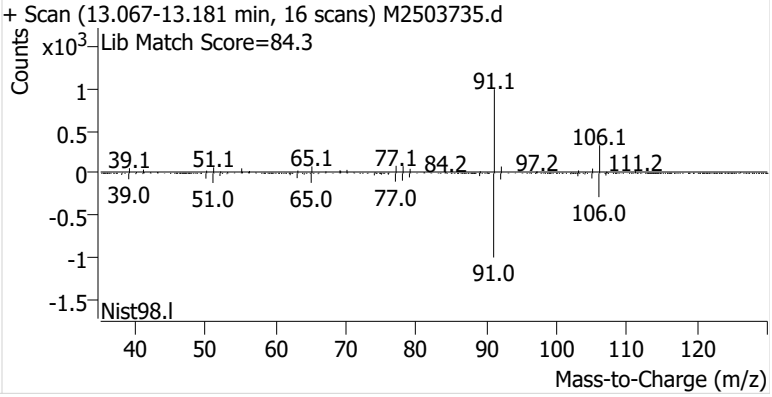

m-/p-Xylenes

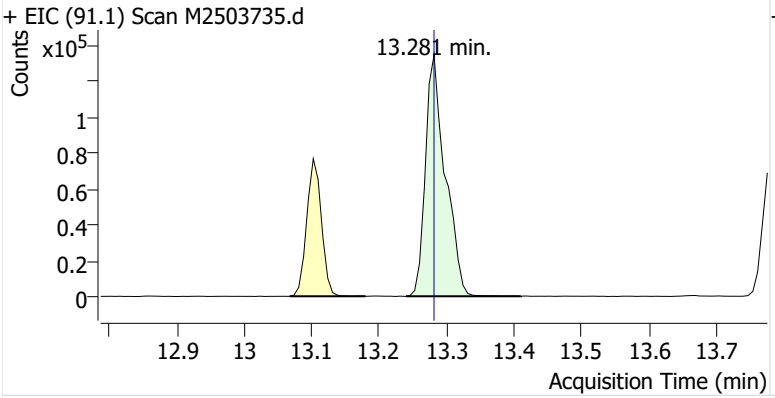

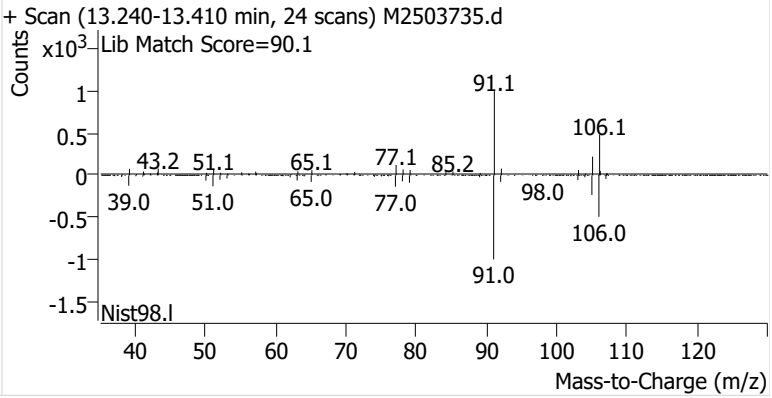

o-Xylene

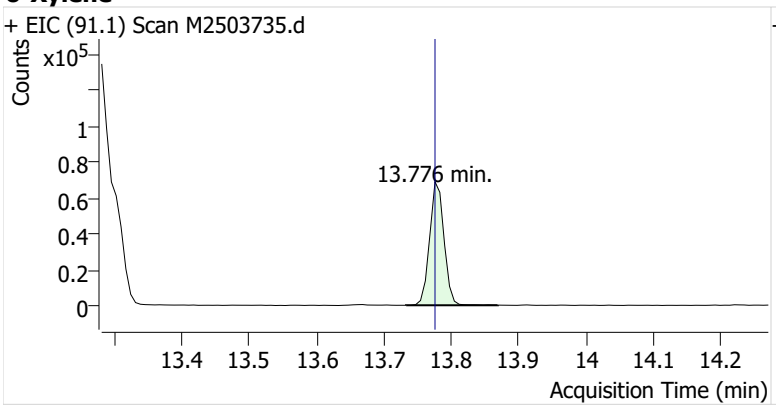
+ EIC (91.1) Scan M2503735.d
Counts
x10^5
1
0.8
0.6
0.4
0.2
0
13.776 min.
13.4
13.5
13.6
13.7
13.8
13.9
14
14.1
14.2
Acquisition Time (min)

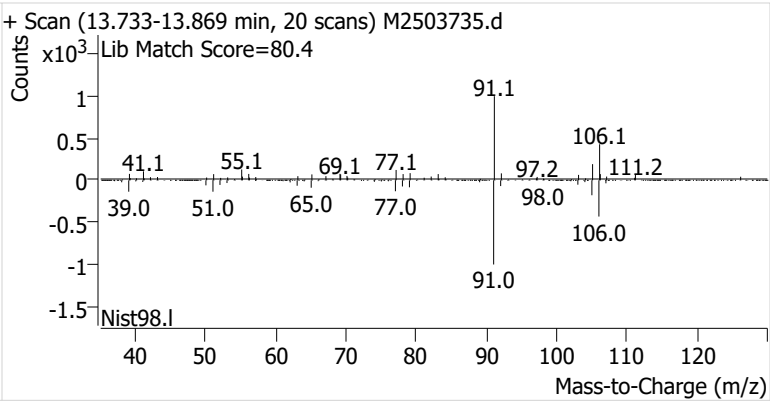
+ Scan (13.733-13.869 min, 20 scans) M2503735.d
Counts
x10^3
Lib Match Score=80.4
1
0.5
0
-0.5
-1
-1.5
91.1
106.1
41.1
55.1
69.1
77.1
97.2
111.2
39.0
51.0
65.0
77.0
98.0
106.0
91.0
Nist98.l
40
50
60
70
80
90
100
110
120
Mass-to-Charge (m/z)

Name	CGOSP-14-S-20250826
Comment	B46953
Data File	M2503736.d
Acq. Date-Time	9/28/2025 11:05:40 PM
Acq. Method File	M325B-MTD
Tube Sorbent	Carbopack X
Analyze Quant Version	12.1
Report Quant Version	12.1

Sample Chromatogram

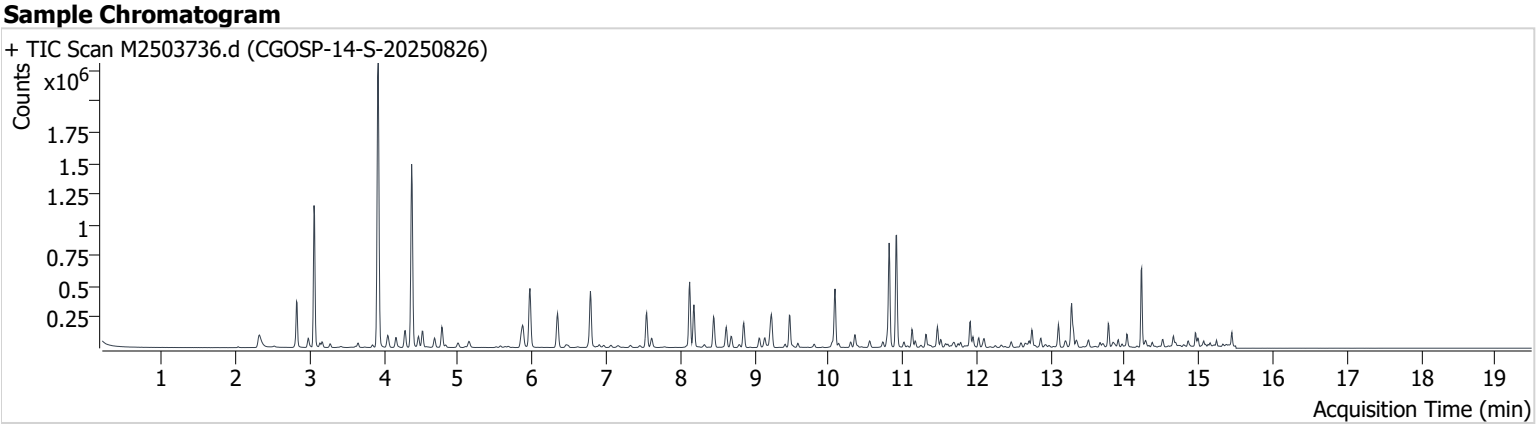

Name	ISTD	RT	ICAL RT	Resp.	Int. Flag
Benzene-d6 (IS)		8.124	8.124	474,971	
Benzene	Benzene-d6 (IS)	8.181	8.181	294,986	
Toluene-d8 (IS)		10.817	10.817	515,085	
Toluene	Toluene-d8 (IS)	10.910	10.910	604,667	
Ethylbenzene	Toluene-d8 (IS)	13.102	13.102	116,058	
m-/p-Xylenes	Toluene-d8 (IS)	13.281	13.281	259,144	
o-Xylene	Toluene-d8 (IS)	13.776	13.776	100,517	

Benzene-d6 (IS)

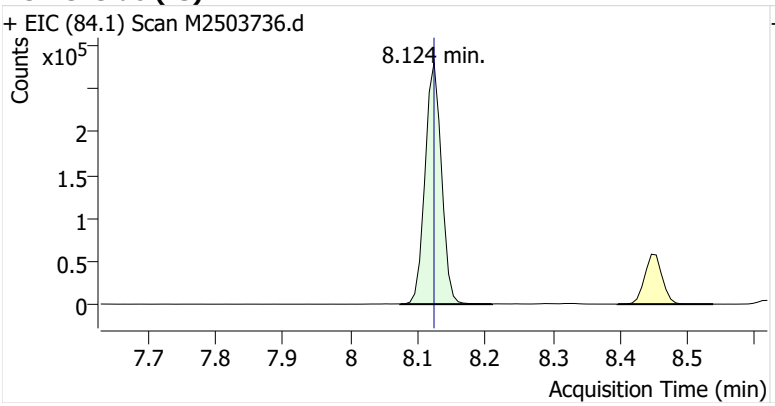

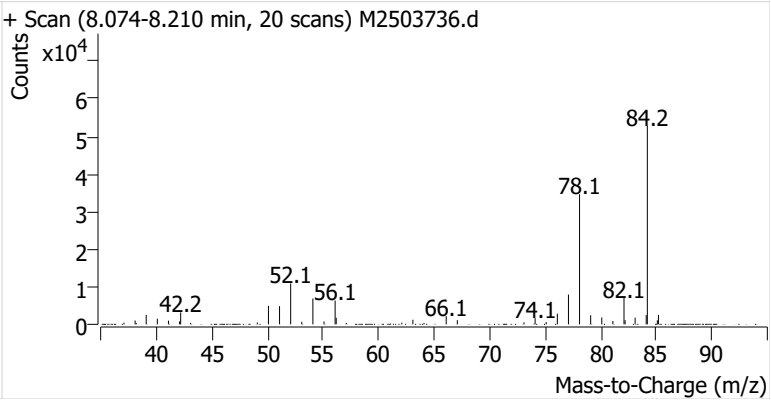

Benzene

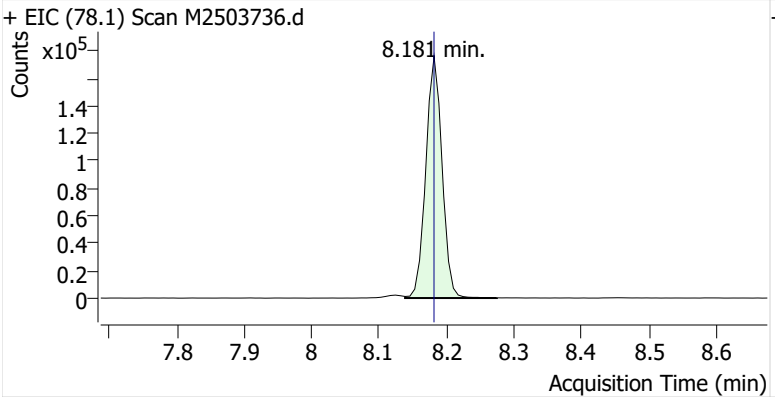

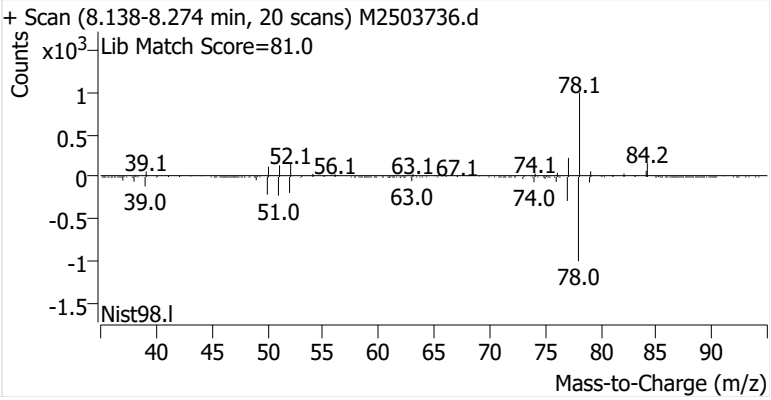

Toluene-d8 (IS)

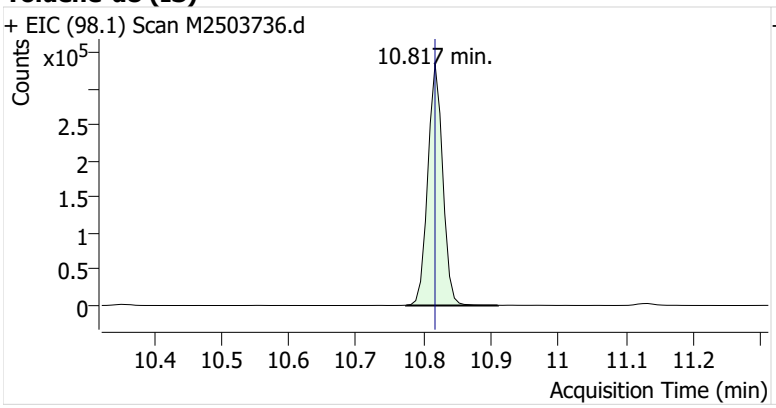

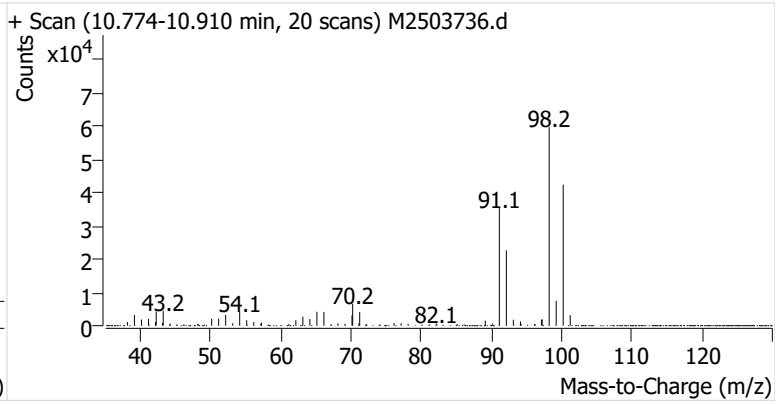

Toluene

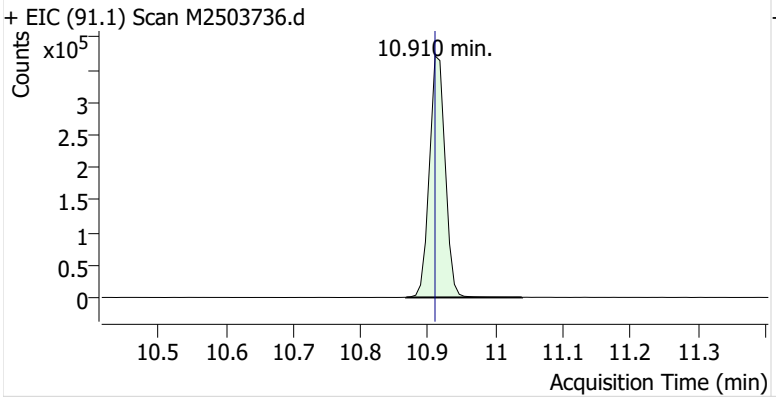

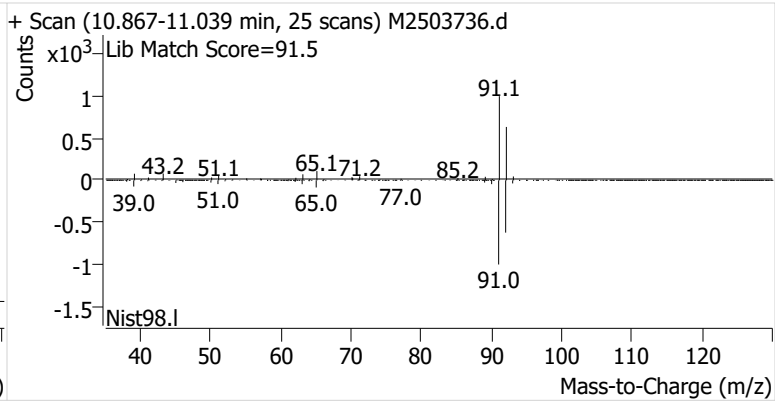

Ethylbenzene

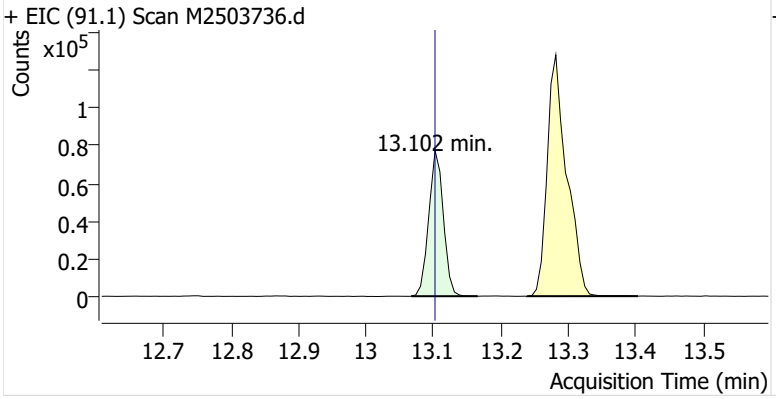

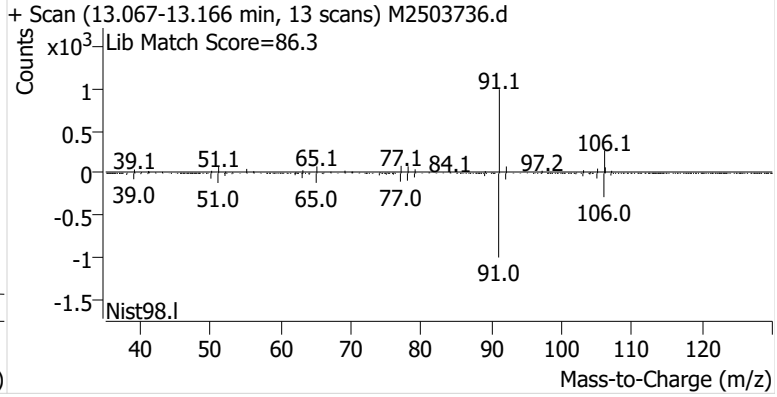

m-/p-Xylenes

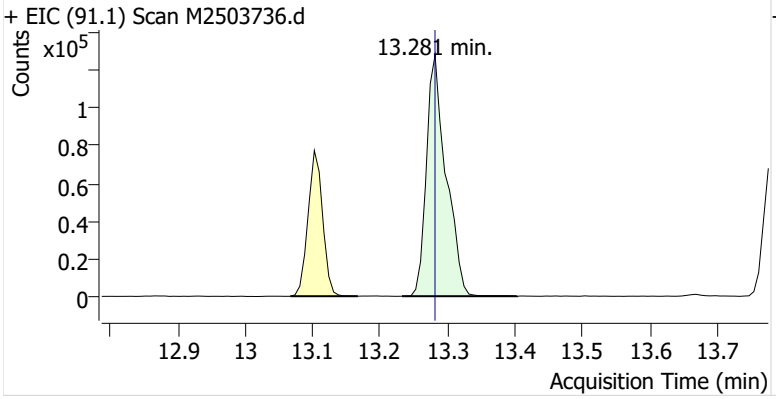

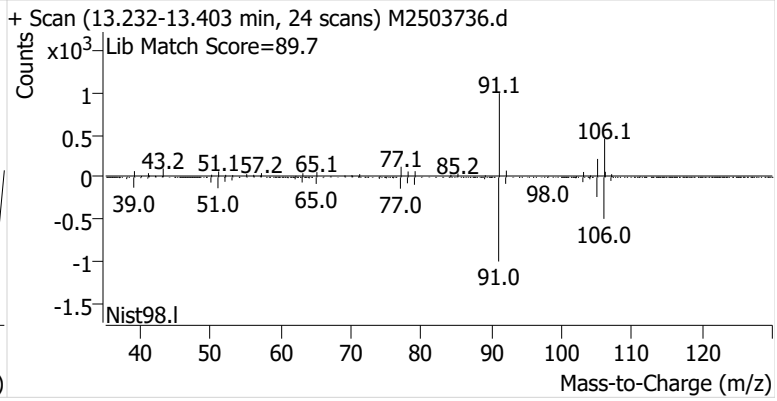

o-Xylene

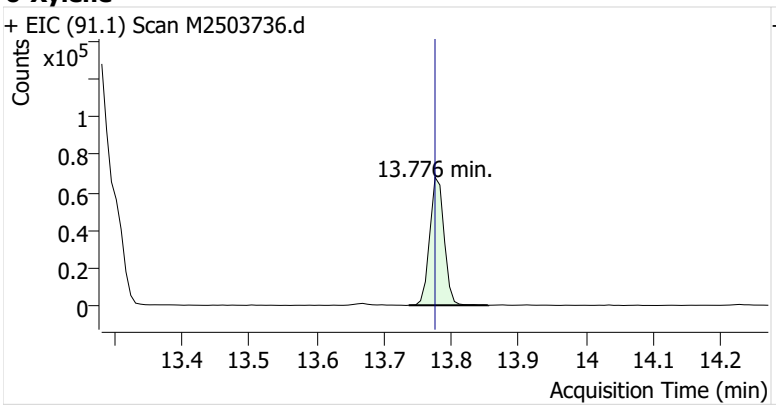
+ EIC (91.1) Scan M2503736.d
Counts
x10^5
1
0.8
0.6
0.4
0.2
0
13.776 min.
13.4
13.5
13.6
13.7
13.8
13.9
14
14.1
14.2
Acquisition Time (min)

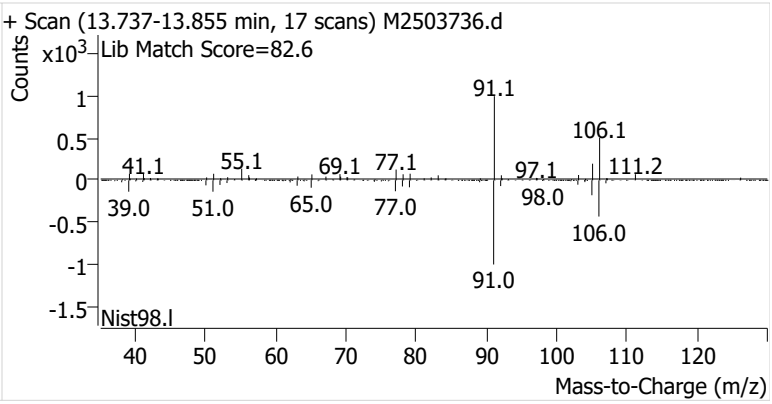
+ Scan (13.737-13.855 min, 17 scans) M2503736.d
Counts
x10^3
Lib Match Score=82.6
1
0.5
0
-0.5
-1
-1.5
91.1
106.1
41.1
55.1
69.1
77.1
97.1
111.2
39.0
51.0
65.0
77.0
98.0
106.0
91.0
Nist98.l
40
50
60
70
80
90
100
110
120
Mass-to-Charge (m/z)

Name	CGOSP-15-S-20250826
Comment	C32839
Data File	M2503737.d
Acq. Date-Time	9/28/2025 11:33:14 PM
Acq. Method File	M325B-MTD
Tube Sorbent	Carbopack X
Analyze Quant Version	12.1
Report Quant Version	12.1

Sample Chromatogram

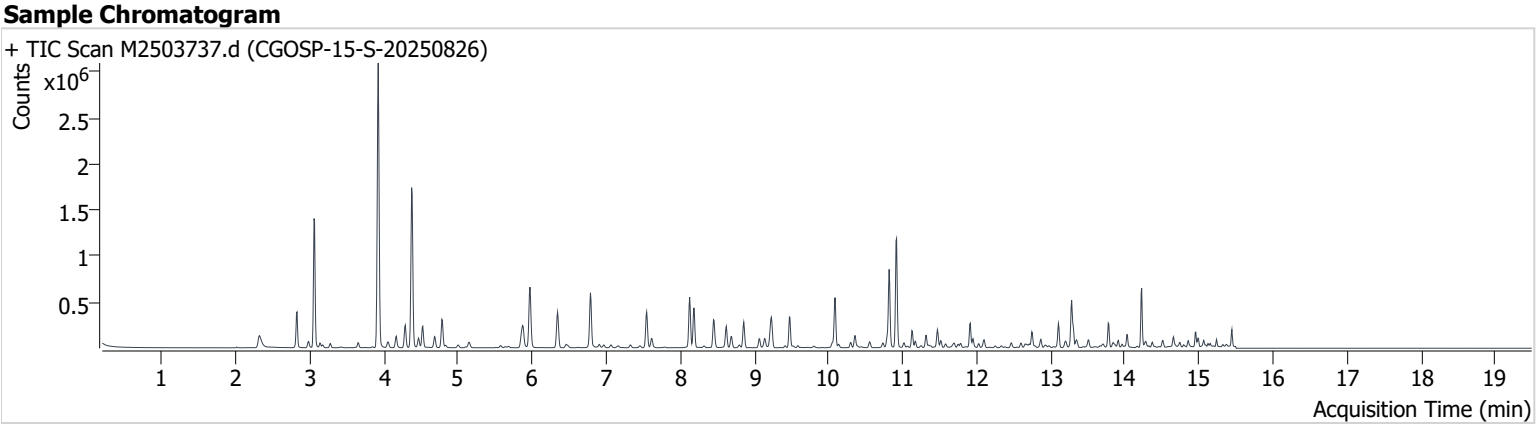

Name	ISTD	RT	ICAL RT	Resp.	Int. Flag
Benzene-d6 (IS)		8.124	8.124	480,387	
Benzene	Benzene-d6 (IS)	8.181	8.181	369,953	
Toluene-d8 (IS)		10.817	10.817	520,334	
Toluene	Toluene-d8 (IS)	10.910	10.910	789,906	
Ethylbenzene	Toluene-d8 (IS)	13.102	13.102	167,003	
m-/p-Xylenes	Toluene-d8 (IS)	13.281	13.281	373,307	
o-Xylene	Toluene-d8 (IS)	13.776	13.776	142,176	

Benzene-d6 (IS)

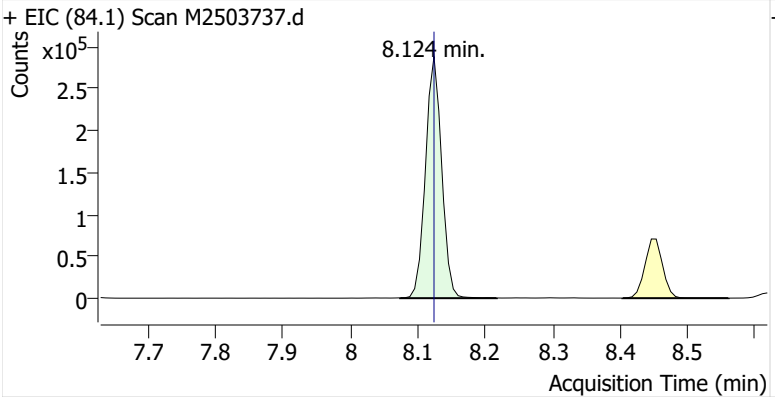

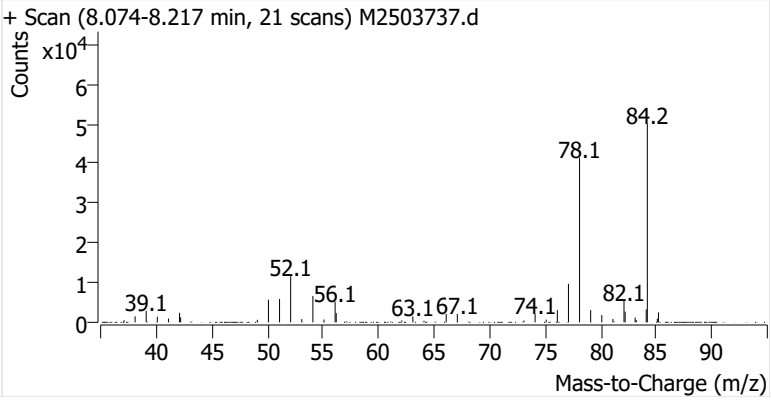

Benzene

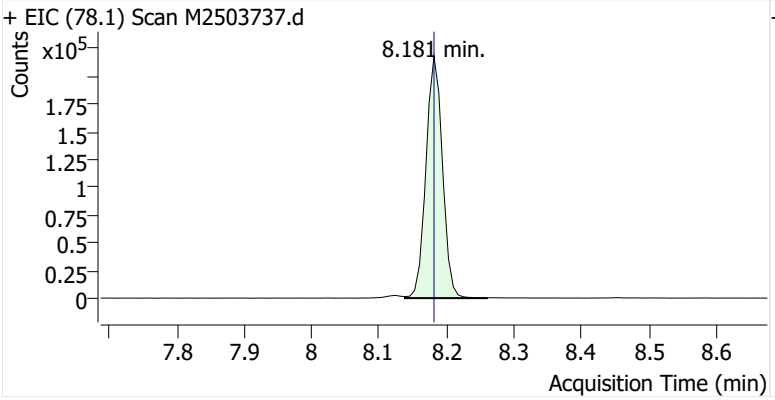

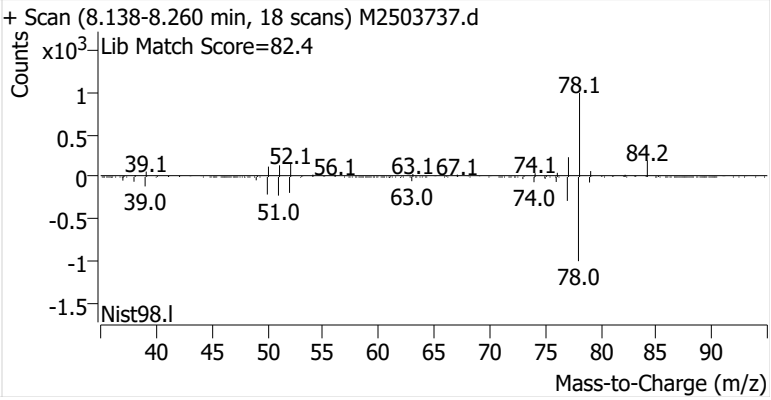

Toluene-d8 (IS)

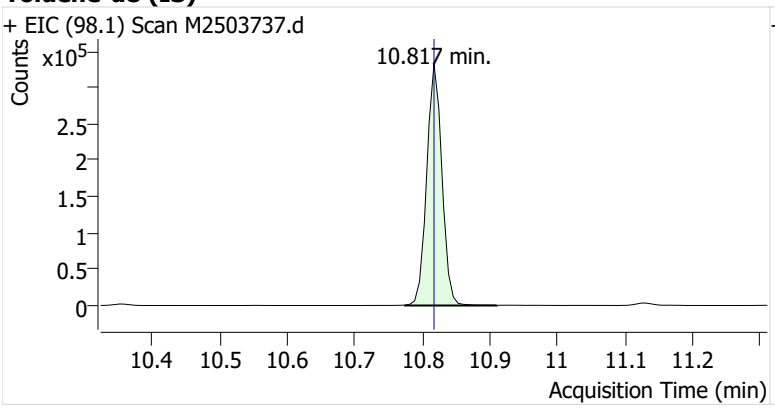

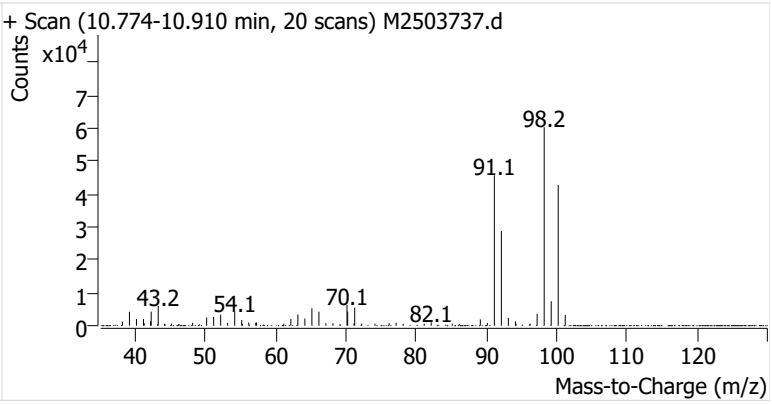

Toluene

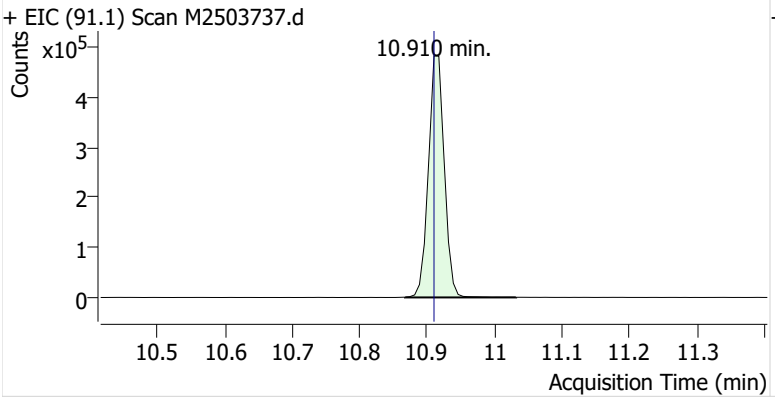

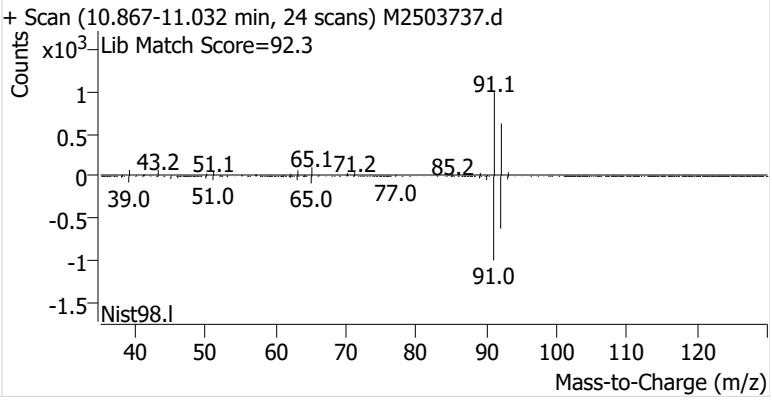

Ethylbenzene

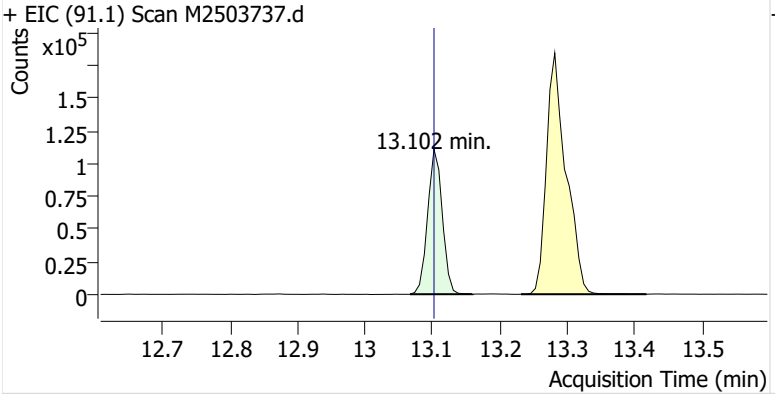

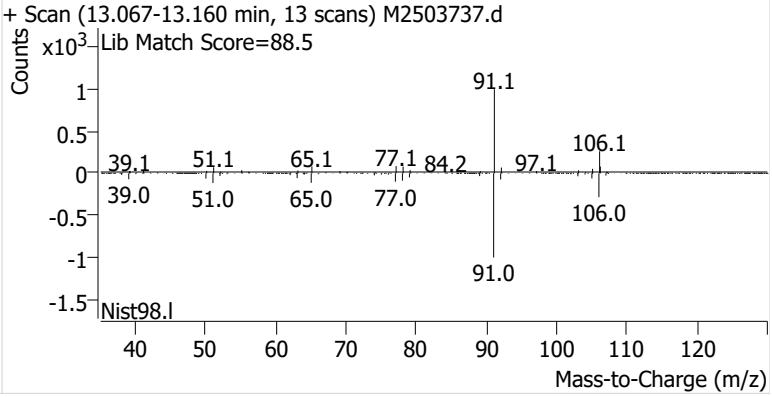

m-/p-Xylenes

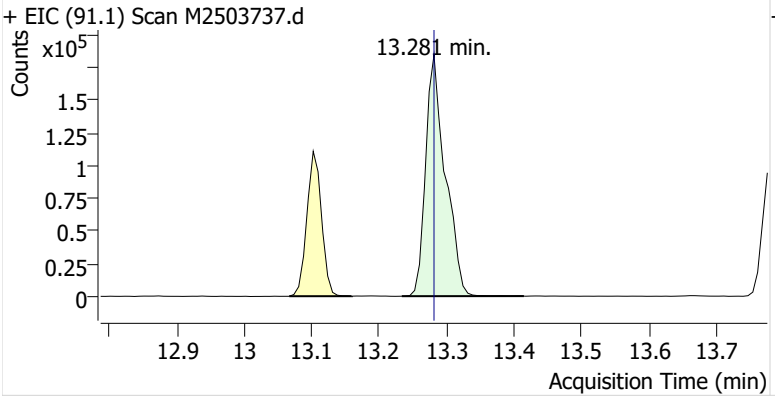

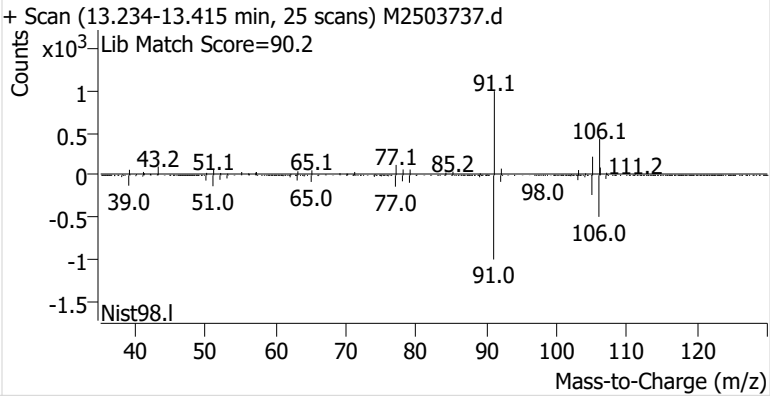

o-Xylene

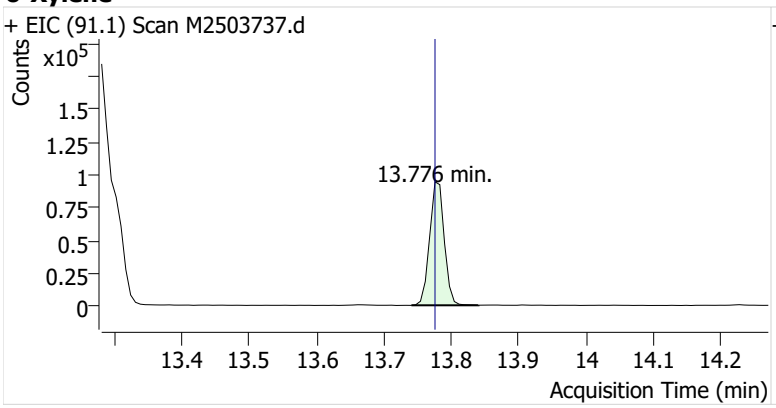
+ EIC (91.1) Scan M2503737.d
Counts
x10^5
1.5
1.25
1
0.75
0.5
0.25
0
13.776 min.
13.4
13.5
13.6
13.7
13.8
13.9
14
14.1
14.2
Acquisition Time (min)

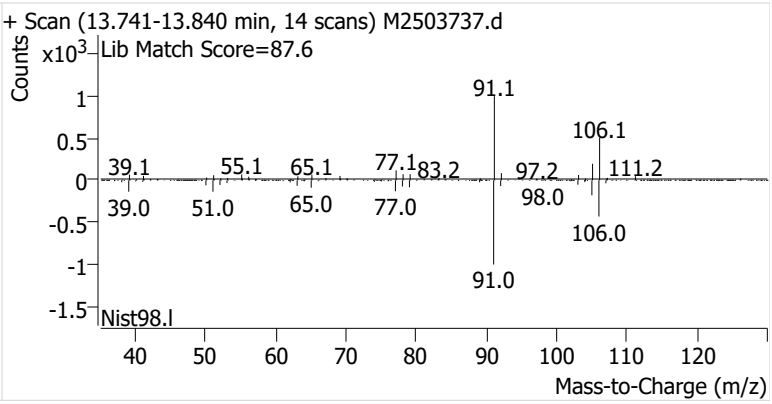
+ Scan (13.741-13.840 min, 14 scans) M2503737.d
Counts
x10^3
Lib Match Score=87.6
1
0.5
0
-0.5
-1
-1.5
91.1
106.1
39.1
55.1
65.1
77.1
83.2
97.2
111.2
39.0
51.0
65.0
77.0
98.0
106.0
91.0
Nist98.l
40
50
60
70
80
90
100
110
120
Mass-to-Charge (m/z)

Name	CGOSP-16-S-20250826
Comment	C57095
Data File	M2503738.d
Acq. Date-Time	9/29/2025 12:00:42 AM
Acq. Method File	M325B-MTD
Tube Sorbent	Carbopack X
Analyze Quant Version	12.1
Report Quant Version	12.1

Sample Chromatogram

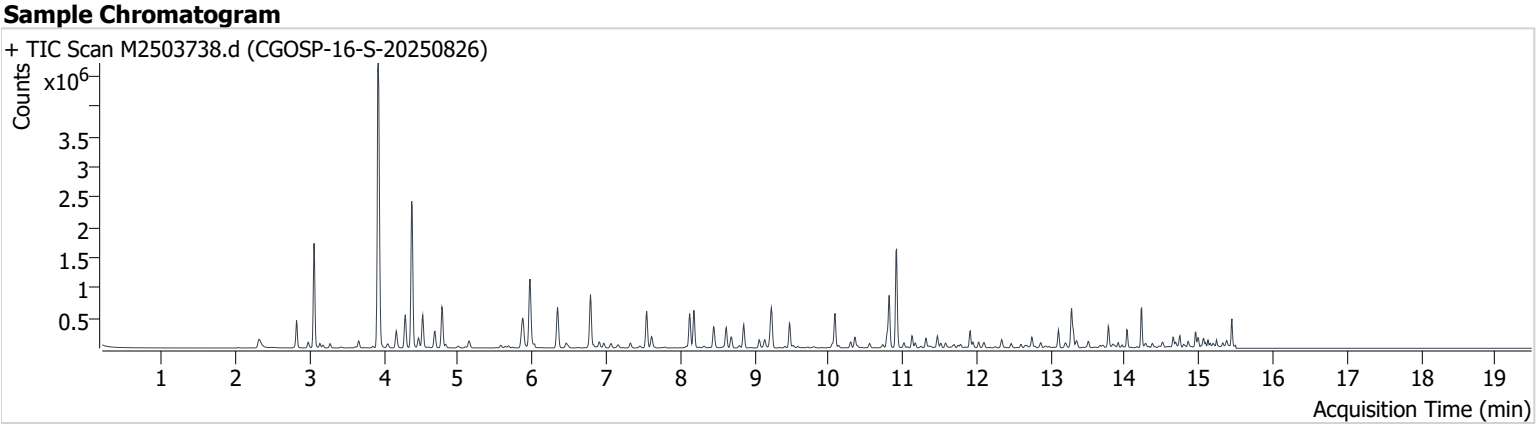

Name	ISTD	RT	ICAL RT	Resp.	Int. Flag
Benzene-d6 (IS)		8.124	8.124	478,962	
Benzene	Benzene-d6 (IS)	8.181	8.181	521,856	
Toluene-d8 (IS)		10.817	10.817	521,733	
Toluene	Toluene-d8 (IS)	10.910	10.910	1,040,806	
Ethylbenzene	Toluene-d8 (IS)	13.102	13.102	186,355	
m-/p-Xylenes	Toluene-d8 (IS)	13.281	13.281	488,988	
o-Xylene	Toluene-d8 (IS)	13.776	13.776	186,745	

Benzene-d6 (IS)

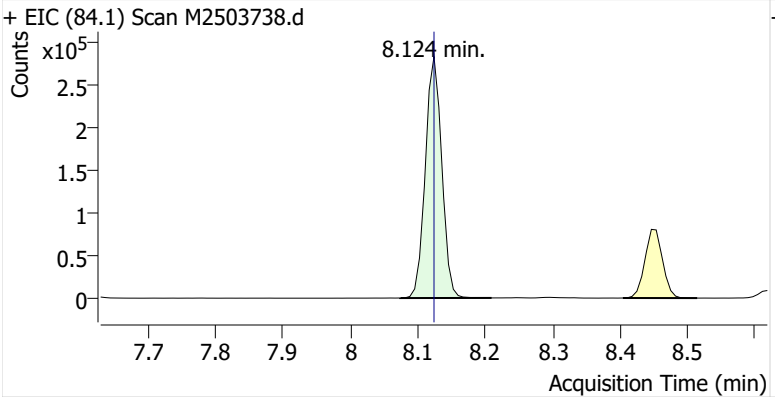

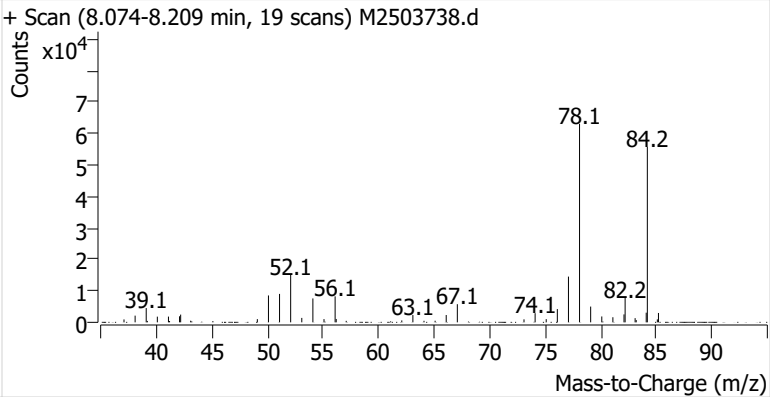

Benzene

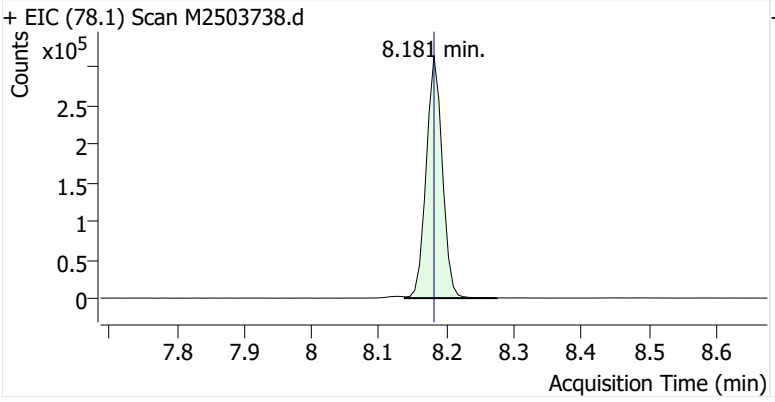

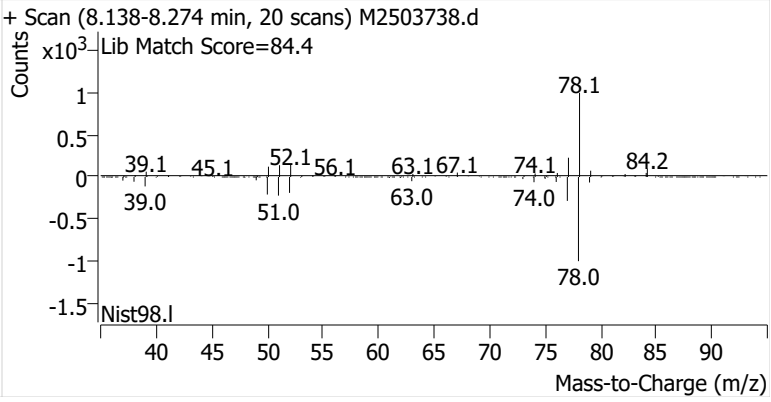

Toluene-d8 (IS)

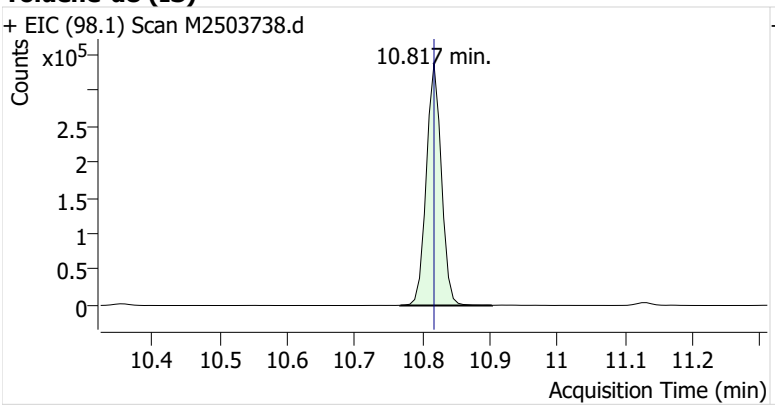

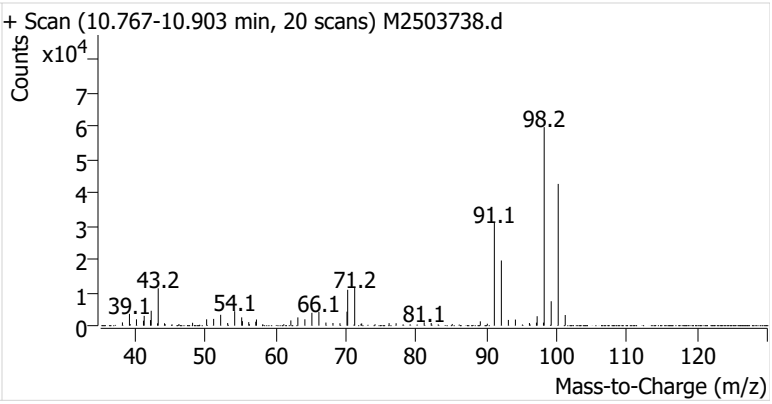

Toluene

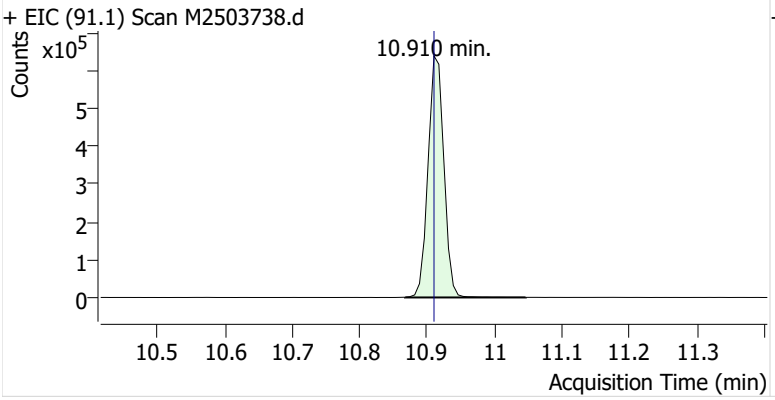

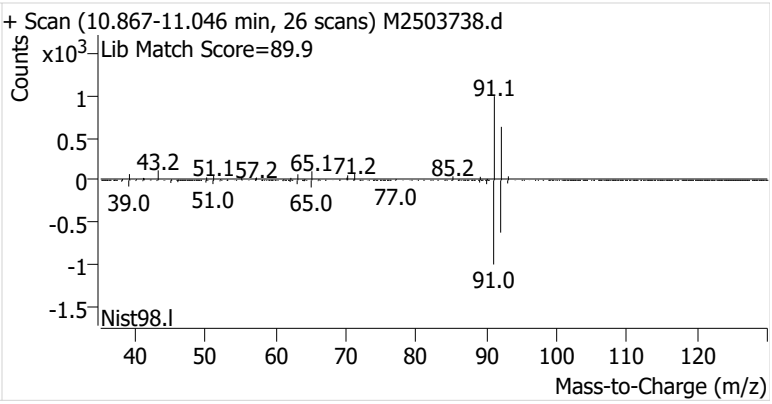

Ethylbenzene

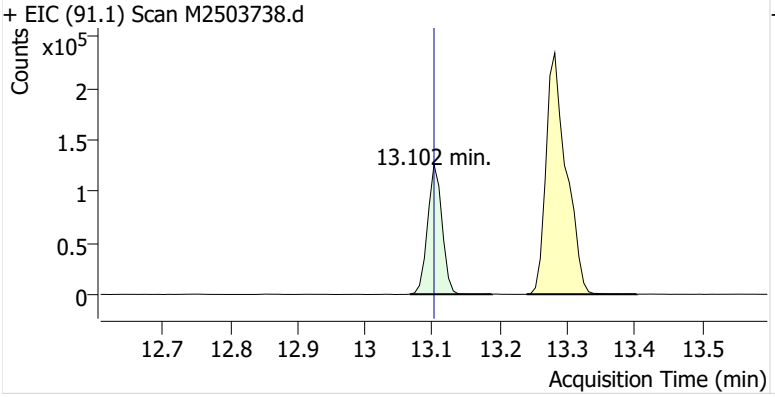

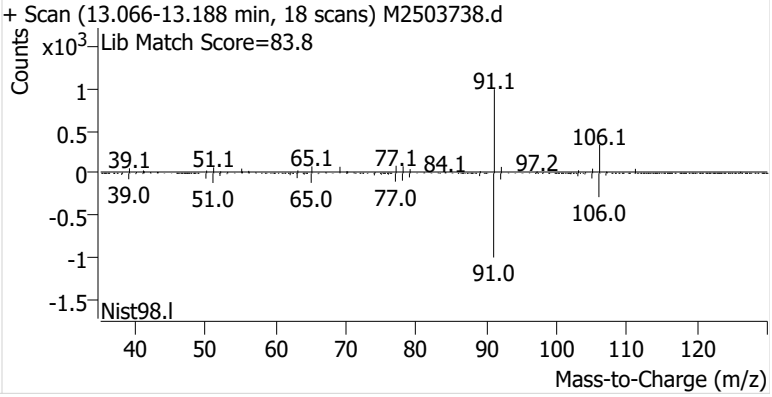

m-/p-Xylenes

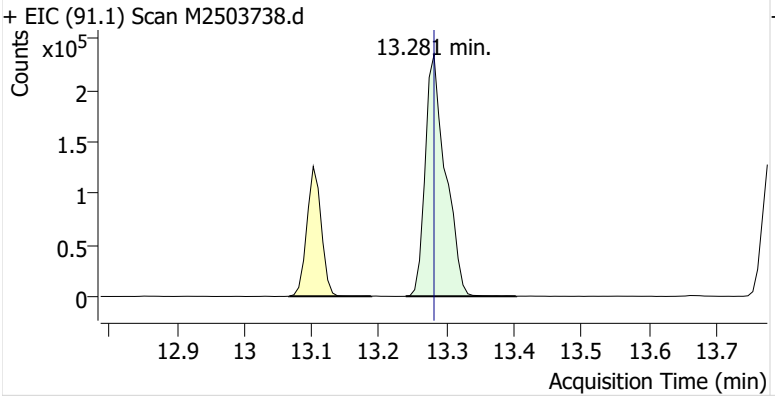

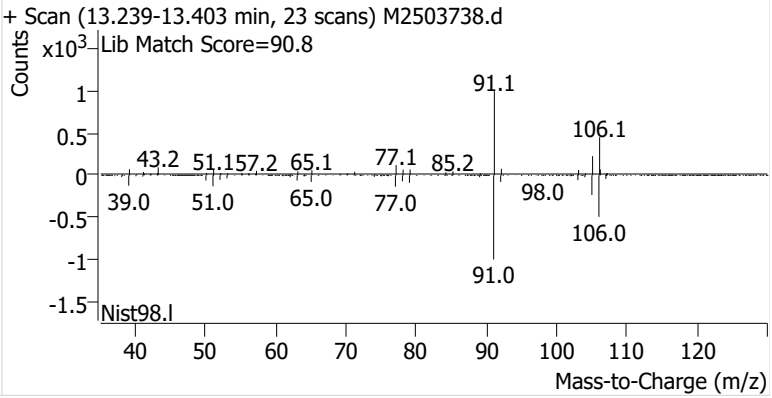

o-Xylene

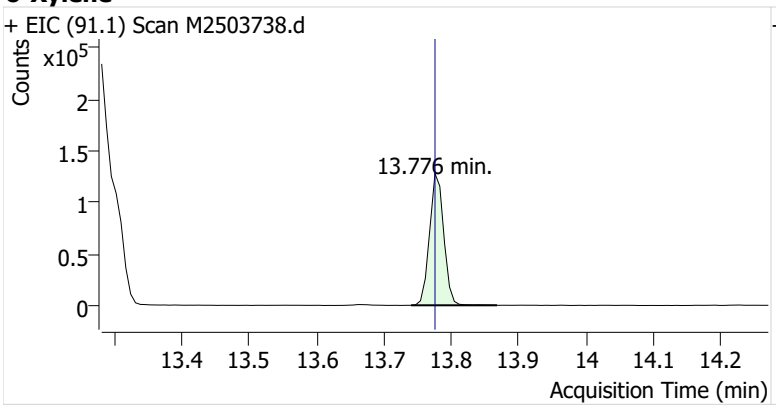
+ EIC (91.1) Scan M2503738.d
Counts
x10^5
2
1.5
1
0.5
0
13.776 min.
13.4
13.5
13.6
13.7
13.8
13.9
14
14.1
14.2
Acquisition Time (min)

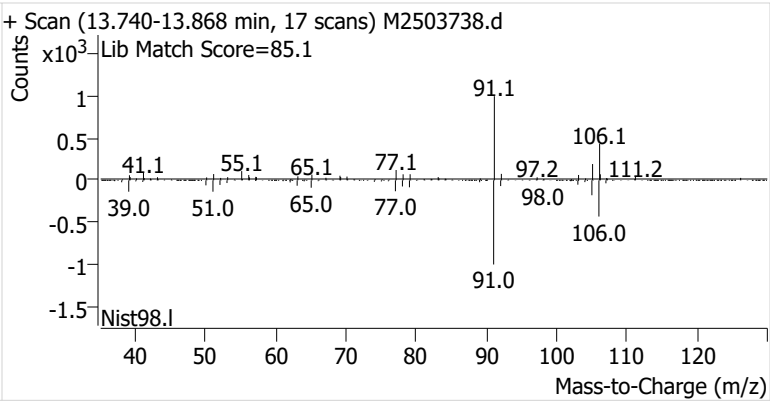
+ Scan (13.740-13.868 min, 17 scans) M2503738.d
Counts
x10^3
Lib Match Score=85.1
1
0.5
0
-0.5
-1
-1.5
91.1
106.1
41.1
55.1
65.1
77.1
97.2
111.2
39.0
51.0
65.0
77.0
98.0
106.0
91.0
Nist98.l
40
50
60
70
80
90
100
110
120
Mass-to-Charge (m/z)

Name	CGOSP-17-S-20250826
Comment	C00774
Data File	M2503739.d
Acq. Date-Time	9/29/2025 12:27:56 AM
Acq. Method File	M325B-MTD
Tube Sorbent	Carbopack X
Analyze Quant Version	12.1
Report Quant Version	12.1

Sample Chromatogram

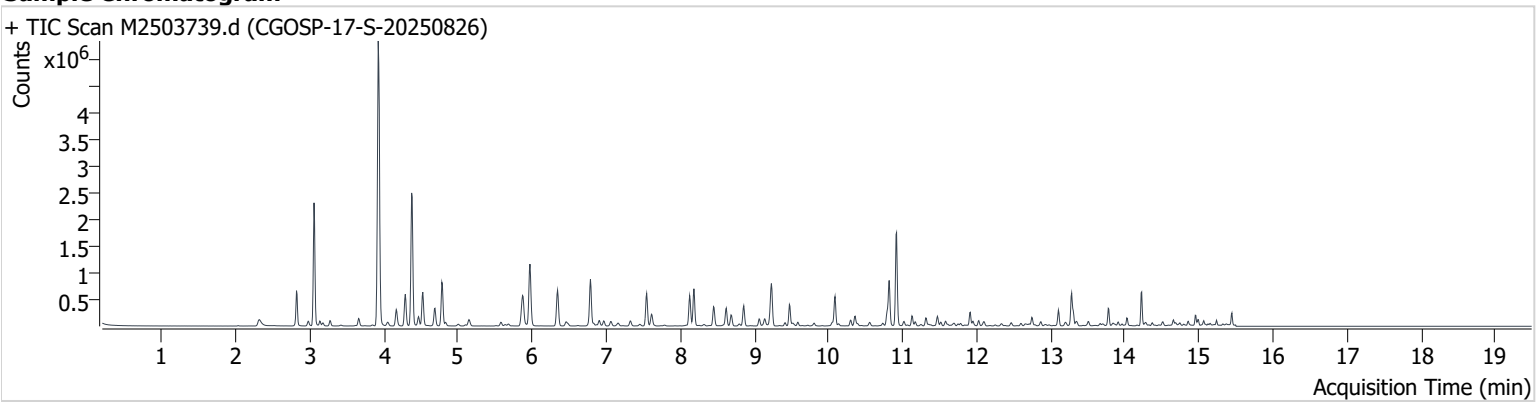

Name	ISTD	RT	ICAL RT	Resp.	Int. Flag
Benzene-d6 (IS)		8.124	8.124	474,862	
Benzene	Benzene-d6 (IS)	8.181	8.181	592,031	
Toluene-d8 (IS)		10.817	10.817	518,159	
Toluene	Toluene-d8 (IS)	10.910	10.910	1,109,866	
Ethylbenzene	Toluene-d8 (IS)	13.102	13.102	188,717	
m-/p-Xylenes	Toluene-d8 (IS)	13.281	13.281	459,987	
o-Xylene	Toluene-d8 (IS)	13.776	13.776	177,231	

Benzene-d6 (IS)

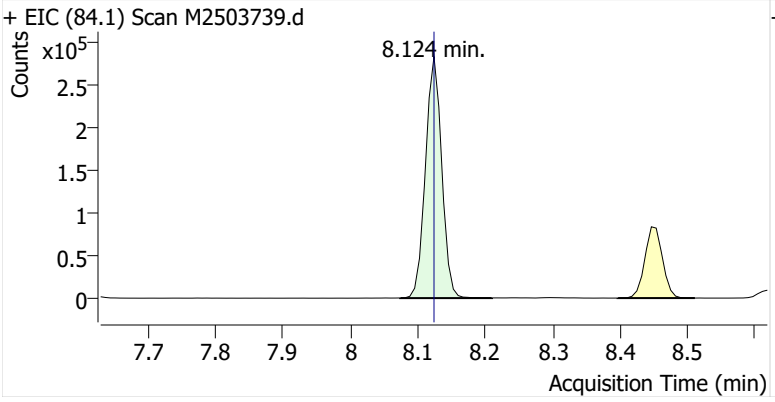

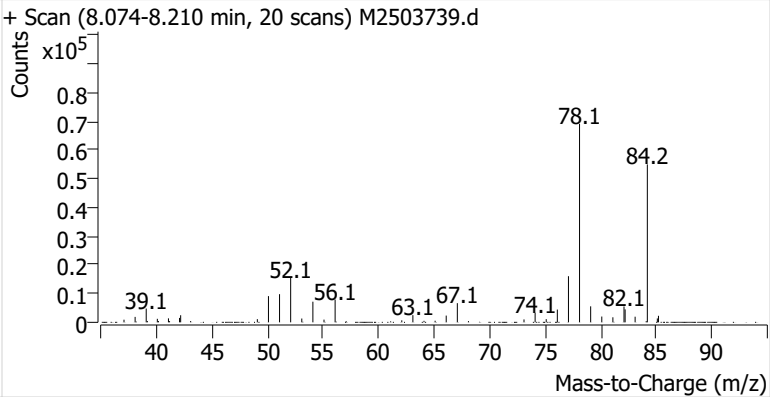

Benzene

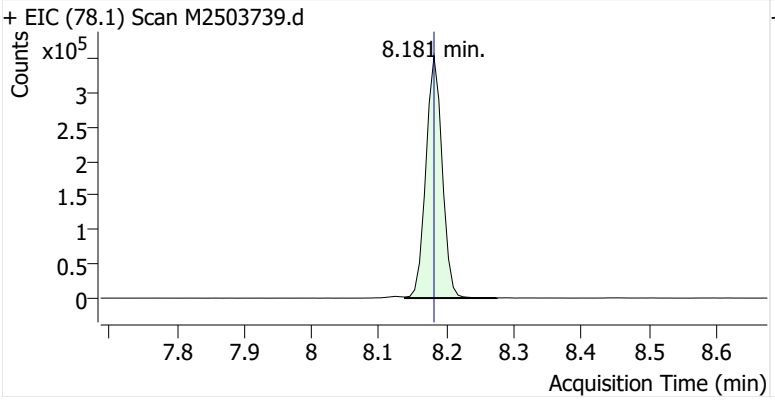

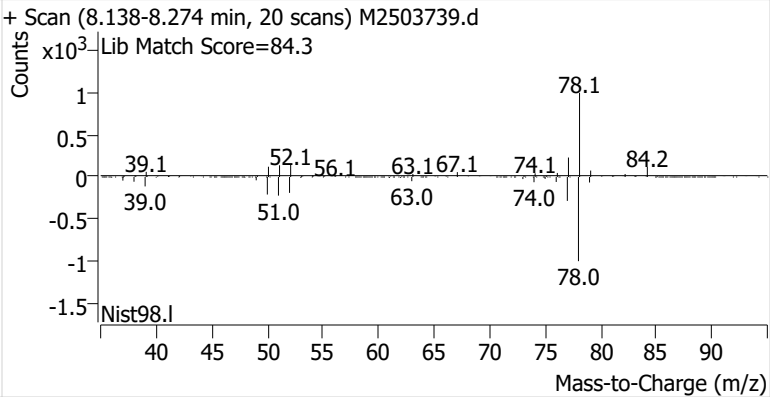

Toluene-d8 (IS)

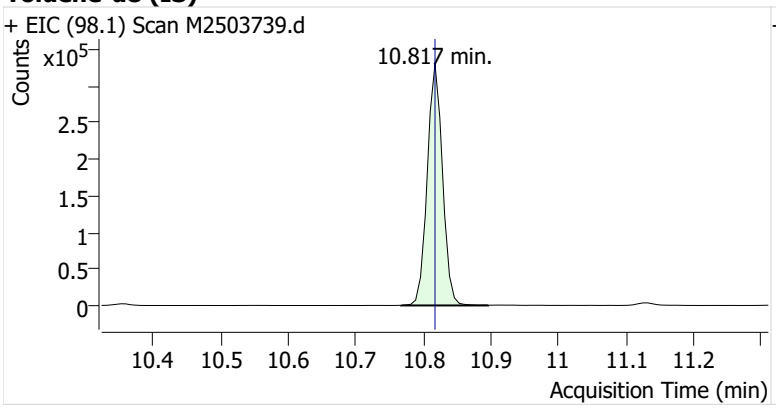

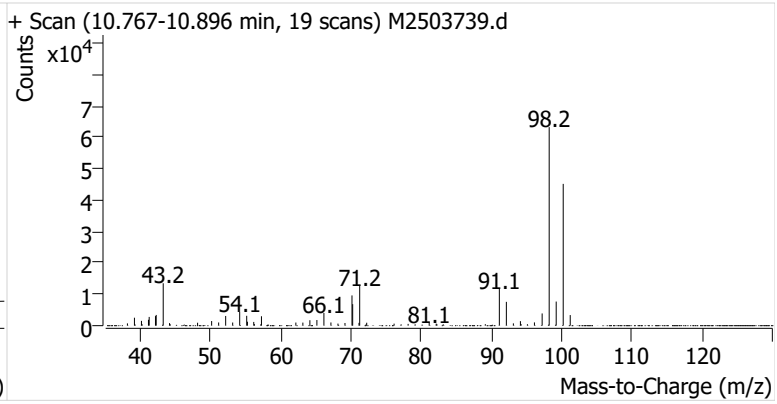

Toluene

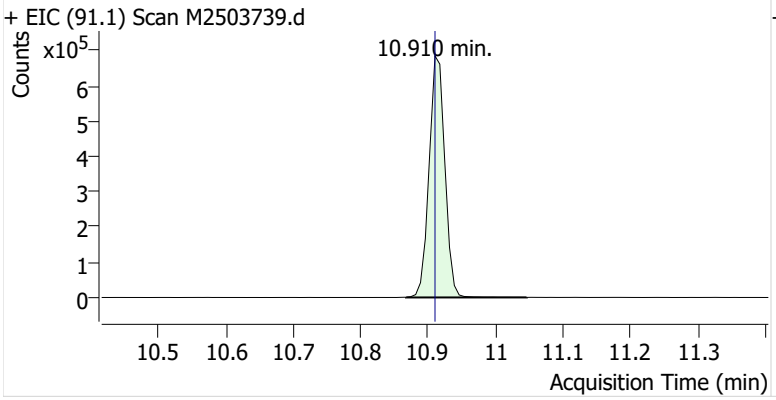

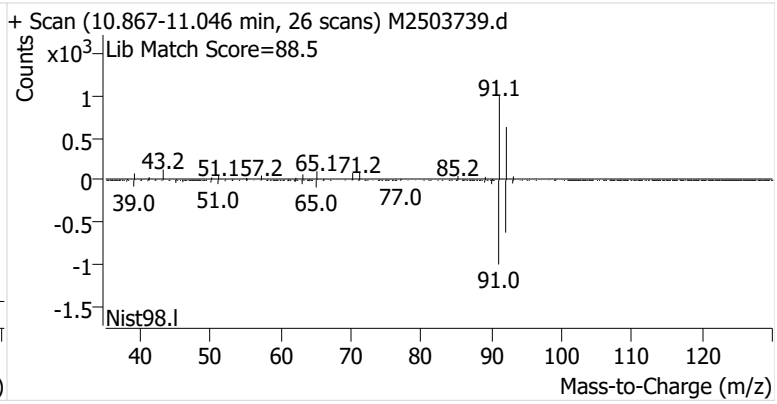

Ethylbenzene

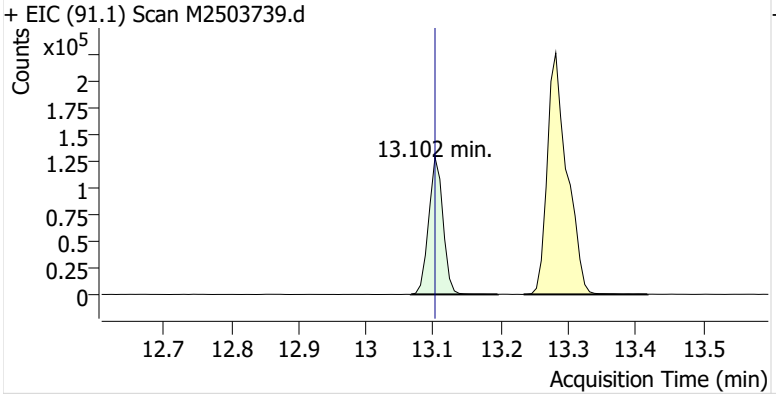

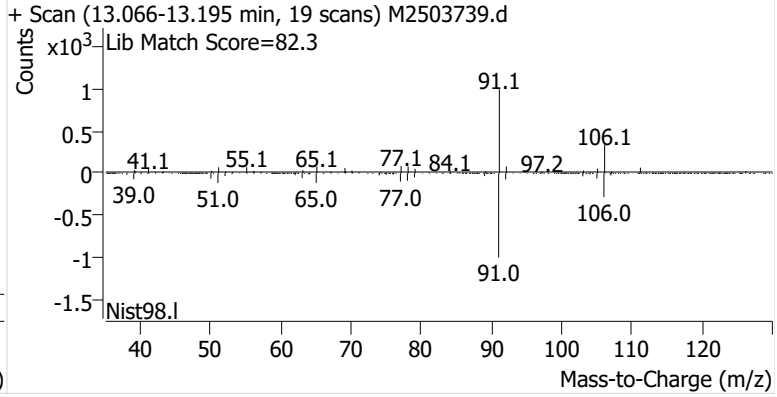

m-/p-Xylenes

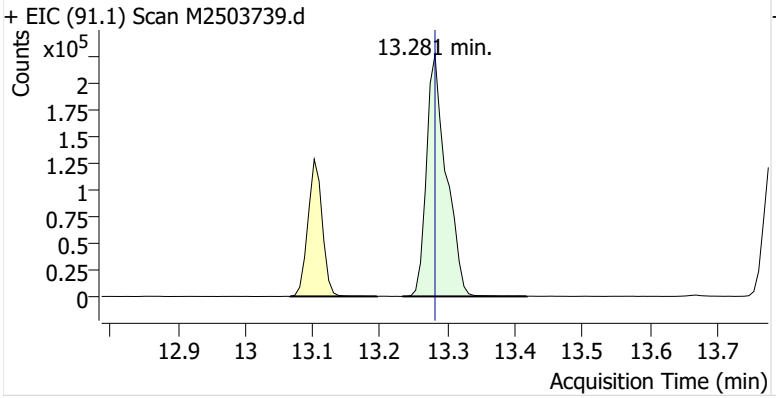

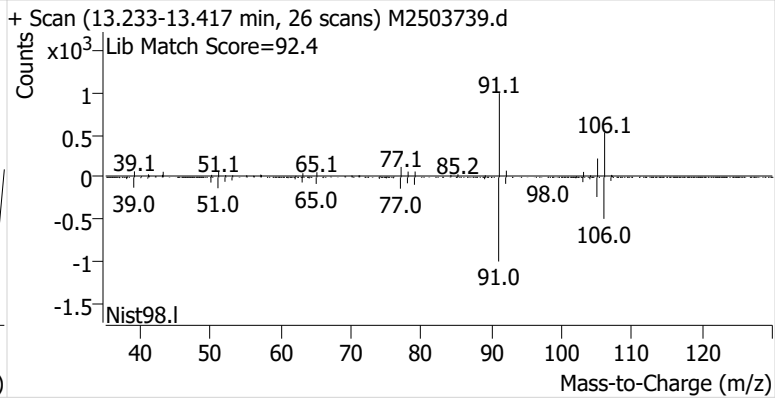

o-Xylene

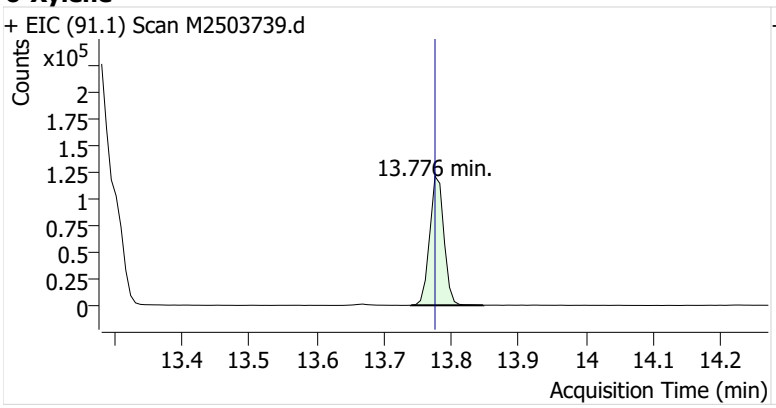
+ EIC (91.1) Scan M2503739.d
Counts
x10^5
2
1.75
1.5
1.25
1
0.75
0.5
0.25
0
13.776 min.
13.4
13.5
13.6
13.7
13.8
13.9
14
14.1
14.2
Acquisition Time (min)

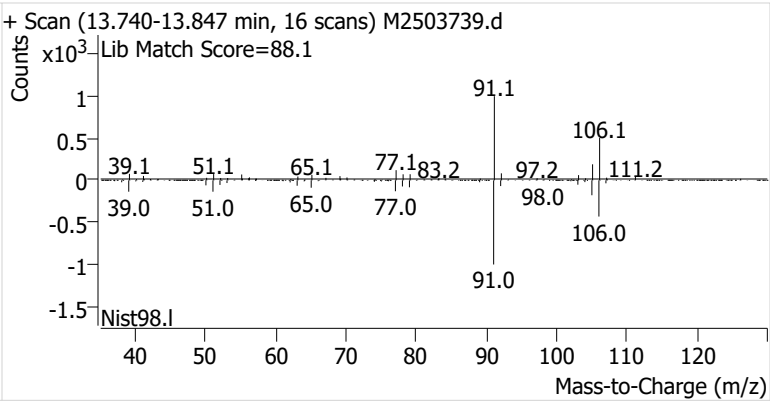
+ Scan (13.740-13.847 min, 16 scans) M2503739.d
Counts
x10^3
Lib Match Score=88.1
1
0.5
0
-0.5
-1
-1.5
91.1
106.1
39.1
51.1
65.1
77.1
83.2
97.2
111.2
39.0
51.0
65.0
77.0
98.0
106.0
91.0
Nist98.l
40
50
60
70
80
90
100
110
120
Mass-to-Charge (m/z)

Name	CGOSP-18-S-20250826
Comment	C38878
Data File	M2503740.d
Acq. Date-Time	9/29/2025 12:55:24 AM
Acq. Method File	M325B-MTD
Tube Sorbent	Carbopack X
Analyze Quant Version	12.1
Report Quant Version	12.1

Sample Chromatogram

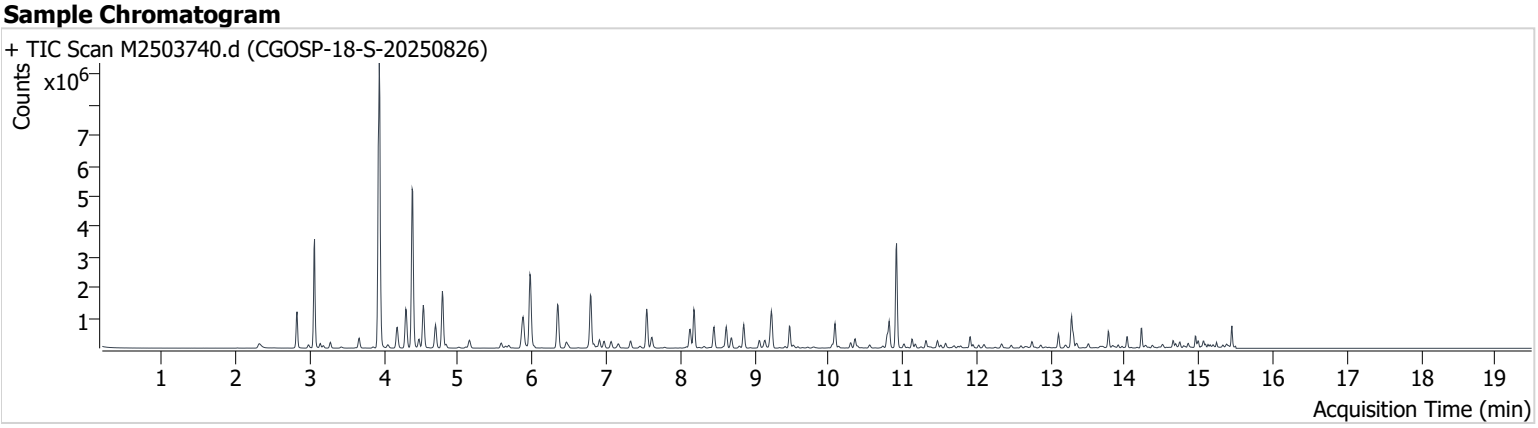

Name	ISTD	RT	ICAL RT	Resp.	Int. Flag
Benzene-d6 (IS)		8.124	8.124	479,283	
Benzene	Benzene-d6 (IS)	8.181	8.181	1,112,538	
Toluene-d8 (IS)		10.817	10.817	521,147	
Toluene	Toluene-d8 (IS)	10.918	10.910	2,191,779	
Ethylbenzene	Toluene-d8 (IS)	13.102	13.102	300,615	
m-/p-Xylenes	Toluene-d8 (IS)	13.281	13.281	794,129	
o-Xylene	Toluene-d8 (IS)	13.776	13.776	292,284	

Benzene-d6 (IS)

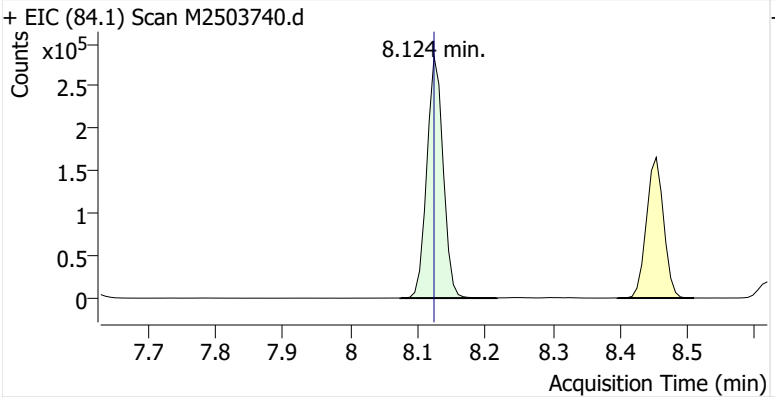

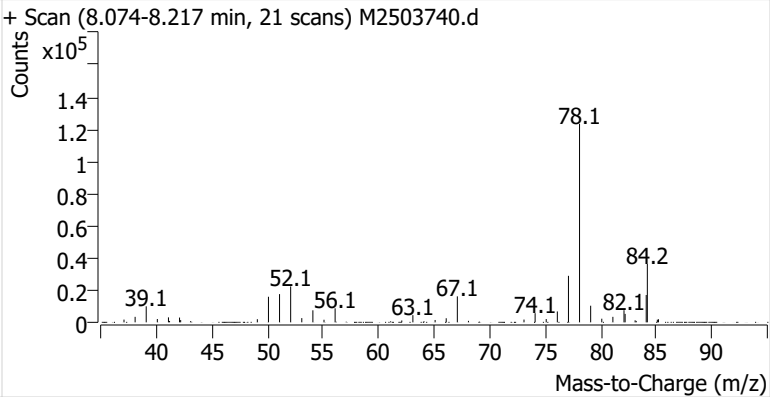

Benzene

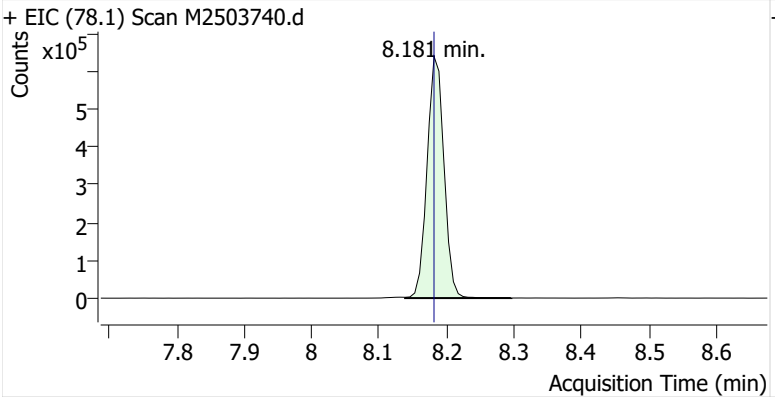

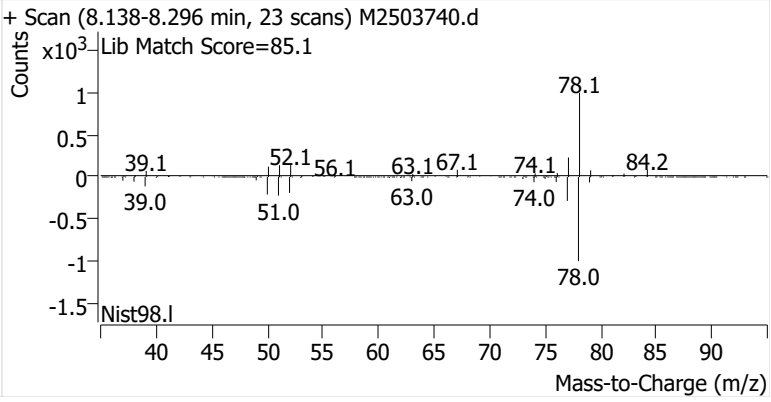

Toluene-d8 (IS)

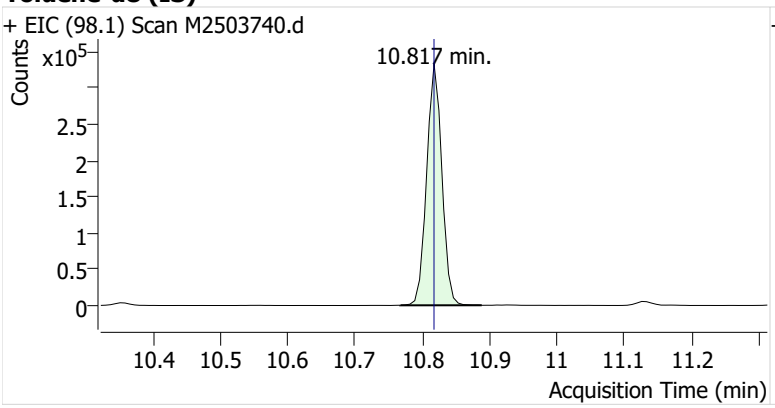

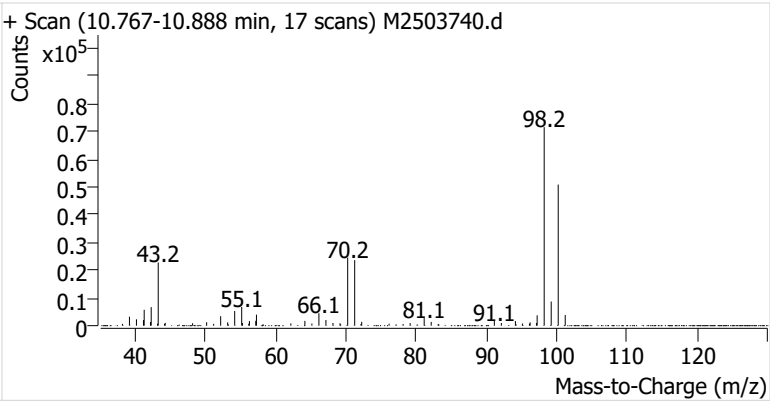

Toluene

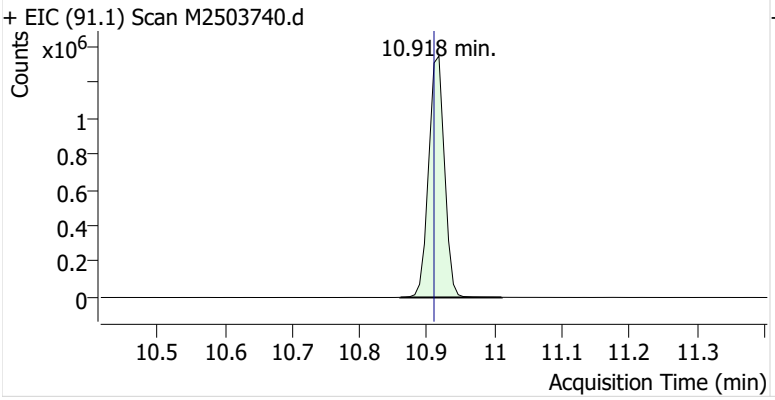

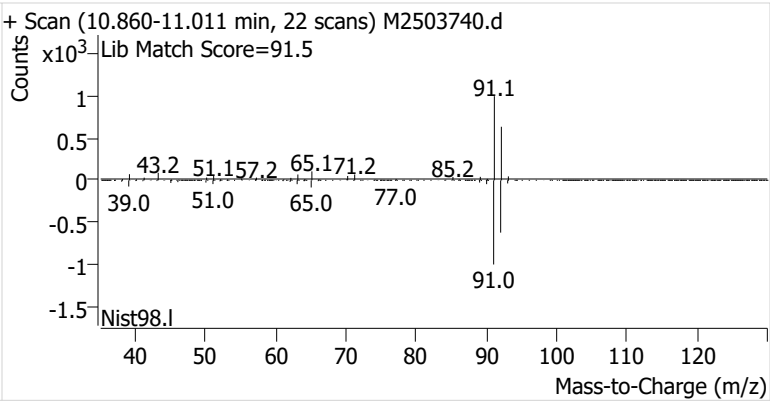

Ethylbenzene

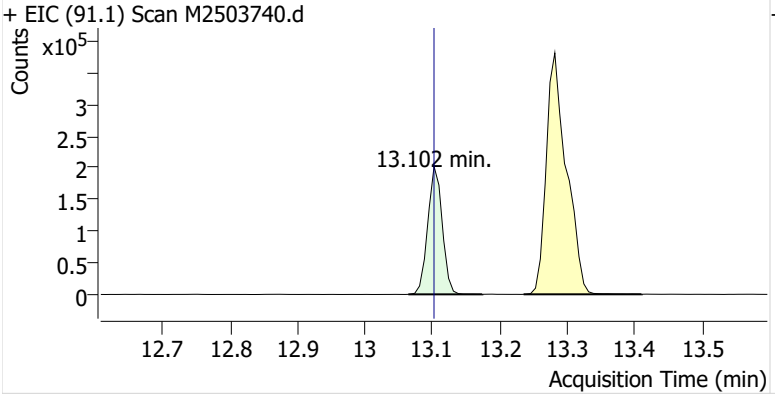

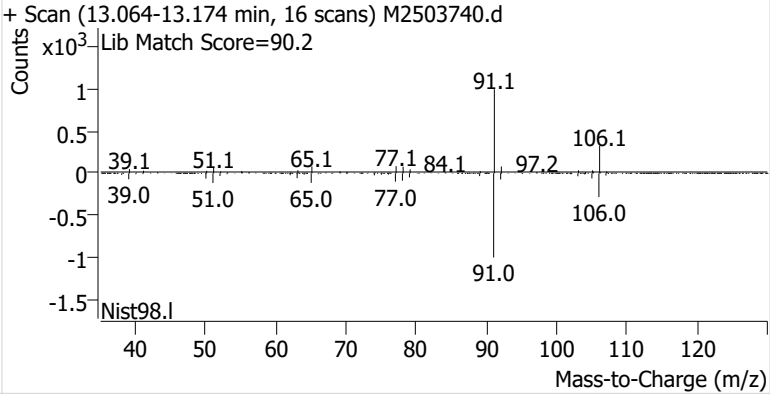

m-/p-Xylenes

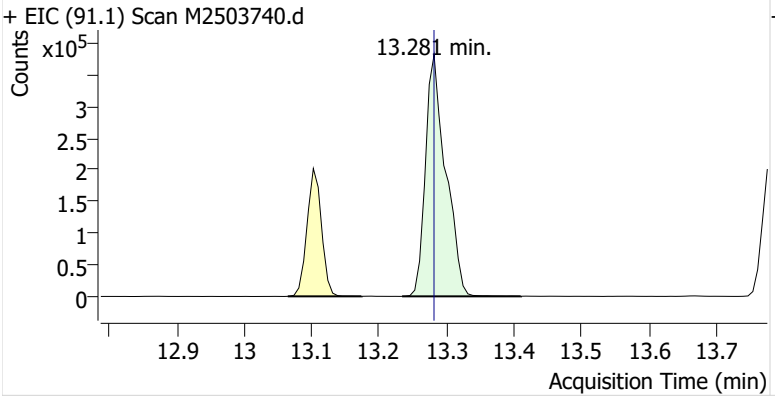

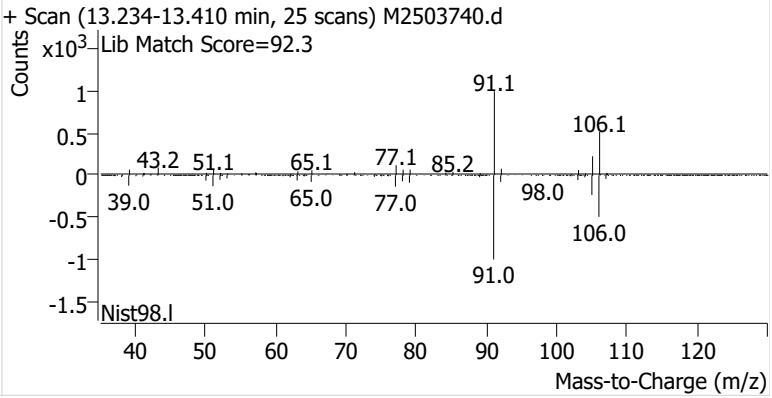

o-Xylene

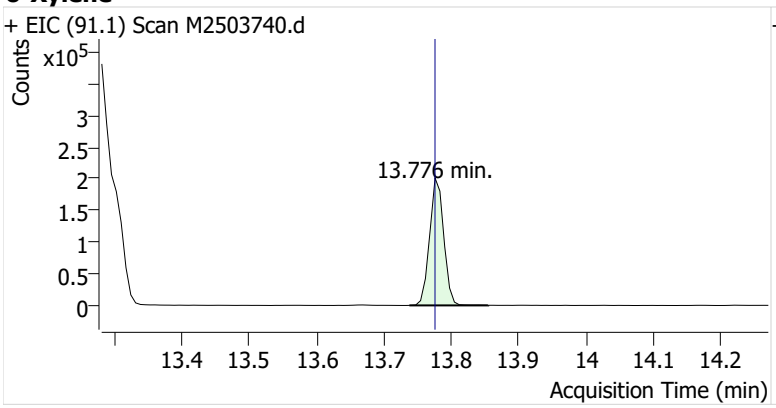
+ EIC (91.1) Scan M2503740.d
Counts
x10^5
3
2.5
2
1.5
1
0.5
0
13.776 min.
13.4
13.5
13.6
13.7
13.8
13.9
14
14.1
14.2
Acquisition Time (min)

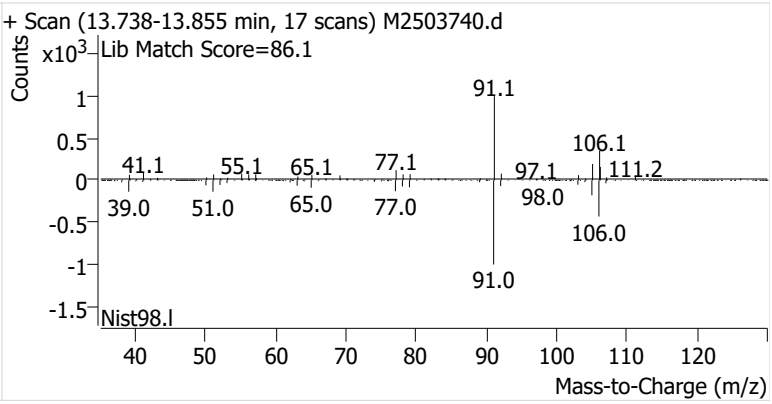
+ Scan (13.738-13.855 min, 17 scans) M2503740.d
Counts
x10^3
Lib Match Score=86.1
1
0.5
0
-0.5
-1
-1.5
91.1
106.1
41.1
55.1
65.1
77.1
97.1
111.2
39.0
51.0
65.0
77.0
98.0
106.0
91.0
Nist98.l
40
50
60
70
80
90
100
110
120
Mass-to-Charge (m/z)

Initial Calibration

Enthalpy Analytical

Company: Montrose Air Quality Services, LLC - New Jersey
Job No.: 2025FP306-1 EPA Method 325B Analysis
Client No.: PROJ-050158 Site: CITGO - South Portland Terminal

Calibration Curves

Method	Compound	Level	Cal File	Amount (ng)	Area	ISTD Amt (ng)	ISTD Area	RRF	Dev
M082025A_CC185154	Benzene	1	M2502696.d	5.92	75684	55.2	561222	1.258	0.2
M082025A_CC185154	Benzene	2	M2502697.d	11.85	130422	55.2	554079	1.098	0.048
M082025A_CC185154	Benzene	3	M2502698.d	23.69	252996	55.2	547539	1.077	0.029
M082025A_CC185154	Benzene	4	M2502699.d	47.38	478157	55.2	558431	0.998	-0.047
M082025A_CC185154	Benzene	5	M2502700.d	118.45	1160774	55.2	550881	0.983	-0.062
M082025A_CC185154	Benzene	6	M2502701.d	236.90	2358143	55.2	552162	0.996	-0.049
M082025A_CC185154	Benzene	7	M2502702.d	710.71	6445351	55.2	544275	0.920	-0.12
						Avg:	552656	1.047	
						%RSD:	1.1%	10.5%	
M082025A_CC185154	Toluene	1	M2502696.d	5.20	76938	65.2	585441	1.646	0.26
M082025A_CC185154	Toluene	2	M2502697.d	10.40	129237	65.2	571775	1.416	0.087
M082025A_CC185154	Toluene	3	M2502698.d	20.81	248343	65.2	570207	1.364	0.047
M082025A_CC185154	Toluene	4	M2502699.d	41.61	471151	65.2	580345	1.271	-0.024
M082025A_CC185154	Toluene	5	M2502700.d	104.04	1088596	65.2	577595	1.181	-0.094
M082025A_CC185154	Toluene	6	M2502701.d	208.07	2080525	65.2	562329	1.159	-0.11
M082025A_CC185154	Toluene	7	M2502702.d	624.22	5928219	65.2	571127	1.084	-0.17
						Avg:	574117	1.303	
						%RSD:	1.3%	14.7%	
M082025A_CC185154	Ethylbenzene	1	M2502696.d	5.41	76728	65.2	585441	1.580	0.22
M082025A_CC185154	Ethylbenzene	2	M2502697.d	10.81	133657	65.2	571775	1.409	0.084
M082025A_CC185154	Ethylbenzene	3	M2502698.d	21.63	280841	65.2	570207	1.484	0.14
M082025A_CC185154	Ethylbenzene	4	M2502699.d	43.25	512834	65.2	580345	1.332	0.025
M082025A_CC185154	Ethylbenzene	5	M2502700.d	108.13	1132412	65.2	577595	1.182	-0.09
M082025A_CC185154	Ethylbenzene	6	M2502701.d	216.25	2033394	65.2	562329	1.090	-0.16
M082025A_CC185154	Ethylbenzene	7	M2502702.d	648.76	5791459	65.2	571127	1.019	-0.22
						Avg:	574117	1.299	
						%RSD:	1.3%	16.1%	
M082025A_CC185154	m-/p-Xylenes	1	M2502696.d	6.06	58088	65.2	585441	1.067	0.19
M082025A_CC185154	m-/p-Xylenes	2	M2502697.d	12.12	100125	65.2	571775	0.942	0.054
M082025A_CC185154	m-/p-Xylenes	3	M2502698.d	24.24	210310	65.2	570207	0.992	0.11
M082025A_CC185154	m-/p-Xylenes	4	M2502699.d	48.47	389245	65.2	580345	0.902	0.0094
M082025A_CC185154	m-/p-Xylenes	5	M2502700.d	121.18	857683	65.2	577595	0.799	-0.11
M082025A_CC185154	m-/p-Xylenes	6	M2502701.d	242.36	1626714	65.2	562329	0.778	-0.13
M082025A_CC185154	m-/p-Xylenes	7	M2502702.d	727.08	4935623	65.2	571127	0.775	-0.13
						Avg:	574117	0.893	
						%RSD:	1.3%	12.8%	
M082025A_CC185154	o-Xylene	1	M2502696.d	5.63	56197	65.2	585441	1.110	0.23
M082025A_CC185154	o-Xylene	2	M2502697.d	11.27	96596	65.2	571775	0.977	0.079
M082025A_CC185154	o-Xylene	3	M2502698.d	22.54	196421	65.2	570207	0.996	0.1

Enthalpy Analytical

Company: Montrose Air Quality Services, LLC - New Jersey
Job No.: 2025FP306-1 EPA Method 325B Analysis
Client No.: PROJ-050158 Site: CITGO - South Portland Terminal

Calibration Curves

Method	Compound	Level	Cal File	Amount (ng)	Area	ISTD Amt (ng)	ISTD Area	RRF	Dev
M082025A_CC185154	o-Xylene	4	M2502699.d	45.08	378598	65.2	580345	0.943	0.042
M082025A_CC185154	o-Xylene	5	M2502700.d	112.70	779998	65.2	577595	0.781	-0.14
M082025A_CC185154	o-Xylene	6	M2502701.d	225.39	1518937	65.2	562329	0.781	-0.14
M082025A_CC185154	o-Xylene	7	M2502702.d	676.17	4437830	65.2	571127	0.749	-0.17
						Avg:	574117	0.905	
						%RSD:	1.3%	15.1%	

Calibration Curves

Method	Compound	Level	Cal File	Amount (ng)	Area	ISTD Amt (ng)	ISTD Area	RRF	Dev
M082025A_CC185154	Benzene	ICV	M2502706.d	62.78	542642	55.2	563908	0.847	-19.0%
M082025A_CC185154	Toluene	ICV	M2502706.d	74.87	673232	65.2	604286	0.970	-26.0%
M082025A_CC185154	Ethylbenzene	ICV	M2502706.d	84.29	829737	65.2	604286	1.062	-18.0%
M082025A_CC185154	m-/p-Xylenes	ICV	M2502706.d	87.74	723541	65.2	604286	0.889	-0.5%
M082025A_CC185154	o-Xylene	ICV	M2502706.d	86.36	650799	65.2	604286	0.813	-10.0%

M325B PDF Report ver.20250917

Sample Custody

ENTHALPY
ANALYTICAL

2025FP306

EPA Method 325 A/B
Field Test Data Sheet and Chain of Custody Record

ENTHALPY ANALYTICAL

Page #1 of #1

☐ Standard Turn Around Time (10 business days)
☐ Rush Turn Around Time
• All TATs Subject to Approval by Enthalpy Analytical, Inc.
• Unless otherwise specified, sample tubes will be conditioned for re-use 3 business days after submission of results

Site Name:	CMP South Portland	Client Name:	Montrose Air	PO#:
Site Address:	102 Mechanic	Project Number:	~~#~~ 031602	Sample Event #
City:	South Portland	Project Manager:	Harry Brocklu	Sorbent:
State	Maine	Email Address:	harry.brocklu@montrose-air.com	
Zip:	04106	Telephone #:	207.441.0025	

Location	Sample ID (Tube ID)	Sample, Blank or Duplicate	Start Date	Start Time	Stop Date	Stop Time	Deployed/ Collected by	Ave. Pressure (inHg)	Avg. Ambient Temp. (°F)
1 C	60301	S	8/26/25	910	9/9/25	900	HFB		
2 C	56787	S		920		910			
3 C	39228	S		935		920			
3 C	55438	D		935		920			
3 C	55781	B		935		920			
4 B	50574	S		945		930			
5 B	46929	S		955		940			
6 B	17557	S		1005		950			
7 C	00581	S		1015		1000			
8 C	55454	S		1025		1010			
9 C	40547	S		1040		1020			
9 C	57536	D		1040		1020			
9 B	14168	B		1040		1020			
10 C	61650	S		1050		1030			
11 B	48626	S		1100		1040			
12 B	20256	S		1110		1050			
13 C	43585	S		1120		1100			
14 B	46953	S		1130		1110			
15 C	32839	S		1140		1120			
16 C	57095	S		1150		1130			
17 C	00774	S		1200		1140			
(1) 18 C	38878	S	8/26/25	1210	9/9/25	1150	HFB		

Relinquished By (printed):	Relinquished By (signature):	Relinquished Date:	Relinquished Time:
Harry Brocklu		9/9/2025	1650
Recieved By (printed):	**Recieved By (signature):**	**Receipt Date:**	**Receipt Time:**
Kaitlyn Caminiti	Kaitlyn Caminiti	9/25/2025	12:30PM
Sample Condition Upon Receipt:	**Compound List:**	**Custody Seal intact? Y/N:**	**Delivery tracking #**
Good		Y	
Ice Temp:	**Blank Temp:** 21.6 Fluke4	**Add Custody Seal # below:** 24G09181	

Comments: Tube had no brass cap on sampling side

This Is The Last Page Of This Report.

ENTHALPY
ANALYTICAL

CITGO – South Portland Terminal

102 Mechanic St.
South Portland, ME 04106

Sampling Event 36 CITGO - South Portland Terminal

Client Project# PROJ-050158
Samples Received: 10/8/2025

Analytical Report
2025FP307

EPA Method 325B Analysis

Report Issue Date: 10/17/2025

I certify that to the best of my knowledge all analytical data presented in this report have been checked for completeness, accuracy, errors and legibility in addition to having been conducted in accordance with approved protocol, and that all deviations and analytical problems are summarized in the appropriate narrative(s). This report shall not be reproduced except in full without approval of the laboratory. This will provide assurance that parts of the report are not taken out of context.

Amendment(s):

Signature:

QA REVIEW PERFORMED BY
Brianna Berry
QA Associate I

Matt Cavanaugh
Matthew.Cavanaugh@enthalpy.com / www.enthalpy.com
O: (919) 850-4392
Enthalpy Analytical
800 Capitola Drive Suite 1 Durham, NC 27713

Table of Contents

Case Narrative . . . 3
Results . . . 6
    Summary of Results . . . 7
    Detailed Results . . . 8
QC Data . . . 12
Chromatograms . . . 15
Initial Calibration . . . 85
Sample Custody . . . 88
    Chain of Custody . . . 89

Narrative Summary

Enthalpy Analytical Narrative Summary

Company	Montrose Air Quality Services, LLC - New Jersey
Job No.	2025FP307-1
Client ID.	PROJ-050158 Site: CITGO - South Portland Terminal

1. Custody

The samples were received at Enthalpy Analytical on October 8, 2025 at 22.3 °C. The samples were received in good condition. Prior to, during, and after analysis, the samples were kept under lock with access only to authorized personnel by Enthalpy Analytical, LLC

Table 1 - Sample Inventory

Sample ID	Tube ID	Sample Type
CGOSP-1-S-20250909	B19968	Sample
CGOSP-2-S-20250909	C40509	Sample
CGOSP-3-S-20250909	C43614	Sample
CGOSP-3-D-20250909	C40569	Duplicate
CGOSP-3-B-20250909	C20547	Blank
CGOSP-4-S-20250909	C38955	Sample
CGOSP-5-S-20250909	C57432	Sample
CGOSP-6-S-20250909	C01637	Sample
CGOSP-7-S-20250909	C40523	Sample
CGOSP-8-S-20250909	C00720	Sample
CGOSP-9-S-20250909	C69769	Sample
CGOSP-9-D-20250909	C40563	Duplicate
CGOSP-9-B-20250909	C36880	Blank
CGOSP-10-S-20250909	C55776	Sample
CGOSP-11-S-20250909	C56861	Sample
CGOSP-12-S-20250909	B37373	Sample
CGOSP-13-S-20250909	C69699	Sample
CGOSP-14-S-20250909	B49651	Sample
CGOSP-15-S-20250909	C17134	Sample
CGOSP-16-S-20250909	C38521	Sample
CGOSP-17-S-20250909	B15104	Sample
CGOSP-18-S-20250909	C55443	Sample

2. Analysis

The samples were analyzed for Benzene, Toluene, Ethylbenzene, m-/p-Xylenes, and o-Xylene using EPA Method 325B – Volatile Organic Compounds from Fugitive and Area Sources by Thermal Desorption and GC/MS. A copy of the acquisition method M325B-TD35 is not included in this report but may be available upon request.

The sample tube media used for this sampling period was CarbopackX. All calibration standards and laboratory QC were prepared using the same media.

Enthalpy Analytical Narrative Summary

Company Job No. Client ID.	Montrose Air Quality Services, LLC - New Jersey 2025FP307-1 PROJ-050158 Site: CITGO - South Portland Terminal

3. Calibration

All BFB tune criteria have been met for this analysis.

The initial calibration (N061725A_CC252679_QT_CC185154) met all 30% RSD criteria. The initial calibration verification met 30% difference criteria. The continuing calibration verifications met 30% difference criteria. The initial and continuing calibration raw data are not included in this report but are available upon request.

5. QC Notes

All quality control criteria required by the method and/or the laboratory SOP have been met unless noted otherwise below.

6. Reporting Notes

CGOSP-1-S-20250909 (tube ID B19968) was noted on the COC as received without a brass cap attached to the sampling end of the tube. Uncapped tubes are subjected to potential sources of contamination during shipping. This sample has been flagged “Fe” to denote a field sampling error.

All tubes used for this sampling period met the method criteria for number of uses; no tube exceeded 50 field uses.

As specified in EPA Method 325B, the response factor of the daily continuing calibration standard was used to quantitate all field samples and blanks.

All samples were reported as amount in ng catch, and concentration in ug/m³ and ppbv.

The results presented in this report are representative of the samples as provided to the laboratory. These analyses met the requirements of the TNI Standard. Any deviations from the requirements of the reference method or TNI Standard have been stated above.

Enthalpy Analytical, located at 800 Capitola Drive, Suite 1, Durham NC, 27713 is accredited by the Louisiana Department of Environmental Quality (LDEQ) for EPA Method 325B for all analytes included in this report under **Certificate Number 04010**.

Results

Enthalpy Analytical

Company: Montrose Air Quality Services, LLC - New Jersey
Job No.: 2025FP307-1 EPA Method 325B Analysis
Client No.: PROJ-050158 Site: CITGO - South Portland Terminal

Summary

Sample Code	Tube ID	Benzene		Toluene		Ethylbenzene		m-/p-Xylenes		o-Xylene	
		(ug/m³)	Flag	(ug/m³)	Flag	(ug/m³)	Flag	(ug/m³)	Flag	(ug/m³)	Flag
CGOSP-1-S-20250909	B19968	3.98	Fe	13.4	Fe	1.62	Fe	4.07	Fe	1.53	Fe
CGOSP-2-S-20250909	C40509	1.56		4.82		0.977		2.31		0.836	
CGOSP-3-S-20250909	C43614	2.35		5.79		1.16		2.92		1.11	
CGOSP-3-D-20250909	C40569	2.00		5.39		1.07		2.85		1.05	
CGOSP-3-B-20250909	C20547	0.232	J	0.241	ND	0.273	ND	0.273	ND	0.273	ND
CGOSP-4-S-20250909	C38955	2.39		6.21		1.21		3.38		1.27	
CGOSP-5-S-20250909	C57432	2.39		8.27		2.09		6.00		2.25	
CGOSP-6-S-20250909	C01637	2.14		6.89		1.51		4.27		1.65	
CGOSP-7-S-20250909	C40523	2.20		6.16		1.04		2.88		1.06	
CGOSP-8-S-20250909	C00720	3.44		8.41		1.24		3.59		1.30	
CGOSP-9-S-20250909	C69769	2.14		6.19		1.02		3.21		1.21	
CGOSP-9-D-20250909	C40563	2.24		6.30		1.07		2.92		1.08	
CGOSP-9-B-20250909	C36880	0.187	ND	0.241	ND	0.273	ND	0.273	ND	0.273	ND
CGOSP-10-S-20250909	C55776	2.48		6.36		1.01		2.80		1.08	
CGOSP-11-S-20250909	C56861	2.01		5.96		1.11		3.08		1.17	
CGOSP-12-S-20250909	B37373	2.31		5.56		1.34		3.40		1.27	
CGOSP-13-S-20250909	C69699	1.68		5.92		1.54		4.67		1.70	
CGOSP-14-S-20250909	B49651	2.17		6.68		1.51		4.07		1.50	
CGOSP-15-S-20250909	C17134	2.58		5.66		1.20		3.21		1.18	
CGOSP-16-S-20250909	C38521	2.74		5.99		1.06		2.87		1.05	
CGOSP-17-S-20250909	B15104	2.74		5.71		1.06		2.87		1.12	
CGOSP-18-S-20250909	C55443	3.43		7.62		1.23		3.93		1.44	

Fe: Field Error. See report narrative for details
J: Estimated Value - The analyte was detected between the Method Detection Limit and Reporting Limit
ND: The analyte was not present above the Method Detection Limit

Enthalpy Analytical

Company: Montrose Air Quality Services, LLC - New Jersey

Job No.: 2025FP307-1 EPA Method 325B Analysis

Client No.: PROJ-050158 Site: CITGO - South Portland Terminal

Benzene

Sample Code	Tube ID	Conc (ug/m³)	Conc (ppbv)	Calc Amt (ng)	Temp (°F)	Uptake Rate (mL/min	Sample Time (min)	LOD (ug/m³)	LOQ (ug/m³)	LOD (ppbv)	LOQ (ppbv)	Flags	Data File	Inj DateTime	CCV RRF	Ret Time (min)	Target Area	ISTD Area	ISTD Amt	ISTD RT	ISTD Change
CGOSP-1-S-20250909	B19968	3.98	1.25	53.1	60.3	0.659	20225	0.187	0.373	0.0587	0.117	Fe	N2506122.D	2025-10-08 22:35	1.012	8.089	489883	839744	92.1	8.034	-2.1%
CGOSP-2-S-20250909	C40509	1.56	0.489	20.8	60.3	0.660	20225	0.187	0.373	0.0587	0.117		N2506123.D	2025-10-08 23:15	1.012	8.089	174099	759992	92.1	8.034	-11.4%
CGOSP-3-S-20250909	C43614	2.35	0.737	31.4	60.3	0.660	20225	0.187	0.373	0.0587	0.117		N2506124.D	2025-10-08 23:55	1.012	8.089	284965	825815	92.1	8.034	-3.7%
CGOSP-3-D-20250909	C40569	2.00	0.627	26.7	60.3	0.660	20225	0.187	0.373	0.0587	0.117		N2506125.D	2025-10-09 00:35	1.012	8.095	244491	832627	92.1	8.040	-2.9%
CGOSP-3-B-20250909	C20547	0.232	0.0727	3.10	60.3	0.660	20225	0.187	0.373	0.0587	0.117	J	N2506121.D	2025-10-08 21:55	1.012	8.089	29604	869695	92.1	8.040	1.4%
CGOSP-4-S-20250909	C38955	2.39	0.750	31.9	60.3	0.660	20225	0.187	0.373	0.0587	0.117		N2506126.D	2025-10-09 01:15	1.012	8.089	291428	830295	92.1	8.034	-3.2%
CGOSP-5-S-20250909	C57432	2.39	0.748	31.8	60.3	0.660	20225	0.187	0.373	0.0587	0.117		N2506127.D	2025-10-09 01:55	1.012	8.089	275245	786394	92.1	8.034	-8.3%
CGOSP-6-S-20250909	C01637	2.14	0.671	28.6	60.3	0.660	20225	0.187	0.373	0.0587	0.117		N2506128.D	2025-10-09 02:34	1.012	8.089	259421	825453	92.1	8.034	-3.8%
CGOSP-7-S-20250909	C40523	2.20	0.688	29.3	60.3	0.660	20225	0.187	0.373	0.0587	0.117		N2506129.D	2025-10-09 03:14	1.012	8.089	250692	778685	92.1	8.034	-9.2%
CGOSP-8-S-20250909	C00720	3.44	1.08	45.9	60.3	0.660	20225	0.187	0.373	0.0587	0.117		N2506130.D	2025-10-09 03:54	1.012	8.083	419411	830304	92.1	8.028	-3.2%
CGOSP-9-S-20250909	C69769	2.14	0.670	28.5	60.3	0.660	20230	0.187	0.373	0.0587	0.117		N2506131.D	2025-10-09 04:34	1.012	8.083	271511	865576	92.1	8.028	0.9%
CGOSP-9-D-20250909	C40563	2.24	0.702	29.9	60.3	0.660	20230	0.187	0.373	0.0587	0.117		N2506133.D	2025-10-09 06:13	1.012	8.083	272629	828839	92.1	8.028	-3.4%
CGOSP-9-B-20250909	C36880	0.187	0.0587		60.3	0.660	20230	0.187	0.373	0.0587	0.117	ND	N2506120.D	2025-10-08 21:15	1.012	8.033	5310	871872	92.1	8.040	1.6%
CGOSP-10-S-20250909	C55776	2.48	0.776	33.1	60.4	0.660	20230	0.187	0.373	0.0587	0.117		N2506134.D	2025-10-09 06:53	1.012	8.082	308606	849228	92.1	8.027	-1.0%
CGOSP-11-S-20250909	C56861	2.01	0.630	26.8	60.4	0.660	20230	0.187	0.373	0.0587	0.117		N2506135.D	2025-10-09 07:33	1.012	8.083	252466	855897	92.1	8.028	-0.2%
CGOSP-12-S-20250909	B37373	2.31	0.724	30.8	60.4	0.660	20230	0.187	0.373	0.0587	0.117		N2506136.D	2025-10-09 08:13	1.012	8.076	258149	761353	92.1	8.027	-11.2%
CGOSP-13-S-20250909	C69699	1.68	0.527	22.4	60.4	0.660	20230	0.187	0.373	0.0587	0.117		N2506137.D	2025-10-09 08:53	1.012	8.077	186059	754274	92.1	8.021	-12.1%
CGOSP-14-S-20250909	B49651	2.17	0.679	28.9	60.4	0.660	20230	0.187	0.373	0.0587	0.117		N2506138.D	2025-10-09 09:33	1.012	8.076	261245	821262	92.1	8.021	-4.3%
CGOSP-15-S-20250909	C17134	2.58	0.808	34.4	60.4	0.660	20230	0.187	0.373	0.0587	0.117		N2506139.D	2025-10-09 10:13	1.012	8.077	323211	854581	92.1	8.028	-0.4%
CGOSP-16-S-20250909	C38521	2.74	0.859	36.6	60.4	0.660	20230	0.187	0.373	0.0587	0.117		N2506140.D	2025-10-09 10:53	1.012	8.083	321217	798061	92.1	8.028	-7.0%
CGOSP-17-S-20250909	B15104	2.74	0.859	36.6	60.4	0.660	20230	0.187	0.373	0.0587	0.117		N2506141.D	2025-10-09 11:33	1.012	8.083	304182	756251	92.1	8.028	-11.8%
CGOSP-18-S-20250909	C55443	3.43	1.08	45.8	60.4	0.660	20230	0.187	0.373	0.0587	0.117		N2506142.D	2025-10-09 12:13	1.012	8.082	361194	717167	92.1	8.027	-16.4%

Toluene

Sample Code	Tube ID	Conc (ug/m³)	Conc (ppbv)	Calc Amt (ng)	Temp (°F)	Uptake Rate (mL/min	Sample Time (min)	LOD (ug/m³)	LOQ (ug/m³)	LOD (ppbv)	LOQ (ppbv)	Flags	Data File	Inj DateTime	CCV RRF	Ret Time (min)	Target Area	ISTD Area	ISTD Amt	ISTD RT	ISTD Change
CGOSP-1-S-20250909	B19968	13.4	3.55	139	60.3	0.512	20225	0.241	0.520	0.0641	0.138	Fe	N2506122.D	2025-10-08 22:35	0.866	10.695	1382947	1252096	108.6	10.603	-2.5%
CGOSP-2-S-20250909	C40509	4.82	1.28	49.9	60.3	0.512	20225	0.241	0.520	0.0641	0.138		N2506123.D	2025-10-08 23:15	0.866	10.695	464491	1167449	108.6	10.603	-9.1%
CGOSP-3-S-20250909	C43614	5.79	1.54	60.0	60.3	0.512	20225	0.241	0.520	0.0641	0.138		N2506124.D	2025-10-08 23:55	0.866	10.695	582929	1218788	108.6	10.603	-5.1%
CGOSP-3-D-20250909	C40569	5.39	1.43	55.8	60.3	0.512	20225	0.241	0.520	0.0641	0.138		N2506125.D	2025-10-09 00:35	0.866	10.701	549031	1233705	108.6	10.609	-3.9%
CGOSP-3-B-20250909	C20547	0.241	0.0641		60.3	0.512	20225	0.241	0.520	0.0641	0.138	ND	N2506121.D	2025-10-08 21:55	0.866	10.695	25669	1289579	108.6	10.603	0.5%
CGOSP-4-S-20250909	C38955	6.21	1.65	64.3	60.3	0.512	20225	0.241	0.520	0.0641	0.138		N2506126.D	2025-10-09 01:15	0.866	10.689	630432	1229076	108.6	10.597	-4.3%
CGOSP-5-S-20250909	C57432	8.27	2.20	85.7	60.3	0.512	20225	0.241	0.520	0.0641	0.138		N2506127.D	2025-10-09 01:55	0.866	10.695	811231	1187943	108.6	10.597	-7.5%
CGOSP-6-S-20250909	C01637	6.89	1.83	71.3	60.3	0.512	20225	0.241	0.520	0.0641	0.138		N2506128.D	2025-10-09 02:34	0.866	10.695	696751	1224911	108.6	10.597	-4.6%
CGOSP-7-S-20250909	C40523	6.16	1.64	63.8	60.3	0.512	20225	0.241	0.520	0.0641	0.138		N2506129.D	2025-10-09 03:14	0.866	10.695	597040	1174169	108.6	10.597	-8.5%
CGOSP-8-S-20250909	C00720	8.41	2.23	87.0	60.3	0.512	20225	0.241	0.520	0.0641	0.138		N2506130.D	2025-10-09 03:54	0.866	10.689	851185	1226778	108.6	10.597	-4.4%
CGOSP-9-S-20250909	C69769	6.19	1.64	64.1	60.3	0.512	20230	0.241	0.519	0.0641	0.138		N2506131.D	2025-10-09 04:34	0.866	10.689	654225	1279832	108.6	10.597	-0.3%
CGOSP-9-D-20250909	C40563	6.30	1.67	65.3	60.3	0.512	20230	0.241	0.519	0.0641	0.138		N2506133.D	2025-10-09 06:13	0.866	10.689	633674	1217552	108.6	10.597	-5.2%
CGOSP-9-B-20250909	C36880	0.241	0.0641		60.3	0.512	20230	0.241	0.519	0.0641	0.138	ND	N2506120.D	2025-10-08 21:15	0.866	10.701	7819	1299158	108.6	10.603	1.2%
CGOSP-10-S-20250909	C55776	6.36	1.69	65.9	60.4	0.512	20230	0.241	0.519	0.0641	0.138		N2506134.D	2025-10-09 06:53	0.866	10.689	656949	1251065	108.6	10.597	-2.5%
CGOSP-11-S-20250909	C56861	5.96	1.58	61.7	60.4	0.512	20230	0.241	0.519	0.0641	0.138		N2506135.D	2025-10-09 07:33	0.866	10.689	610975	1242547	108.6	10.597	-3.2%

Enthalpy Analytical

Company: Montrose Air Quality Services, LLC - New Jersey
Job No.: 2025FP307-1 EPA Method 325B Analysis
Client No.: PROJ-050158 Site: CITGO - South Portland Terminal

Toluene

Sample Code	Tube ID	Conc (ug/m³)	Conc (ppbv)	Calc Amt (ng)	Temp (°F)	Uptake Rate (mL/min	Sample Time (min)	LOD (ug/m³)	LOQ (ug/m³)	LOD (ppbv)	LOQ (ppbv)	Flags	Data File	Inj DateTime	CCV RRF	Ret Time (min)	Target Area	ISTD Area	ISTD Amt	ISTD RT	ISTD Change
CGOSP-12-S-20250909	B37373	5.56	1.48	57.6	60.4	0.512	20230	0.241	0.519	0.0641	0.138		N2506136.D	2025-10-09 08:13	0.866	10.683	529120	1152385	108.6	10.591	-10.2%
CGOSP-13-S-20250909	C69699	5.92	1.57	61.3	60.4	0.512	20230	0.241	0.519	0.0641	0.138		N2506137.D	2025-10-09 08:53	0.866	10.683	558148	1141952	108.6	10.591	-11.0%
CGOSP-14-S-20250909	B49651	6.68	1.77	69.2	60.4	0.512	20230	0.241	0.519	0.0641	0.138		N2506138.D	2025-10-09 09:33	0.866	10.683	668555	1212355	108.6	10.591	-5.6%
CGOSP-15-S-20250909	C17134	5.66	1.50	58.6	60.4	0.512	20230	0.241	0.519	0.0641	0.138		N2506139.D	2025-10-09 10:13	0.866	10.683	574109	1228999	108.6	10.591	-4.3%
CGOSP-16-S-20250909	C38521	5.99	1.59	62.0	60.4	0.512	20230	0.241	0.519	0.0641	0.138		N2506140.D	2025-10-09 10:53	0.866	10.689	582275	1177271	108.6	10.591	-8.3%
CGOSP-17-S-20250909	B15104	5.71	1.52	59.2	60.4	0.512	20230	0.241	0.519	0.0641	0.138		N2506141.D	2025-10-09 11:33	0.866	10.689	528084	1119740	108.6	10.591	-12.8%
CGOSP-18-S-20250909	C55443	7.62	2.02	78.9	60.4	0.512	20230	0.241	0.519	0.0641	0.138		N2506142.D	2025-10-09 12:13	0.866	10.688	683579	1086577	108.6	10.597	-15.4%

Ethylbenzene

Sample Code	Tube ID	Conc (ug/m³)	Conc (ppbv)	Calc Amt (ng)	Temp (°F)	Uptake Rate (mL/min	Sample Time (min)	LOD (ug/m³)	LOQ (ug/m³)	LOD (ppbv)	LOQ (ppbv)	Flags	Data File	Inj DateTime	CCV RRF	Ret Time (min)	Target Area	ISTD Area	ISTD Amt	ISTD RT	ISTD Change
CGOSP-1-S-20250909	B19968	1.62	0.374	14.9	60.3	0.453	20225	0.273	0.565	0.0629	0.130	Fe	N2506122.D	2025-10-08 22:35	0.992	12.818	169904	1252096	108.6	10.603	-2.5%
CGOSP-2-S-20250909	C40509	0.977	0.225	8.94	60.3	0.453	20225	0.273	0.565	0.0629	0.130		N2506123.D	2025-10-08 23:15	0.992	12.818	95321	1167449	108.6	10.603	-9.1%
CGOSP-3-S-20250909	C43614	1.16	0.268	10.6	60.3	0.453	20225	0.273	0.565	0.0629	0.130		N2506124.D	2025-10-08 23:55	0.992	12.818	118284	1218788	108.6	10.603	-5.1%
CGOSP-3-D-20250909	C40569	1.07	0.246	9.78	60.3	0.453	20225	0.273	0.565	0.0629	0.130		N2506125.D	2025-10-09 00:35	0.992	12.818	110190	1233705	108.6	10.609	-3.9%
CGOSP-3-B-20250909	C20547	0.273	0.0629		60.3	0.453	20225	0.273	0.565	0.0629	0.130	ND	N2506121.D	2025-10-08 21:55	0.992	12.818	3732	1289579	108.6	10.603	0.5%
CGOSP-4-S-20250909	C38955	1.21	0.278	11.1	60.3	0.453	20225	0.273	0.565	0.0629	0.130		N2506126.D	2025-10-09 01:15	0.992	12.812	124046	1229076	108.6	10.597	-4.3%
CGOSP-5-S-20250909	C57432	2.09	0.482	19.2	60.3	0.453	20225	0.273	0.565	0.0629	0.130		N2506127.D	2025-10-09 01:55	0.992	12.812	207762	1187943	108.6	10.597	-7.5%
CGOSP-6-S-20250909	C01637	1.51	0.347	13.8	60.3	0.453	20225	0.273	0.565	0.0629	0.130		N2506128.D	2025-10-09 02:34	0.992	12.818	154336	1224911	108.6	10.597	-4.6%
CGOSP-7-S-20250909	C40523	1.04	0.239	9.49	60.3	0.453	20225	0.273	0.565	0.0629	0.130		N2506129.D	2025-10-09 03:14	0.992	12.812	101693	1174169	108.6	10.597	-8.5%
CGOSP-8-S-20250909	C00720	1.24	0.287	11.4	60.3	0.453	20225	0.273	0.565	0.0629	0.130		N2506130.D	2025-10-09 03:54	0.992	12.812	127670	1226778	108.6	10.597	-4.4%
CGOSP-9-S-20250909	C69769	1.02	0.236	9.36	60.3	0.453	20230	0.273	0.564	0.0629	0.130		N2506131.D	2025-10-09 04:34	0.992	12.812	109388	1279832	108.6	10.597	-0.3%
CGOSP-9-D-20250909	C40563	1.07	0.247	9.83	60.3	0.453	20230	0.273	0.564	0.0629	0.130		N2506133.D	2025-10-09 06:13	0.992	12.812	109240	1217552	108.6	10.597	-5.2%
CGOSP-9-B-20250909	C36880	0.273	0.0629		60.3	0.453	20230	0.273	0.564	0.0629	0.130	ND	N2506120.D	2025-10-08 21:15	0.992	12.824	2910	1299158	108.6	10.603	1.2%
CGOSP-10-S-20250909	C55776	1.01	0.233	9.25	60.4	0.453	20230	0.273	0.564	0.0629	0.130		N2506134.D	2025-10-09 06:53	0.992	12.812	105632	1251065	108.6	10.597	-2.5%
CGOSP-11-S-20250909	C56861	1.11	0.256	10.2	60.4	0.453	20230	0.273	0.564	0.0629	0.130		N2506135.D	2025-10-09 07:33	0.992	12.812	115488	1242547	108.6	10.597	-3.2%
CGOSP-12-S-20250909	B37373	1.34	0.308	12.3	60.4	0.453	20230	0.273	0.564	0.0629	0.130		N2506136.D	2025-10-09 08:13	0.992	12.805	128976	1152385	108.6	10.591	-10.2%
CGOSP-13-S-20250909	C69699	1.54	0.355	14.1	60.4	0.453	20230	0.273	0.564	0.0629	0.130		N2506137.D	2025-10-09 08:53	0.992	12.806	147183	1141952	108.6	10.591	-11.0%
CGOSP-14-S-20250909	B49651	1.51	0.347	13.8	60.4	0.453	20230	0.273	0.564	0.0629	0.130		N2506138.D	2025-10-09 09:33	0.992	12.805	152631	1212355	108.6	10.591	-5.6%
CGOSP-15-S-20250909	C17134	1.20	0.276	11.0	60.4	0.453	20230	0.273	0.564	0.0629	0.130		N2506139.D	2025-10-09 10:13	0.992	12.812	123133	1228999	108.6	10.591	-4.3%
CGOSP-16-S-20250909	C38521	1.06	0.244	9.69	60.4	0.453	20230	0.273	0.564	0.0629	0.130		N2506140.D	2025-10-09 10:53	0.992	12.812	104109	1177271	108.6	10.591	-8.3%
CGOSP-17-S-20250909	B15104	1.06	0.244	9.72	60.4	0.453	20230	0.273	0.564	0.0629	0.130		N2506141.D	2025-10-09 11:33	0.992	12.812	99332	1119740	108.6	10.591	-12.8%
CGOSP-18-S-20250909	C55443	1.23	0.283	11.2	60.4	0.453	20230	0.273	0.564	0.0629	0.130		N2506142.D	2025-10-09 12:13	0.992	12.811	111489	1086577	108.6	10.597	-15.4%

m-/p-Xylenes

Sample Code	Tube ID	Conc (ug/m³)	Conc (ppbv)	Calc Amt (ng)	Temp (°F)	Uptake Rate (mL/min	Sample Time (min)	LOD (ug/m³)	LOQ (ug/m³)	LOD (ppbv)	LOQ (ppbv)	Flags	Data File	Inj DateTime	CCV RRF	Ret Time (min)	Target Area	ISTD Area	ISTD Amt	ISTD RT	ISTD Change
CGOSP-1-S-20250909	B19968	4.07	0.939	37.3	60.3	0.453	20225	0.273	0.533	0.0629	0.123	Fe	N2506122.D	2025-10-08 22:35	0.802	12.989	344741	1252096	108.6	10.603	-2.5%
CGOSP-2-S-20250909	C40509	2.31	0.533	21.2	60.3	0.453	20225	0.273	0.533	0.0629	0.123		N2506123.D	2025-10-08 23:15	0.802	12.989	182460	1167449	108.6	10.603	-9.1%
CGOSP-3-S-20250909	C43614	2.92	0.674	26.8	60.3	0.453	20225	0.273	0.533	0.0629	0.123		N2506124.D	2025-10-08 23:55	0.802	12.989	240754	1218788	108.6	10.603	-5.1%
CGOSP-3-D-20250909	C40569	2.85	0.657	26.1	60.3	0.453	20225	0.273	0.533	0.0629	0.123		N2506125.D	2025-10-09 00:35	0.802	12.995	237586	1233705	108.6	10.609	-3.9%

Enthalpy Analytical

Company: Montrose Air Quality Services, LLC - New Jersey
Job No.: 2025FP307-1 EPA Method 325B Analysis
Client No.: PROJ-050158 Site: CITGO - South Portland Terminal

m-/p-Xylenes

Sample Code	Tube ID	Conc (ug/m³)	Conc (ppbv)	Calc Amt (ng)	Temp (°F)	Uptake Rate (mL/min	Sample Time (min)	LOD (ug/m³)	LOQ (ug/m³)	LOD (ppbv)	LOQ (ppbv)	Flags	Data File	Inj DateTime	CCV RRF	Ret Time (min)	Target Area	ISTD Area	ISTD Amt	ISTD RT	ISTD Change
CGOSP-3-B-20250909	C20547	0.273	0.0629		60.3	0.453	20225	0.273	0.533	0.0629	0.123	ND	N2506121.D	2025-10-08 21:55	0.802	12.995	1756	1289579	108.6	10.603	0.5%
CGOSP-4-S-20250909	C38955	3.38	0.780	31.0	60.3	0.453	20225	0.273	0.533	0.0629	0.123		N2506126.D	2025-10-09 01:15	0.802	12.989	281133	1229076	108.6	10.597	-4.3%
CGOSP-5-S-20250909	C57432	6.00	1.38	54.9	60.3	0.453	20225	0.273	0.533	0.0629	0.123		N2506127.D	2025-10-09 01:55	0.802	12.989	481378	1187943	108.6	10.597	-7.5%
CGOSP-6-S-20250909	C01637	4.27	0.985	39.1	60.3	0.453	20225	0.273	0.533	0.0629	0.123		N2506128.D	2025-10-09 02:34	0.802	12.989	353722	1224911	108.6	10.597	-4.6%
CGOSP-7-S-20250909	C40523	2.88	0.663	26.3	60.3	0.453	20225	0.273	0.533	0.0629	0.123		N2506129.D	2025-10-09 03:14	0.802	12.989	228144	1174169	108.6	10.597	-8.5%
CGOSP-8-S-20250909	C00720	3.59	0.828	32.9	60.3	0.453	20225	0.273	0.533	0.0629	0.123		N2506130.D	2025-10-09 03:54	0.802	12.983	297916	1226778	108.6	10.597	-4.4%
CGOSP-9-S-20250909	C69769	3.21	0.739	29.4	60.3	0.453	20230	0.273	0.533	0.0629	0.123		N2506131.D	2025-10-09 04:34	0.802	12.989	277330	1279832	108.6	10.597	-0.3%
CGOSP-9-D-20250909	C40563	2.92	0.673	26.8	60.3	0.453	20230	0.273	0.533	0.0629	0.123		N2506133.D	2025-10-09 06:13	0.802	12.983	240444	1217552	108.6	10.597	-5.2%
CGOSP-9-B-20250909	C36880	0.273	0.0629		60.3	0.453	20230	0.273	0.533	0.0629	0.123	ND	N2506120.D	2025-10-08 21:15	0.802	13.007	1862	1299158	108.6	10.603	1.2%
CGOSP-10-S-20250909	C55776	2.80	0.645	25.6	60.4	0.453	20230	0.273	0.533	0.0629	0.123		N2506134.D	2025-10-09 06:53	0.802	12.983	236776	1251065	108.6	10.597	-2.5%
CGOSP-11-S-20250909	C56861	3.08	0.709	28.2	60.4	0.453	20230	0.273	0.533	0.0629	0.123		N2506135.D	2025-10-09 07:33	0.802	12.983	258278	1242547	108.6	10.597	-3.2%
CGOSP-12-S-20250909	B37373	3.40	0.785	31.2	60.4	0.453	20230	0.273	0.533	0.0629	0.123		N2506136.D	2025-10-09 08:13	0.802	12.983	265221	1152385	108.6	10.591	-10.2%
CGOSP-13-S-20250909	C69699	4.67	1.08	42.8	60.4	0.453	20230	0.273	0.533	0.0629	0.123		N2506137.D	2025-10-09 08:53	0.802	12.983	360448	1141952	108.6	10.591	-11.0%
CGOSP-14-S-20250909	B49651	4.07	0.938	37.3	60.4	0.453	20230	0.273	0.533	0.0629	0.123		N2506138.D	2025-10-09 09:33	0.802	12.983	333560	1212355	108.6	10.591	-5.6%
CGOSP-15-S-20250909	C17134	3.21	0.740	29.4	60.4	0.453	20230	0.273	0.533	0.0629	0.123		N2506139.D	2025-10-09 10:13	0.802	12.983	266907	1228999	108.6	10.591	-4.3%
CGOSP-16-S-20250909	C38521	2.87	0.661	26.3	60.4	0.453	20230	0.273	0.533	0.0629	0.123		N2506140.D	2025-10-09 10:53	0.802	12.983	228263	1177271	108.6	10.591	-8.3%
CGOSP-17-S-20250909	B15104	2.87	0.661	26.3	60.4	0.453	20230	0.273	0.533	0.0629	0.123		N2506141.D	2025-10-09 11:33	0.802	12.983	217251	1119740	108.6	10.591	-12.8%
CGOSP-18-S-20250909	C55443	3.93	0.905	36.0	60.4	0.453	20230	0.273	0.533	0.0629	0.123		N2506142.D	2025-10-09 12:13	0.802	12.983	288513	1086577	108.6	10.597	-15.4%

o-Xylene

Sample Code	Tube ID	Conc (ug/m³)	Conc (ppbv)	Calc Amt (ng)	Temp (°F)	Uptake Rate (mL/min	Sample Time (min)	LOD (ug/m³)	LOQ (ug/m³)	LOD (ppbv)	LOQ (ppbv)	Flags	Data File	Inj DateTime	CCV RRF	Ret Time (min)	Target Area	ISTD Area	ISTD Amt	ISTD RT	ISTD Change
CGOSP-1-S-20250909	B19968	1.53	0.352	14.0	60.3	0.453	20225	0.273	0.556	0.0629	0.128	Fe	N2506122.D	2025-10-08 22:35	0.830	13.485	133725	1252096	108.6	10.603	-2.5%
CGOSP-2-S-20250909	C40509	0.836	0.193	7.65	60.3	0.453	20225	0.273	0.556	0.0629	0.128		N2506123.D	2025-10-08 23:15	0.830	13.485	68230	1167449	108.6	10.603	-9.1%
CGOSP-3-S-20250909	C43614	1.11	0.255	10.1	60.3	0.453	20225	0.273	0.556	0.0629	0.128		N2506124.D	2025-10-08 23:55	0.830	13.485	94477	1218788	108.6	10.603	-5.1%
CGOSP-3-D-20250909	C40569	1.05	0.241	9.57	60.3	0.453	20225	0.273	0.556	0.0629	0.128		N2506125.D	2025-10-09 00:35	0.830	13.485	90192	1233705	108.6	10.609	-3.9%
CGOSP-3-B-20250909	C20547	0.273	0.0629		60.3	0.453	20225	0.273	0.556	0.0629	0.128	ND	N2506121.D	2025-10-08 21:55	0.830	13.485	659	1289579	108.6	10.603	0.5%
CGOSP-4-S-20250909	C38955	1.27	0.292	11.6	60.3	0.453	20225	0.273	0.556	0.0629	0.128		N2506126.D	2025-10-09 01:15	0.830	13.485	109037	1229076	108.6	10.597	-4.3%
CGOSP-5-S-20250909	C57432	2.25	0.519	20.6	60.3	0.453	20225	0.273	0.556	0.0629	0.128		N2506127.D	2025-10-09 01:55	0.830	13.478	187317	1187943	108.6	10.597	-7.5%
CGOSP-6-S-20250909	C01637	1.65	0.380	15.1	60.3	0.453	20225	0.273	0.556	0.0629	0.128		N2506128.D	2025-10-09 02:34	0.830	13.485	141418	1224911	108.6	10.597	-4.6%
CGOSP-7-S-20250909	C40523	1.06	0.244	9.70	60.3	0.453	20225	0.273	0.556	0.0629	0.128		N2506129.D	2025-10-09 03:14	0.830	13.479	87032	1174169	108.6	10.597	-8.5%
CGOSP-8-S-20250909	C00720	1.30	0.298	11.9	60.3	0.453	20225	0.273	0.556	0.0629	0.128		N2506130.D	2025-10-09 03:54	0.830	13.479	111134	1226778	108.6	10.597	-4.4%
CGOSP-9-S-20250909	C69769	1.21	0.278	11.1	60.3	0.453	20230	0.273	0.556	0.0629	0.128		N2506131.D	2025-10-09 04:34	0.830	13.479	108165	1279832	108.6	10.597	-0.3%
CGOSP-9-D-20250909	C40563	1.08	0.248	9.87	60.3	0.453	20230	0.273	0.556	0.0629	0.128		N2506133.D	2025-10-09 06:13	0.830	13.479	91795	1217552	108.6	10.597	-5.2%
CGOSP-9-B-20250909	C36880	0.273	0.0629		60.3	0.453	20230	0.273	0.556	0.0629	0.128	ND	N2506120.D	2025-10-08 21:15	0.830	13.497	821	1299158	108.6	10.603	1.2%
CGOSP-10-S-20250909	C55776	1.08	0.248	9.86	60.4	0.453	20230	0.273	0.556	0.0629	0.128		N2506134.D	2025-10-09 06:53	0.830	13.478	94207	1251065	108.6	10.597	-2.5%
CGOSP-11-S-20250909	C56861	1.17	0.271	10.8	60.4	0.453	20230	0.273	0.556	0.0629	0.128		N2506135.D	2025-10-09 07:33	0.830	13.479	102112	1242547	108.6	10.597	-3.2%
CGOSP-12-S-20250909	B37373	1.27	0.292	11.6	60.4	0.453	20230	0.273	0.556	0.0629	0.128		N2506136.D	2025-10-09 08:13	0.830	13.472	102138	1152385	108.6	10.591	-10.2%
CGOSP-13-S-20250909	C69699	1.70	0.393	15.6	60.4	0.453	20230	0.273	0.556	0.0629	0.128		N2506137.D	2025-10-09 08:53	0.830	13.472	136147	1141952	108.6	10.591	-11.0%
CGOSP-14-S-20250909	B49651	1.50	0.346	13.7	60.4	0.453	20230	0.273	0.556	0.0629	0.128		N2506138.D	2025-10-09 09:33	0.830	13.472	127289	1212355	108.6	10.591	-5.6%
CGOSP-15-S-20250909	C17134	1.18	0.271	10.8	60.4	0.453	20230	0.273	0.556	0.0629	0.128		N2506139.D	2025-10-09 10:13	0.830	13.479	101069	1228999	108.6	10.591	-4.3%

Enthalpy Analytical

Company: Montrose Air Quality Services, LLC - New Jersey

Job No.: 2025FP307-1 EPA Method 325B Analysis

Client No.: PROJ-050158 Site: CITGO - South Portland Terminal

o-Xylene

Sample Code	Tube ID	Conc (ug/m³)	Conc (ppbv)	Calc Amt (ng)	Temp (°F)	Uptake Rate (mL/min	Sample Time (min)	LOD (ug/m³)	LOQ (ug/m³)	LOD (ppbv)	LOQ (ppbv)	Flags	Data File	Inj DateTime	CCV RRF	Ret Time (min)	Target Area	ISTD Area	ISTD Amt	ISTD RT	ISTD Change
CGOSP-16-S-20250909	C38521	1.05	0.242	9.63	60.4	0.453	20230	0.273	0.556	0.0629	0.128		N2506140.D	2025-10-09 10:53	0.830	13.479	86581	1177271	108.6	10.591	-8.3%
CGOSP-17-S-20250909	B15104	1.12	0.257	10.2	60.4	0.453	20230	0.273	0.556	0.0629	0.128		N2506141.D	2025-10-09 11:33	0.830	13.478	87415	1119740	108.6	10.591	-12.8%
CGOSP-18-S-20250909	C55443	1.44	0.331	13.2	60.4	0.453	20230	0.273	0.556	0.0629	0.128		N2506142.D	2025-10-09 12:13	0.830	13.478	109216	1086577	108.6	10.597	-15.4%

Fe: Field Error. See report narrative for details
J: Estimated Value - The analyte was detected between the Method Detection Limit and Reporting Limit
ND: The analyte was not present above the Method Detection Limit

QC Data

Enthalpy Analytical

Company: Montrose Air Quality Services, LLC - New Jersey
Job No.: 2025FP307-1 EPA Method 325B Analysis
Client No.: PROJ-050158 Site: CITGO - South Portland Terminal

QC Samples

Field Sample Type	Sample Code	Benzene		Toluene		Ethylbenzene		m-/p-Xylenes		o-Xylene	
Blanks (ug/m³)	CGOSP-3-B-20250909	0.232	Pass	ND	Pass	ND	Pass	ND	Pass	ND	Pass
	CGOSP-9-B-20250909	ND	Pass	ND	Pass	ND	Pass	ND	Pass	ND	Pass
Duplicates (difference)	CGOSP-3-D-20250909	16%	Pass	7.2%	Pass	8.3%	Pass	2.5%	Pass	5.9%	Pass
	CGOSP-9-D-20250909	4.7%	Pass	1.8%	Pass	4.9%	Pass	9.3%	Pass	11%	Pass

Enthalpy Analytical

Company: Montrose Air Quality Services, LLC - New Jersey
Job No.: 2025FP307-1 EPA Method 325B Analysis
Client No.: PROJ-050158 Site: CITGO - South Portland Terminal

Benzene Calibration and Blanks

Sample Code	Data File	Tube ID	Type	RRF	ICAL RRF	Last CCV RRF	RRF Change	ISTD Change vs ICal	ISTD Change vs Concal	Pass/ Fail	Flags
M325B CCV 5	N2506118.D	C69672	Cal	1.012		1.012	-0.21%	18%		Pass	
2025FP307 Method Blank-1	N2506119.D	B37322	Blank			1.012			2.4%	Pass	ND
M325B CCV 5 REC	N2506132.D	C38547	Check	1.031		1.012	1.7%		2.4%	Pass	
M325B CCV 5 REC	N2506143.D	C69535	Check	1.006		1.012	-0.86%		-5.1%	Pass	

Toluene Calibration and Blanks

Sample Code	Data File	Tube ID	Type	RRF	ICAL RRF	Last CCV RRF	RRF Change	ISTD Change vs ICal	ISTD Change vs Concal	Pass/ Fail	Flags
M325B CCV 5	N2506118.D	C69672	Cal	0.866		0.866	9.7%	-0.67%		Pass	
2025FP307 Method Blank-1	N2506119.D	B37322	Blank			0.866			1.7%	Pass	ND
M325B CCV 5 REC	N2506132.D	C38547	Check	0.921		0.866	17%		-2.2%	Pass	
M325B CCV 5 REC	N2506143.D	C69535	Check	0.875		0.866	11%		-6.1%	Pass	

Ethylbenzene Calibration and Blanks

Sample Code	Data File	Tube ID	Type	RRF	ICAL RRF	Last CCV RRF	RRF Change	ISTD Change vs ICal	ISTD Change vs Concal	Pass/ Fail	Flags
M325B CCV 5	N2506118.D	C69672	Cal	0.992		0.992	-0.18%	-0.67%		Pass	
2025FP307 Method Blank-1	N2506119.D	B37322	Blank			0.992			1.7%	Pass	ND
M325B CCV 5 REC	N2506132.D	C38547	Check	0.932		0.992	-6.2%		-2.2%	Pass	
M325B CCV 5 REC	N2506143.D	C69535	Check	0.977		0.992	-1.6%		-6.1%	Pass	

m-/p-Xylenes Calibration and Blanks

Sample Code	Data File	Tube ID	Type	RRF	ICAL RRF	Last CCV RRF	RRF Change	ISTD Change vs ICal	ISTD Change vs Concal	Pass/ Fail	Flags
M325B CCV 5	N2506118.D	C69672	Cal	0.802		0.802	8.8%	-0.72%		Pass	
2025FP307 Method Blank-1	N2506119.D	B37322	Blank			0.802			1.7%	Pass	ND
M325B CCV 5 REC	N2506132.D	C38547	Check	0.708		0.802	-3.9%		-2.2%	Pass	
M325B CCV 5 REC	N2506143.D	C69535	Check	0.748		0.802	1.6%		-6.1%	Pass	

o-Xylene Calibration and Blanks

Sample Code	Data File	Tube ID	Type	RRF	ICAL RRF	Last CCV RRF	RRF Change	ISTD Change vs ICal	ISTD Change vs Concal	Pass/ Fail	Flags
M325B CCV 5	N2506118.D	C69672	Cal	0.830		0.830	4.1%	-0.67%		Pass	
2025FP307 Method Blank-1	N2506119.D	B37322	Blank			0.830			1.7%	Pass	ND
M325B CCV 5 REC	N2506132.D	C38547	Check	0.733		0.830	-8.1%		-2.2%	Pass	
M325B CCV 5 REC	N2506143.D	C69535	Check	0.790		0.830	-0.89%		-6.1%	Pass	

Chromatograms

Name	2025FP307 Method Blank-1
Comment	B37322
Data File	N2506119.D
Acq. Date-Time	10/8/2025 8:35:24 PM
Acq. Method File	M325B-TD35
Tube Sorbent	Carbopack X
Analyze Quant Version	12.1
Report Quant Version	12.1

Sample Chromatogram

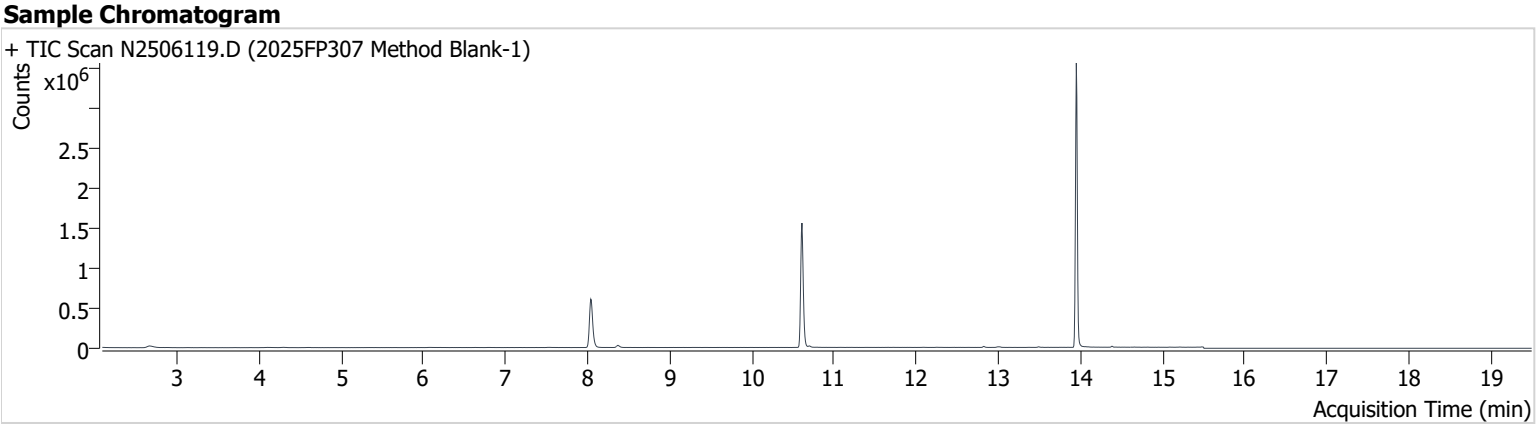

Name	ISTD	RT	ICAL RT	Resp.	Int. Flag
Benzene-d6 (IS)		8.040	8.064	878,304	
Benzene	Benzene-d6 (IS)	8.095	8.119	8,954	
Toluene-d8 (IS)		10.609	10.627	1,305,609	
Toluene	Toluene-d8 (IS)	10.701	10.719	12,693	
Ethylbenzene	Toluene-d8 (IS)	12.824	12.842	9,397	
m-/p-Xylenes	Toluene-d8 (IS)	13.020	13.038	6,868	
o-Xylene	Toluene-d8 (IS)	13.491	13.509	4,815	

Benzene-d6 (IS)

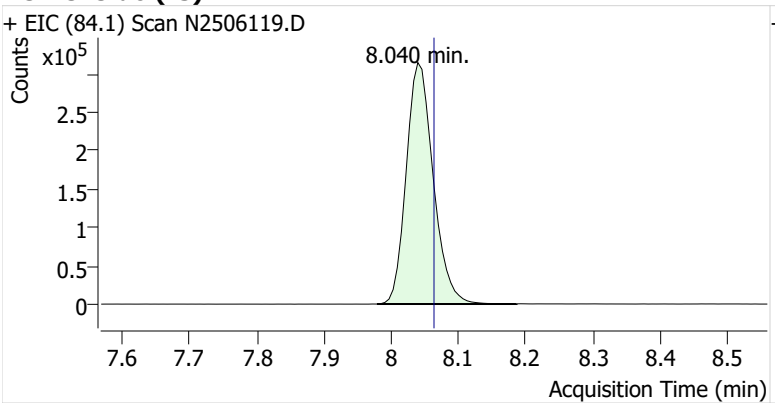

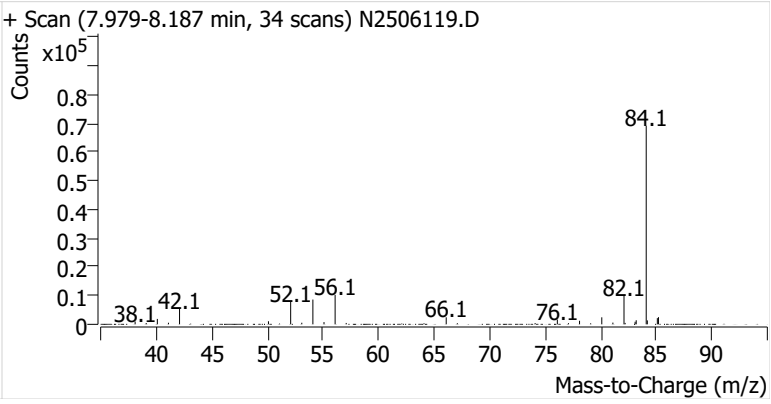

Benzene

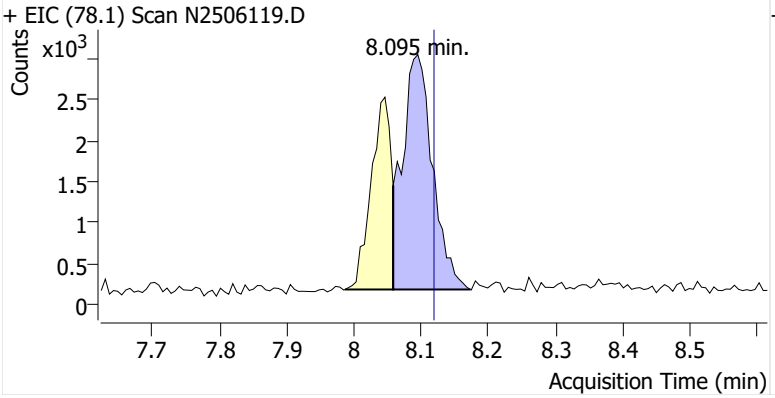

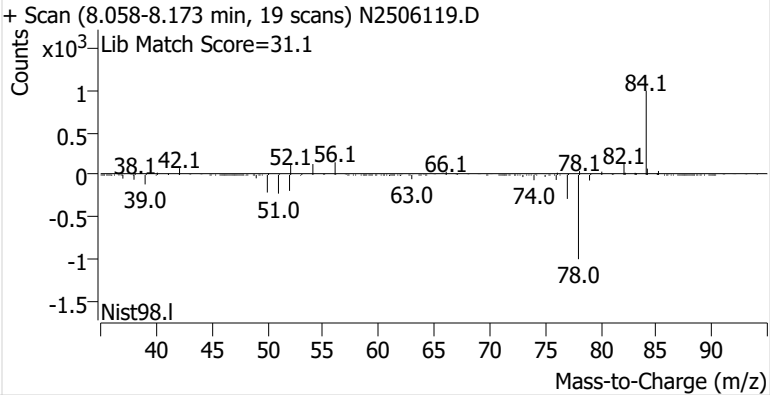

Toluene-d8 (IS)

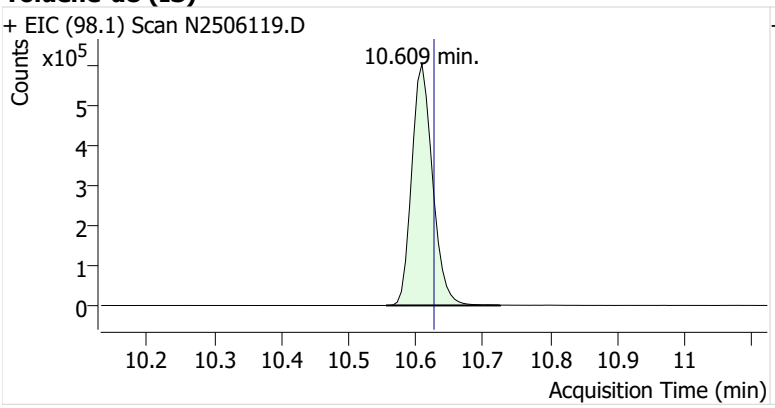

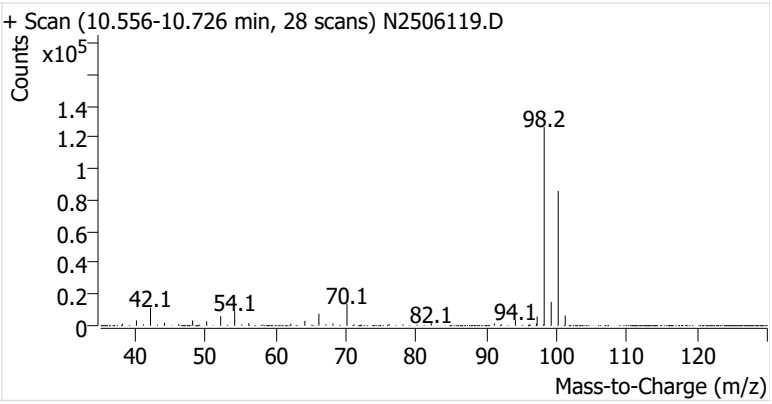

Toluene

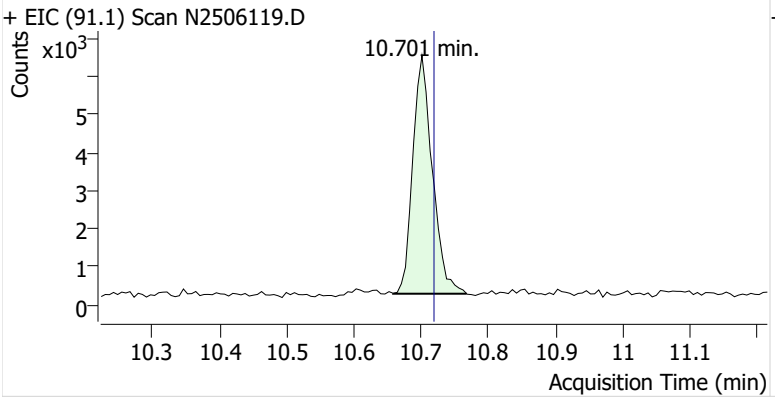

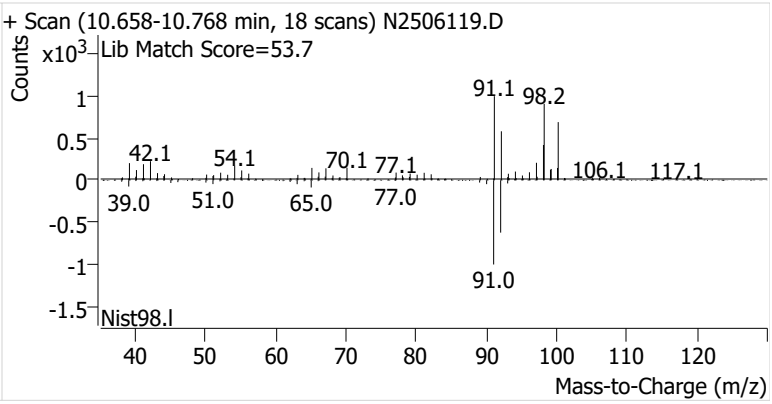

Ethylbenzene

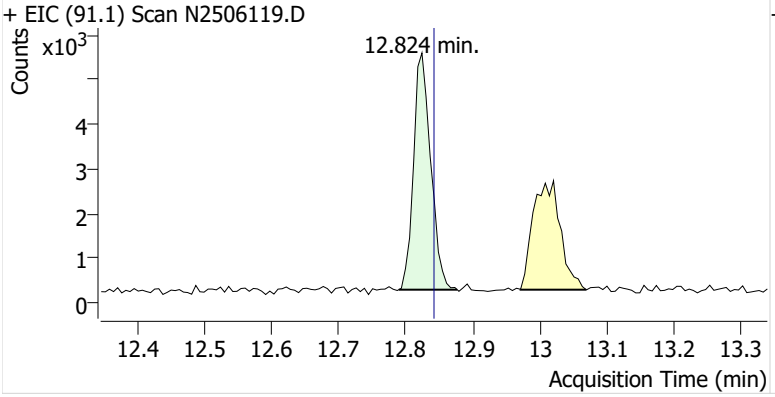

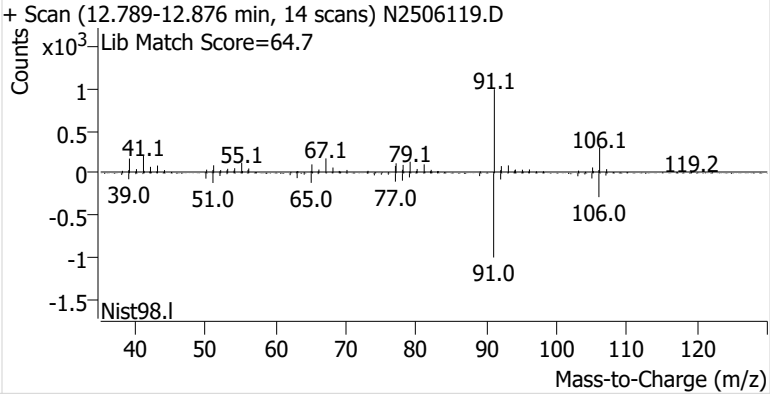

m-/p-Xylenes

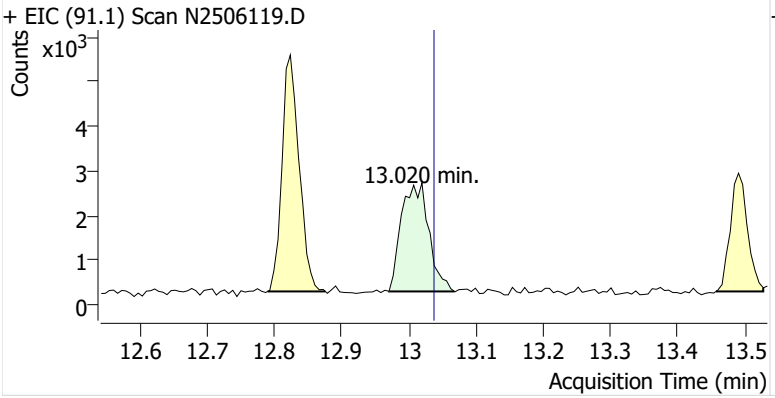

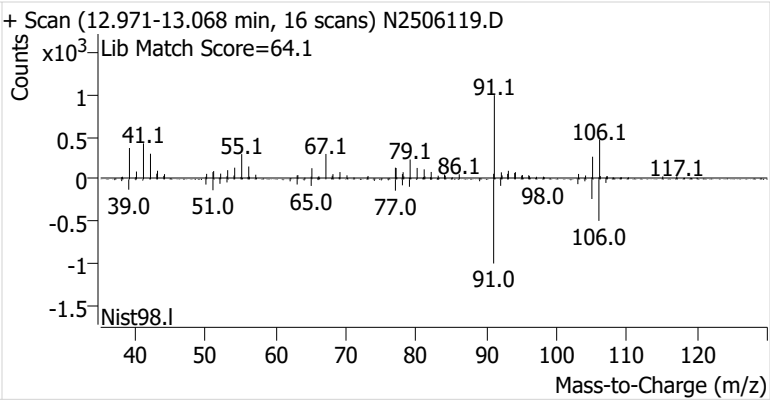

o-Xylene

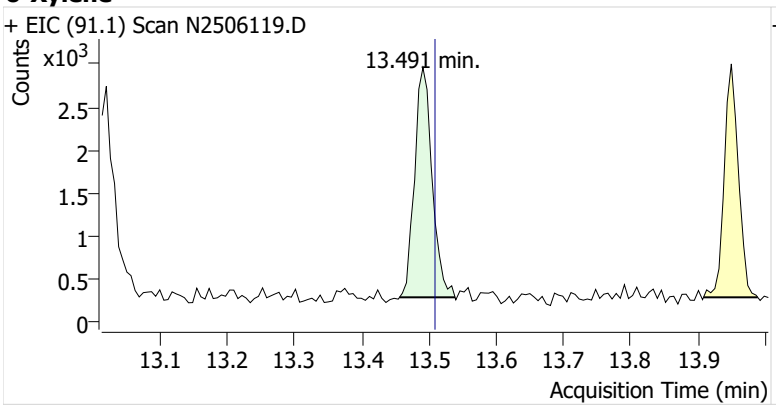
+ EIC (91.1) Scan N2506119.D
Counts
x10^3
13.491 min.
2.5
2
1.5
1
0.5
0
13.1
13.2
13.3
13.4
13.5
13.6
13.7
13.8
13.9
Acquisition Time (min)

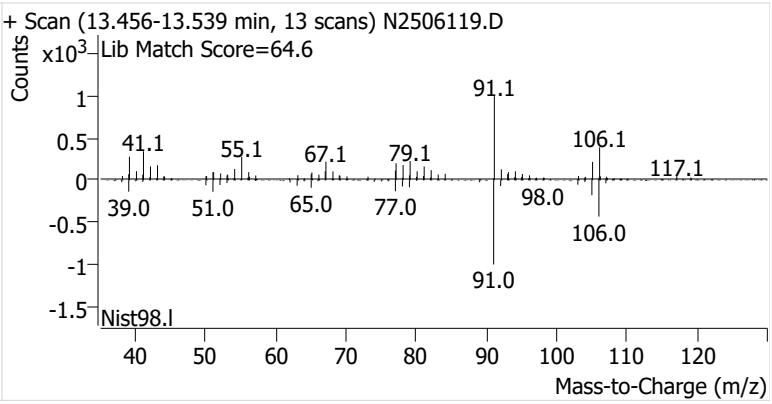
+ Scan (13.456-13.539 min, 13 scans) N2506119.D
Counts
x10^3
Lib Match Score=64.6
91.1
41.1
55.1
67.1
79.1
106.1
117.1
39.0
51.0
65.0
77.0
98.0
106.0
91.0
Nist98.l
1
0.5
0
-0.5
-1
-1.5
40
50
60
70
80
90
100
110
120
Mass-to-Charge (m/z)

Name	CGOSP-9-B-20250909
Comment	C36880
Data File	N2506120.D
Acq. Date-Time	10/8/2025 9:15:23 PM
Acq. Method File	M325B-TD35
Tube Sorbent	Carbopack X
Analyze Quant Version	12.1
Report Quant Version	12.1

Sample Chromatogram

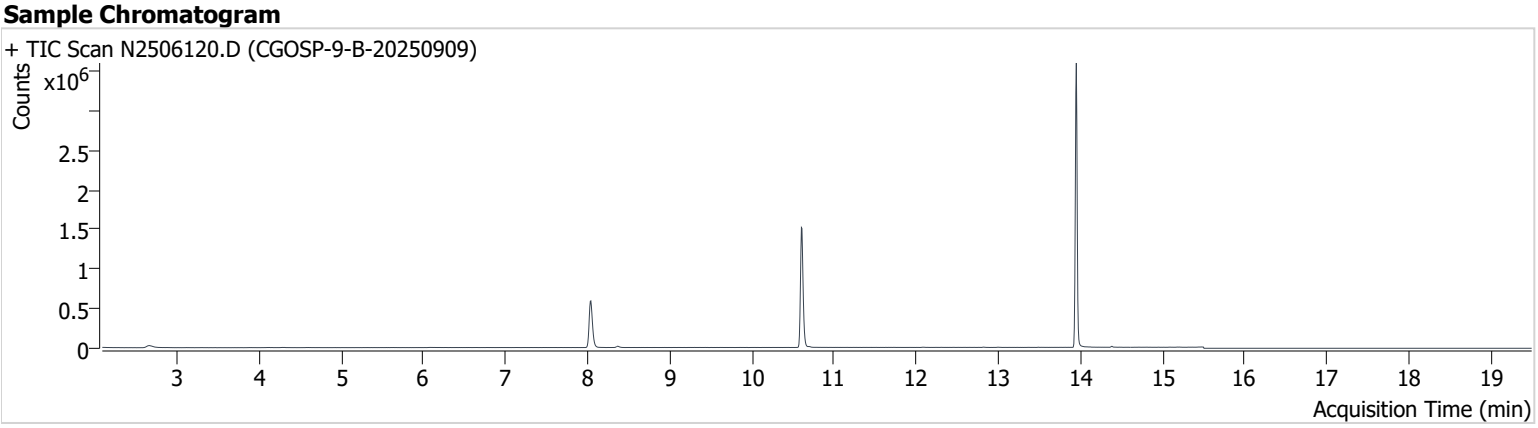

Name	ISTD	RT	ICAL RT	Resp.	Int. Flag
Benzene-d6 (IS)		8.040	8.064	871,872	
Benzene	Benzene-d6 (IS)	8.033	8.119	5,310	
Toluene-d8 (IS)		10.603	10.627	1,299,158	
Toluene	Toluene-d8 (IS)	10.701	10.719	7,819	
Ethylbenzene	Toluene-d8 (IS)	12.824	12.842	2,910	
m-/p-Xylenes	Toluene-d8 (IS)	13.007	13.038	1,862	
o-Xylene	Toluene-d8 (IS)	13.497	13.509	821	

Benzene-d6 (IS)

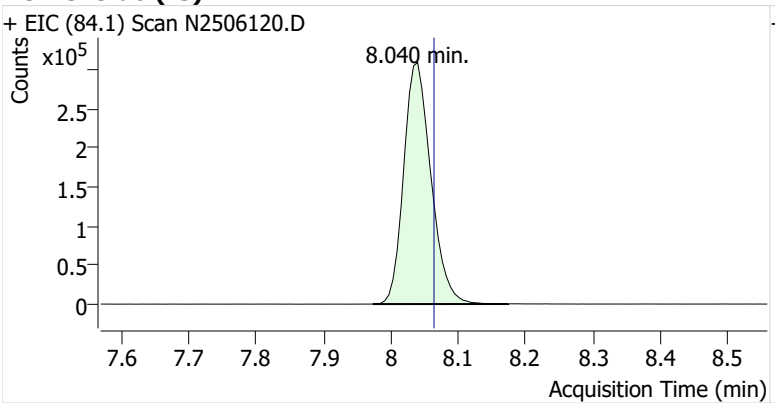

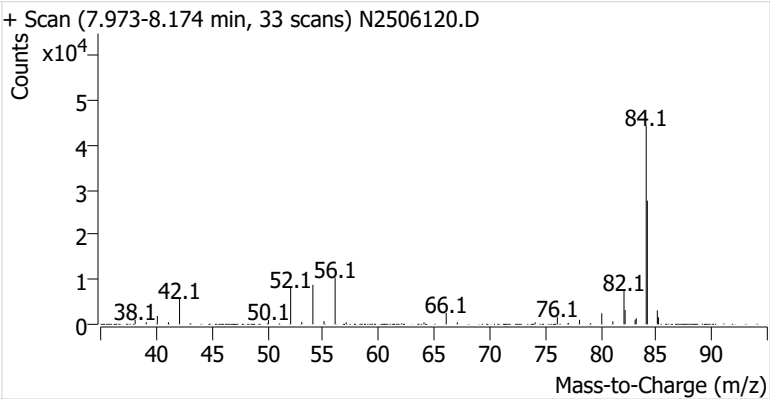

Benzene

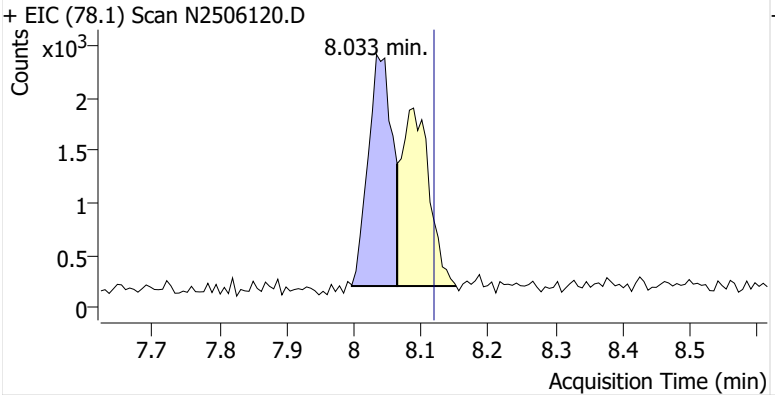

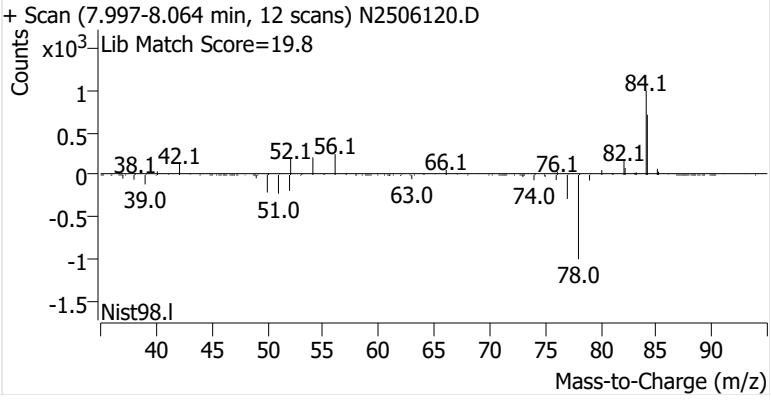

Toluene-d8 (IS)

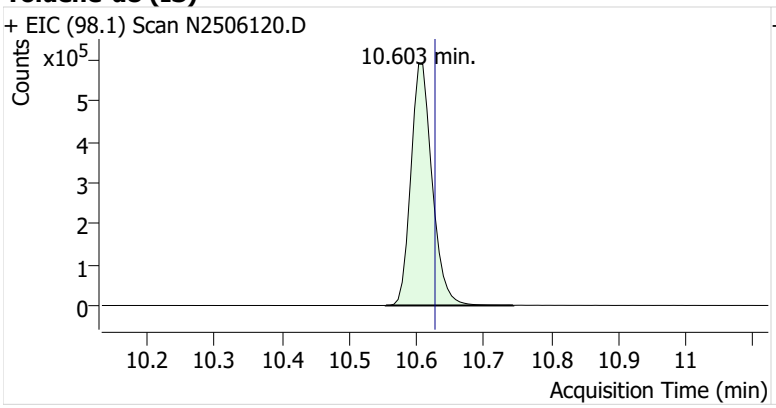

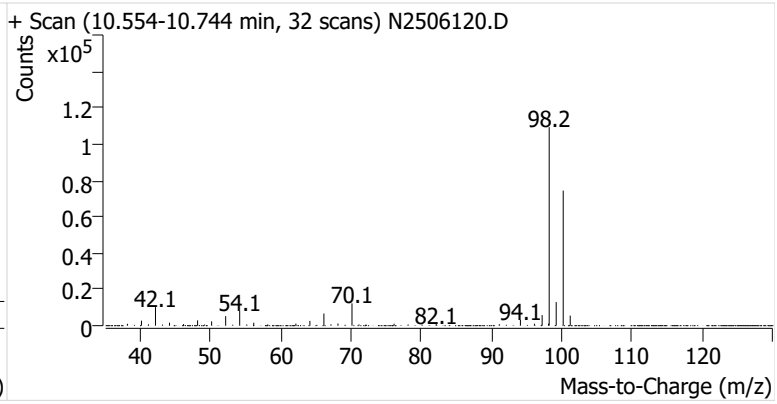

Toluene

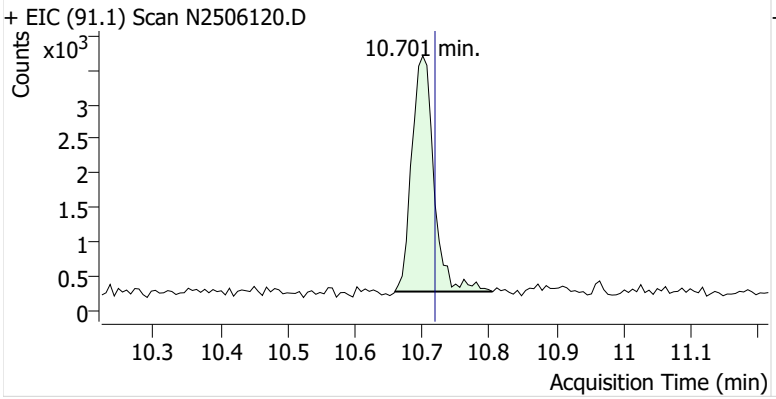

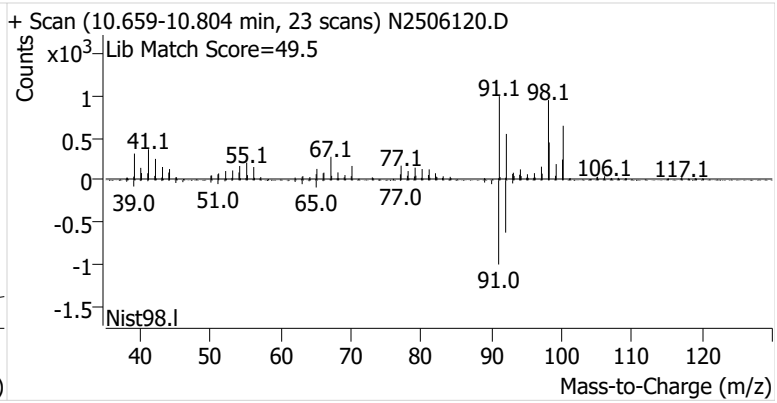

Ethylbenzene

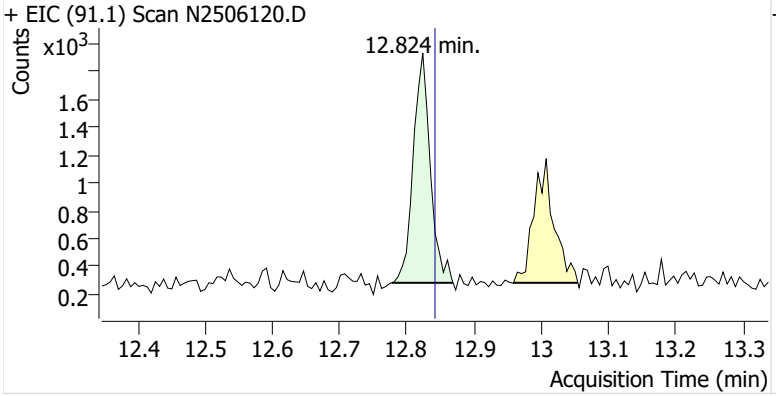

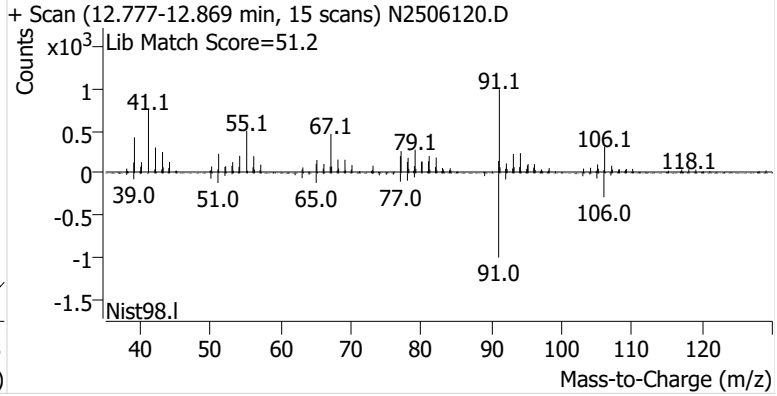

m-/p-Xylenes

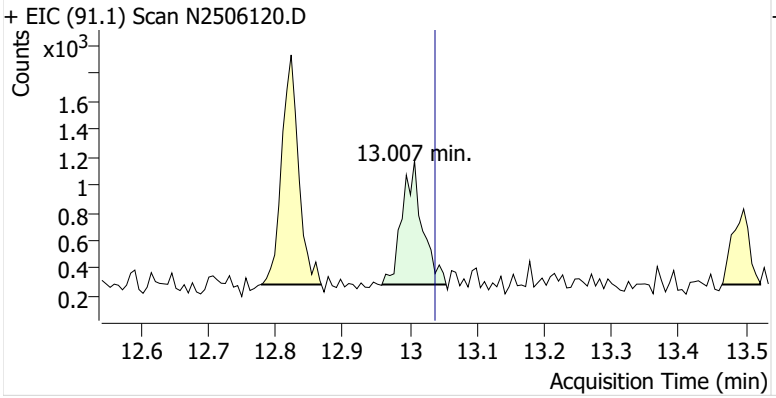

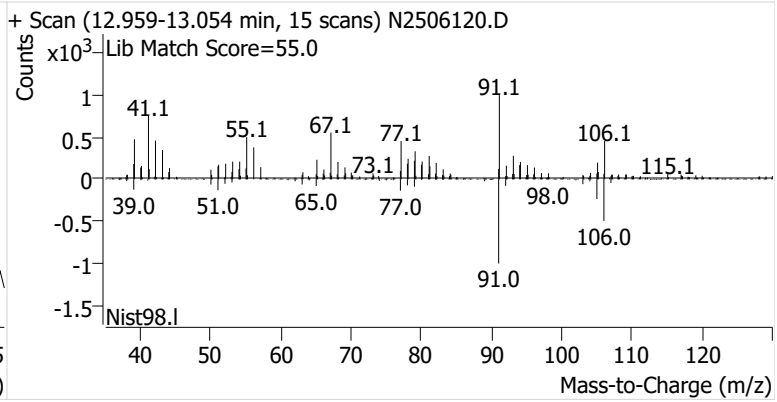

o-Xylene

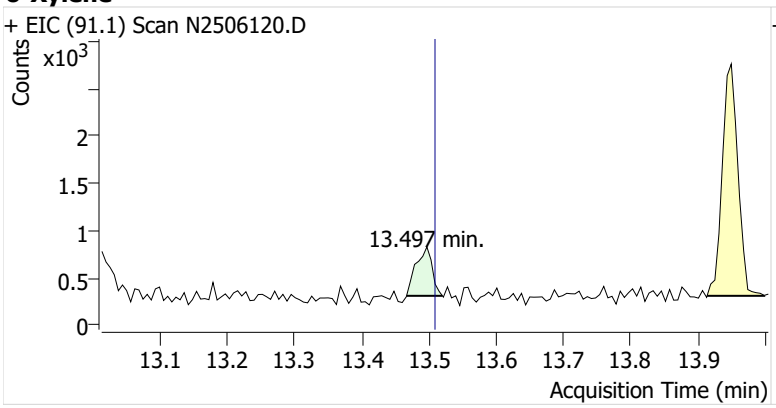
+ EIC (91.1) Scan N2506120.D
Counts
x10^3
2
1.5
1
0.5
0
13.497 min.
13.1 13.2 13.3 13.4 13.5 13.6 13.7 13.8 13.9
Acquisition Time (min)

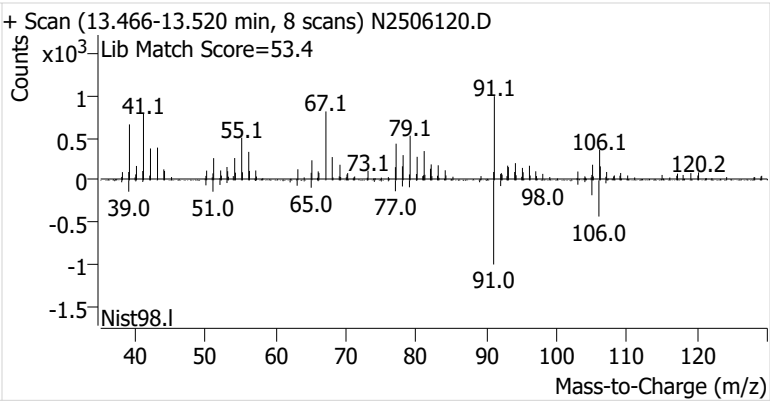
+ Scan (13.466-13.520 min, 8 scans) N2506120.D
Counts
x10^3
Lib Match Score=53.4
1
0.5
0
-0.5
-1
-1.5
41.1
55.1
67.1
73.1
79.1
91.1
106.1
120.2
39.0
51.0
65.0
77.0
98.0
106.0
91.0
Nist98.l
40 50 60 70 80 90 100 110 120
Mass-to-Charge (m/z)

Name	CGOSP-3-B-20250909
Comment	C20547
Data File	N2506121.D
Acq. Date-Time	10/8/2025 9:55:21 PM
Acq. Method File	M325B-TD35
Tube Sorbent	Carbopack X
Analyze Quant Version	12.1
Report Quant Version	12.1

Sample Chromatogram

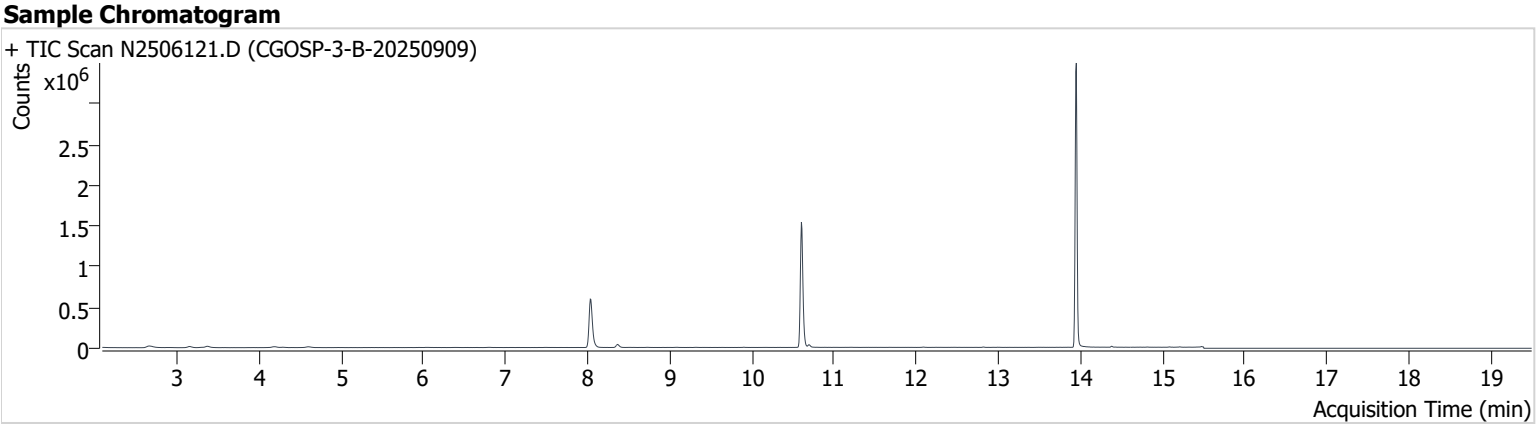

Name	ISTD	RT	ICAL RT	Resp.	Int. Flag
Benzene-d6 (IS)		8.040	8.064	869,695	
Benzene	Benzene-d6 (IS)	8.089	8.119	29,604	
Toluene-d8 (IS)		10.603	10.627	1,289,579	
Toluene	Toluene-d8 (IS)	10.695	10.719	25,669	
Ethylbenzene	Toluene-d8 (IS)	12.818	12.842	3,732	
m-/p-Xylenes	Toluene-d8 (IS)	12.995	13.038	1,756	
o-Xylene	Toluene-d8 (IS)	13.485	13.509	659	

Benzene-d6 (IS)

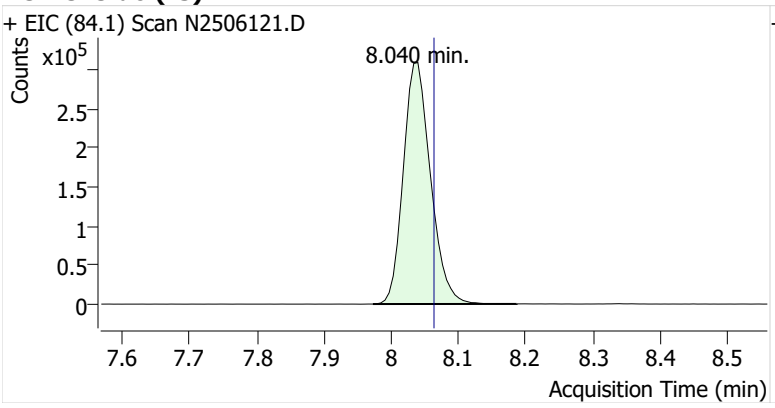

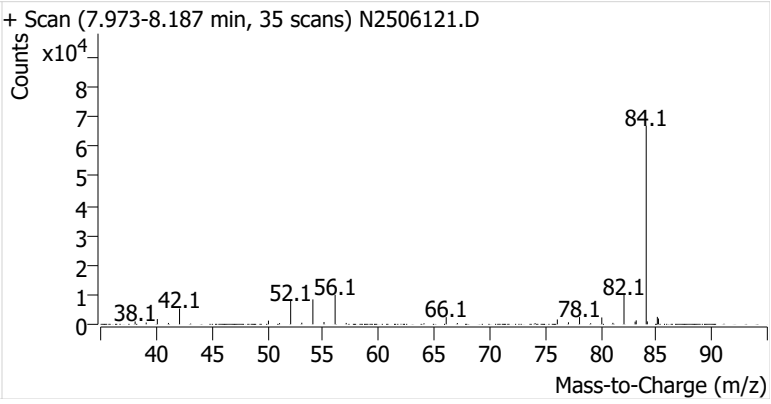

Benzene

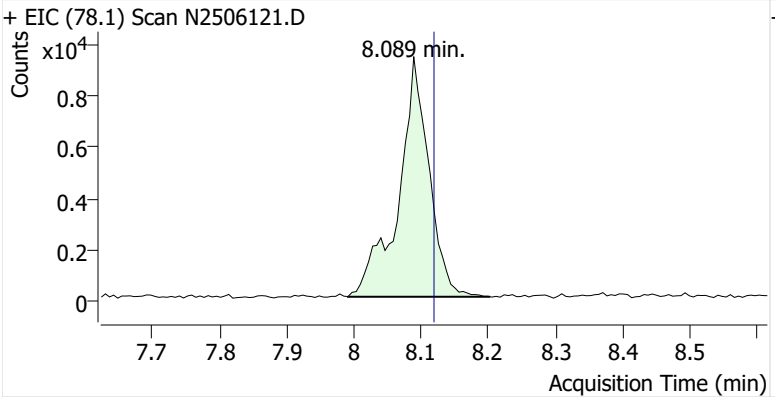

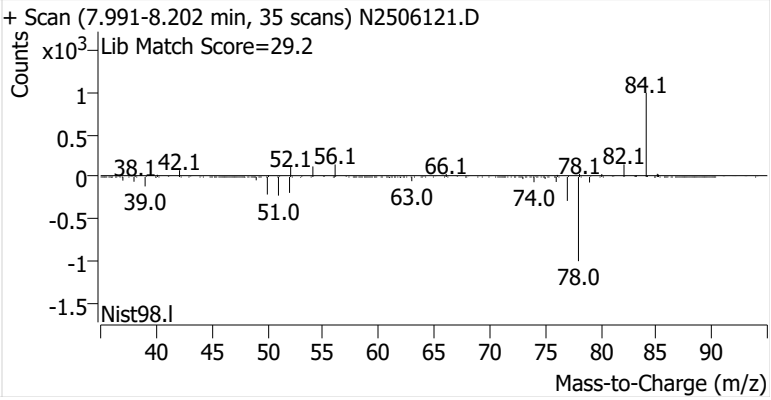

Toluene-d8 (IS)

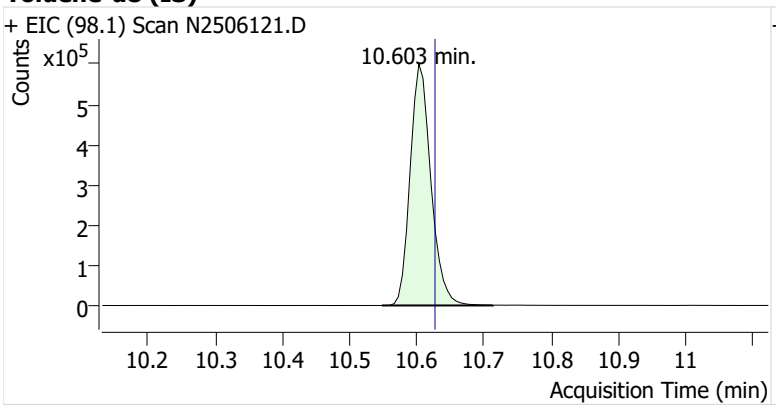

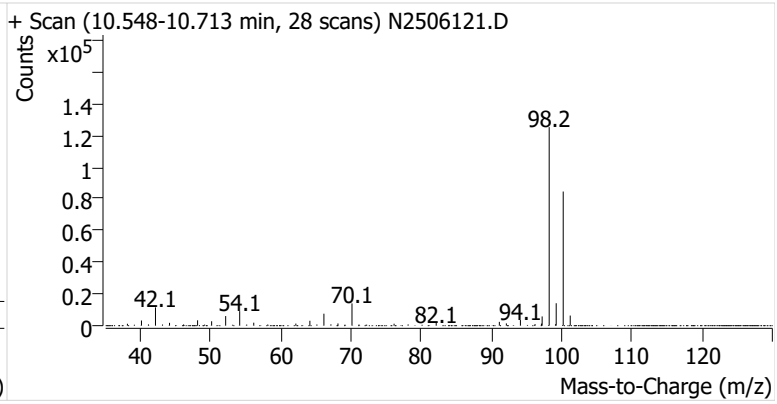

Toluene

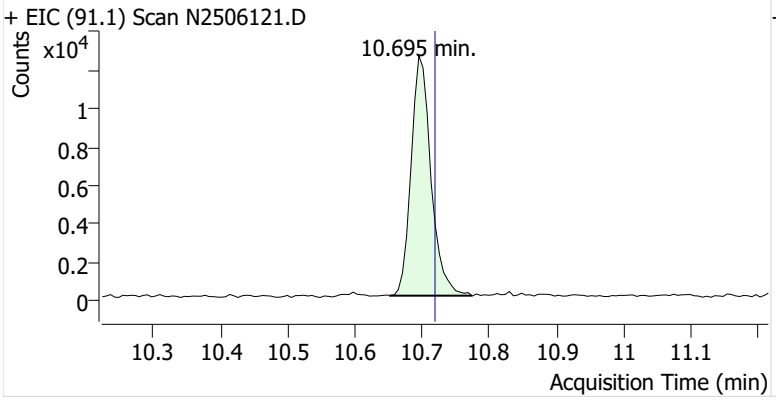

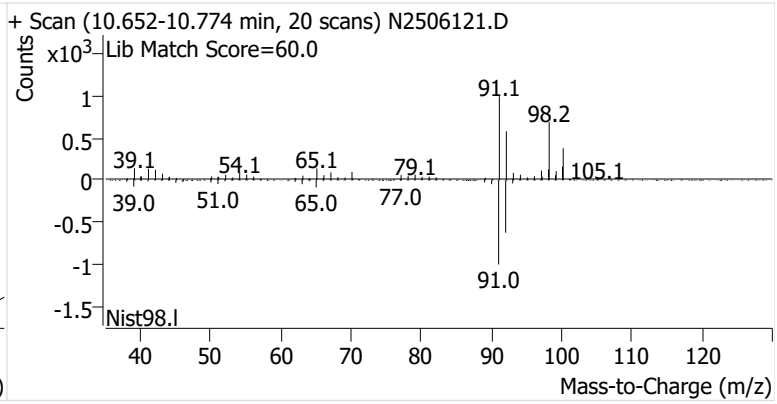

Ethylbenzene

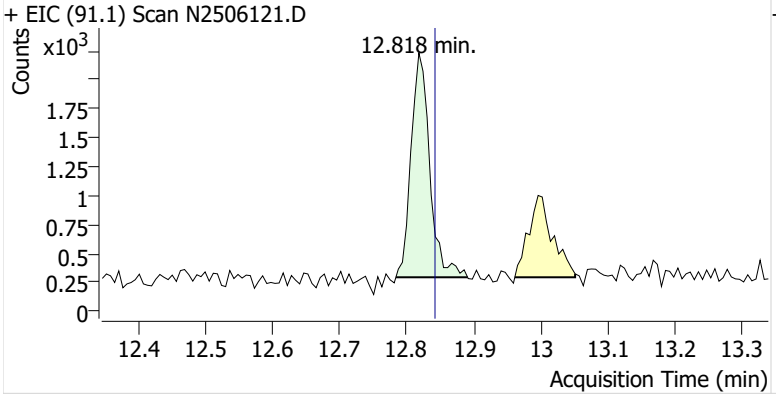

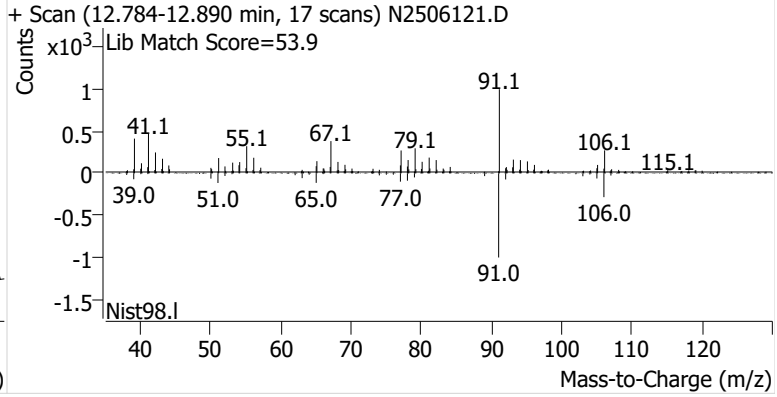

m-/p-Xylenes

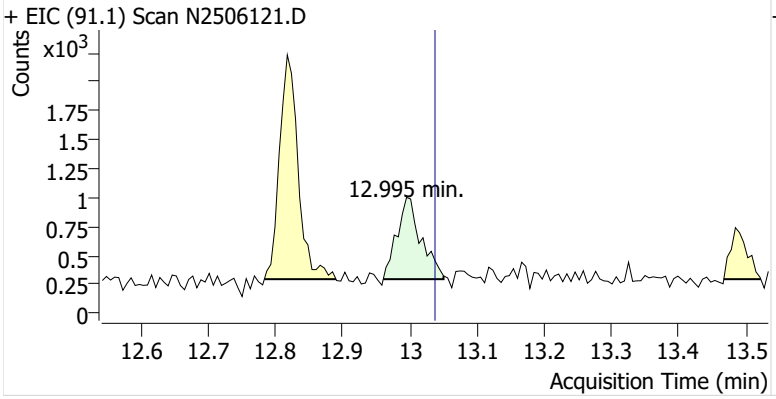

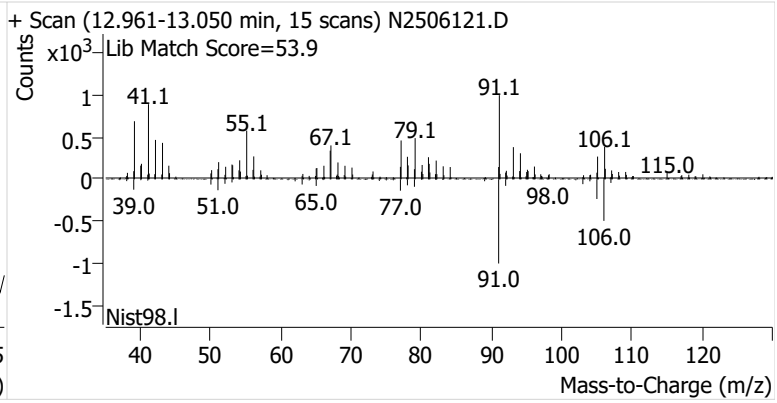

o-Xylene

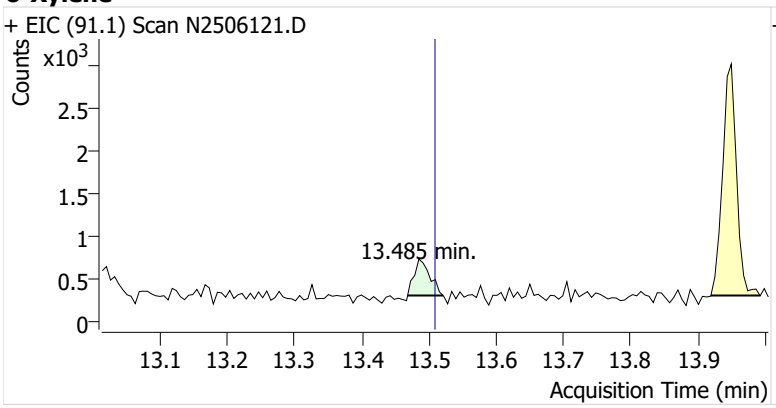
+ EIC (91.1) Scan N2506121.D
Counts
x10^3
2.5
2
1.5
1
0.5
0
13.485 min.
13.1
13.2
13.3
13.4
13.5
13.6
13.7
13.8
13.9
Acquisition Time (min)

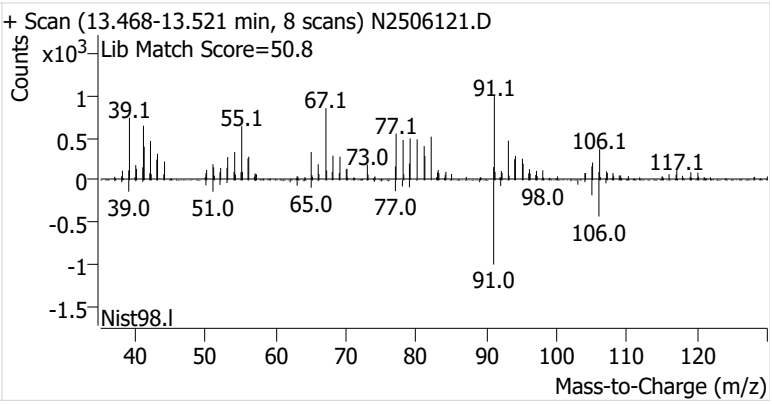
+ Scan (13.468-13.521 min, 8 scans) N2506121.D
Counts
x10^3
Lib Match Score=50.8
1
0.5
0
-0.5
-1
-1.5
39.1
55.1
67.1
73.0
77.1
91.1
106.1
117.1
39.0
51.0
65.0
77.0
98.0
106.0
91.0
Nist98.l
40
50
60
70
80
90
100
110
120
Mass-to-Charge (m/z)

Name	CGOSP-1-S-20250909
Comment	B19968
Data File	N2506122.D
Acq. Date-Time	10/8/2025 10:35:18 PM
Acq. Method File	M325B-TD35
Tube Sorbent	Carbopack X
Analyze Quant Version	12.1
Report Quant Version	12.1

Sample Chromatogram

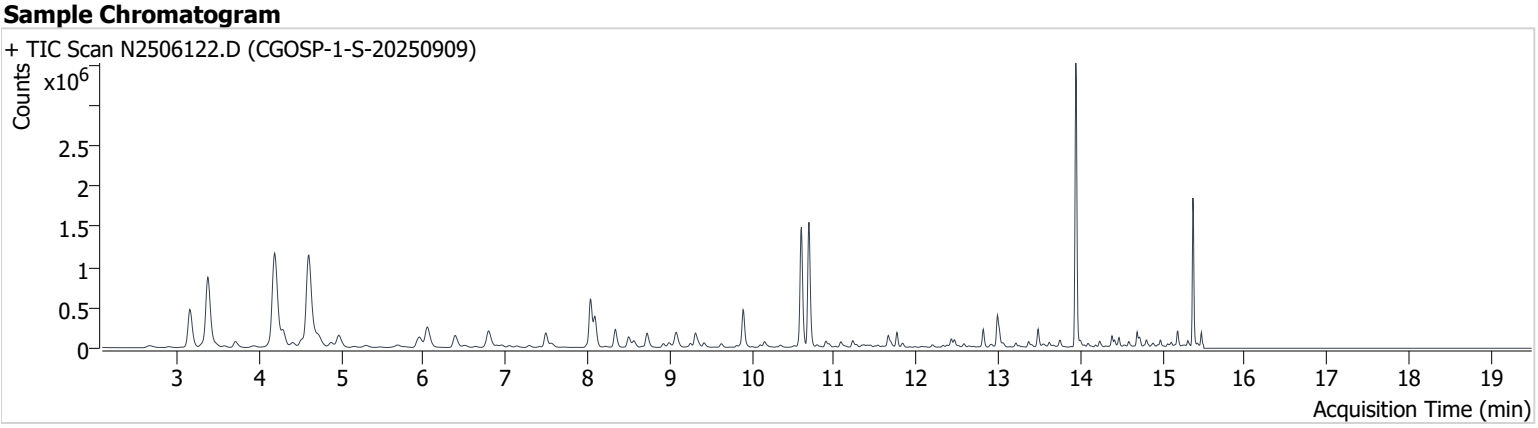

Name	ISTD	RT	ICAL RT	Resp.	Int. Flag
Benzene-d6 (IS)		8.034	8.064	839,744	
Benzene	Benzene-d6 (IS)	8.089	8.119	489,883	
Toluene-d8 (IS)		10.603	10.627	1,252,096	
Toluene	Toluene-d8 (IS)	10.695	10.719	1,382,947	
Ethylbenzene	Toluene-d8 (IS)	12.818	12.842	169,904	
m-/p-Xylenes	Toluene-d8 (IS)	12.989	13.038	344,741	
o-Xylene	Toluene-d8 (IS)	13.485	13.509	133,725	

Benzene-d6 (IS)

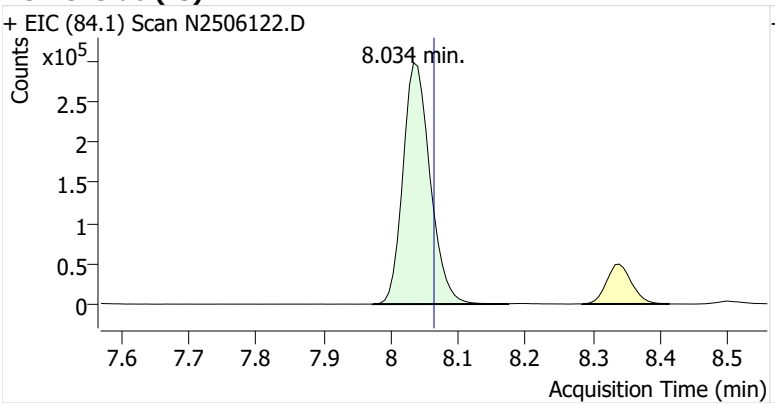

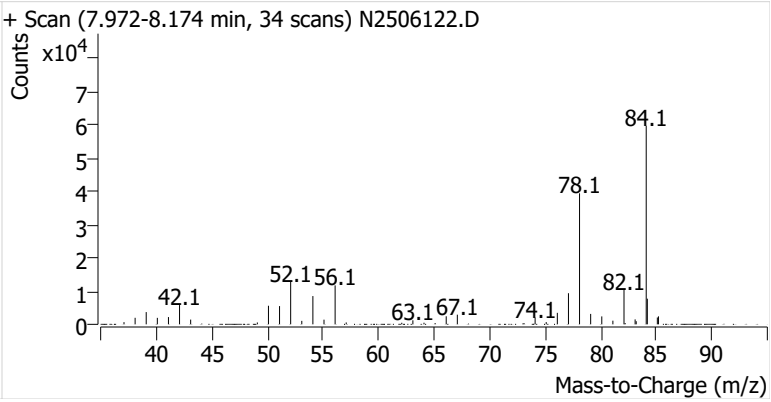

Benzene

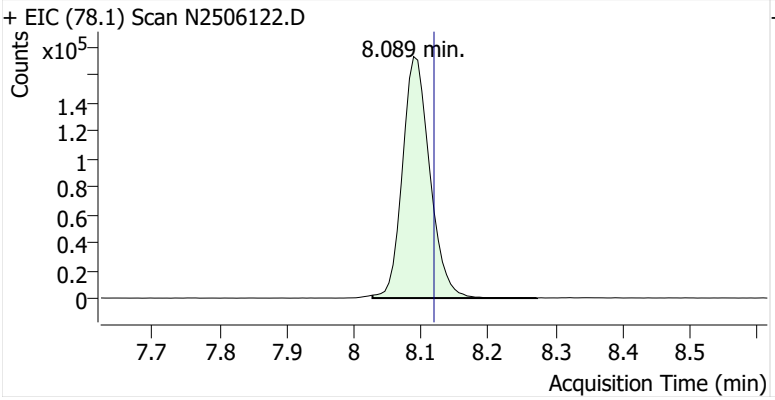

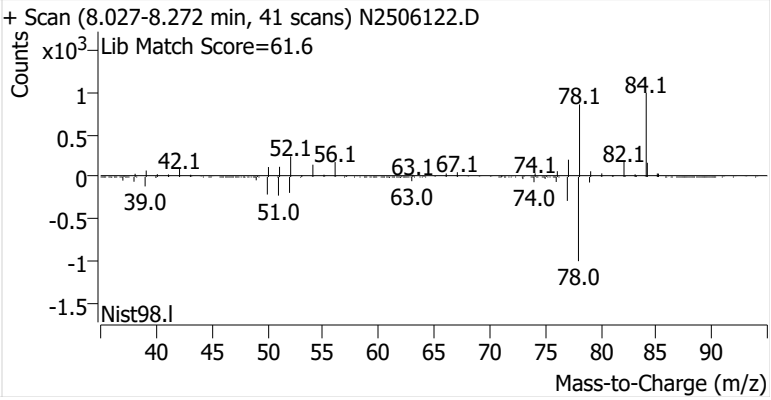

Toluene-d8 (IS)

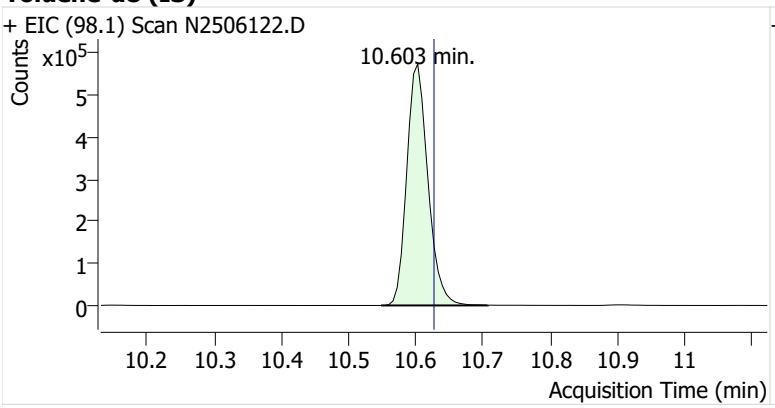

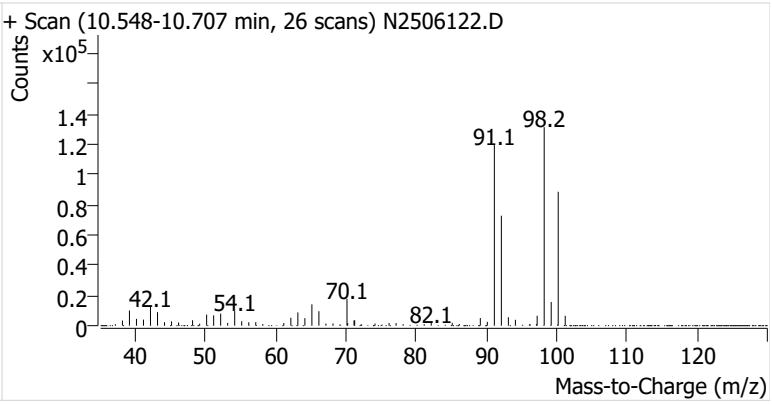

Toluene

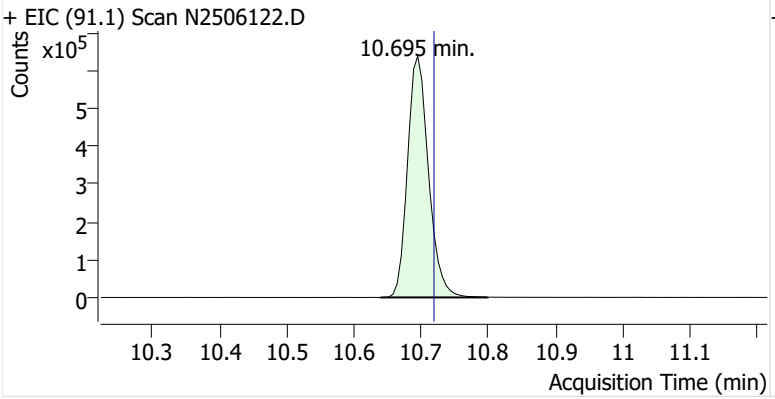

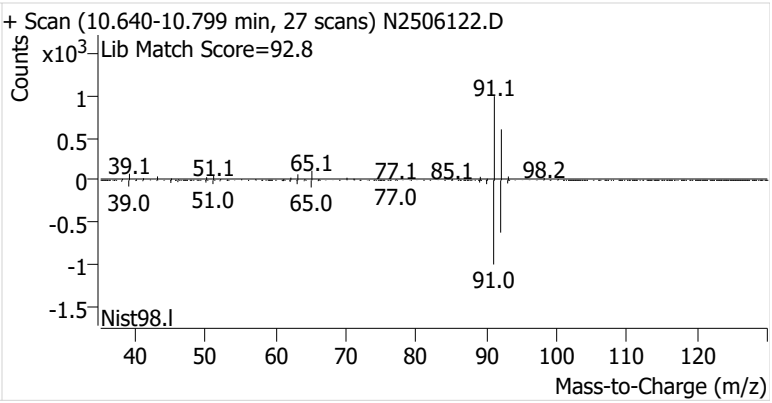

Ethylbenzene

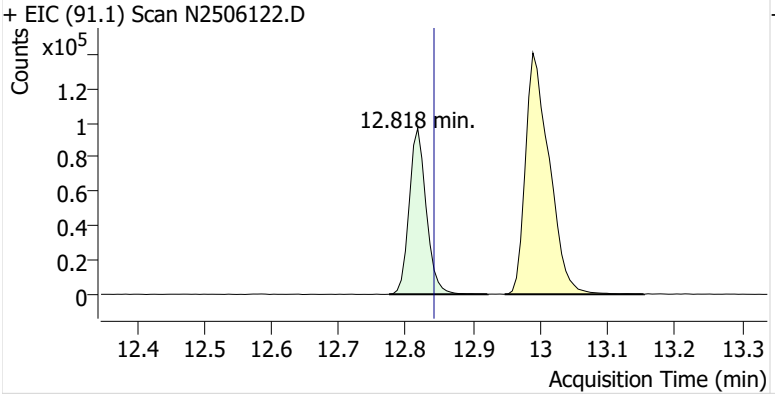

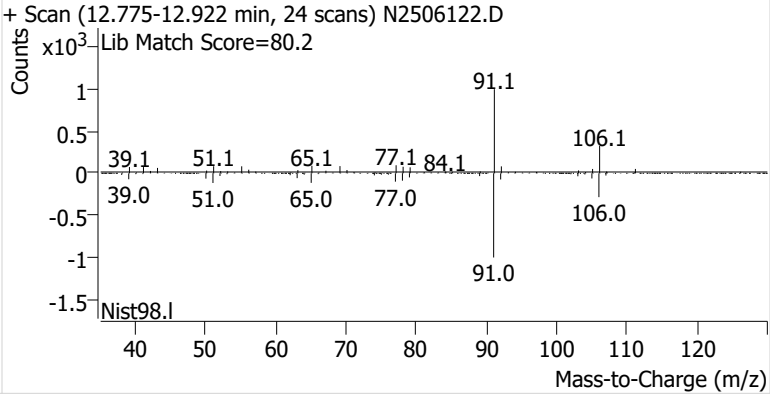

m-/p-Xylenes

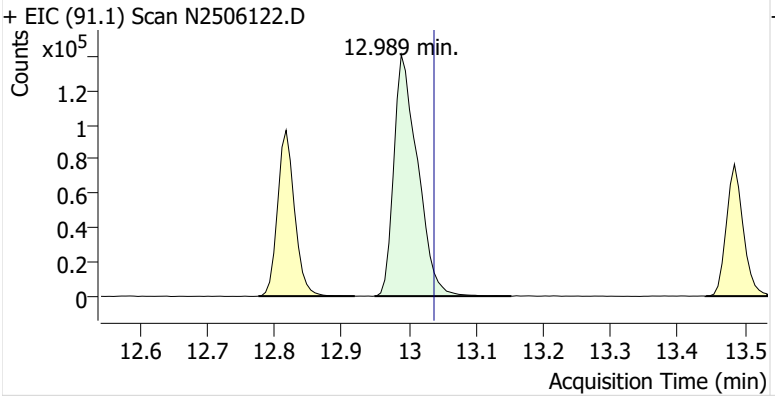

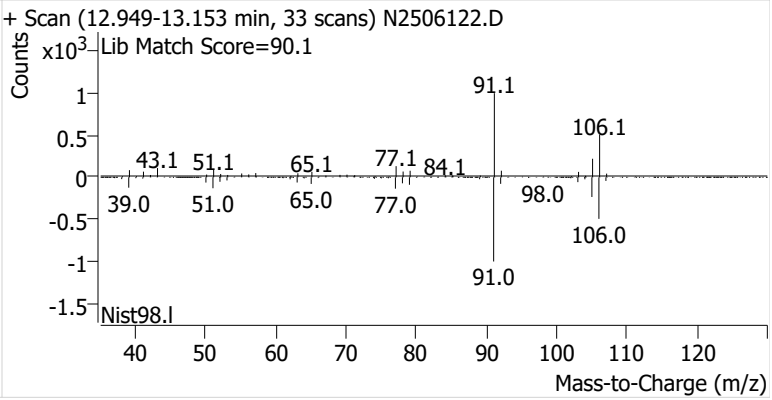

o-Xylene

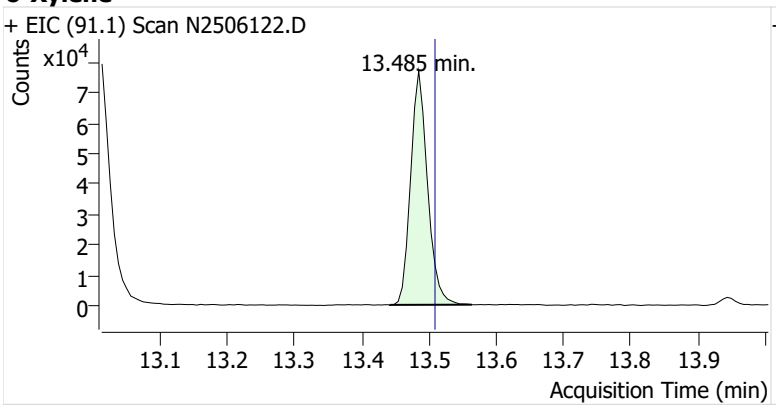
+ EIC (91.1) Scan N2506122.D
Counts
x10^4
13.485 min.
7
6
5
4
3
2
1
0
13.1
13.2
13.3
13.4
13.5
13.6
13.7
13.8
13.9
Acquisition Time (min)

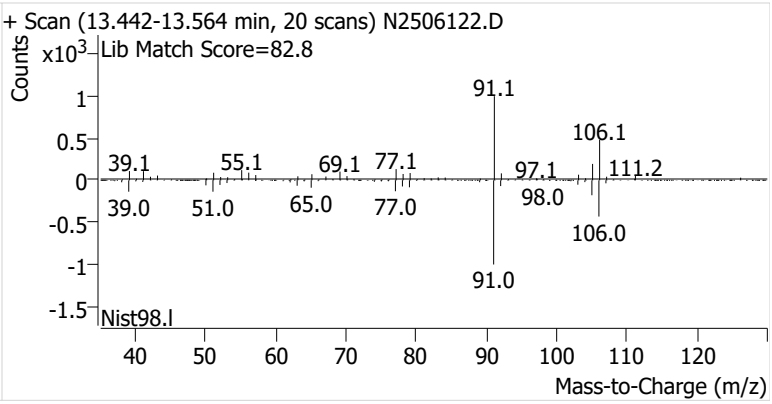
+ Scan (13.442-13.564 min, 20 scans) N2506122.D
Counts
x10^3
Lib Match Score=82.8
91.1
106.1
39.1
55.1
69.1
77.1
97.1
111.2
39.0
51.0
65.0
77.0
98.0
106.0
91.0
1
0.5
0
-0.5
-1
-1.5
Nist98.l
40
50
60
70
80
90
100
110
120
Mass-to-Charge (m/z)

Name	CGOSP-2-S-20250909
Comment	C40509
Data File	N2506123.D
Acq. Date-Time	10/8/2025 11:15:14 PM
Acq. Method File	M325B-TD35
Tube Sorbent	Carbopack X
Analyze Quant Version	12.1
Report Quant Version	12.1

Sample Chromatogram

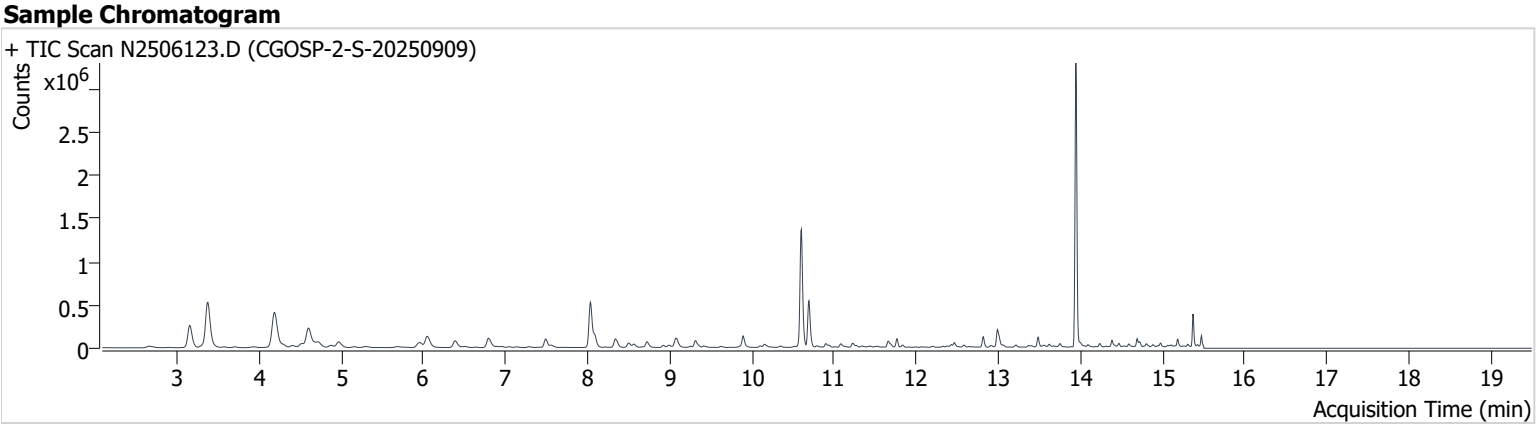

Name	ISTD	RT	ICAL RT	Resp.	Int. Flag
Benzene-d6 (IS)		8.034	8.064	759,992	
Benzene	Benzene-d6 (IS)	8.089	8.119	174,099	
Toluene-d8 (IS)		10.603	10.627	1,167,449	
Toluene	Toluene-d8 (IS)	10.695	10.719	464,491	
Ethylbenzene	Toluene-d8 (IS)	12.818	12.842	95,321	
m-/p-Xylenes	Toluene-d8 (IS)	12.989	13.038	182,460	
o-Xylene	Toluene-d8 (IS)	13.485	13.509	68,230	

Benzene-d6 (IS)

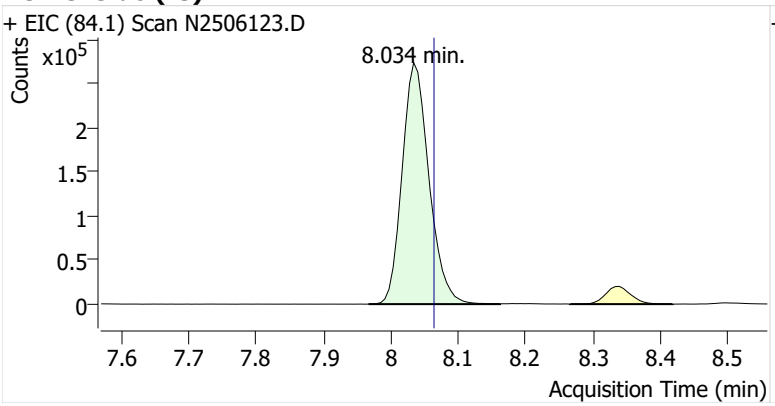

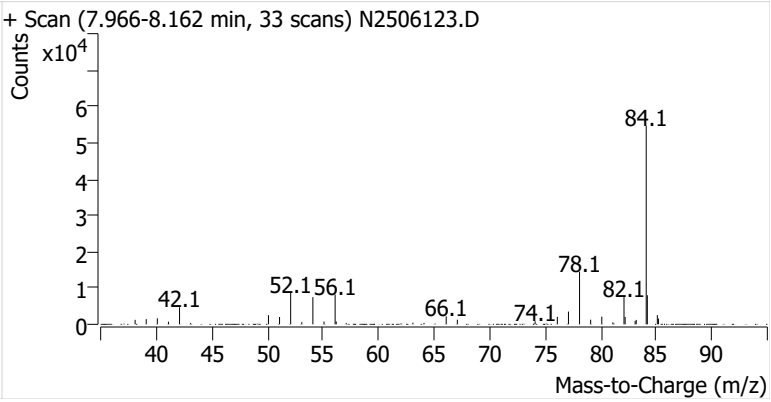

Benzene

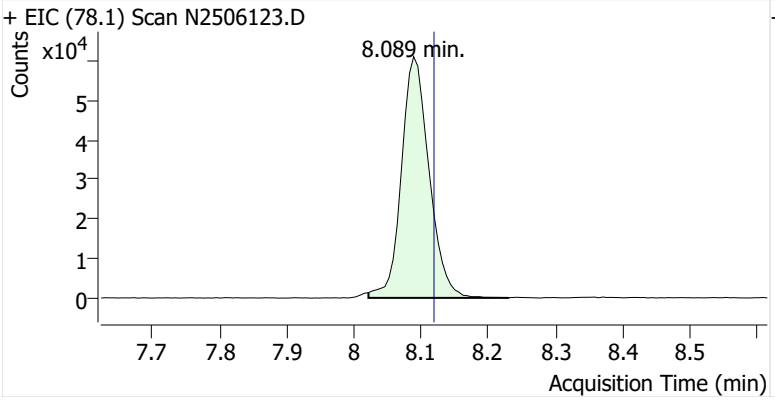

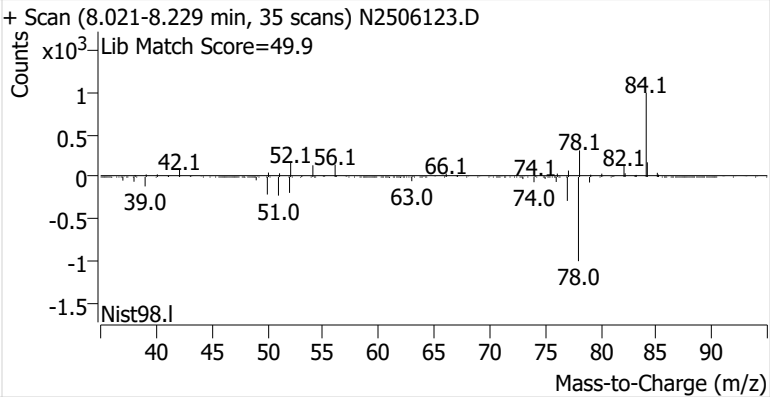

Toluene-d8 (IS)

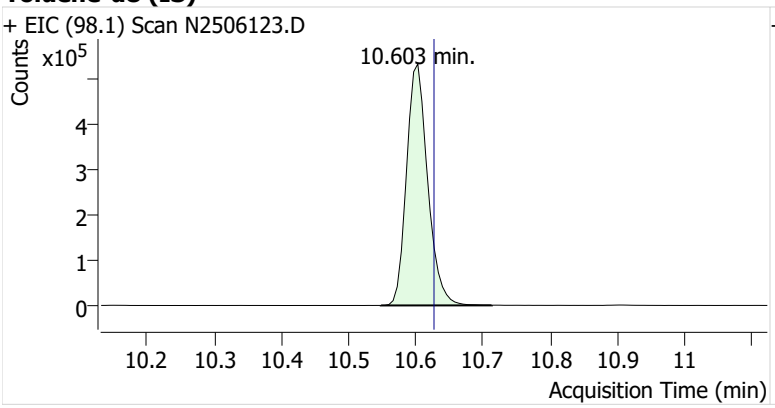

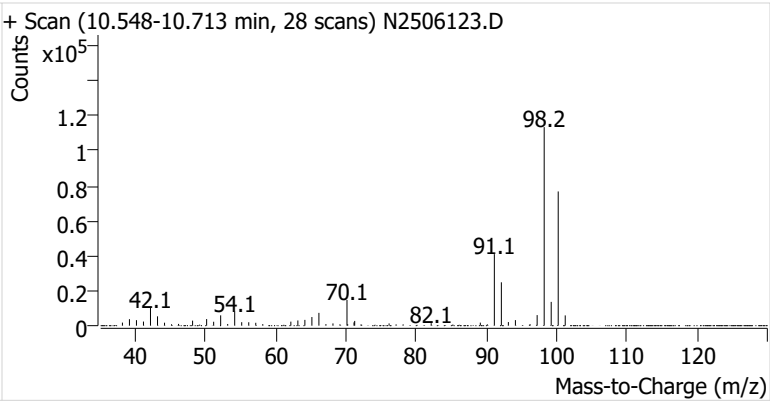

Toluene

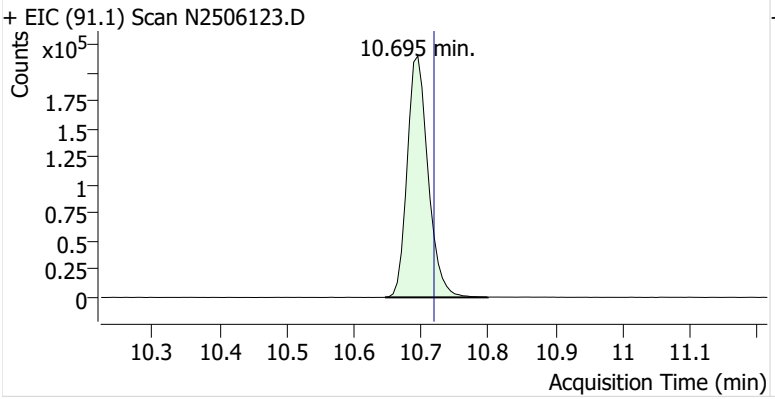

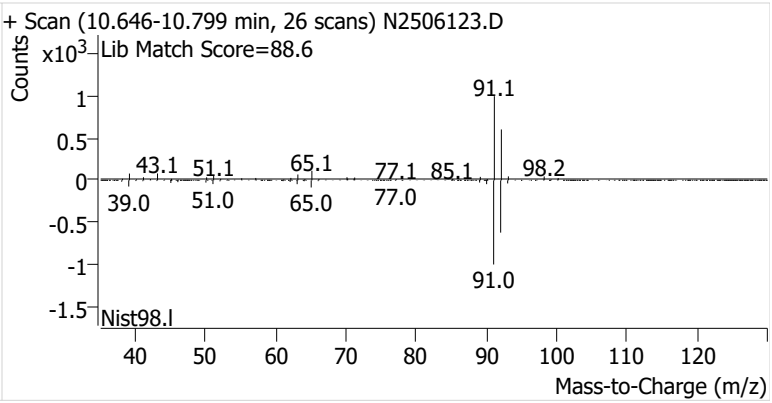

Ethylbenzene

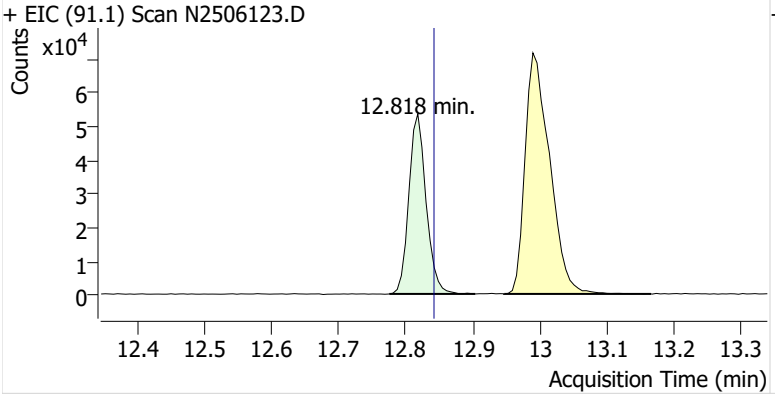

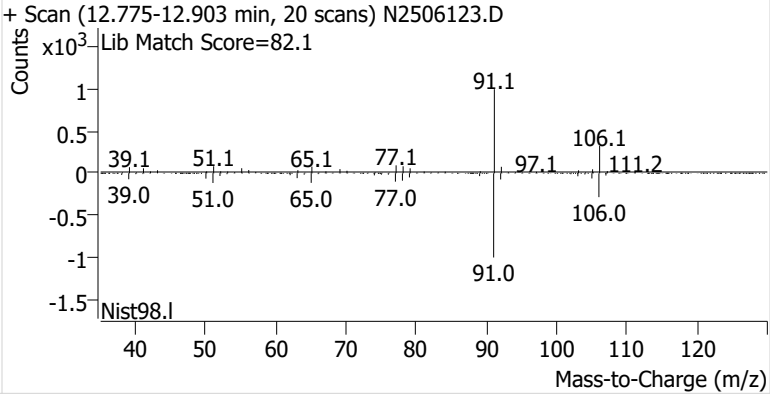

m-/p-Xylenes

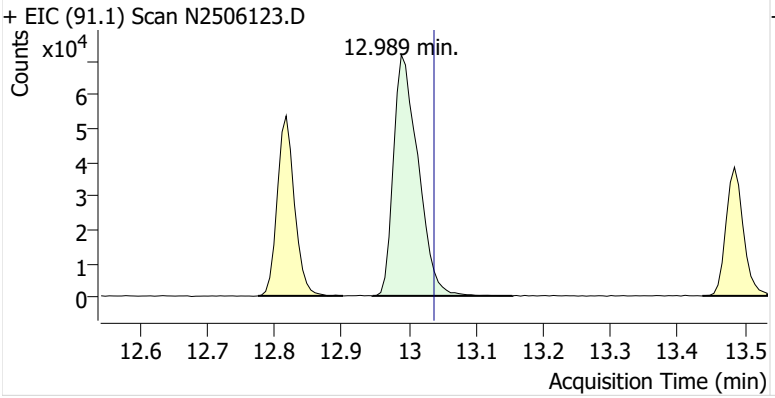

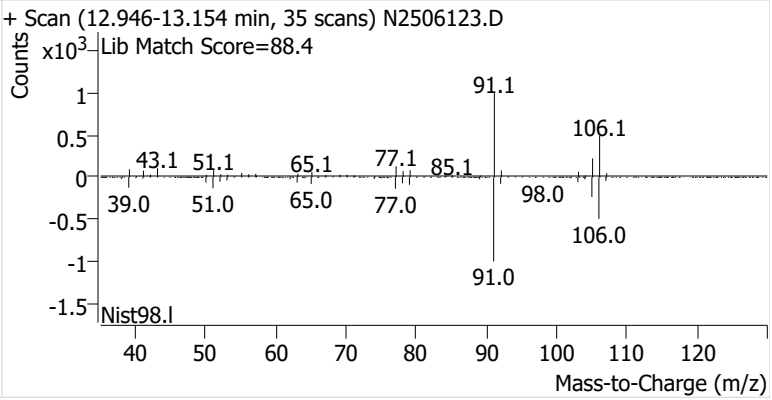

o-Xylene

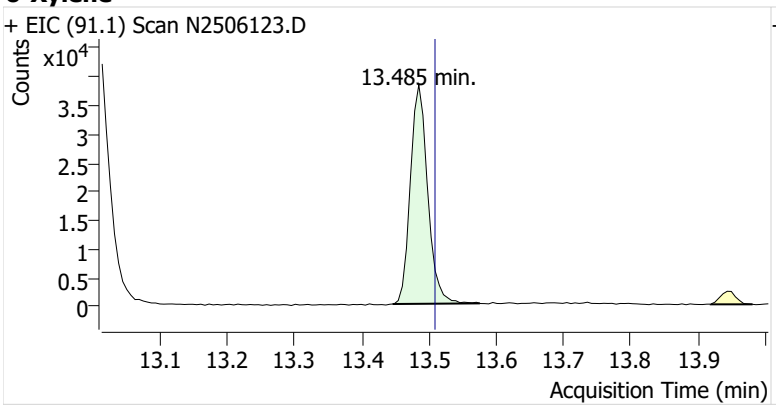
+ EIC (91.1) Scan N2506123.D
Counts
x10^4
13.485 min.
Acquisition Time (min)

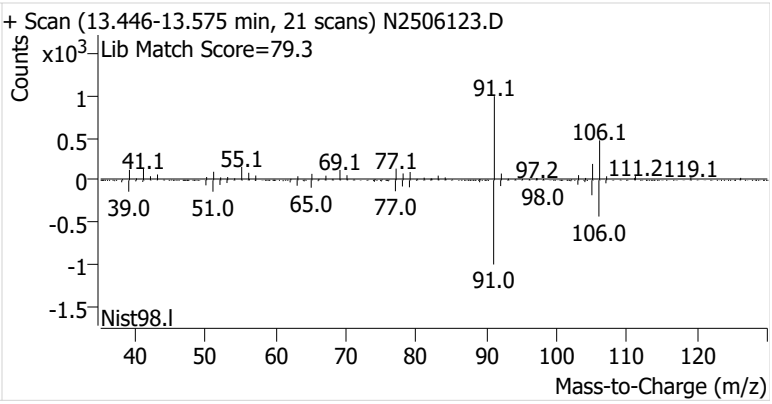
+ Scan (13.446-13.575 min, 21 scans) N2506123.D
Counts
x10^3
Lib Match Score=79.3
91.1
106.1
41.1
55.1
69.1
77.1
97.2
111.2
119.1
39.0
51.0
65.0
77.0
98.0
106.0
91.0
Nist98.l
Mass-to-Charge (m/z)

Name	CGOSP-3-S-20250909
Comment	C43614
Data File	N2506124.D
Acq. Date-Time	10/8/2025 11:55:10 PM
Acq. Method File	M325B-TD35
Tube Sorbent	Carbopack X
Analyze Quant Version	12.1
Report Quant Version	12.1

Sample Chromatogram

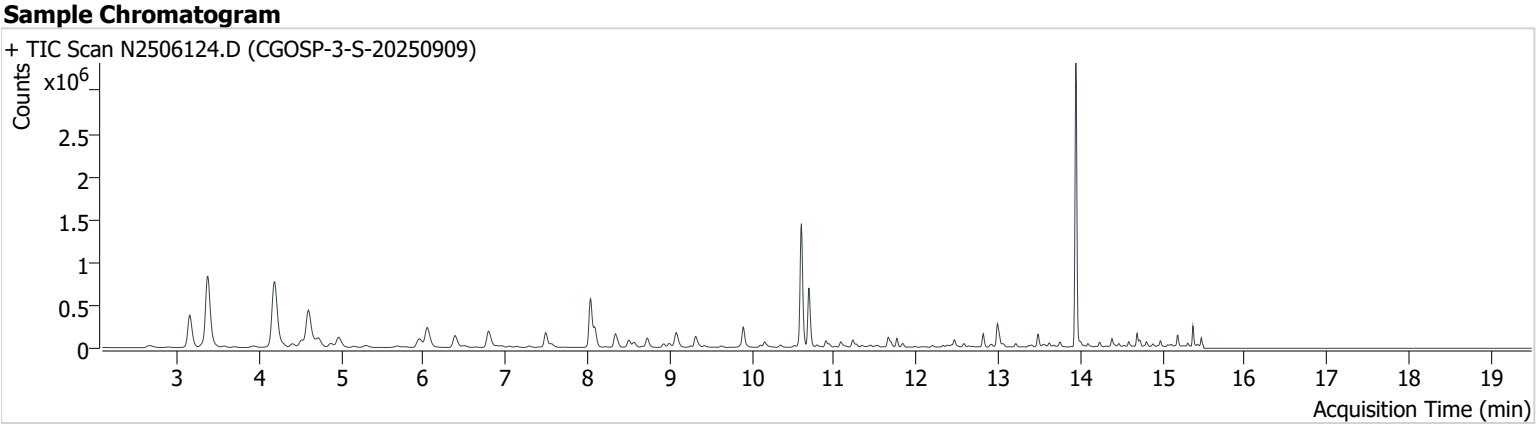

Name	ISTD	RT	ICAL RT	Resp.	Int. Flag
Benzene-d6 (IS)		8.034	8.064	825,815	
Benzene	Benzene-d6 (IS)	8.089	8.119	284,965	
Toluene-d8 (IS)		10.603	10.627	1,218,788	
Toluene	Toluene-d8 (IS)	10.695	10.719	582,929	
Ethylbenzene	Toluene-d8 (IS)	12.818	12.842	118,284	
m-/p-Xylenes	Toluene-d8 (IS)	12.989	13.038	240,754	
o-Xylene	Toluene-d8 (IS)	13.485	13.509	94,477	

Benzene-d6 (IS)

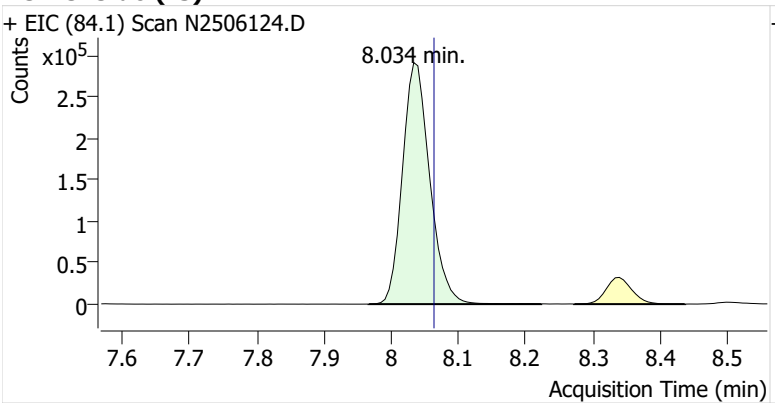

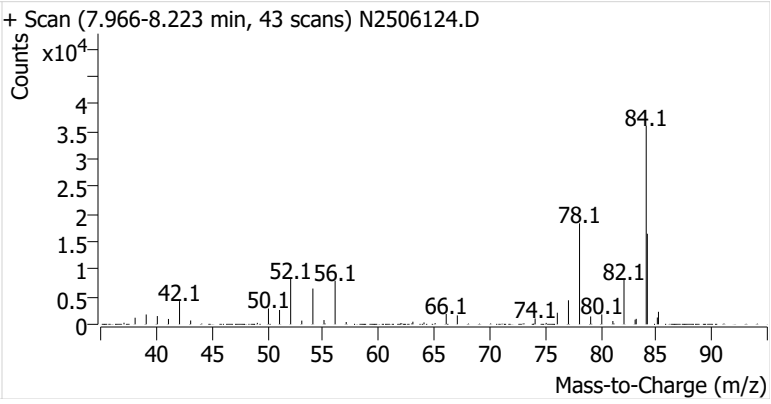

Benzene

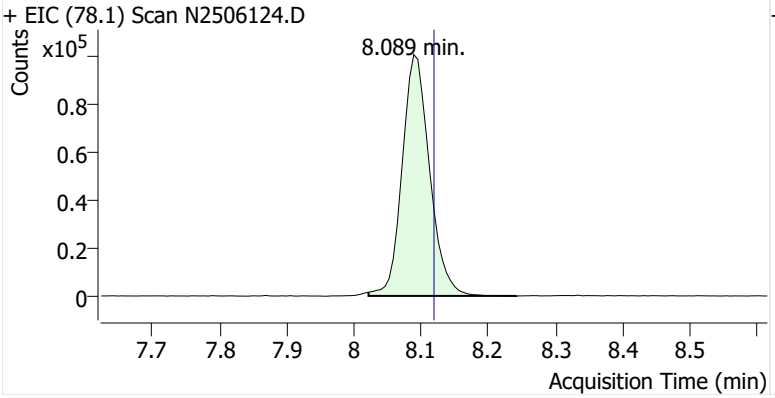

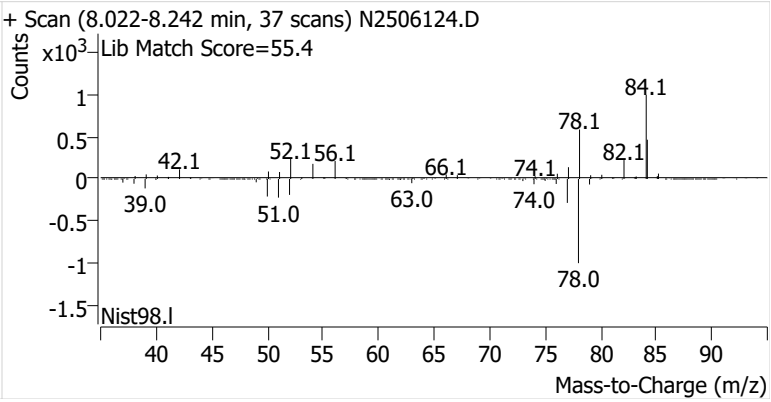

Toluene-d8 (IS)

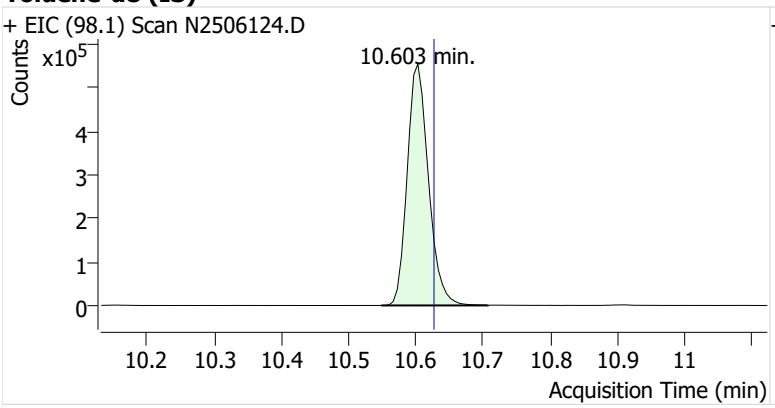

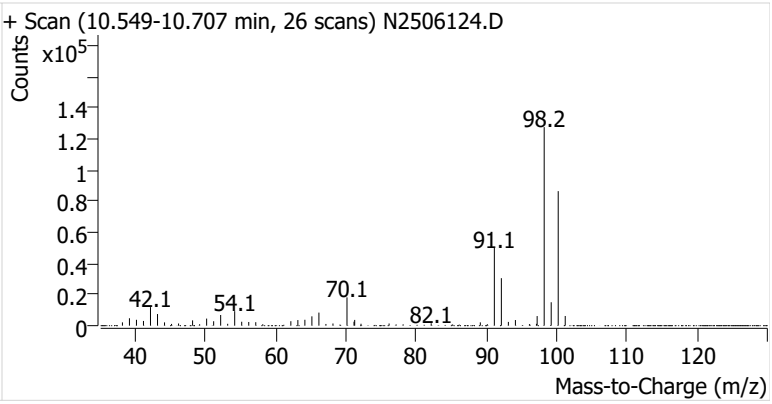

Toluene

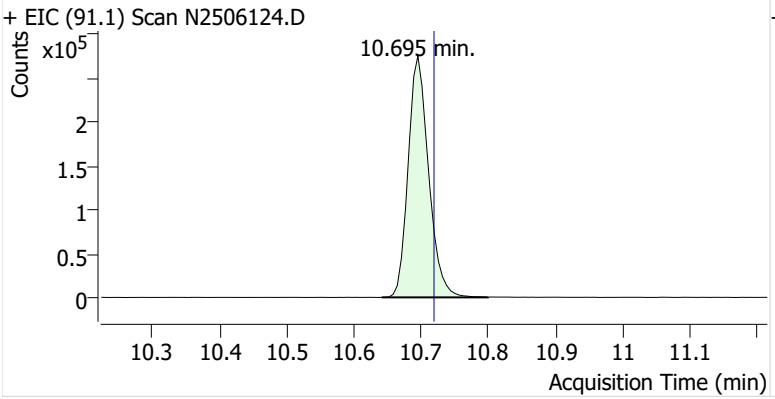

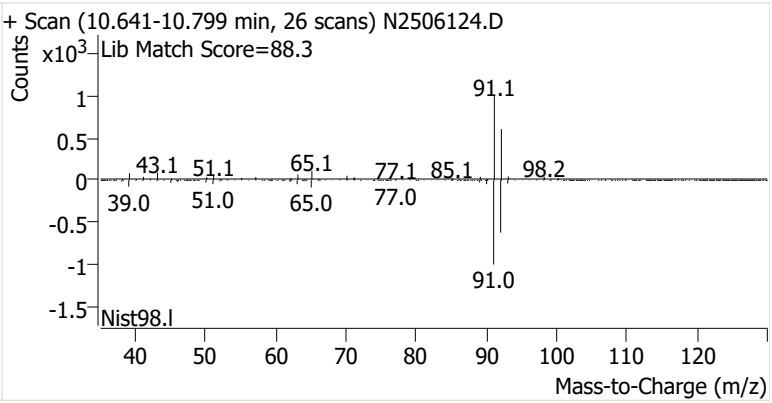

Ethylbenzene

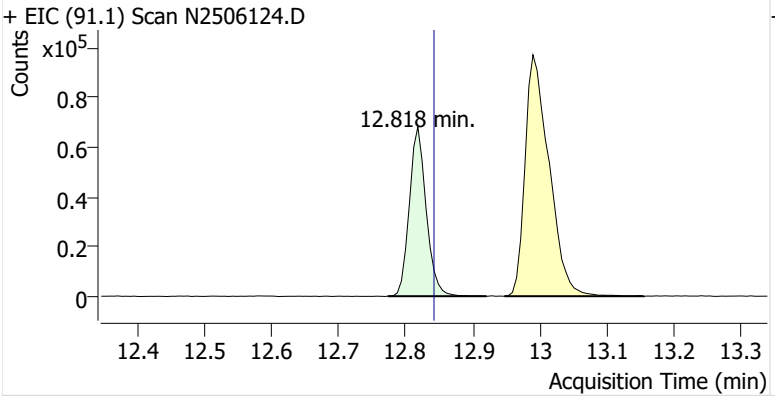

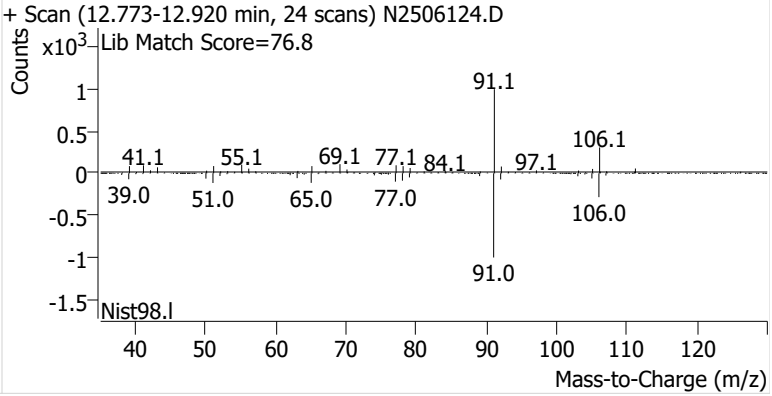

m-/p-Xylenes

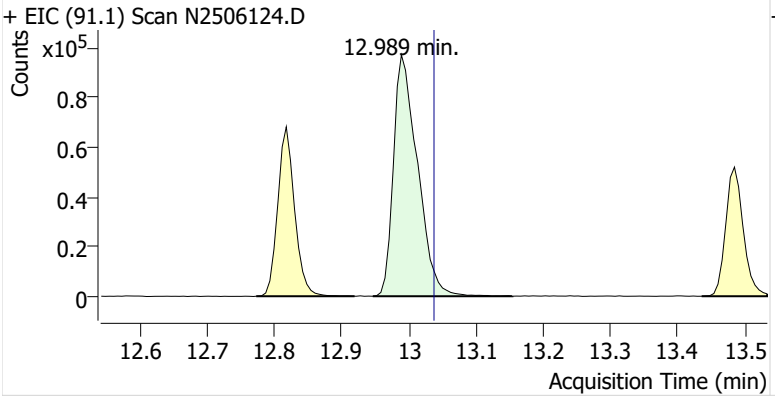

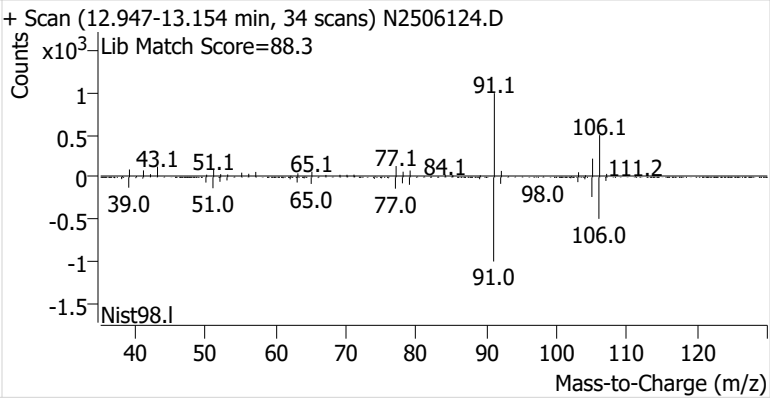

o-Xylene

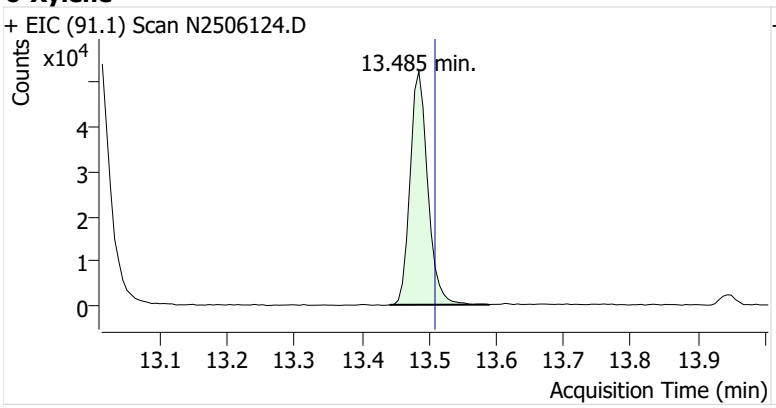
+ EIC (91.1) Scan N2506124.D
Counts
x10^4
13.485 min.
4
3
2
1
0
13.1 13.2 13.3 13.4 13.5 13.6 13.7 13.8 13.9
Acquisition Time (min)

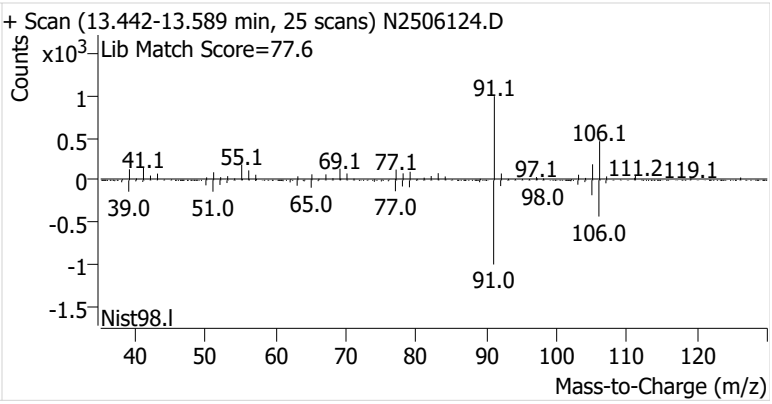
+ Scan (13.442-13.589 min, 25 scans) N2506124.D
Counts
x10^3
Lib Match Score=77.6
91.1
106.1
41.1
55.1
69.1
77.1
97.1
111.2
119.1
39.0
51.0
65.0
77.0
98.0
106.0
91.0
1
0.5
0
-0.5
-1
-1.5
Nist98.l
40 50 60 70 80 90 100 110 120
Mass-to-Charge (m/z)

Name	CGOSP-3-D-20250909
Comment	C40569
Data File	N2506125.D
Acq. Date-Time	10/9/2025 12:35:08 AM
Acq. Method File	M325B-TD35
Tube Sorbent	Carbopack X
Analyze Quant Version	12.1
Report Quant Version	12.1

Sample Chromatogram

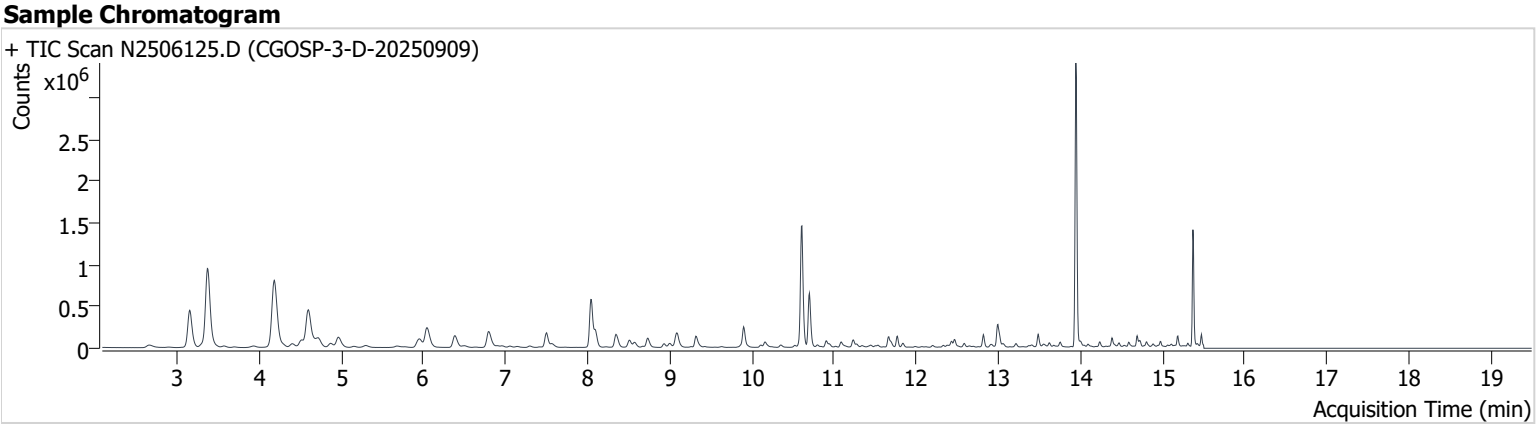

Name	ISTD	RT	ICAL RT	Resp.	Int. Flag
Benzene-d6 (IS)		8.040	8.064	832,627	
Benzene	Benzene-d6 (IS)	8.095	8.119	244,491	
Toluene-d8 (IS)		10.609	10.627	1,233,705	
Toluene	Toluene-d8 (IS)	10.701	10.719	549,031	
Ethylbenzene	Toluene-d8 (IS)	12.818	12.842	110,190	
m-/p-Xylenes	Toluene-d8 (IS)	12.995	13.038	237,586	
o-Xylene	Toluene-d8 (IS)	13.485	13.509	90,192	

Benzene-d6 (IS)

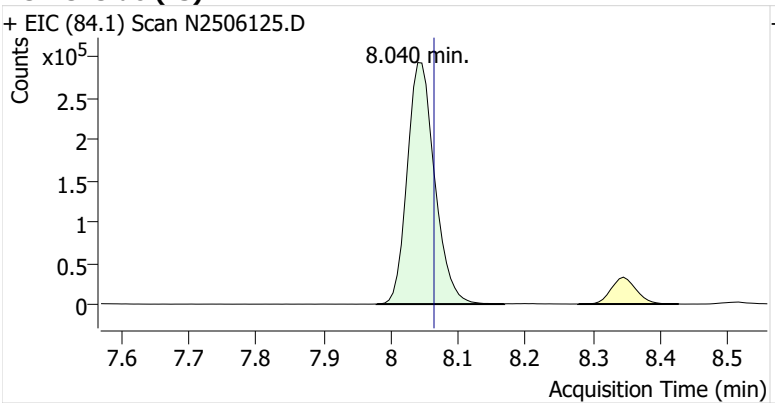

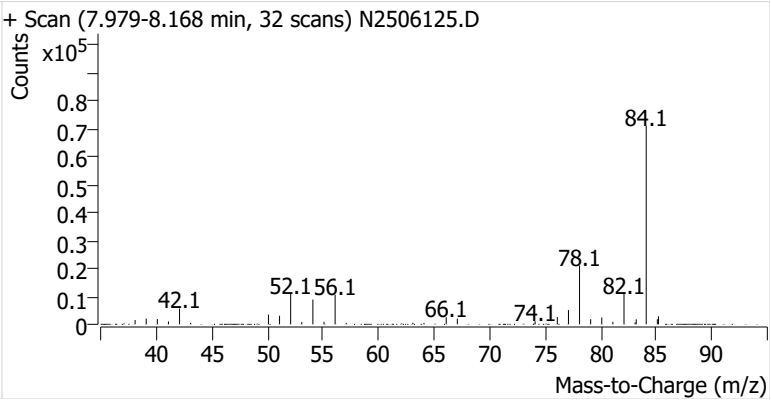

Benzene

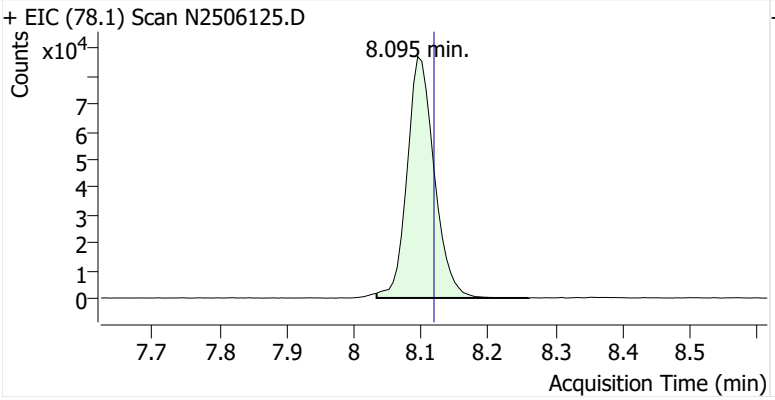

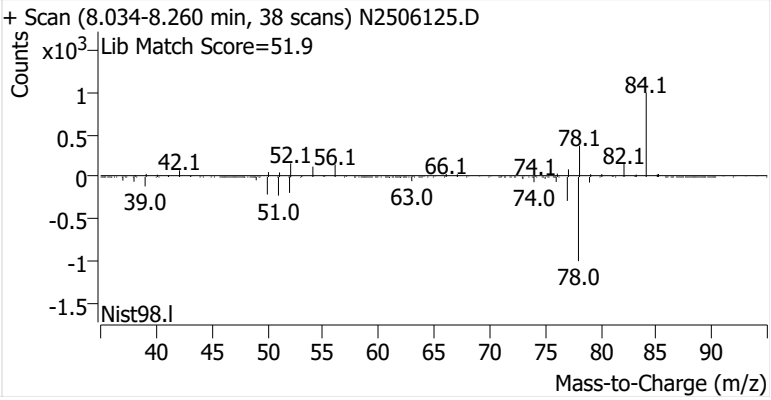

Toluene-d8 (IS)

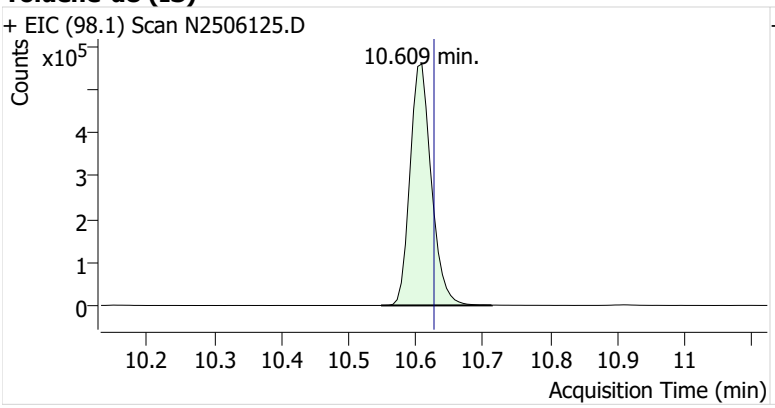

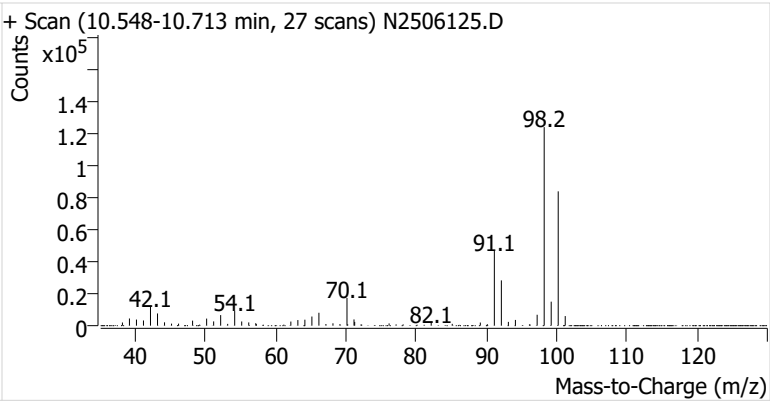

Toluene

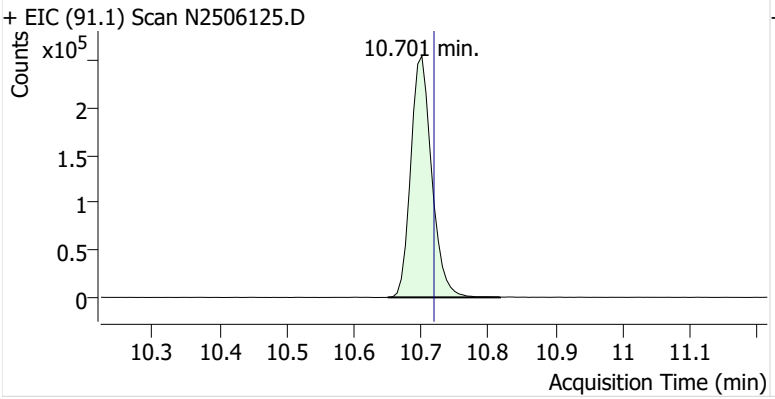

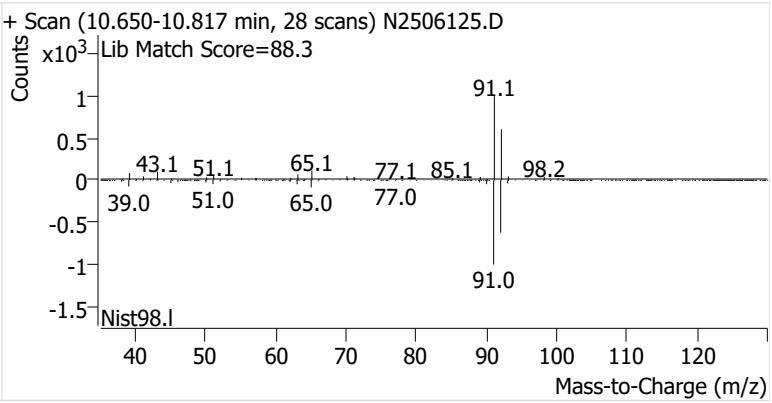

Ethylbenzene

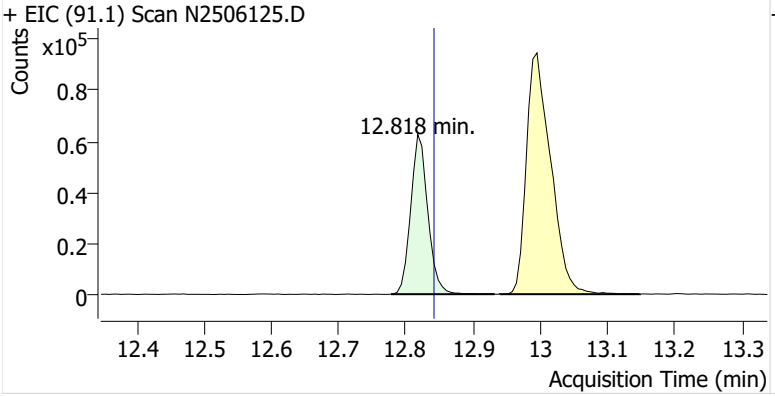

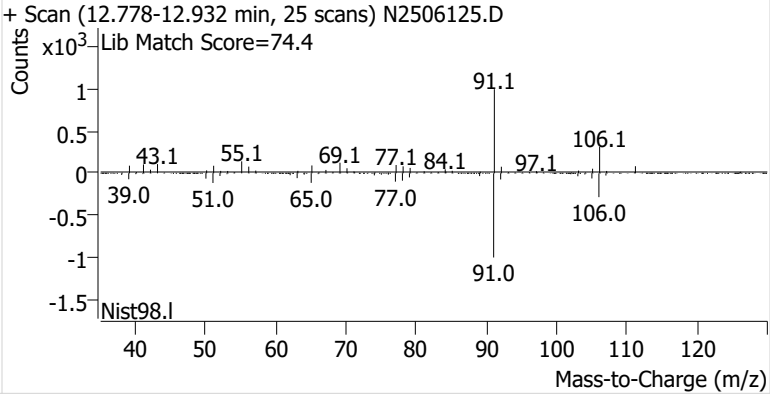

m-/p-Xylenes

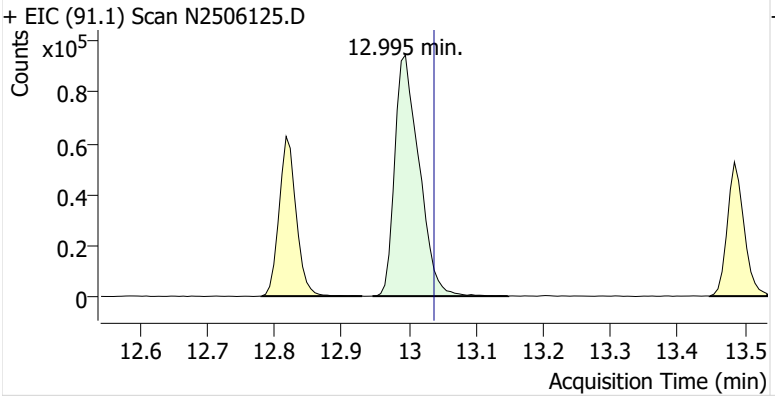

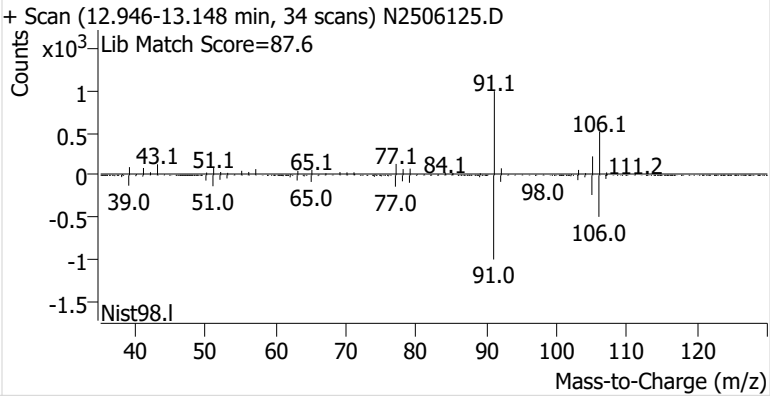

o-Xylene

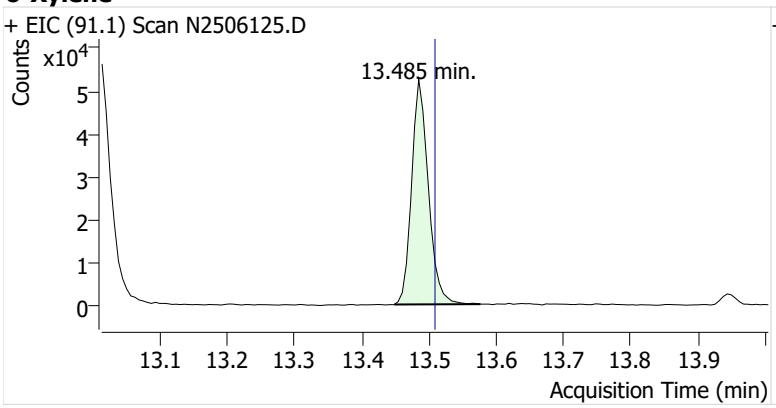
+ EIC (91.1) Scan N2506125.D
Counts
x10^4
13.485 min.
Acquisition Time (min)

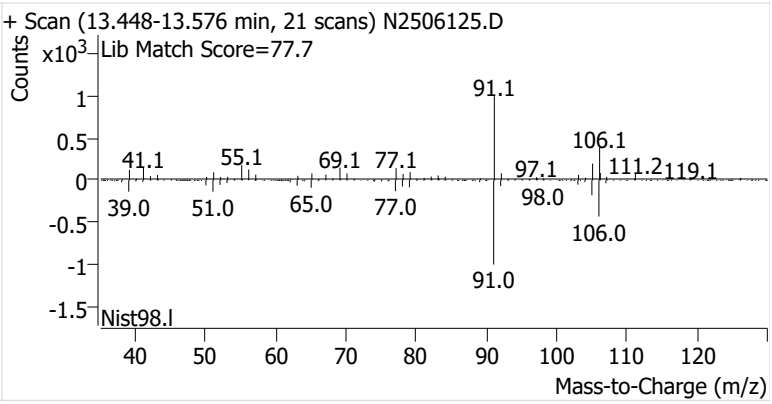
+ Scan (13.448-13.576 min, 21 scans) N2506125.D
Counts
x10^3
Lib Match Score=77.7
91.1
106.1
41.1
55.1
69.1
77.1
97.1
111.2
119.1
39.0
51.0
65.0
77.0
98.0
106.0
91.0
Nist98.l
Mass-to-Charge (m/z)

Name	CGOSP-4-S-20250909
Comment	C38955
Data File	N2506126.D
Acq. Date-Time	10/9/2025 1:15:05 AM
Acq. Method File	M325B-TD35
Tube Sorbent	Carbopack X
Analyze Quant Version	12.1
Report Quant Version	12.1

Sample Chromatogram

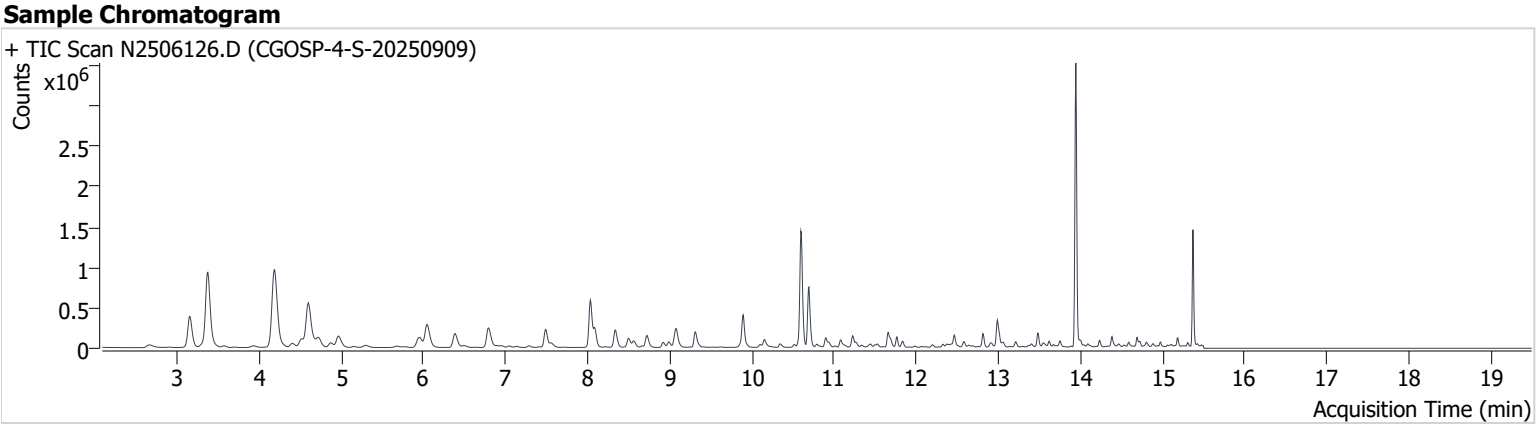

Name	ISTD	RT	ICAL RT	Resp.	Int. Flag
Benzene-d6 (IS)		8.034	8.064	830,295	
Benzene	Benzene-d6 (IS)	8.089	8.119	291,428	
Toluene-d8 (IS)		10.597	10.627	1,229,076	
Toluene	Toluene-d8 (IS)	10.689	10.719	630,432	
Ethylbenzene	Toluene-d8 (IS)	12.812	12.842	124,046	
m-/p-Xylenes	Toluene-d8 (IS)	12.989	13.038	281,133	
o-Xylene	Toluene-d8 (IS)	13.485	13.509	109,037	

Benzene-d6 (IS)

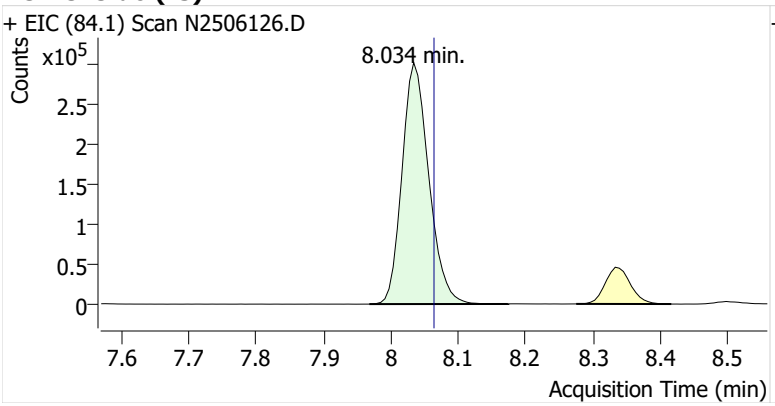

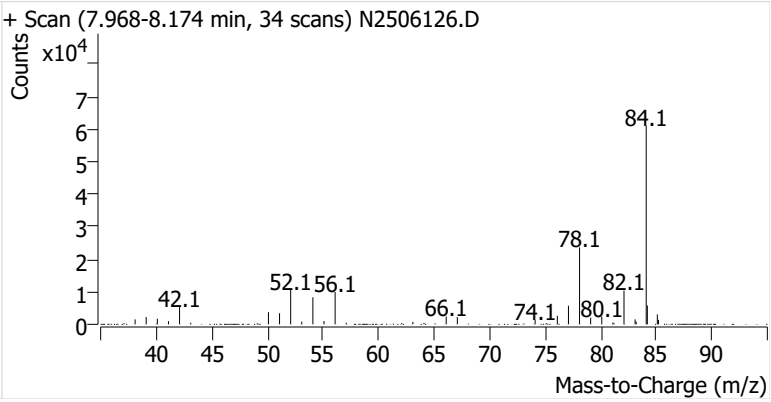

Benzene

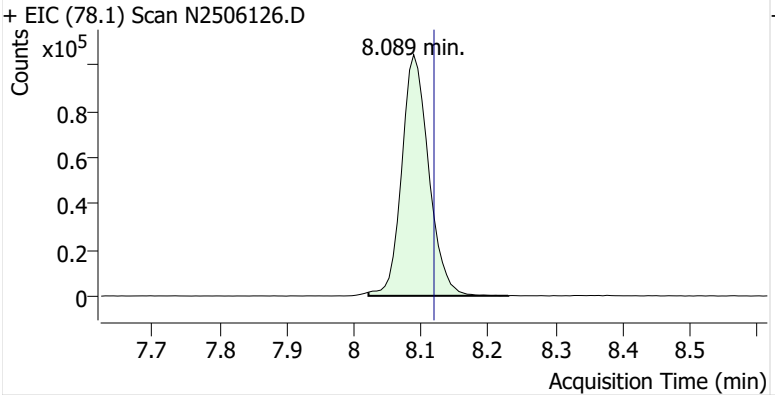

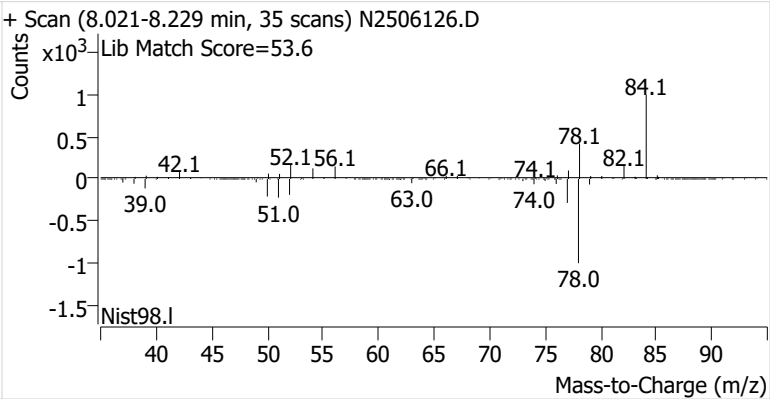

Toluene-d8 (IS)

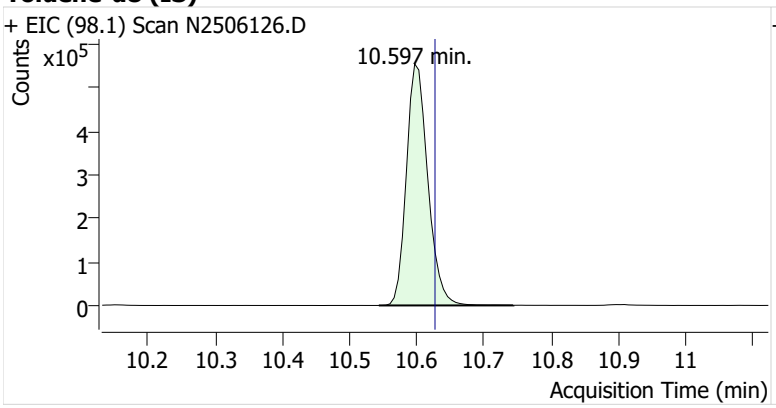

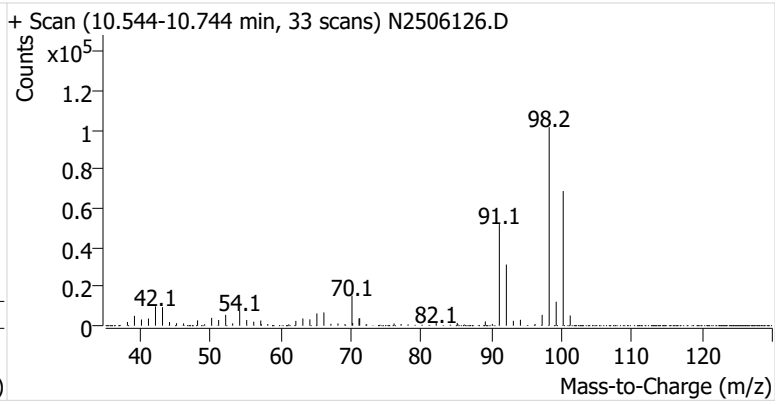

Toluene

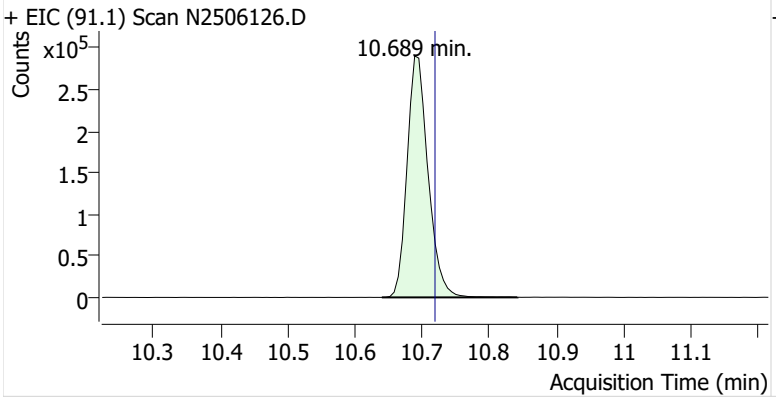

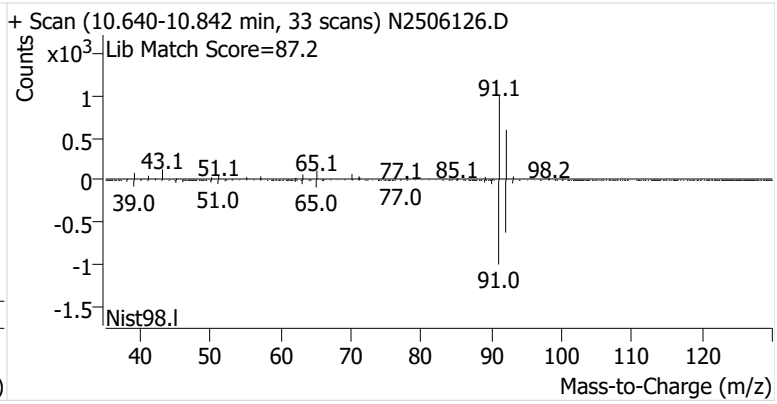

Ethylbenzene

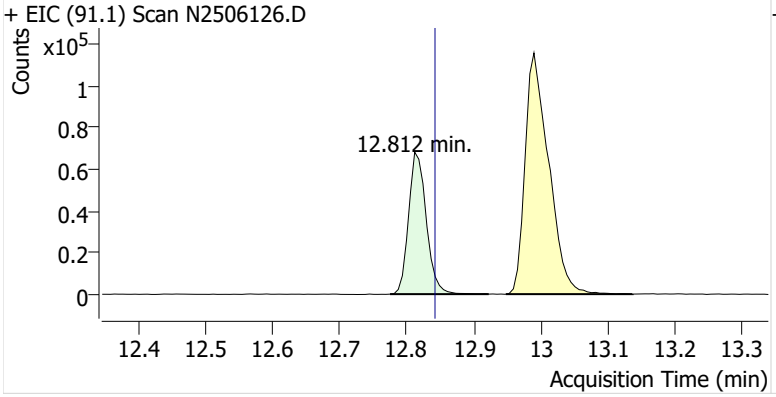

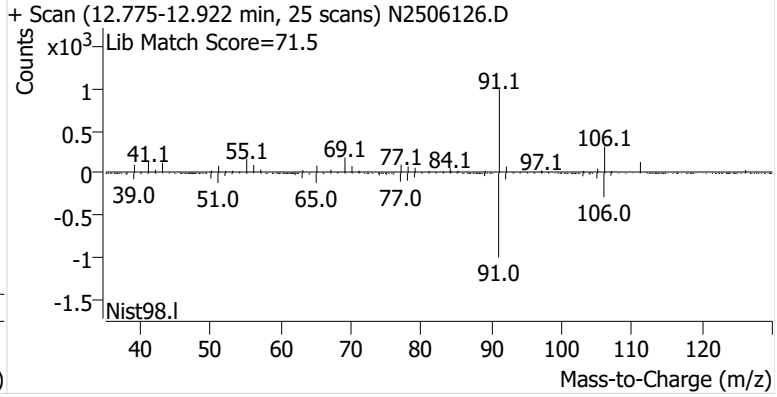

m-/p-Xylenes

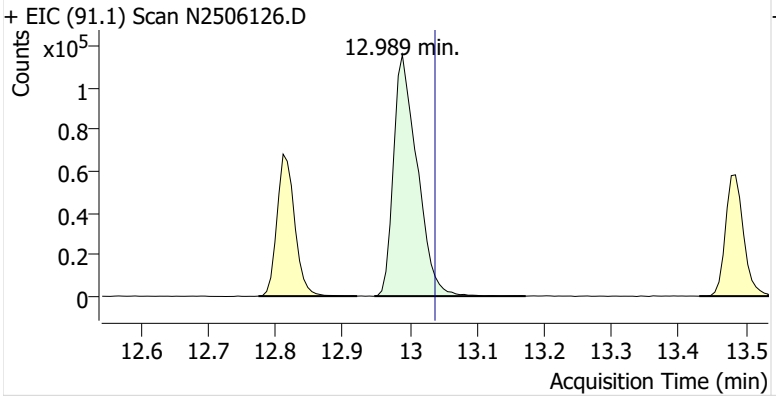

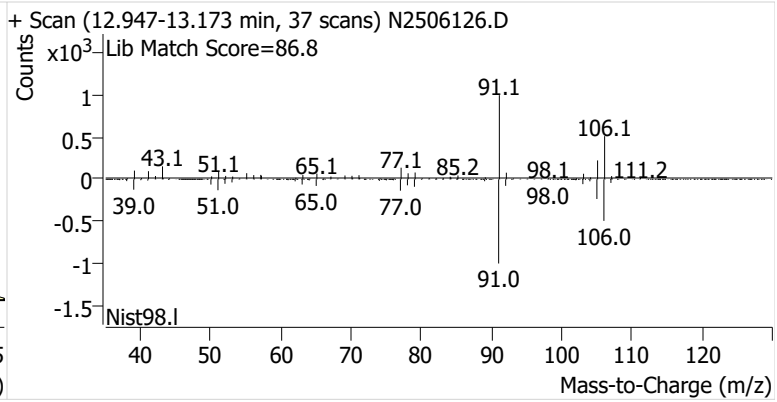

o-Xylene

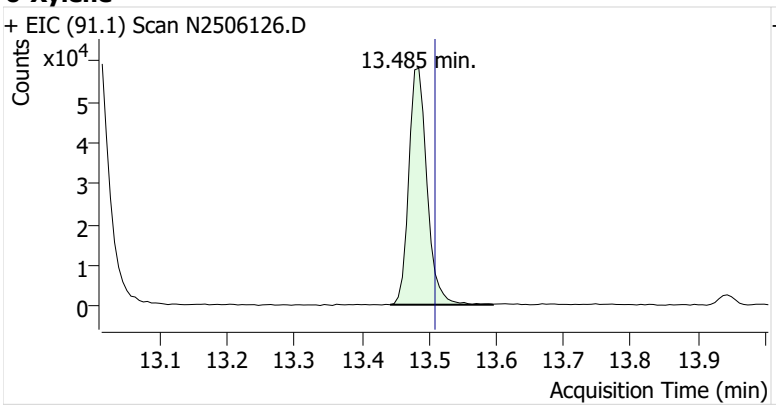
+ EIC (91.1) Scan N2506126.D
Counts
x10^4
13.485 min.
5
4
3
2
1
0
13.1
13.2
13.3
13.4
13.5
13.6
13.7
13.8
13.9
Acquisition Time (min)

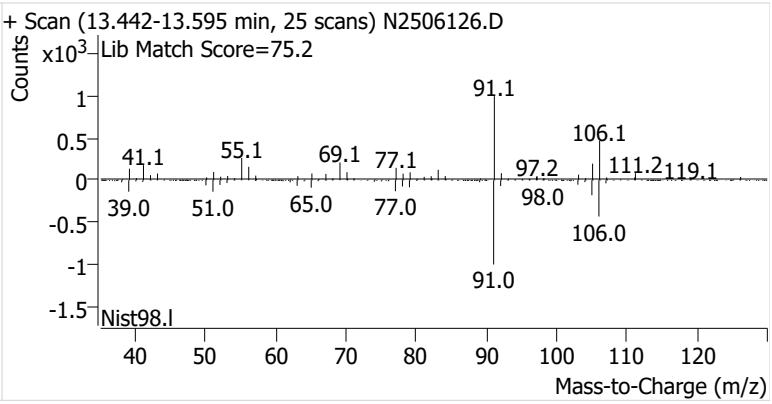
+ Scan (13.442-13.595 min, 25 scans) N2506126.D
Counts
x10^3
Lib Match Score=75.2
1
0.5
0
-0.5
-1
-1.5
91.1
106.1
41.1
55.1
69.1
77.1
97.2
111.2
119.1
39.0
51.0
65.0
77.0
98.0
106.0
91.0
Nist98.l
40
50
60
70
80
90
100
110
120
Mass-to-Charge (m/z)

Name	CGOSP-5-S-20250909
Comment	C57432
Data File	N2506127.D
Acq. Date-Time	10/9/2025 1:55:00 AM
Acq. Method File	M325B-TD35
Tube Sorbent	Carbopack X
Analyze Quant Version	12.1
Report Quant Version	12.1

Sample Chromatogram

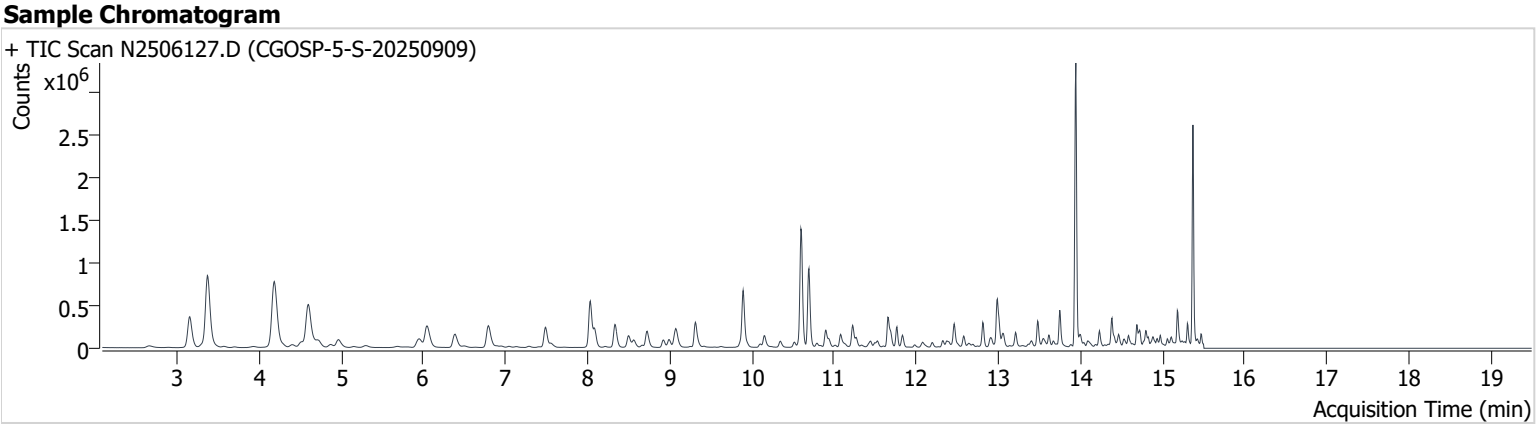

Name	ISTD	RT	ICAL RT	Resp.	Int. Flag
Benzene-d6 (IS)		8.034	8.064	786,394	
Benzene	Benzene-d6 (IS)	8.089	8.119	275,245	
Toluene-d8 (IS)		10.597	10.627	1,187,943	
Toluene	Toluene-d8 (IS)	10.695	10.719	811,231	
Ethylbenzene	Toluene-d8 (IS)	12.812	12.842	207,762	
m-/p-Xylenes	Toluene-d8 (IS)	12.989	13.038	481,378	
o-Xylene	Toluene-d8 (IS)	13.478	13.509	187,317	

Benzene-d6 (IS)

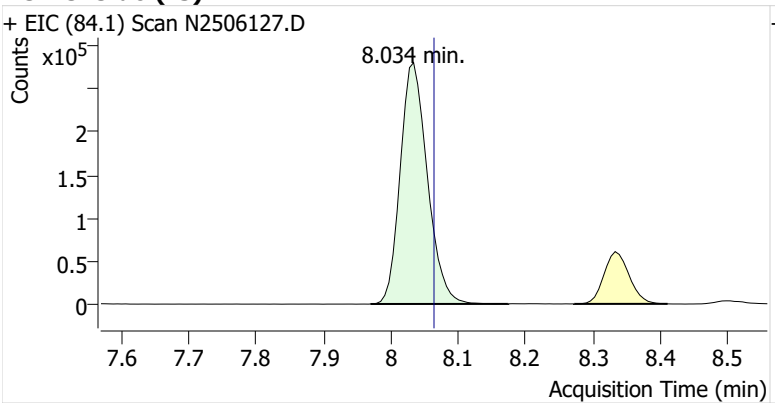

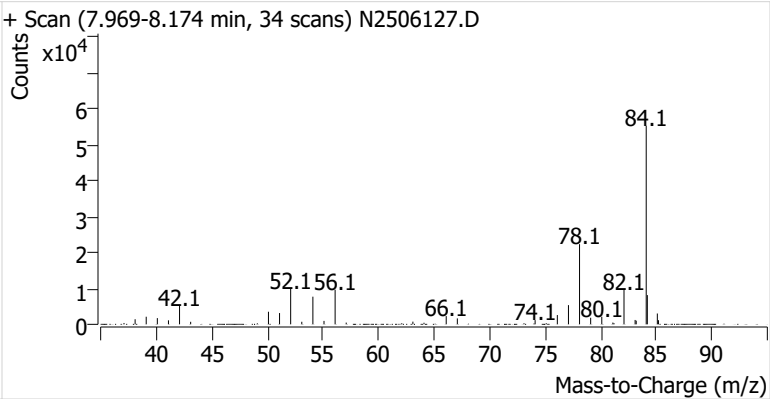

Benzene

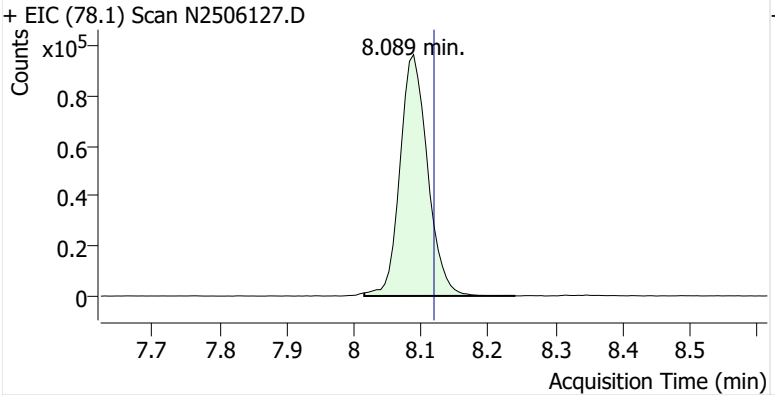

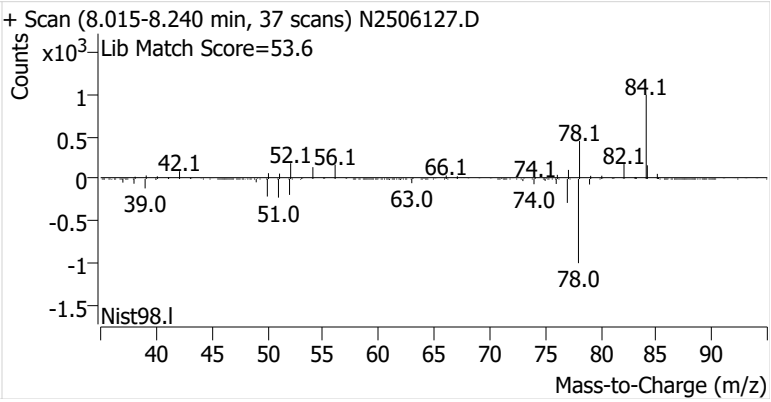

Toluene-d8 (IS)

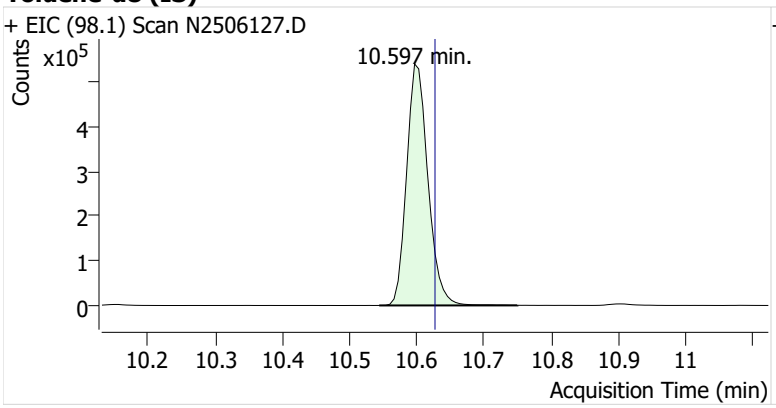

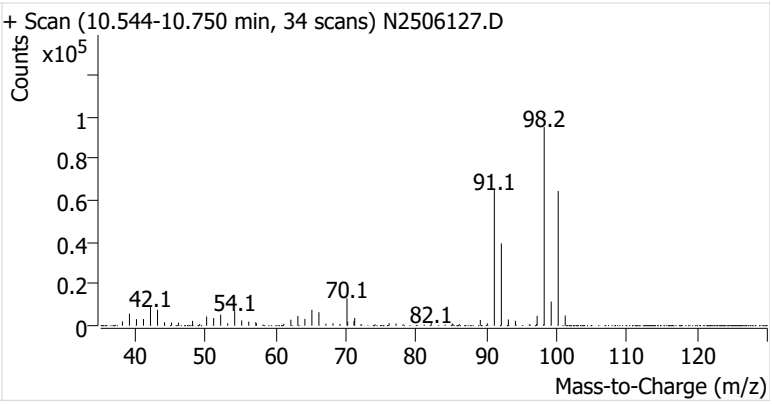

Toluene

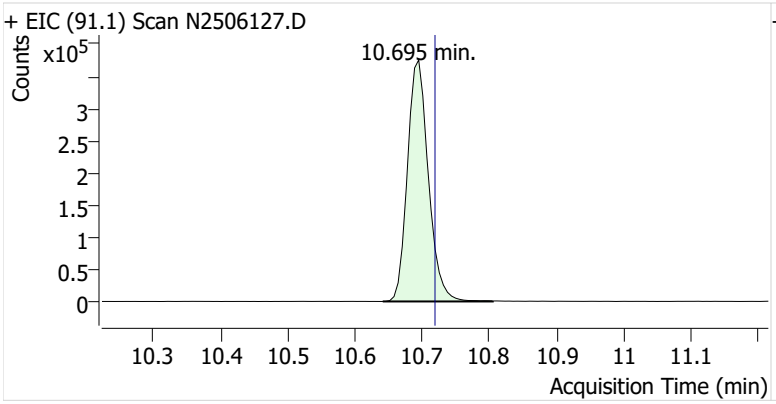

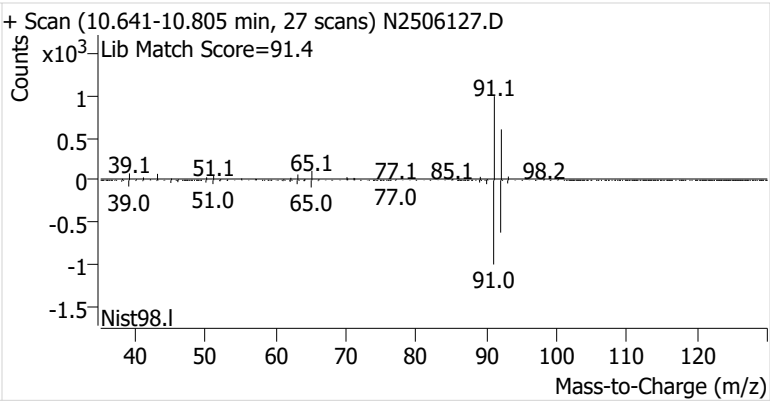

Ethylbenzene

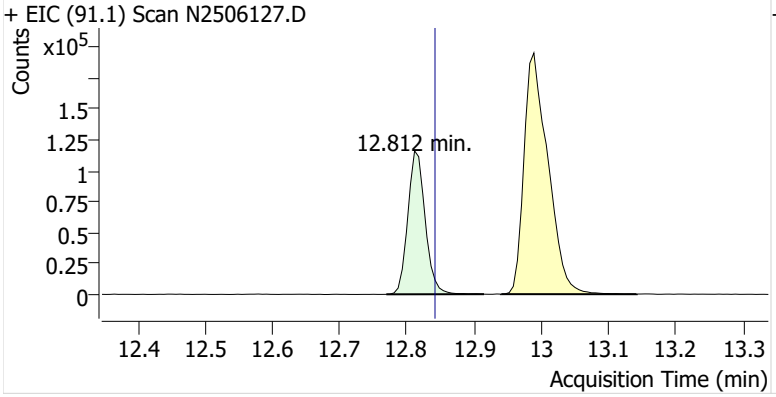

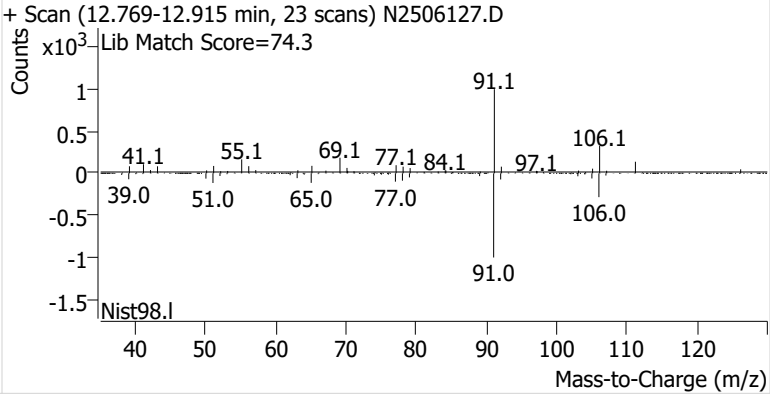

m-/p-Xylenes

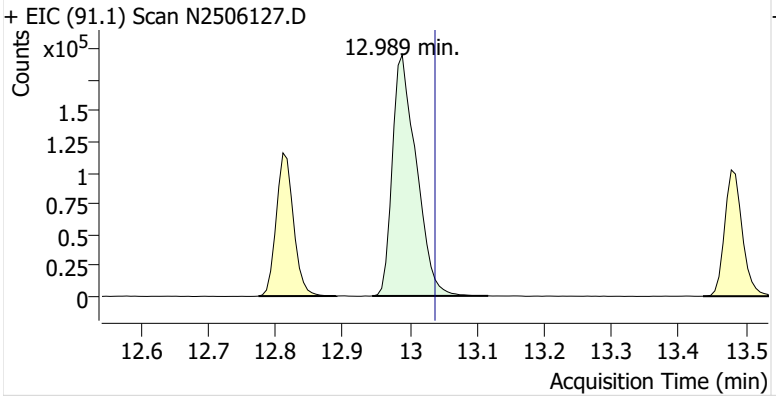

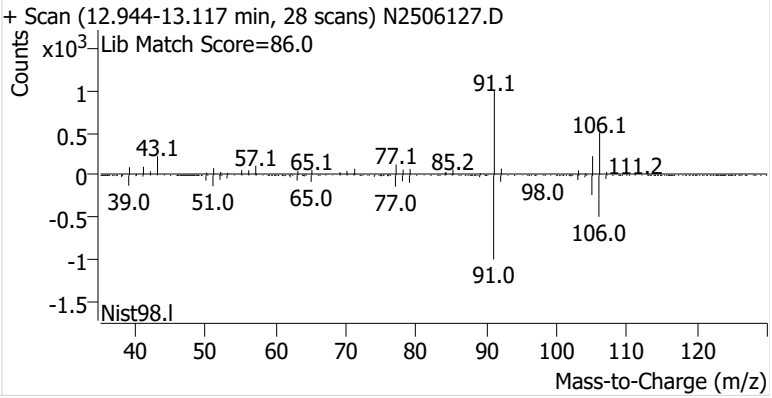

o-Xylene

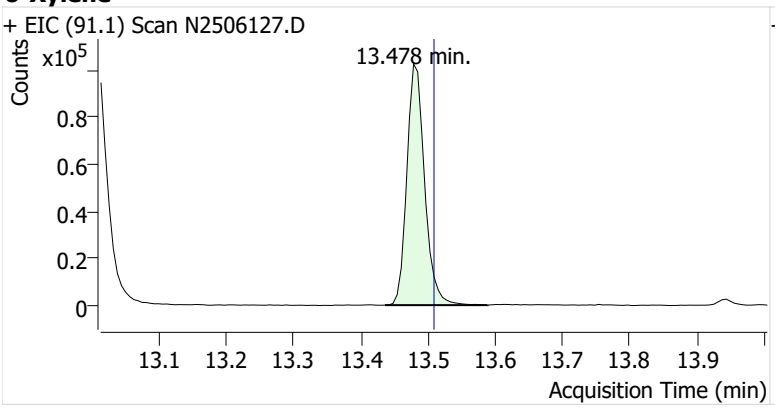
+ EIC (91.1) Scan N2506127.D
Counts
x10^5
13.478 min.
0.8
0.6
0.4
0.2
0
13.1 13.2 13.3 13.4 13.5 13.6 13.7 13.8 13.9
Acquisition Time (min)

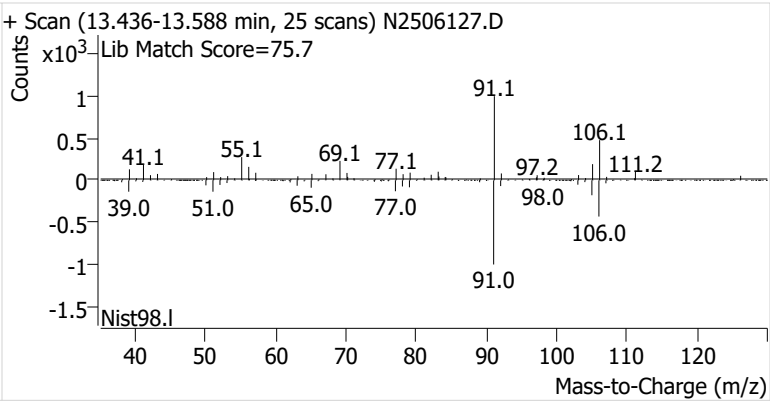
+ Scan (13.436-13.588 min, 25 scans) N2506127.D
Counts
x10^3
Lib Match Score=75.7
91.1
106.1
41.1
55.1
69.1
77.1
97.2
111.2
39.0
51.0
65.0
77.0
98.0
106.0
91.0
Nist98.l
1
0.5
0
-0.5
-1
-1.5
40 50 60 70 80 90 100 110 120
Mass-to-Charge (m/z)

Name	CGOSP-6-S-20250909
Comment	C01637
Data File	N2506128.D
Acq. Date-Time	10/9/2025 2:34:58 AM
Acq. Method File	M325B-TD35
Tube Sorbent	Carbopack X
Analyze Quant Version	12.1
Report Quant Version	12.1

Sample Chromatogram

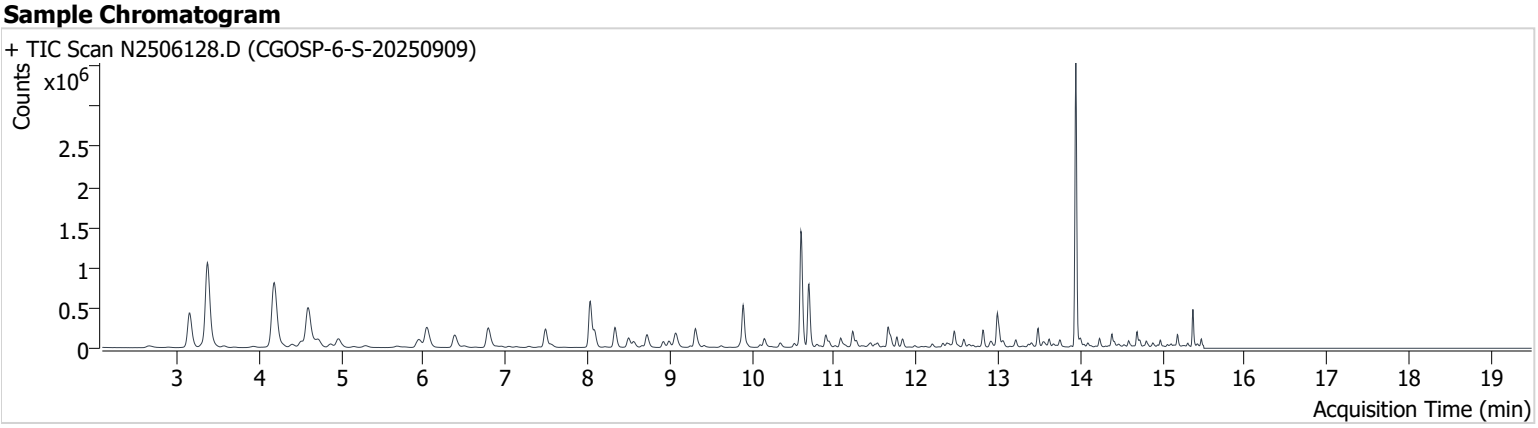

Name	ISTD	RT	ICAL RT	Resp.	Int. Flag
Benzene-d6 (IS)		8.034	8.064	825,453	
Benzene	Benzene-d6 (IS)	8.089	8.119	259,421	
Toluene-d8 (IS)		10.597	10.627	1,224,911	
Toluene	Toluene-d8 (IS)	10.695	10.719	696,751	
Ethylbenzene	Toluene-d8 (IS)	12.818	12.842	154,336	
m-/p-Xylenes	Toluene-d8 (IS)	12.989	13.038	353,722	
o-Xylene	Toluene-d8 (IS)	13.485	13.509	141,418	

Benzene-d6 (IS)

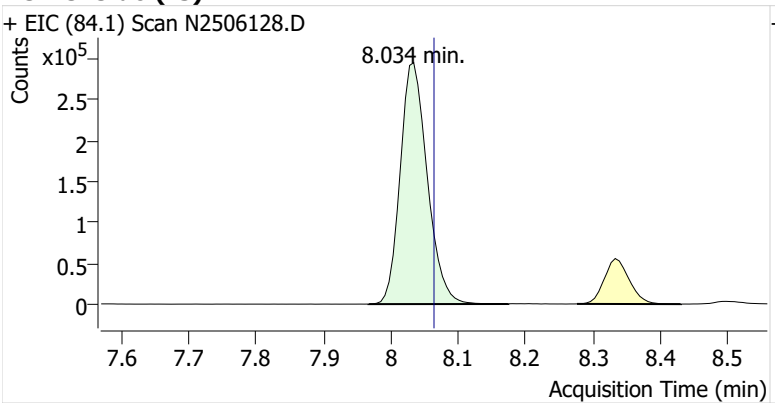

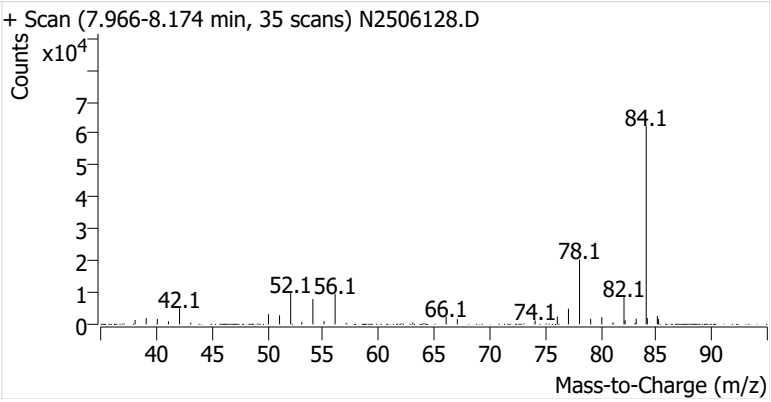

Benzene

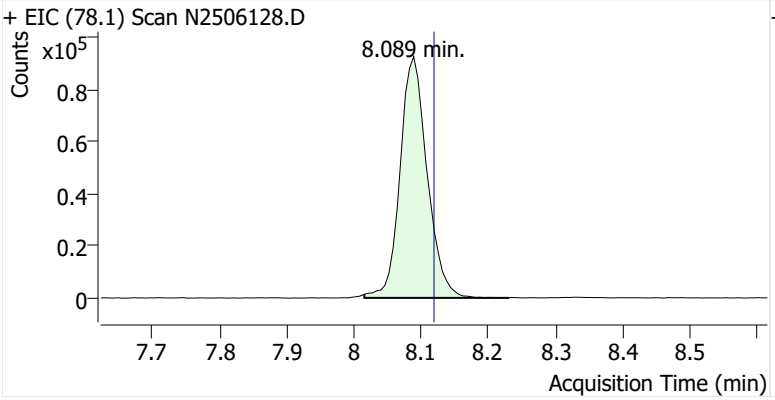

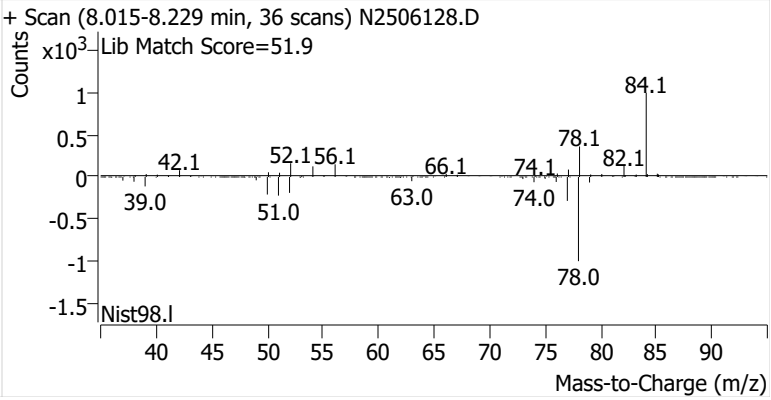

Toluene-d8 (IS)

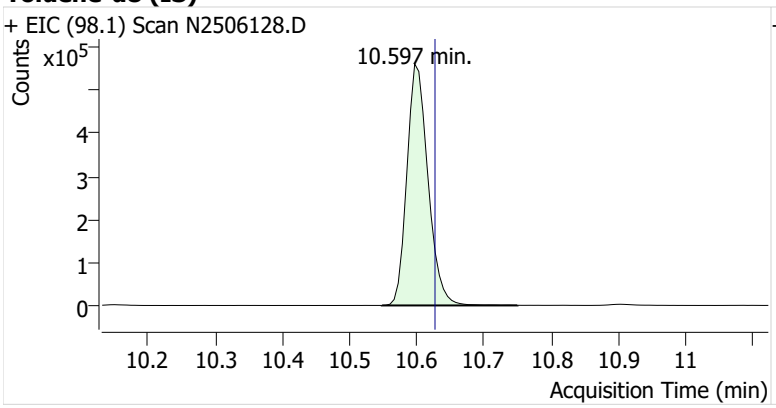

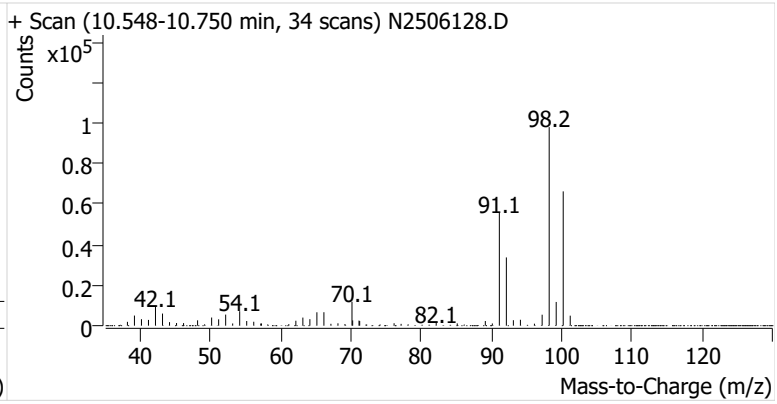

Toluene

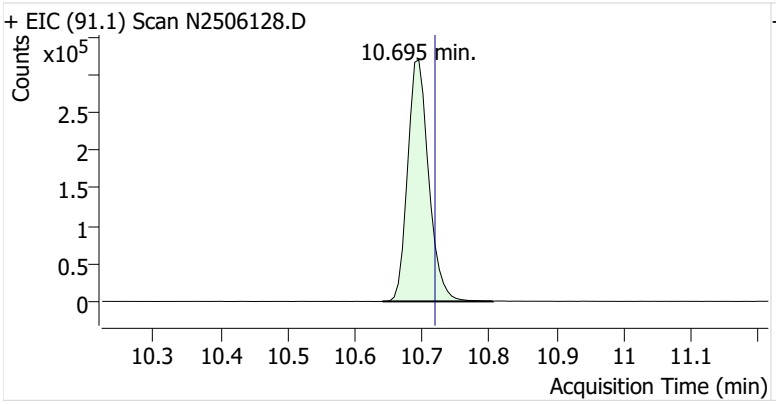

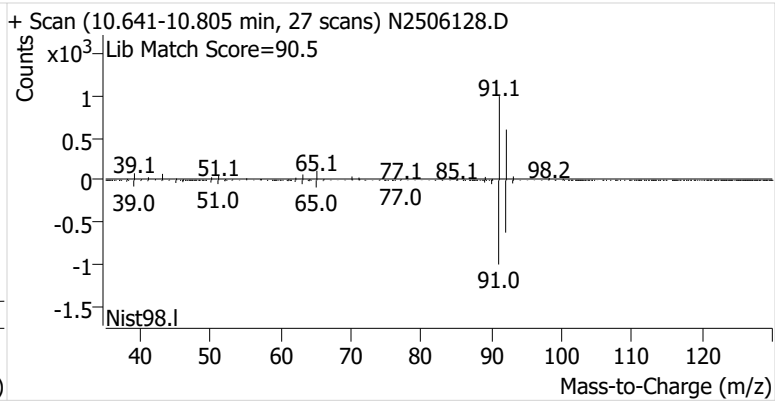

Ethylbenzene

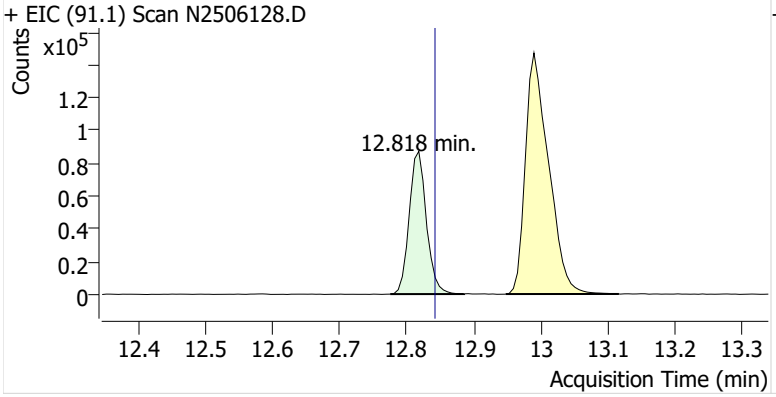

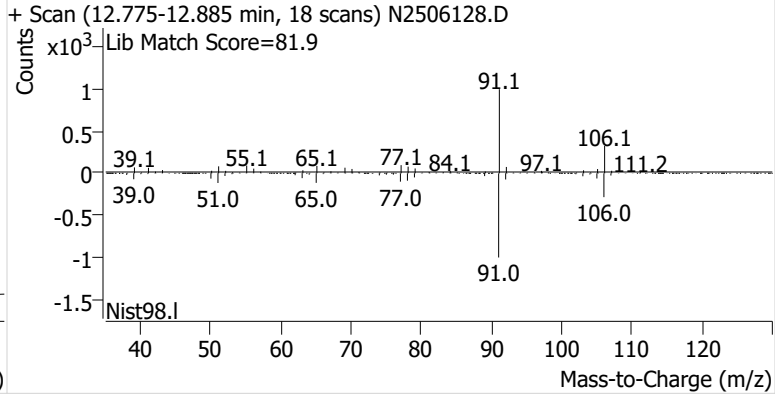

m-/p-Xylenes

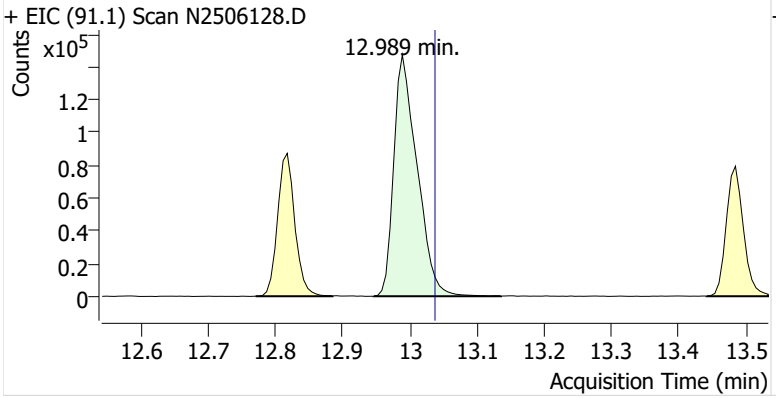

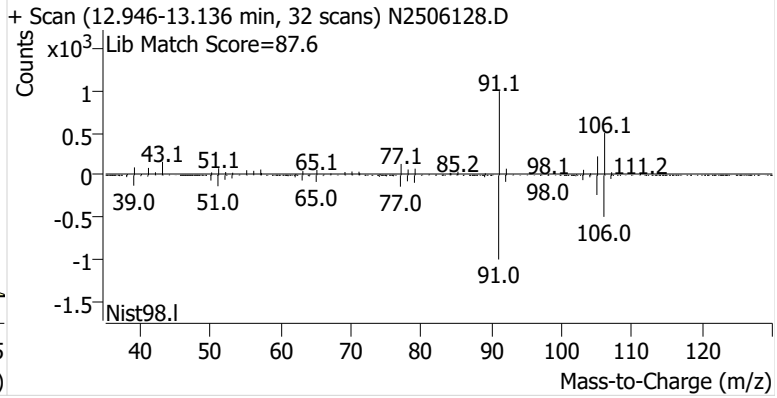

o-Xylene

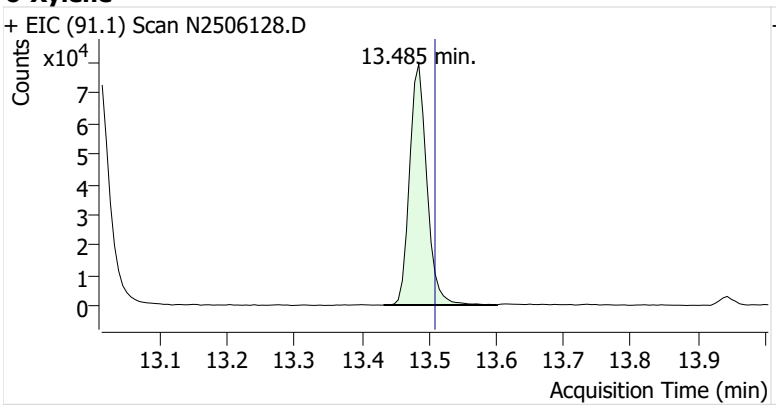
+ EIC (91.1) Scan N2506128.D
Counts
x10^4
13.485 min.
7
6
5
4
3
2
1
0
13.1
13.2
13.3
13.4
13.5
13.6
13.7
13.8
13.9
Acquisition Time (min)

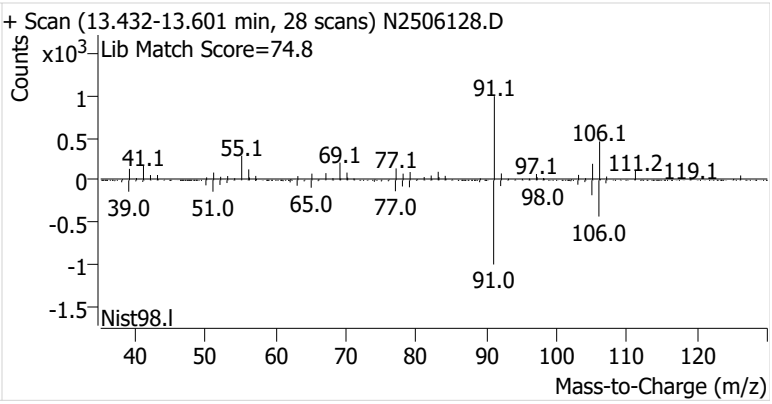
+ Scan (13.432-13.601 min, 28 scans) N2506128.D
Counts
x10^3
Lib Match Score=74.8
91.1
106.1
41.1
55.1
69.1
77.1
97.1
111.2
119.1
39.0
51.0
65.0
77.0
98.0
106.0
91.0
Nist98.l
1
0.5
0
-0.5
-1
-1.5
40
50
60
70
80
90
100
110
120
Mass-to-Charge (m/z)

Name	CGOSP-7-S-20250909
Comment	C40523
Data File	N2506129.D
Acq. Date-Time	10/9/2025 3:14:55 AM
Acq. Method File	M325B-TD35
Tube Sorbent	Carbopack X
Analyze Quant Version	12.1
Report Quant Version	12.1

Sample Chromatogram

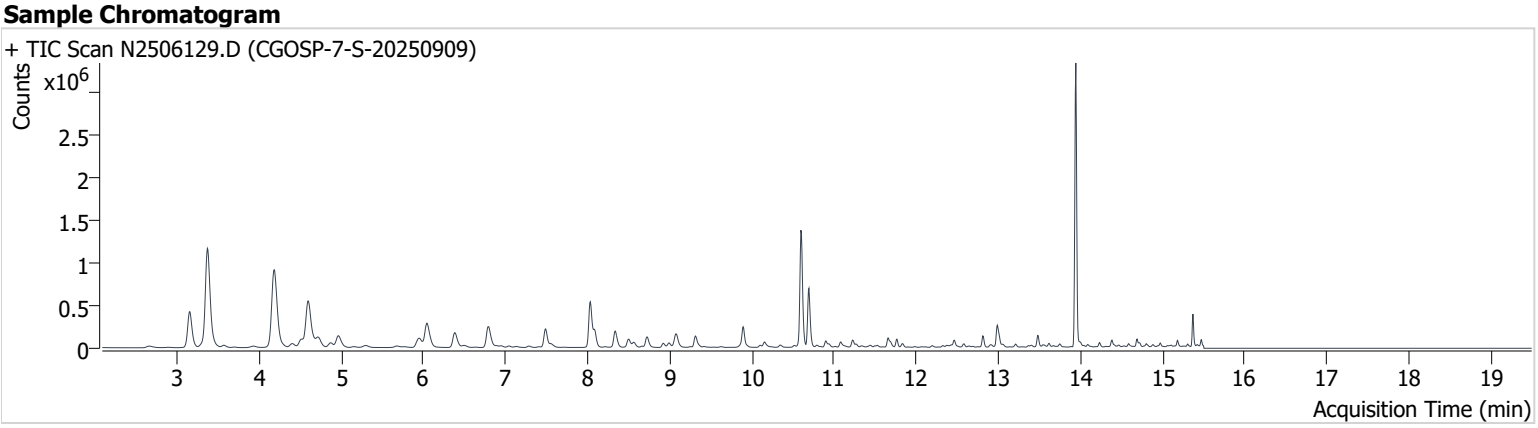

Name	ISTD	RT	ICAL RT	Resp.	Int. Flag
Benzene-d6 (IS)		8.034	8.064	778,685	
Benzene	Benzene-d6 (IS)	8.089	8.119	250,692	
Toluene-d8 (IS)		10.597	10.627	1,174,169	
Toluene	Toluene-d8 (IS)	10.695	10.719	597,040	
Ethylbenzene	Toluene-d8 (IS)	12.812	12.842	101,693	
m-/p-Xylenes	Toluene-d8 (IS)	12.989	13.038	228,144	
o-Xylene	Toluene-d8 (IS)	13.479	13.509	87,032	

Benzene-d6 (IS)

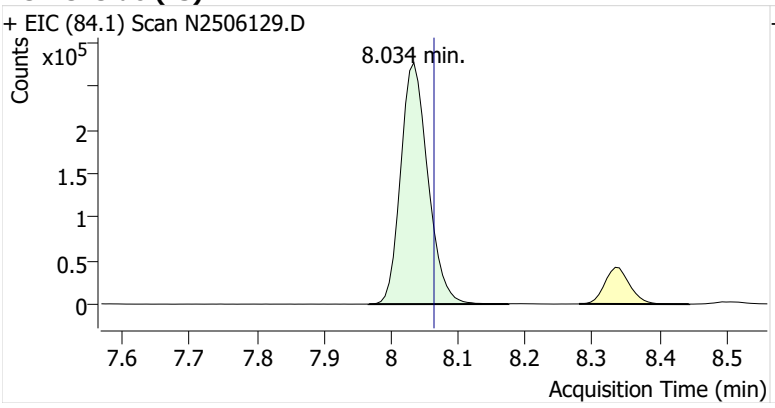

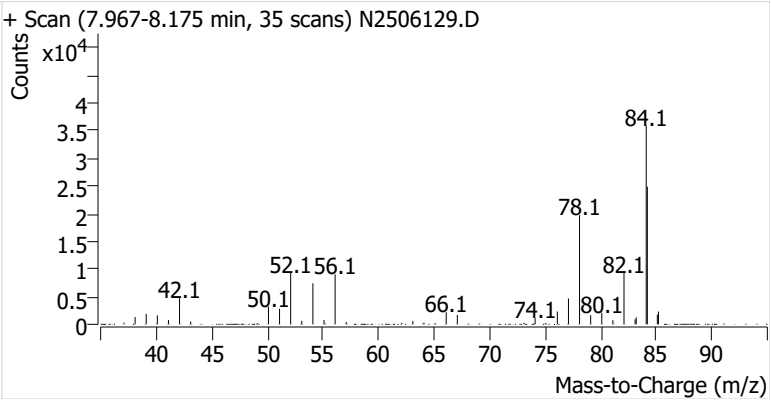

Benzene

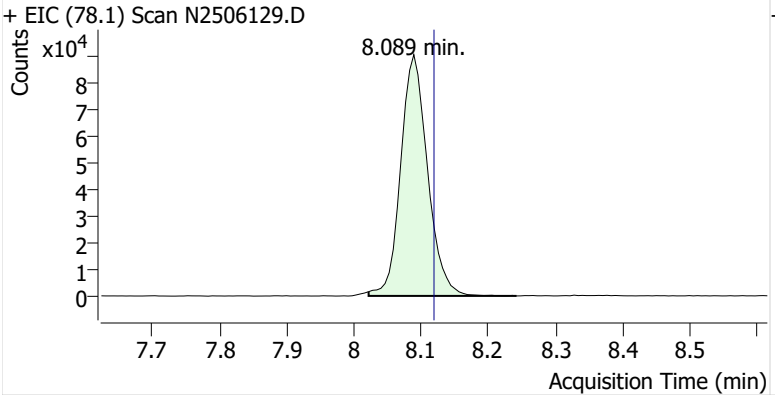

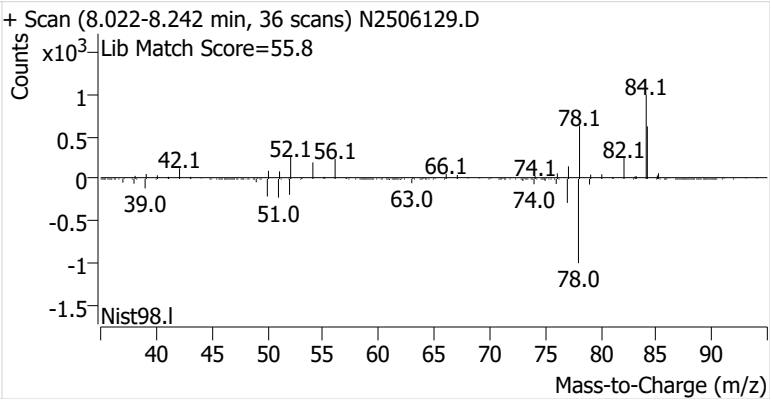

Toluene-d8 (IS)

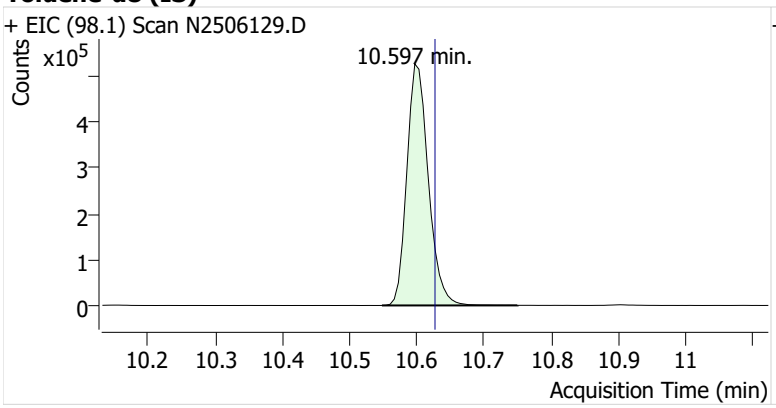

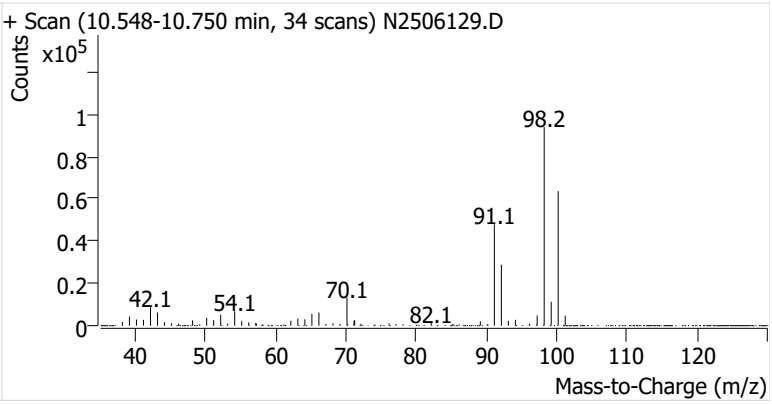

Toluene

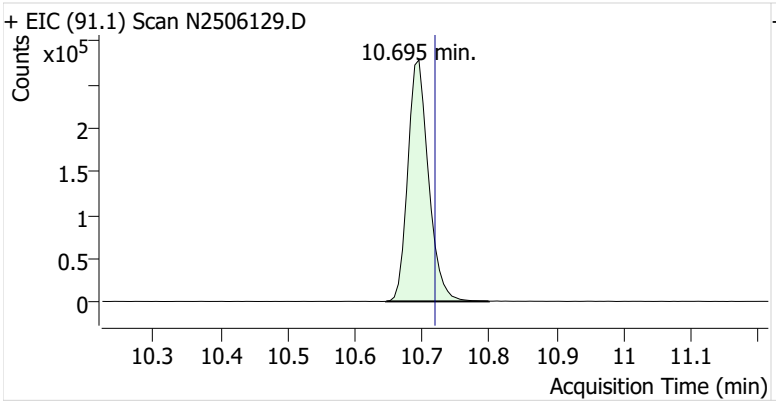

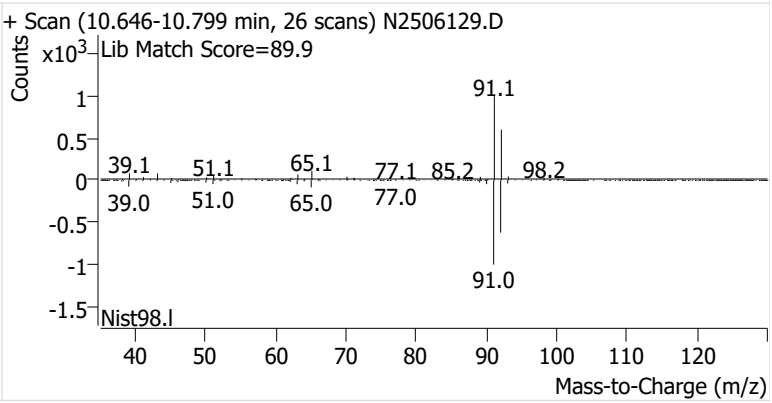

Ethylbenzene

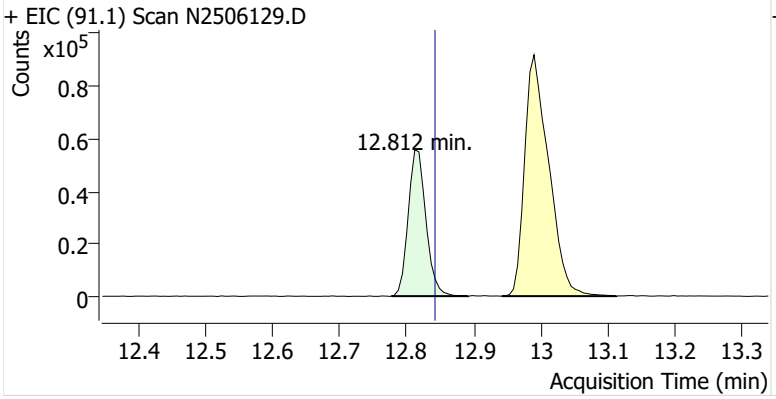

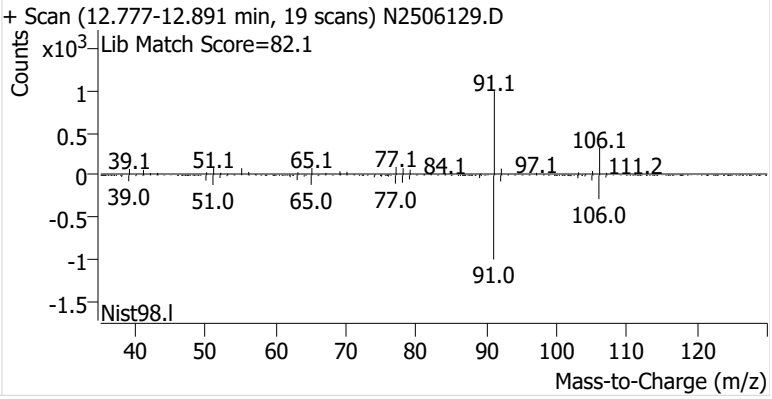

m-/p-Xylenes

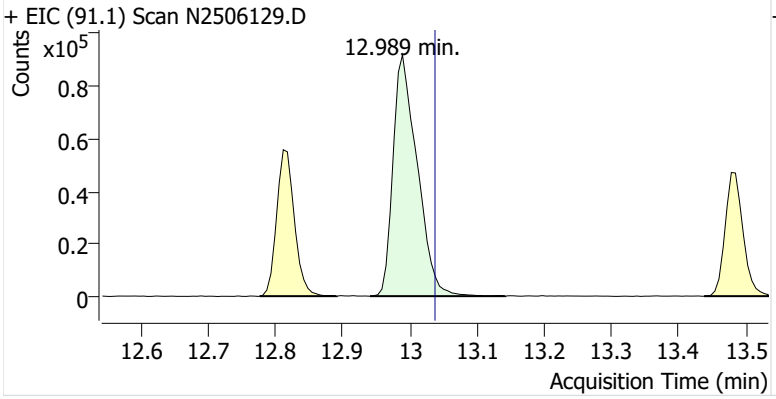

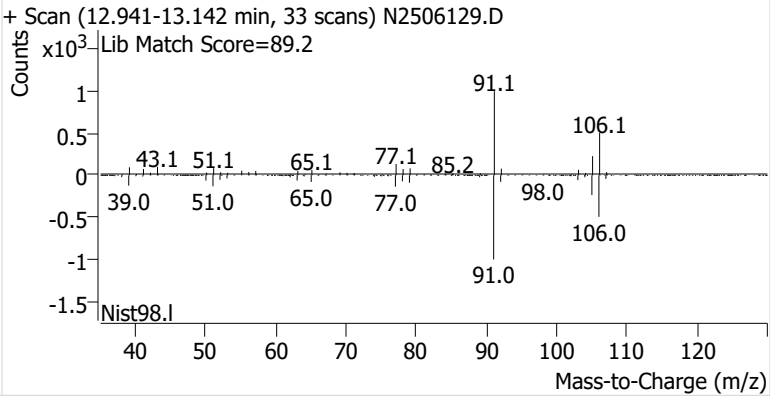

o-Xylene

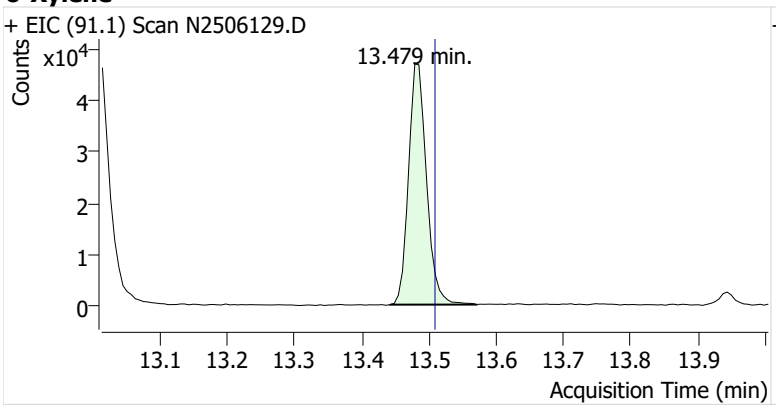
+ EIC (91.1) Scan N2506129.D
Counts
x10^4
13.479 min.
4
3
2
1
0
13.1 13.2 13.3 13.4 13.5 13.6 13.7 13.8 13.9
Acquisition Time (min)

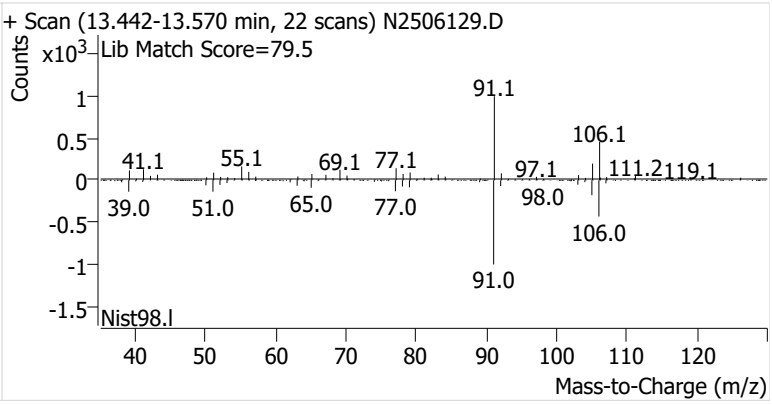
+ Scan (13.442-13.570 min, 22 scans) N2506129.D
Counts
x10^3
Lib Match Score=79.5
91.1
106.1
41.1
55.1
69.1
77.1
97.1
111.2
119.1
39.0
51.0
65.0
77.0
98.0
106.0
91.0
Nist98.l
1
0.5
0
-0.5
-1
-1.5
40 50 60 70 80 90 100 110 120
Mass-to-Charge (m/z)

Name	CGOSP-8-S-20250909
Comment	C00720
Data File	N2506130.D
Acq. Date-Time	10/9/2025 3:54:48 AM
Acq. Method File	M325B-TD35
Tube Sorbent	Carbopack X
Analyze Quant Version	12.1
Report Quant Version	12.1

Sample Chromatogram

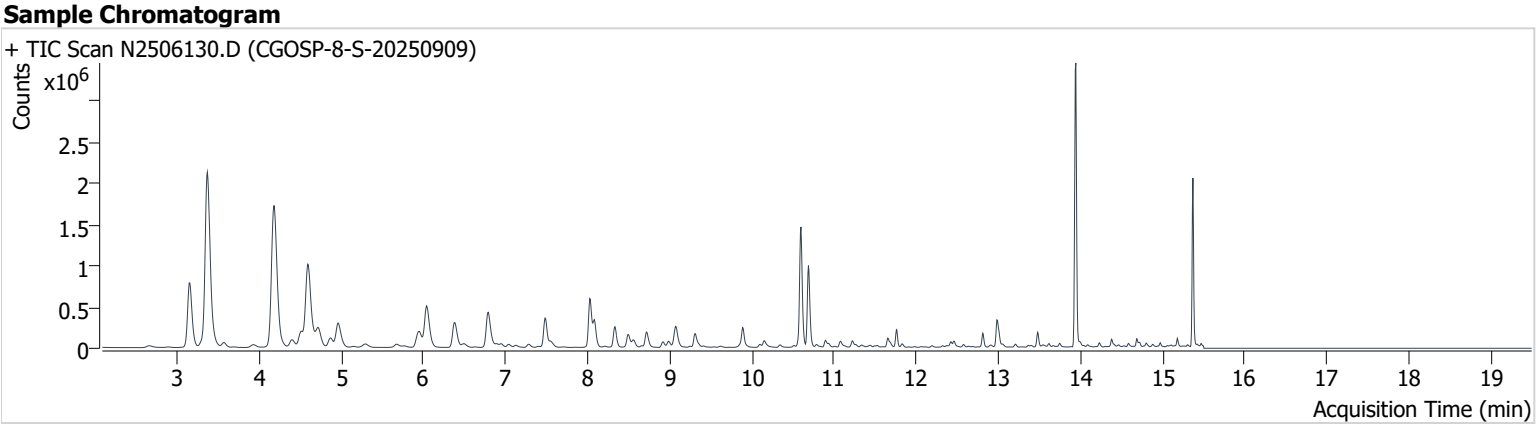

Name	ISTD	RT	ICAL RT	Resp.	Int. Flag
Benzene-d6 (IS)		8.028	8.064	830,304	
Benzene	Benzene-d6 (IS)	8.083	8.119	419,411	
Toluene-d8 (IS)		10.597	10.627	1,226,778	
Toluene	Toluene-d8 (IS)	10.689	10.719	851,185	
Ethylbenzene	Toluene-d8 (IS)	12.812	12.842	127,670	
m-/p-Xylenes	Toluene-d8 (IS)	12.983	13.038	297,916	
o-Xylene	Toluene-d8 (IS)	13.479	13.509	111,134	

Benzene-d6 (IS)

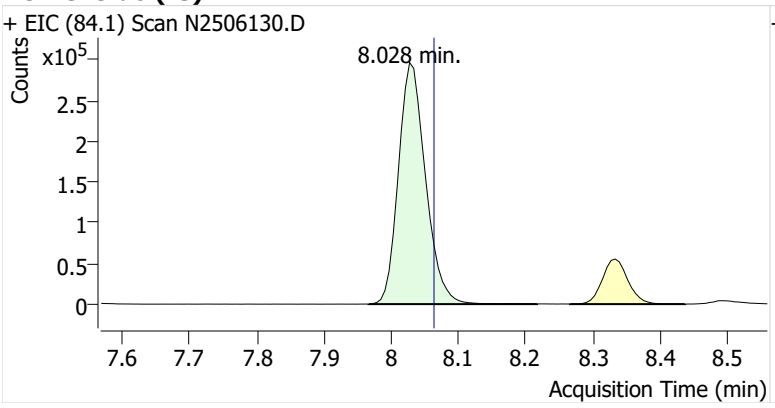

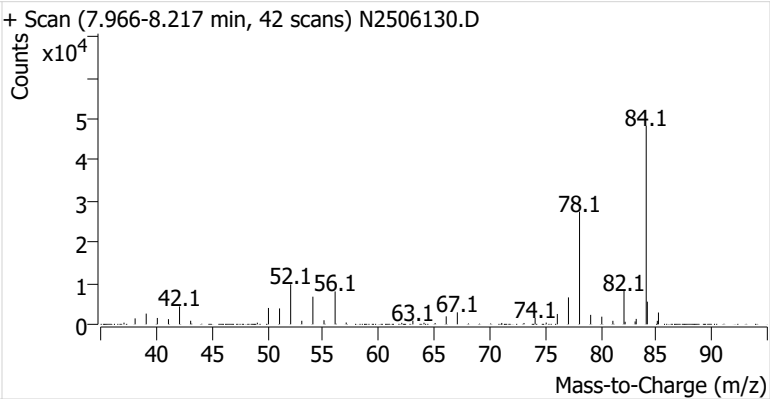

Benzene

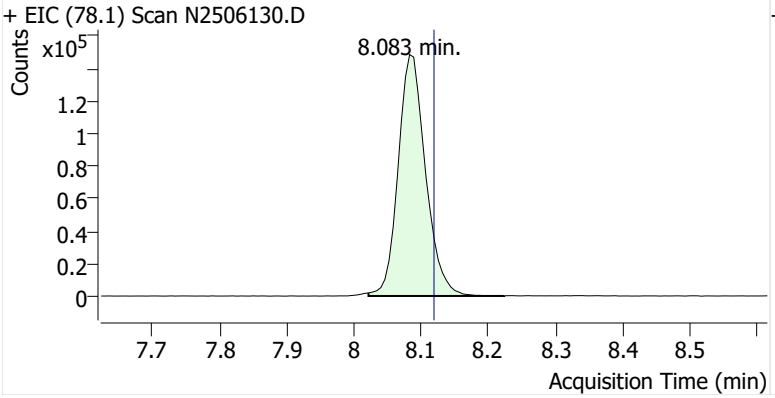

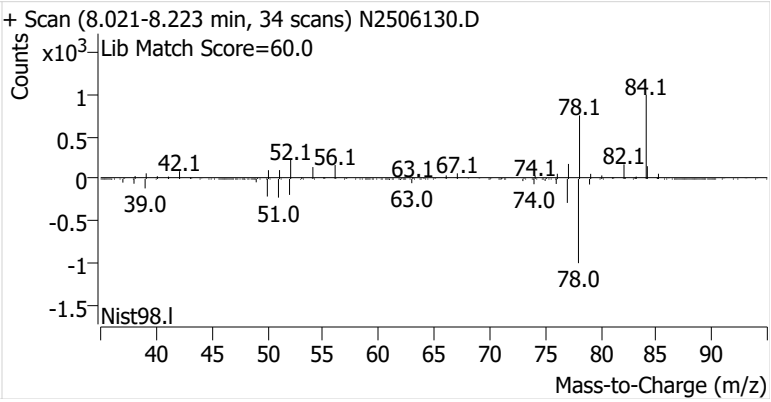

Toluene-d8 (IS)

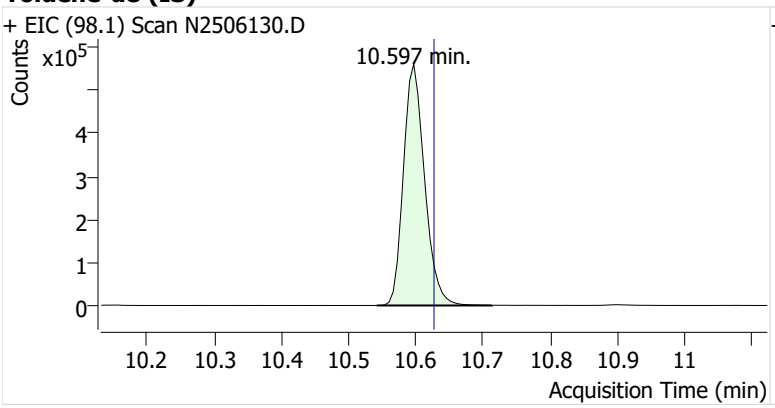

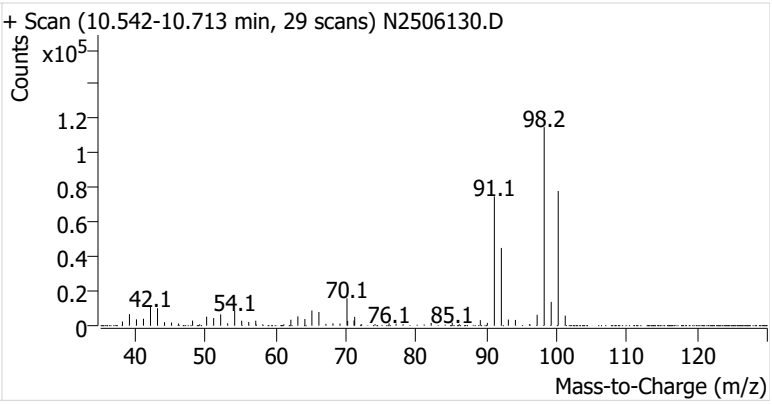

Toluene

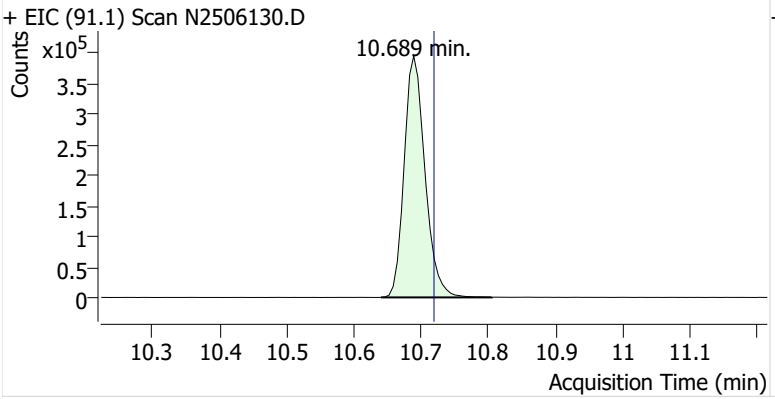

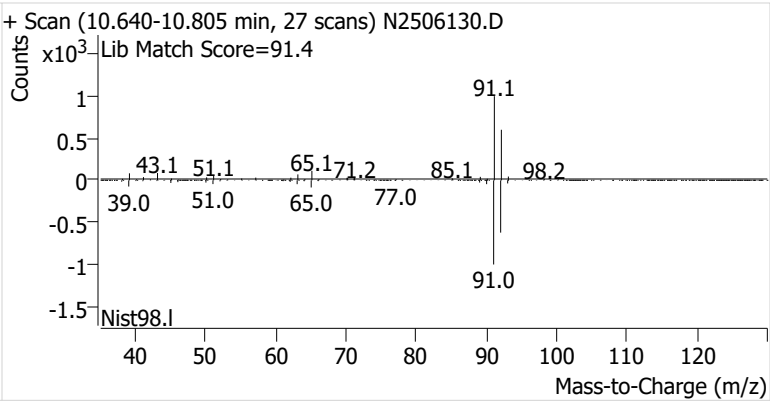

Ethylbenzene

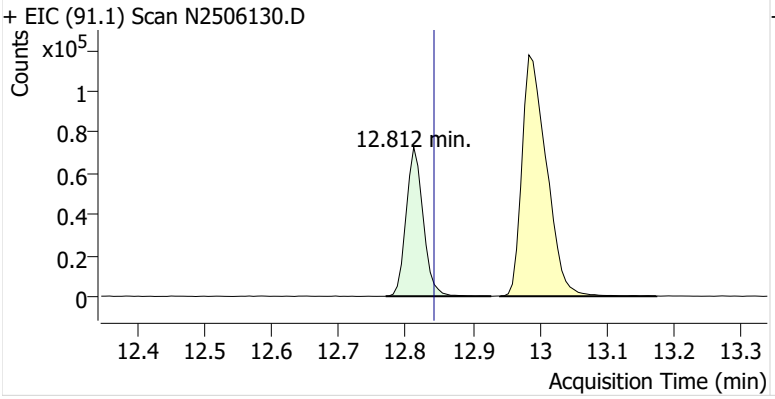

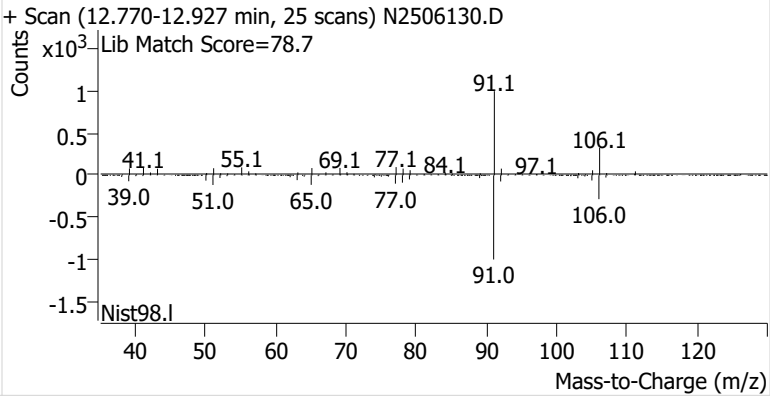

m-/p-Xylenes

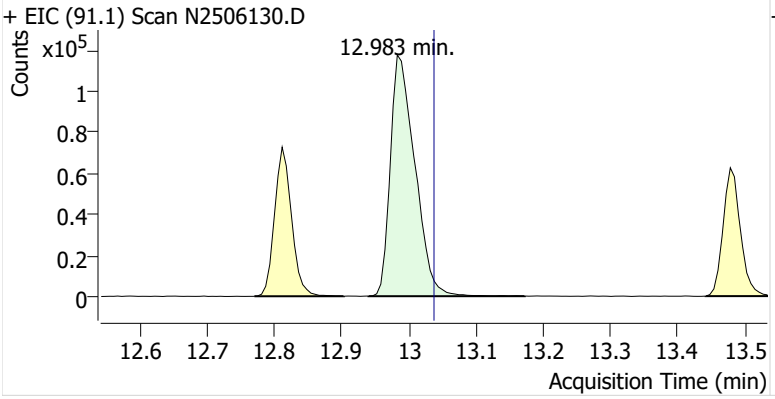

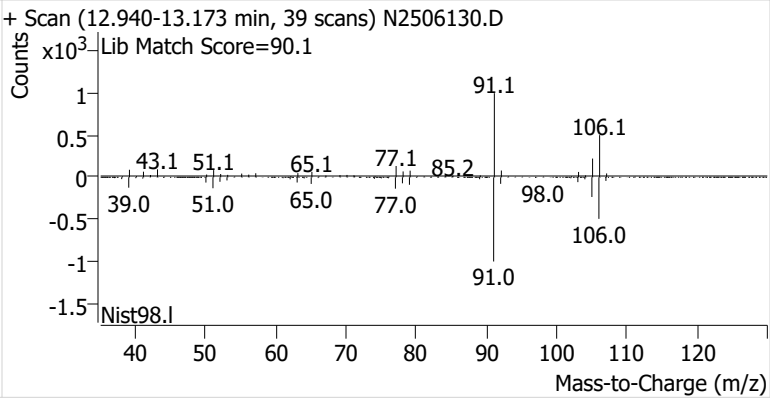

o-Xylene

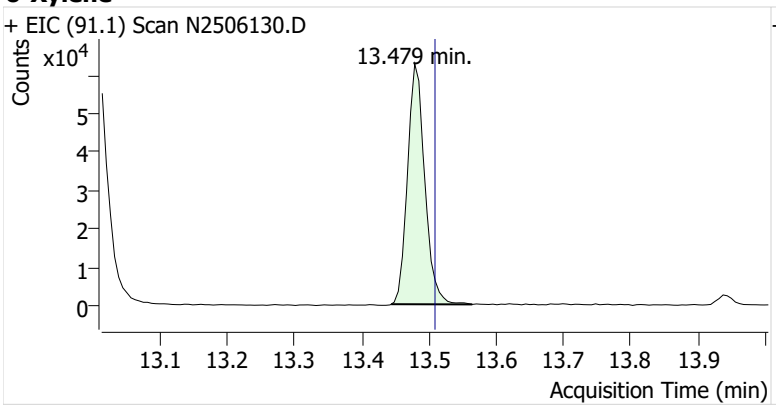
+ EIC (91.1) Scan N2506130.D
Counts
x10^4
13.479 min.
5
4
3
2
1
0
13.1
13.2
13.3
13.4
13.5
13.6
13.7
13.8
13.9
Acquisition Time (min)

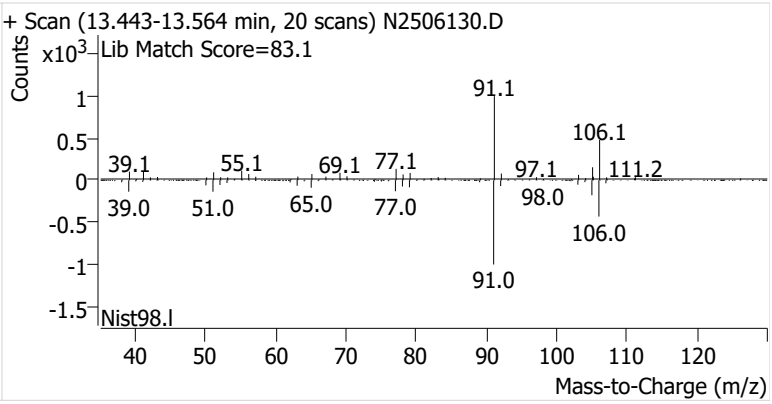
+ Scan (13.443-13.564 min, 20 scans) N2506130.D
Counts
x10^3
Lib Match Score=83.1
91.1
106.1
39.1
55.1
69.1
77.1
97.1
111.2
39.0
51.0
65.0
77.0
98.0
106.0
91.0
Nist98.l
1
0.5
0
-0.5
-1
-1.5
40
50
60
70
80
90
100
110
120
Mass-to-Charge (m/z)

Name	CGOSP-9-S-20250909
Comment	C69769
Data File	N2506131.D
Acq. Date-Time	10/9/2025 4:34:46 AM
Acq. Method File	M325B-TD35
Tube Sorbent	Carbopack X
Analyze Quant Version	12.1
Report Quant Version	12.1

Sample Chromatogram

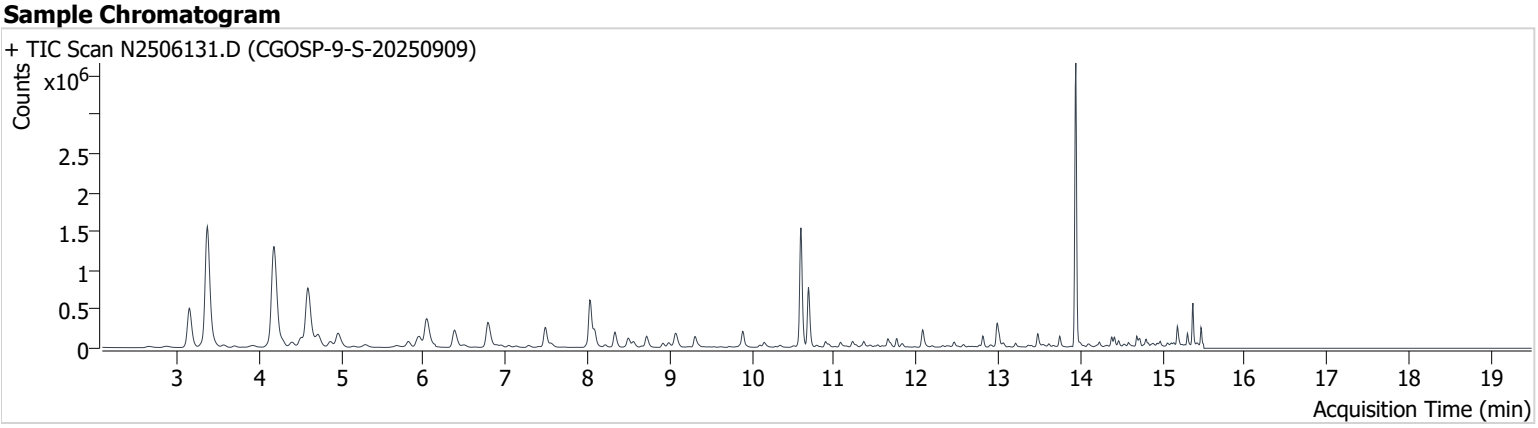

Name	ISTD	RT	ICAL RT	Resp.	Int. Flag
Benzene-d6 (IS)		8.028	8.064	865,576	
Benzene	Benzene-d6 (IS)	8.083	8.119	271,511	
Toluene-d8 (IS)		10.597	10.627	1,279,832	
Toluene	Toluene-d8 (IS)	10.689	10.719	654,225	
Ethylbenzene	Toluene-d8 (IS)	12.812	12.842	109,388	
m-/p-Xylenes	Toluene-d8 (IS)	12.989	13.038	277,330	
o-Xylene	Toluene-d8 (IS)	13.479	13.509	108,165	

Benzene-d6 (IS)

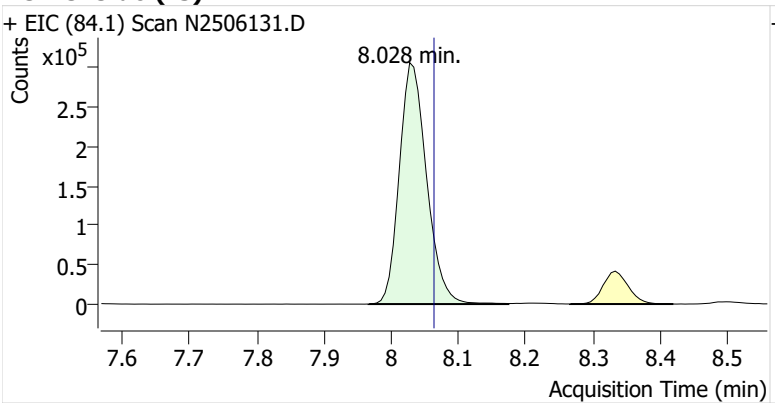

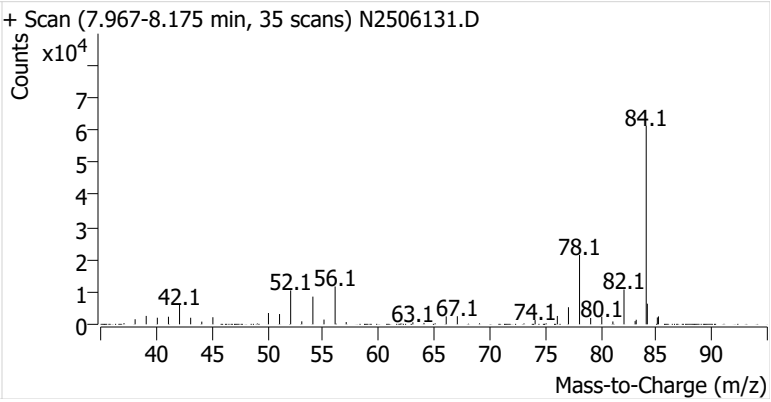

Benzene

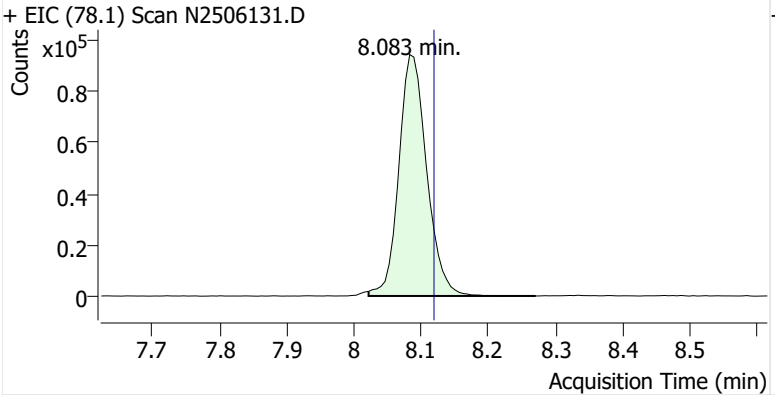

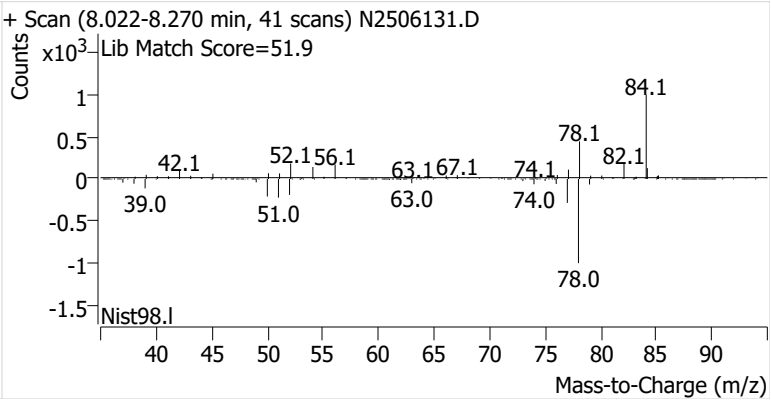

Toluene-d8 (IS)

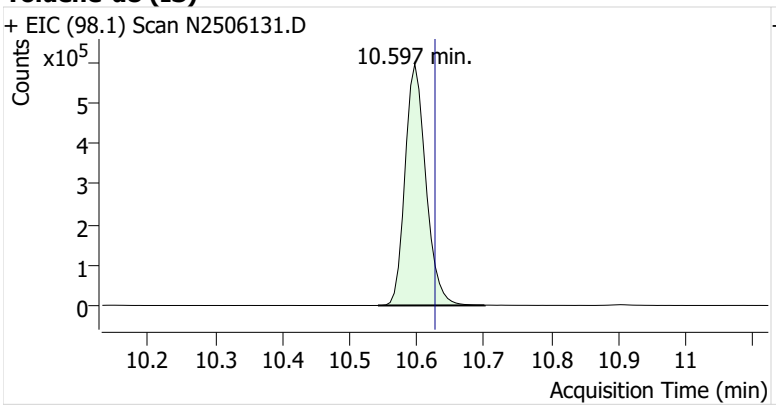

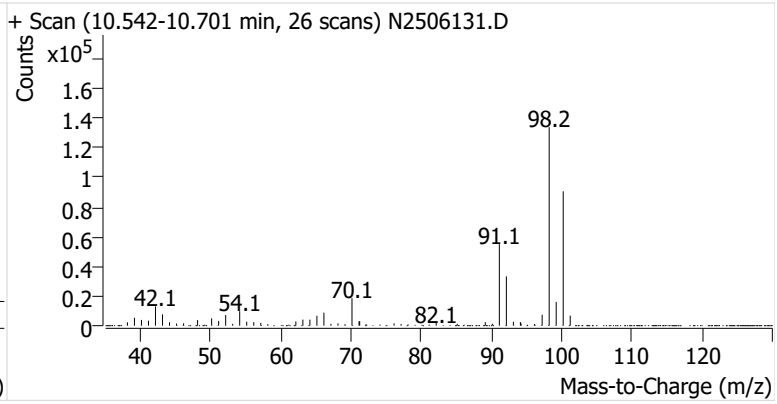

Toluene

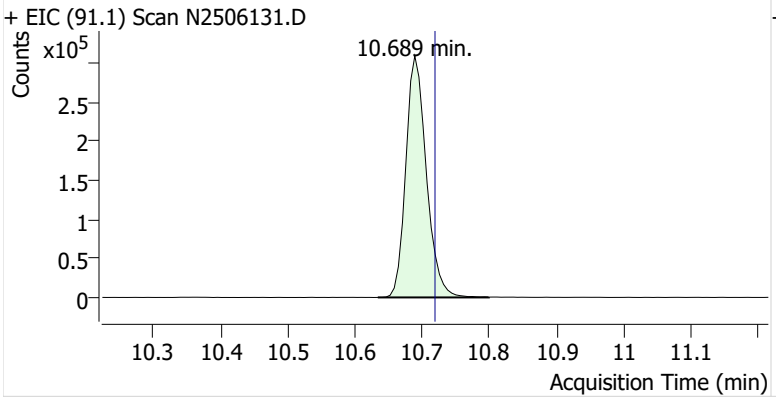

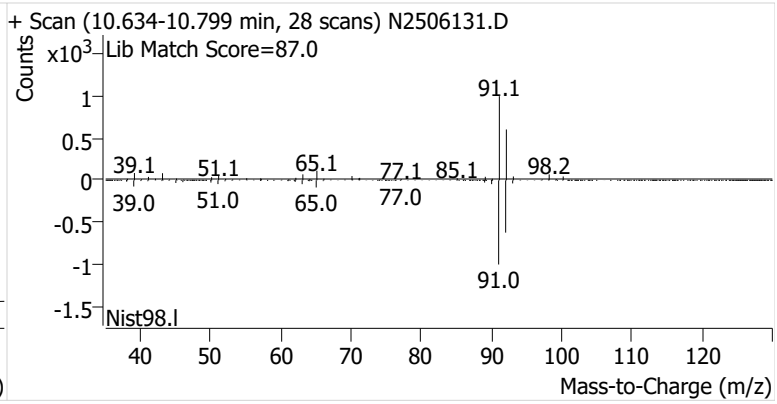

Ethylbenzene

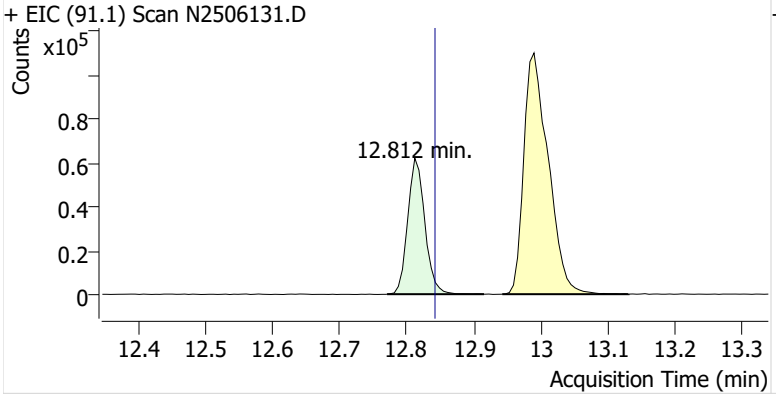

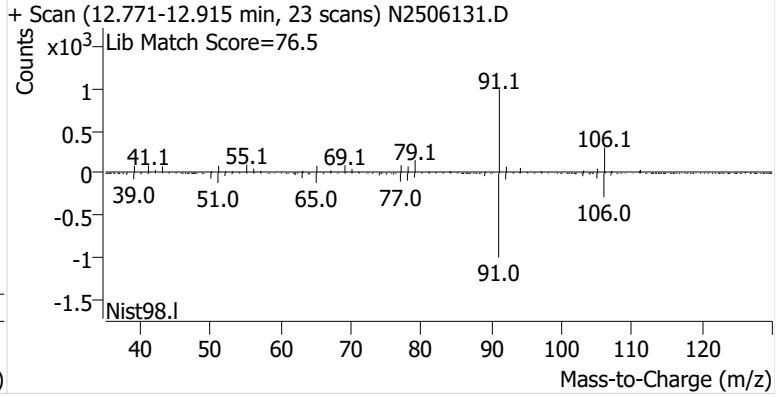

m-/p-Xylenes

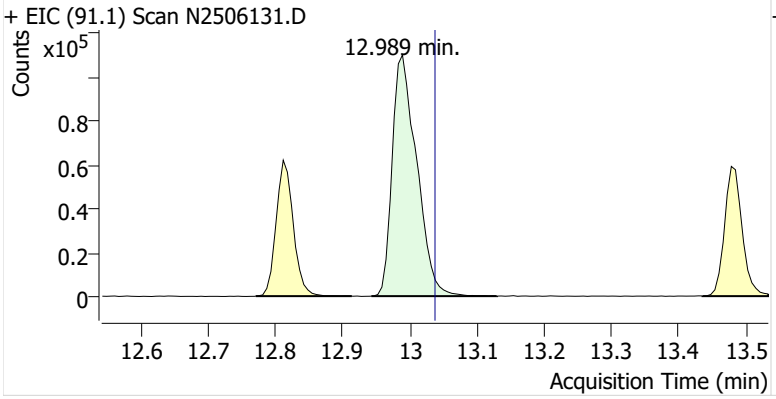

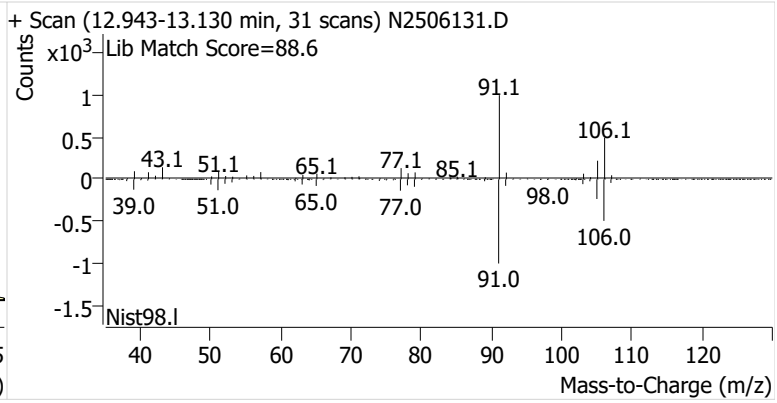

o-Xylene

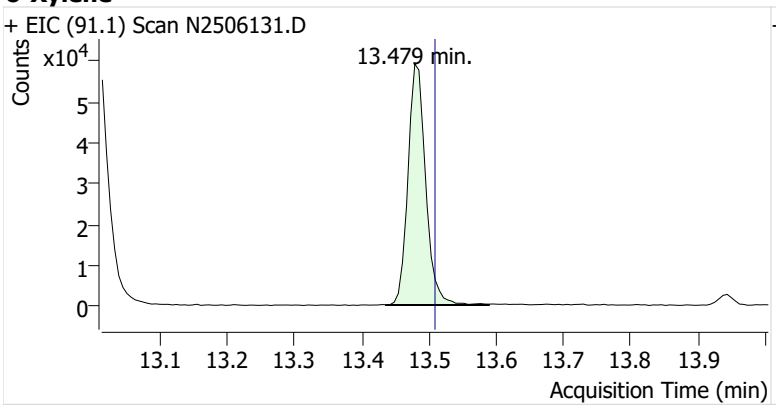
+ EIC (91.1) Scan N2506131.D
Counts
x10^4
13.479 min.
5
4
3
2
1
0
13.1
13.2
13.3
13.4
13.5
13.6
13.7
13.8
13.9
Acquisition Time (min)

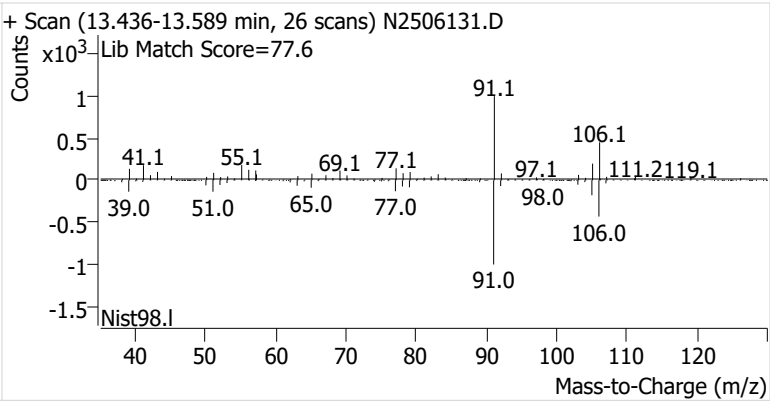
+ Scan (13.436-13.589 min, 26 scans) N2506131.D
Counts
x10^3
Lib Match Score=77.6
91.1
106.1
41.1
55.1
69.1
77.1
97.1
111.2
119.1
39.0
51.0
65.0
77.0
98.0
106.0
91.0
Nist98.l
1
0.5
0
-0.5
-1
-1.5
40
50
60
70
80
90
100
110
120
Mass-to-Charge (m/z)

Name	CGOSP-9-D-20250909
Comment	C40563
Data File	N2506133.D
Acq. Date-Time	10/9/2025 6:13:48 AM
Acq. Method File	M325B-TD35
Tube Sorbent	Carbopack X
Analyze Quant Version	12.1
Report Quant Version	12.1

Sample Chromatogram

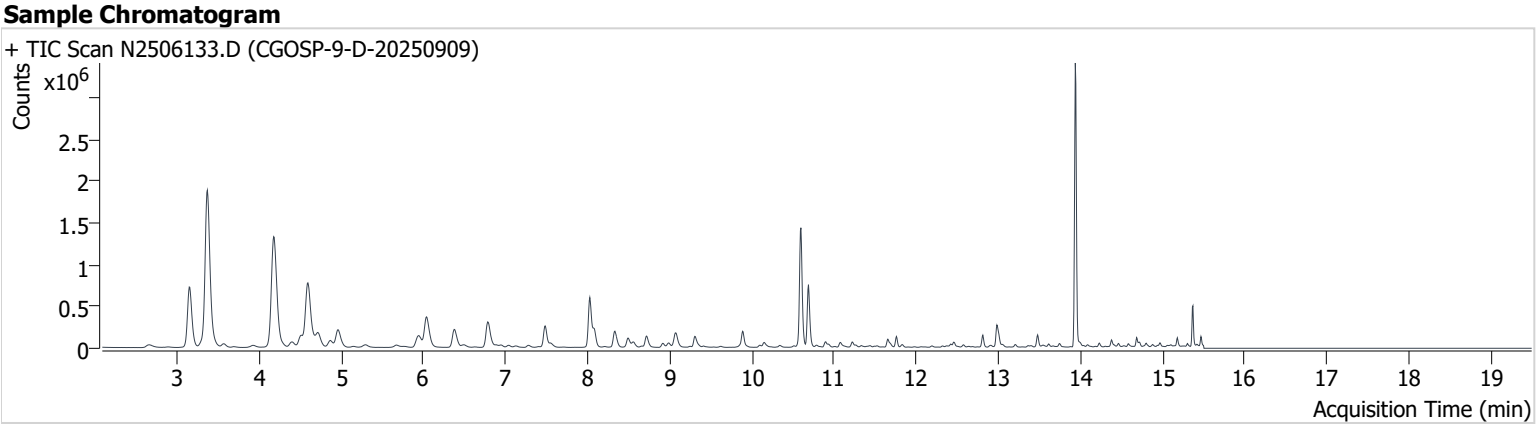

Name	ISTD	RT	ICAL RT	Resp.	Int. Flag
Benzene-d6 (IS)		8.028	8.064	828,839	
Benzene	Benzene-d6 (IS)	8.083	8.119	272,629	
Toluene-d8 (IS)		10.597	10.627	1,217,552	
Toluene	Toluene-d8 (IS)	10.689	10.719	633,674	
Ethylbenzene	Toluene-d8 (IS)	12.812	12.842	109,240	
m-/p-Xylenes	Toluene-d8 (IS)	12.983	13.038	240,444	
o-Xylene	Toluene-d8 (IS)	13.479	13.509	91,795	

Benzene-d6 (IS)

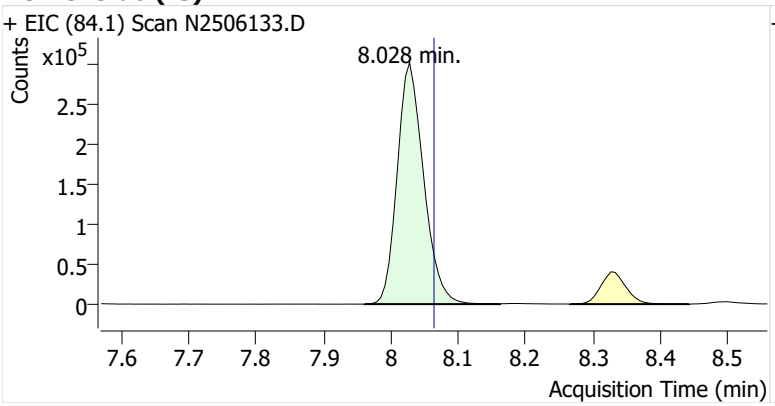

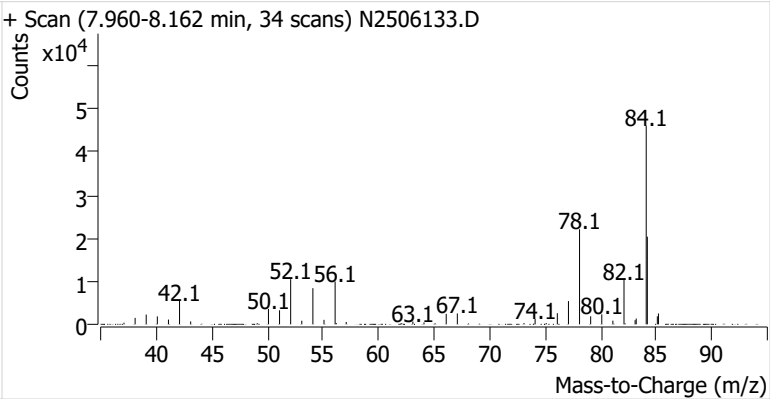

Benzene

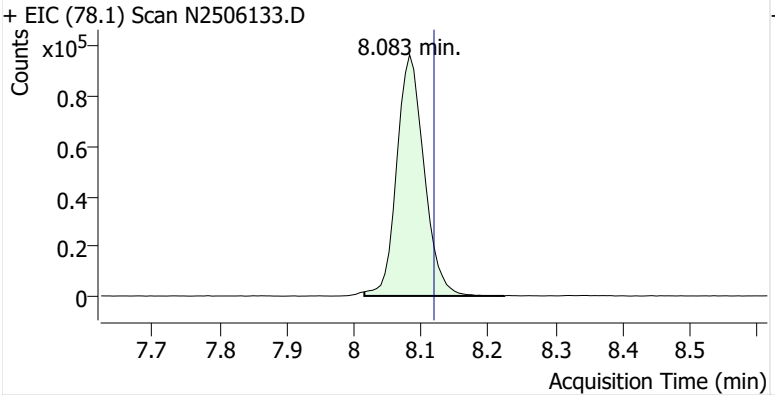

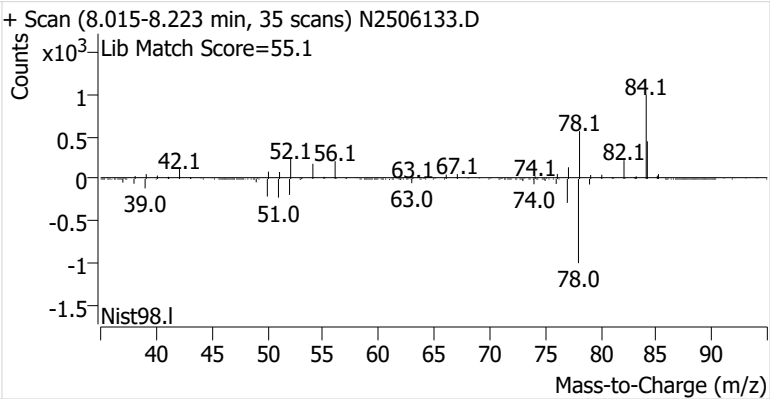

Toluene-d8 (IS)

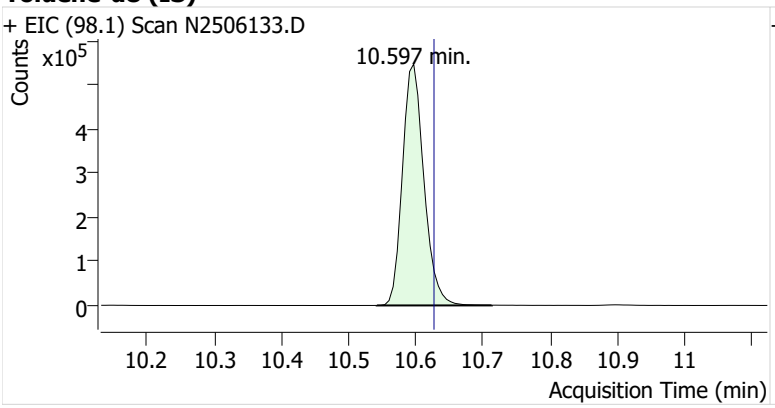

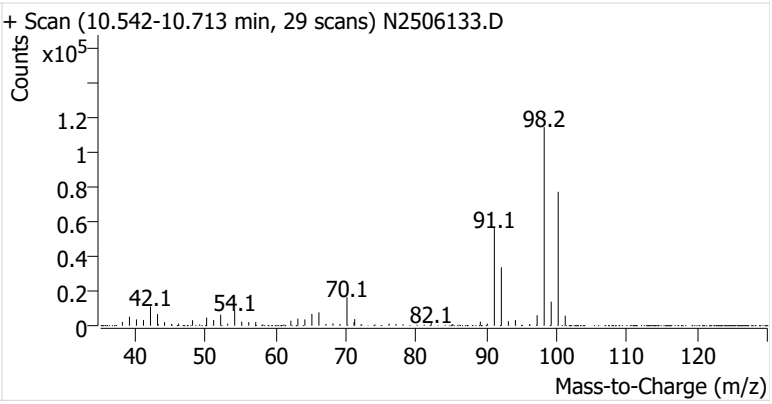

Toluene

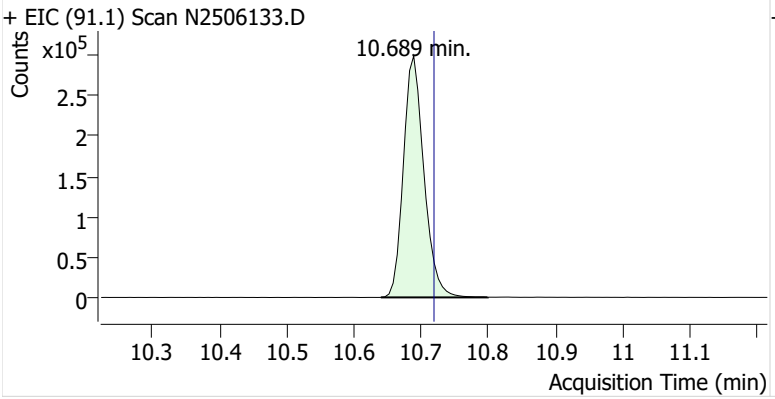

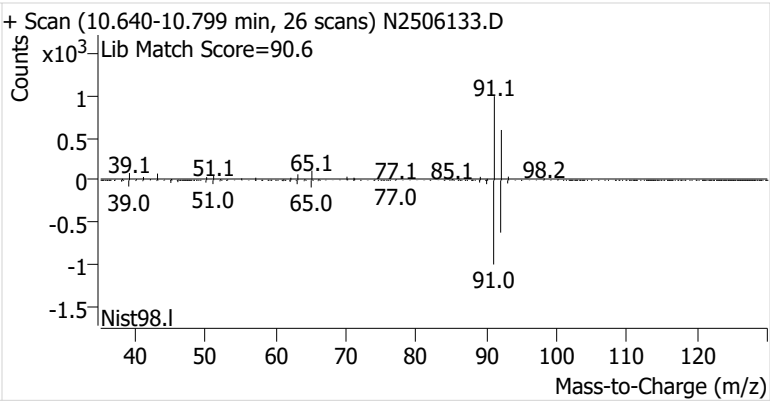

Ethylbenzene

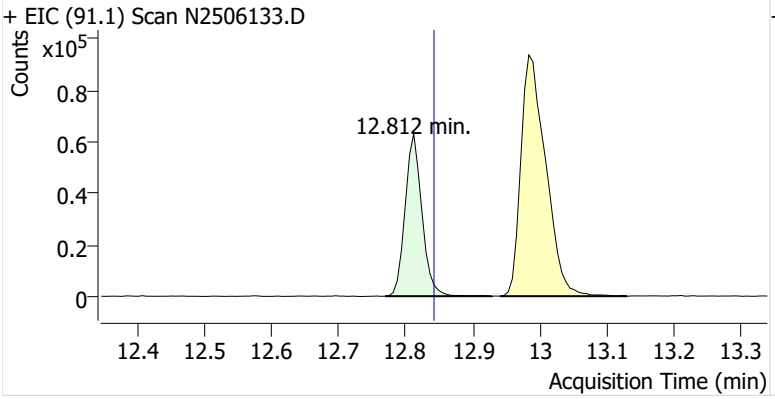

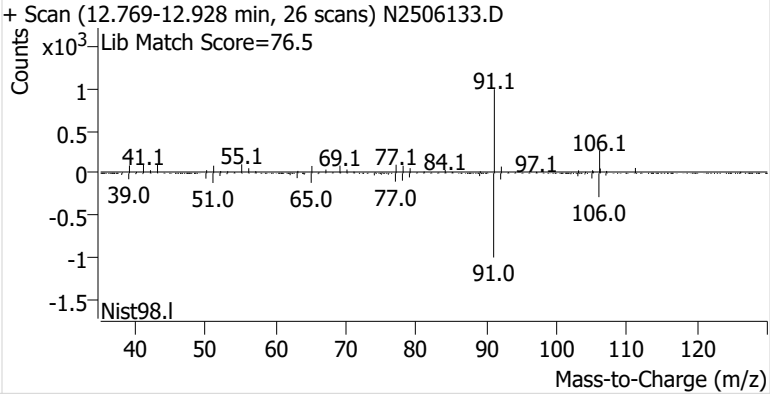

m-/p-Xylenes

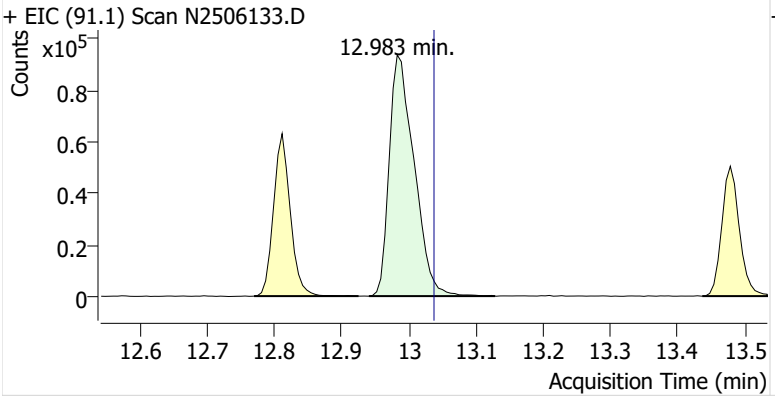

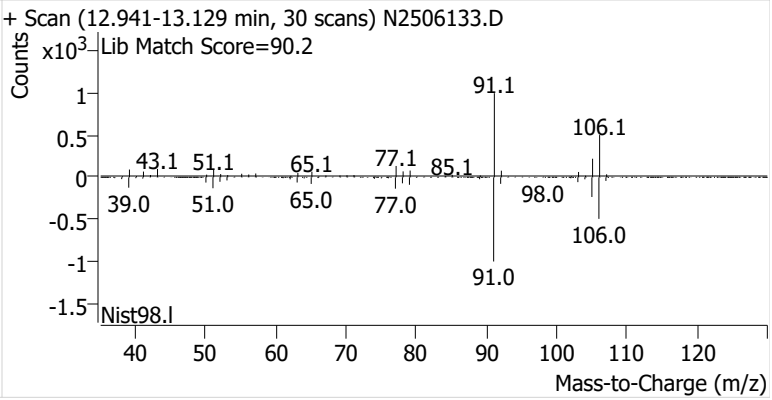

o-Xylene

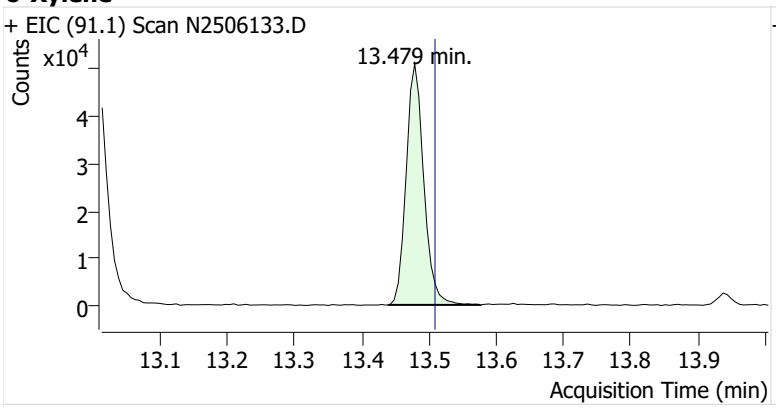
+ EIC (91.1) Scan N2506133.D
Counts
x10^4
13.479 min.
4
3
2
1
0
13.1 13.2 13.3 13.4 13.5 13.6 13.7 13.8 13.9
Acquisition Time (min)

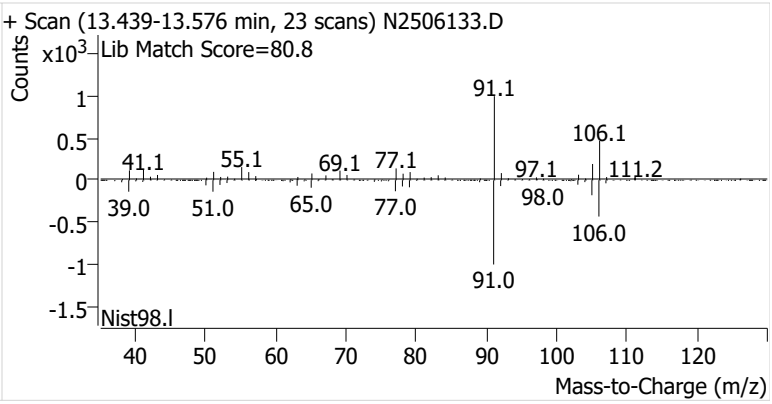
+ Scan (13.439-13.576 min, 23 scans) N2506133.D
Counts
x10^3
Lib Match Score=80.8
91.1
106.1
41.1
55.1
69.1
77.1
97.1
111.2
39.0
51.0
65.0
77.0
98.0
106.0
91.0
Nist98.l
1
0.5
0
-0.5
-1
-1.5
40 50 60 70 80 90 100 110 120
Mass-to-Charge (m/z)

Name	CGOSP-10-S-20250909
Comment	C55776
Data File	N2506134.D
Acq. Date-Time	10/9/2025 6:53:44 AM
Acq. Method File	M325B-TD35
Tube Sorbent	Carbopack X
Analyze Quant Version	12.1
Report Quant Version	12.1

Sample Chromatogram

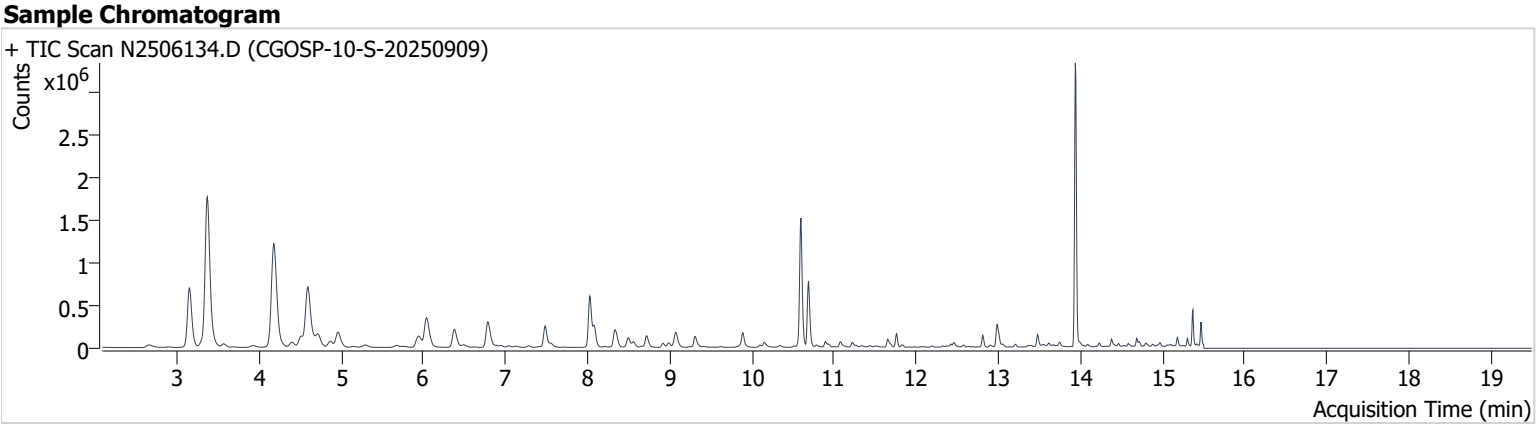

Name	ISTD	RT	ICAL RT	Resp.	Int. Flag
Benzene-d6 (IS)		8.027	8.064	849,228	
Benzene	Benzene-d6 (IS)	8.082	8.119	308,606	
Toluene-d8 (IS)		10.597	10.627	1,251,065	
Toluene	Toluene-d8 (IS)	10.689	10.719	656,949	
Ethylbenzene	Toluene-d8 (IS)	12.812	12.842	105,632	
m-/p-Xylenes	Toluene-d8 (IS)	12.983	13.038	236,776	
o-Xylene	Toluene-d8 (IS)	13.478	13.509	94,207	

Benzene-d6 (IS)

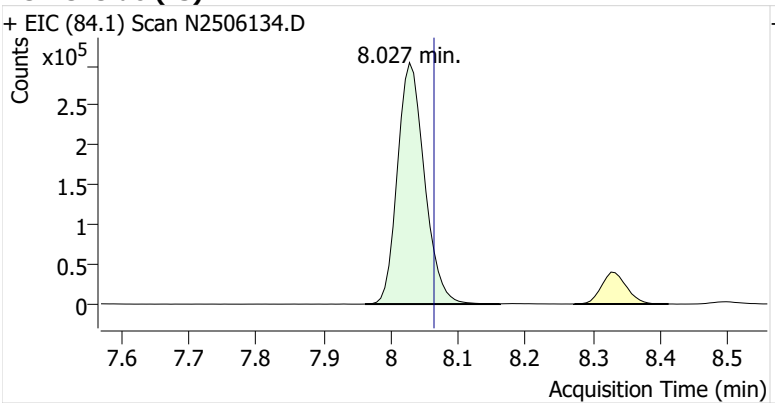

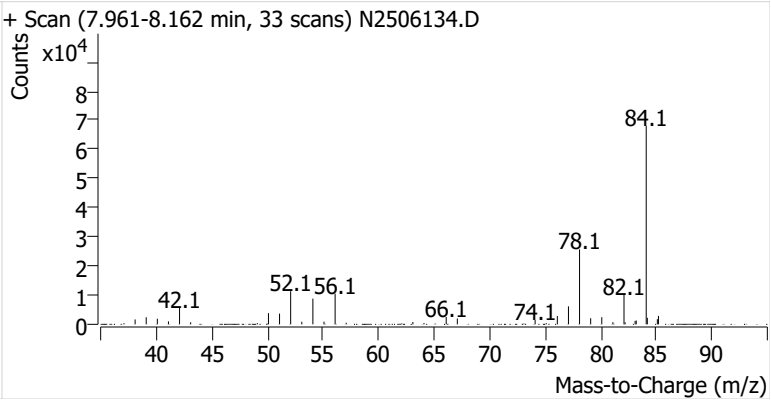

Benzene

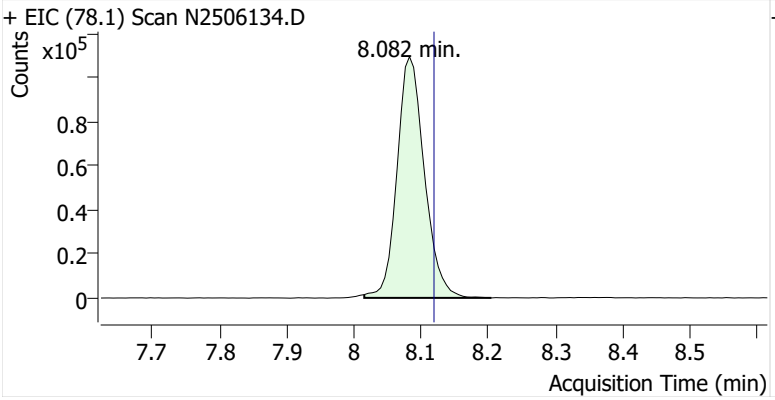

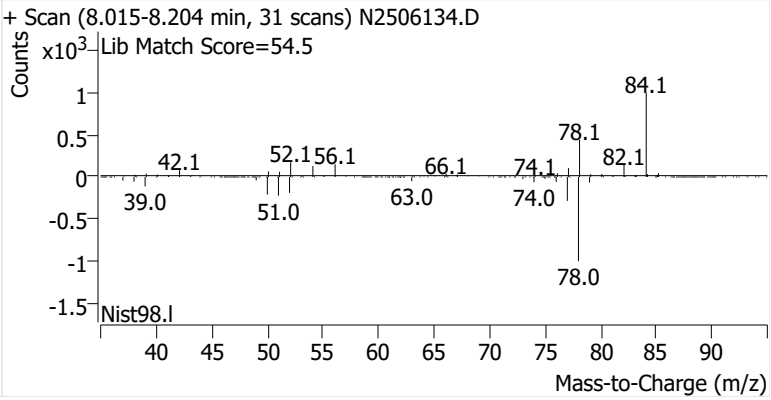

Toluene-d8 (IS)

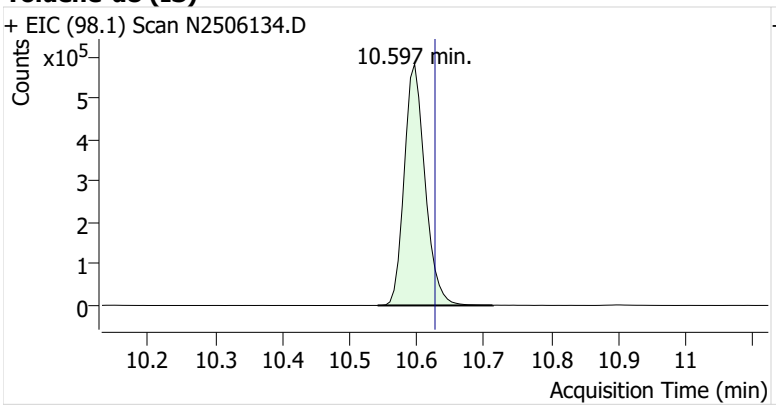

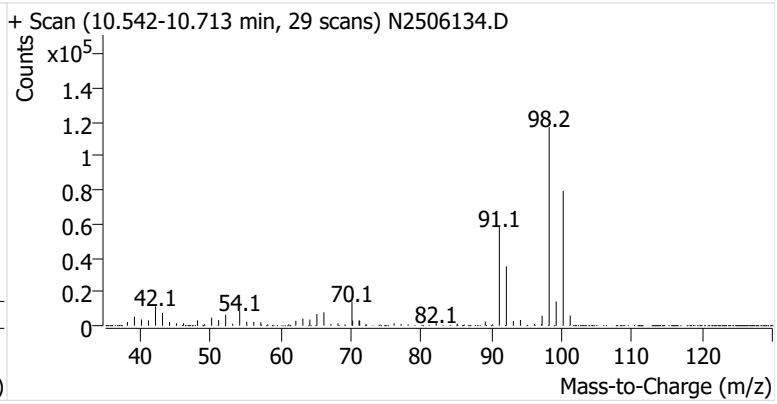

Toluene

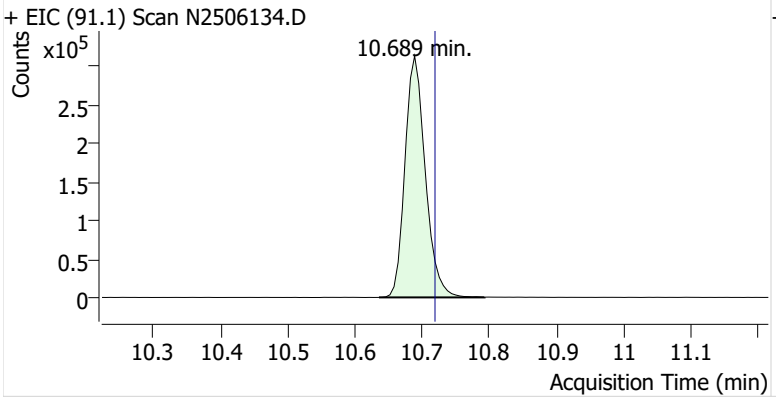

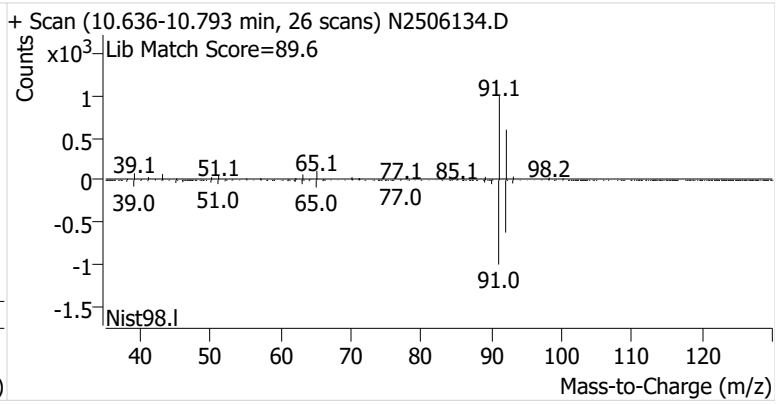

Ethylbenzene

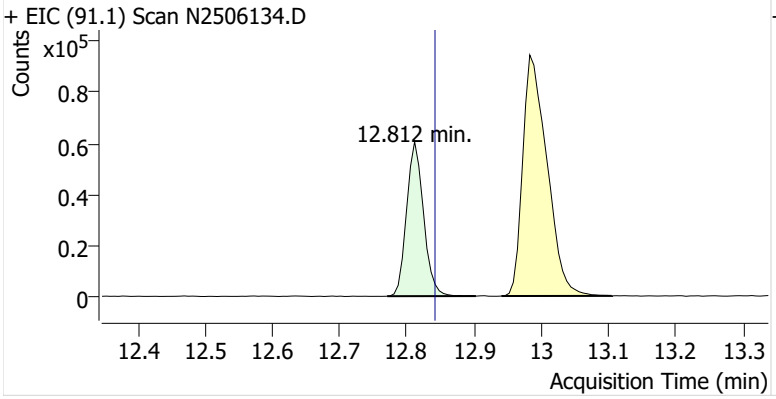

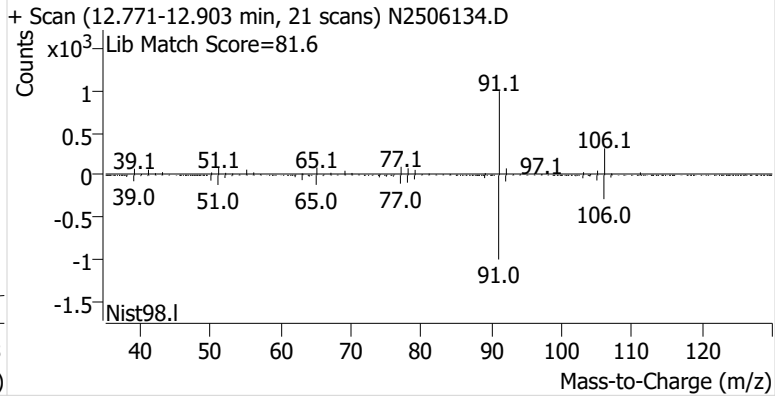

m-/p-Xylenes

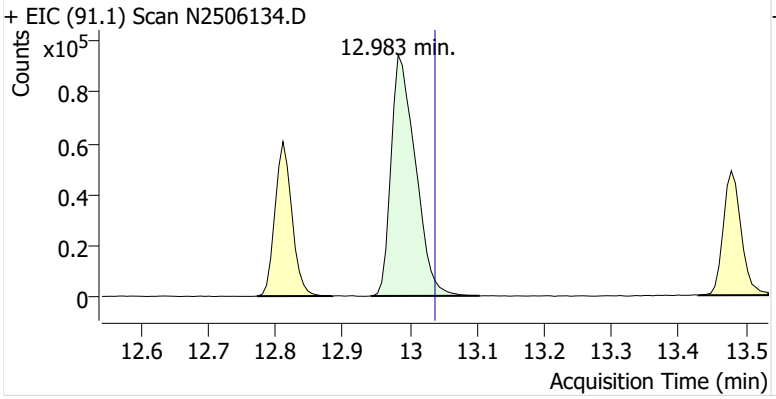

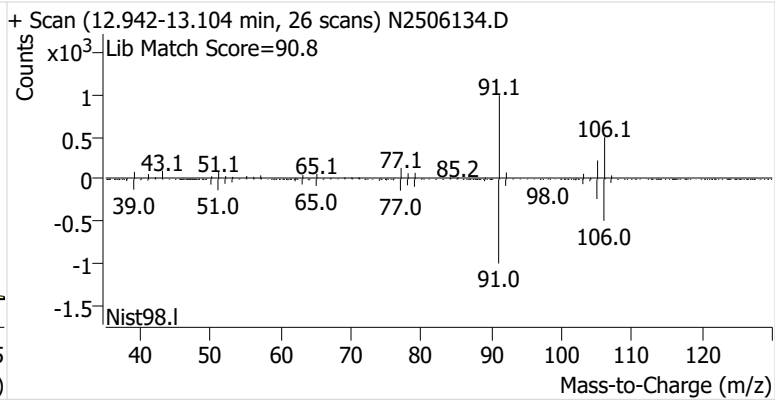

o-Xylene

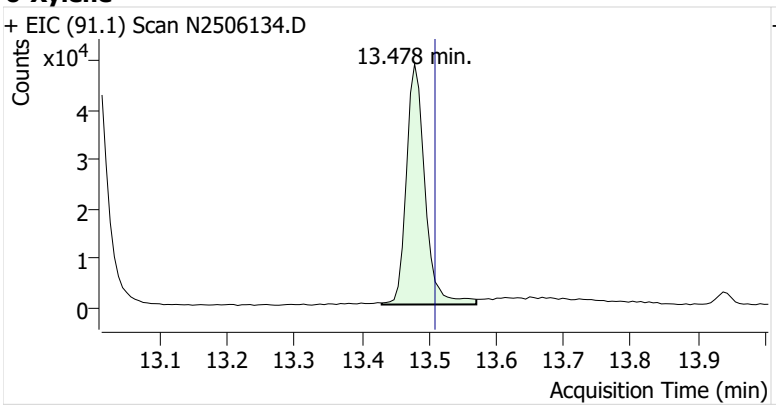
+ EIC (91.1) Scan N2506134.D
Counts
x10^4
13.478 min.
4
3
2
1
0
13.1 13.2 13.3 13.4 13.5 13.6 13.7 13.8 13.9
Acquisition Time (min)

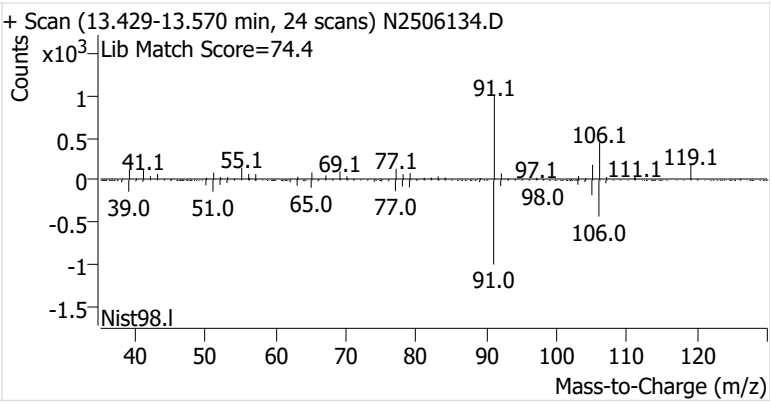
+ Scan (13.429-13.570 min, 24 scans) N2506134.D
Counts
x10^3
Lib Match Score=74.4
91.1
106.1
41.1
55.1
69.1
77.1
97.1
111.1
119.1
39.0
51.0
65.0
77.0
98.0
106.0
91.0
Nist98.l
1
0.5
0
-0.5
-1
-1.5
40 50 60 70 80 90 100 110 120
Mass-to-Charge (m/z)

Name	CGOSP-11-S-20250909
Comment	C56861
Data File	N2506135.D
Acq. Date-Time	10/9/2025 7:33:40 AM
Acq. Method File	M325B-TD35
Tube Sorbent	Carbopack X
Analyze Quant Version	12.1
Report Quant Version	12.1

Sample Chromatogram

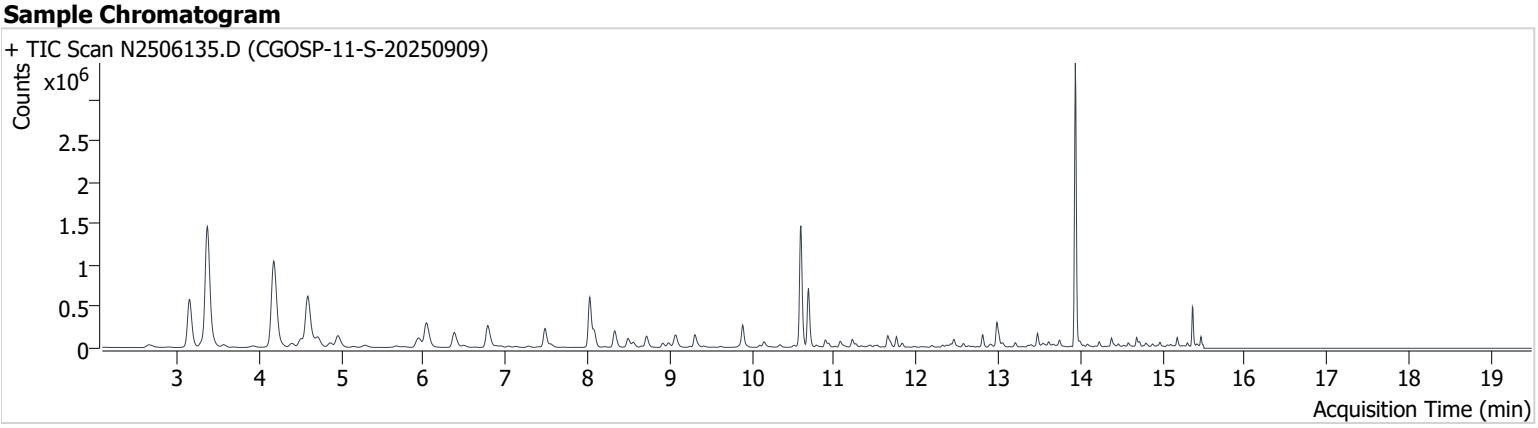

Name	ISTD	RT	ICAL RT	Resp.	Int. Flag
Benzene-d6 (IS)		8.028	8.064	855,897	
Benzene	Benzene-d6 (IS)	8.083	8.119	252,466	
Toluene-d8 (IS)		10.597	10.627	1,242,547	
Toluene	Toluene-d8 (IS)	10.689	10.719	610,975	
Ethylbenzene	Toluene-d8 (IS)	12.812	12.842	115,488	
m-/p-Xylenes	Toluene-d8 (IS)	12.983	13.038	258,278	
o-Xylene	Toluene-d8 (IS)	13.479	13.509	102,112	

Benzene-d6 (IS)

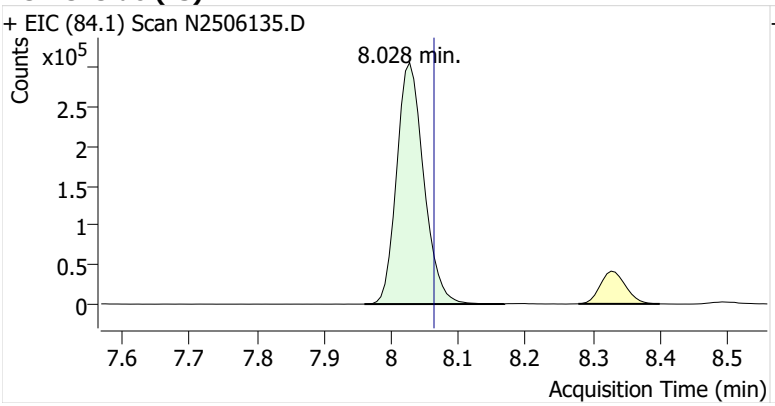

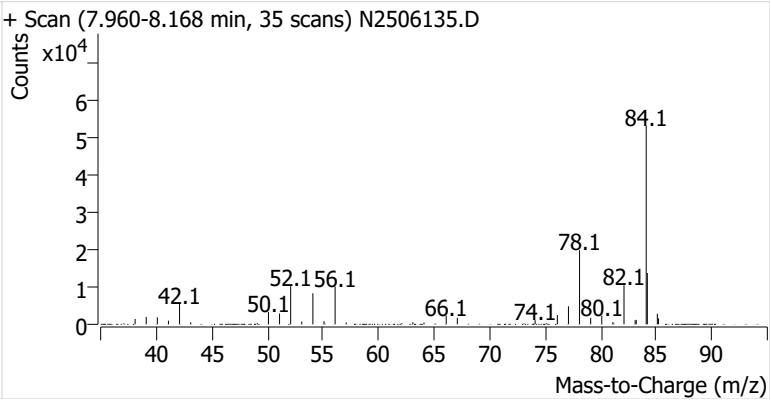

Benzene

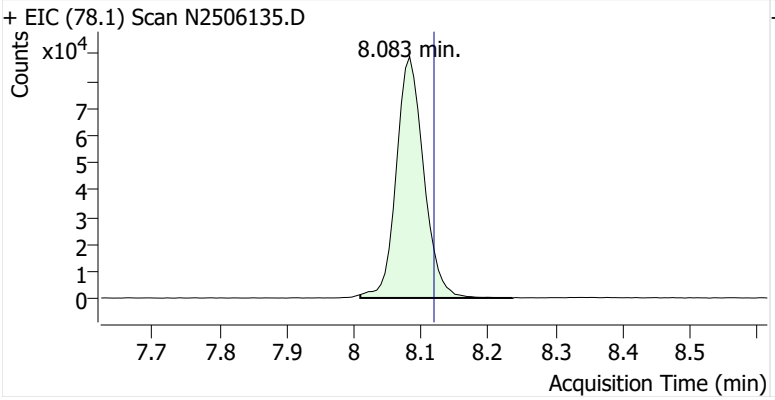

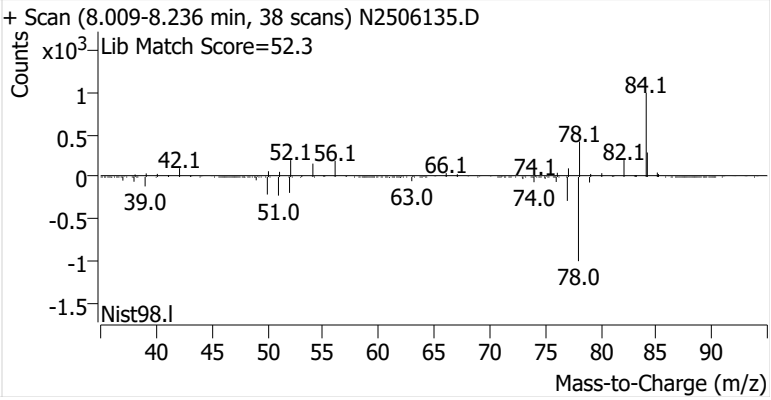

Toluene-d8 (IS)

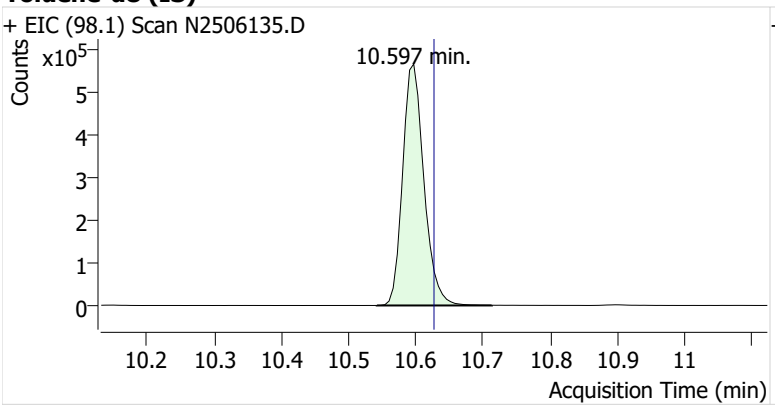

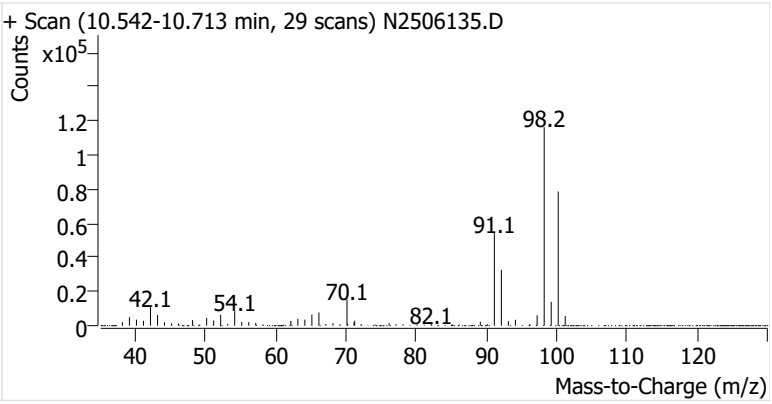

Toluene

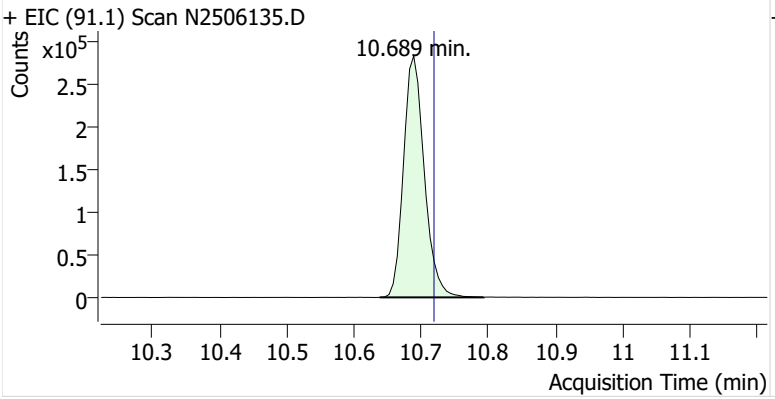

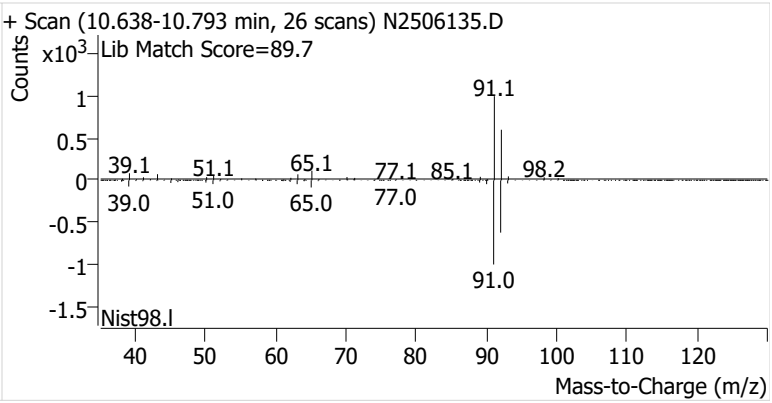

Ethylbenzene

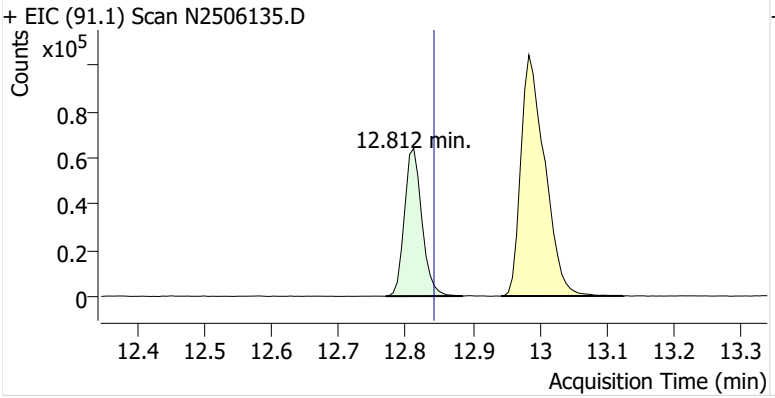

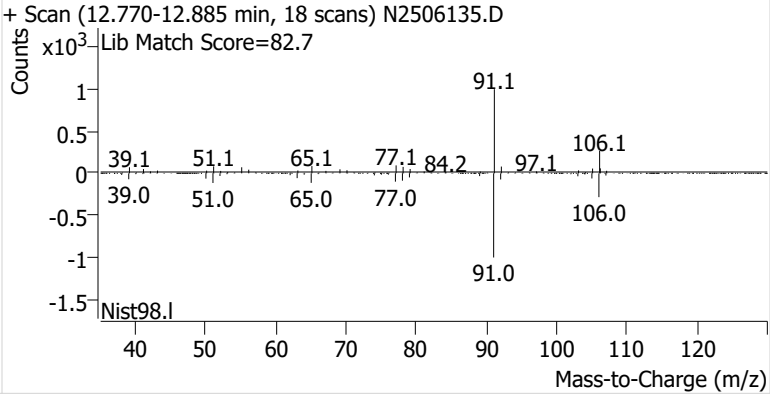

m-/p-Xylenes

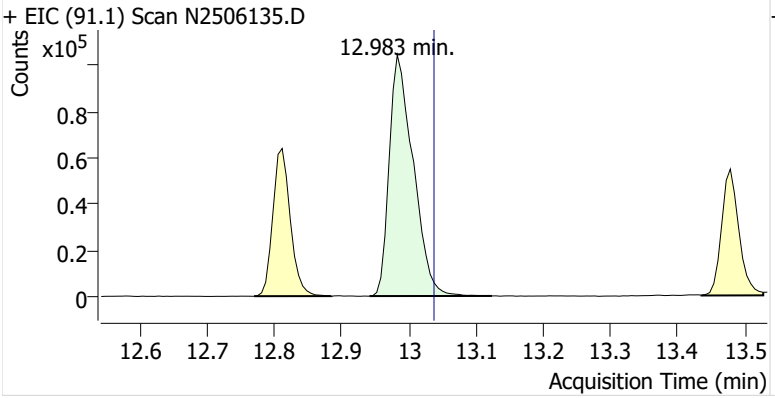

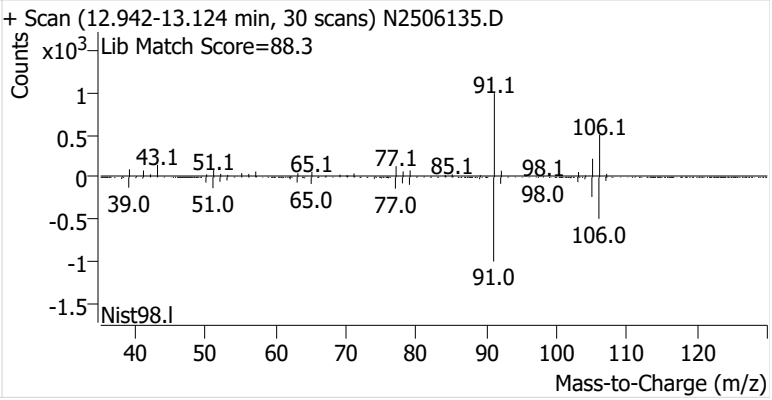

o-Xylene

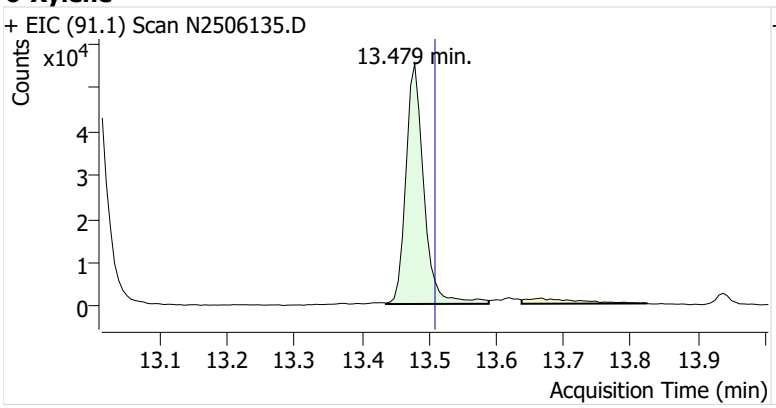
+ EIC (91.1) Scan N2506135.D
Counts
x10^4
13.479 min.
4
3
2
1
0
13.1 13.2 13.3 13.4 13.5 13.6 13.7 13.8 13.9
Acquisition Time (min)

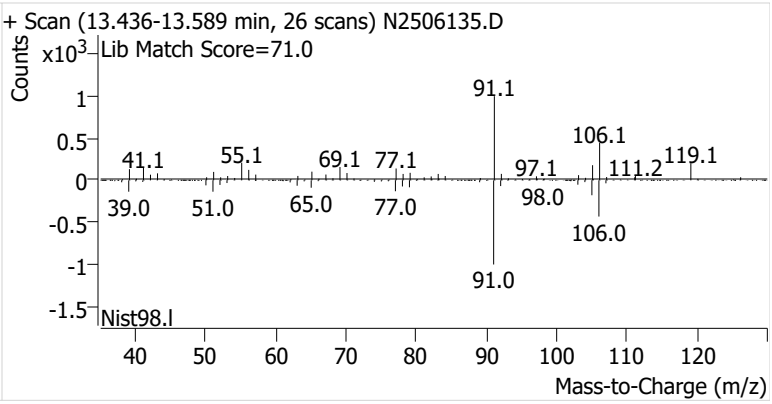
+ Scan (13.436-13.589 min, 26 scans) N2506135.D
Counts
x10^3
Lib Match Score=71.0
91.1
106.1
41.1
55.1
69.1
77.1
97.1
111.2
119.1
39.0
51.0
65.0
77.0
98.0
106.0
91.0
1
0.5
0
-0.5
-1
-1.5
Nist98.l
40 50 60 70 80 90 100 110 120
Mass-to-Charge (m/z)

Name	CGOSP-12-S-20250909
Comment	B37373
Data File	N2506136.D
Acq. Date-Time	10/9/2025 8:13:37 AM
Acq. Method File	M325B-TD35
Tube Sorbent	Carbopack X
Analyze Quant Version	12.1
Report Quant Version	12.1

Sample Chromatogram

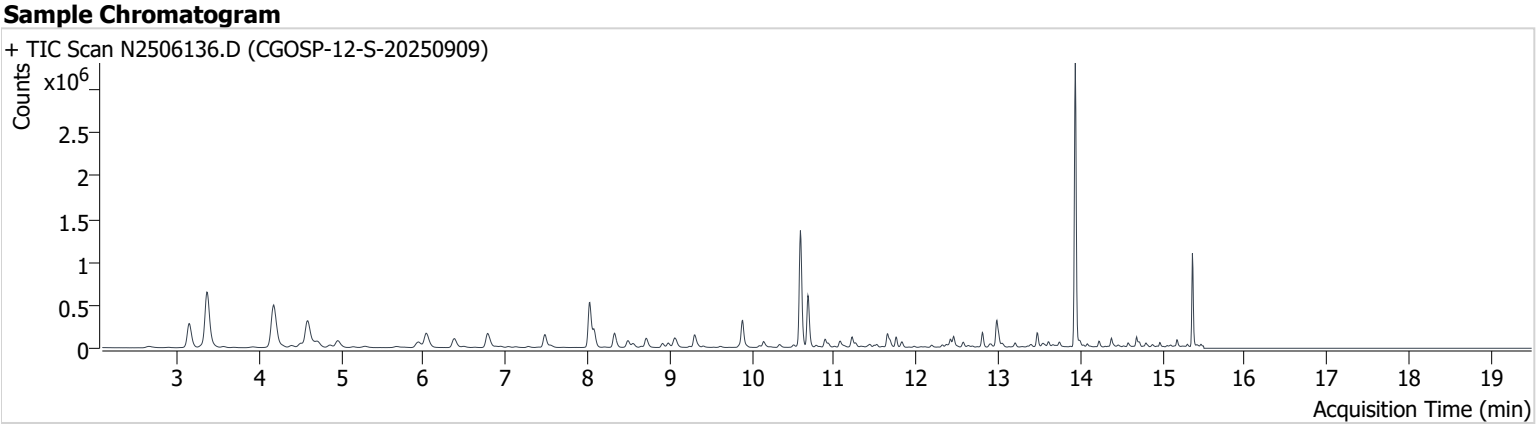

Name	ISTD	RT	ICAL RT	Resp.	Int. Flag
Benzene-d6 (IS)		8.027	8.064	761,353	
Benzene	Benzene-d6 (IS)	8.076	8.119	258,149	
Toluene-d8 (IS)		10.591	10.627	1,152,385	
Toluene	Toluene-d8 (IS)	10.683	10.719	529,120	
Ethylbenzene	Toluene-d8 (IS)	12.805	12.842	128,976	
m-/p-Xylenes	Toluene-d8 (IS)	12.983	13.038	265,221	
o-Xylene	Toluene-d8 (IS)	13.472	13.509	102,138	

Benzene-d6 (IS)

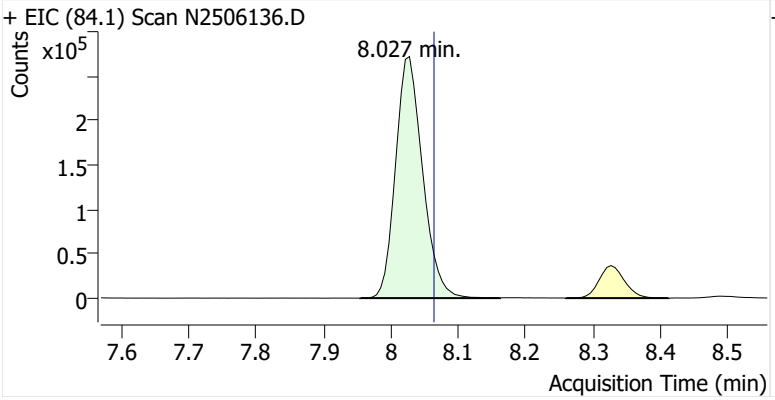

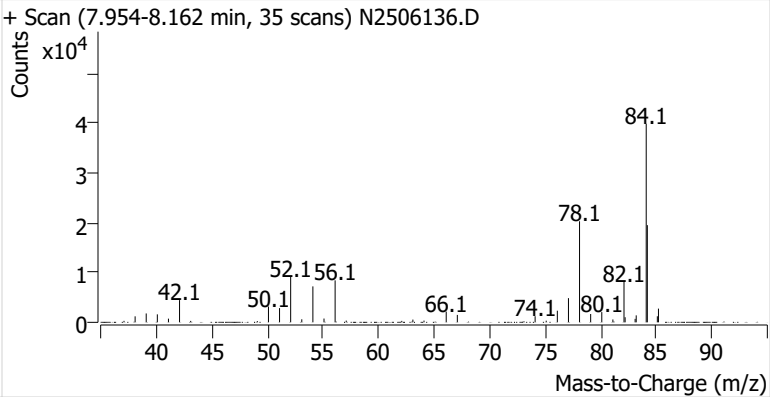

Benzene

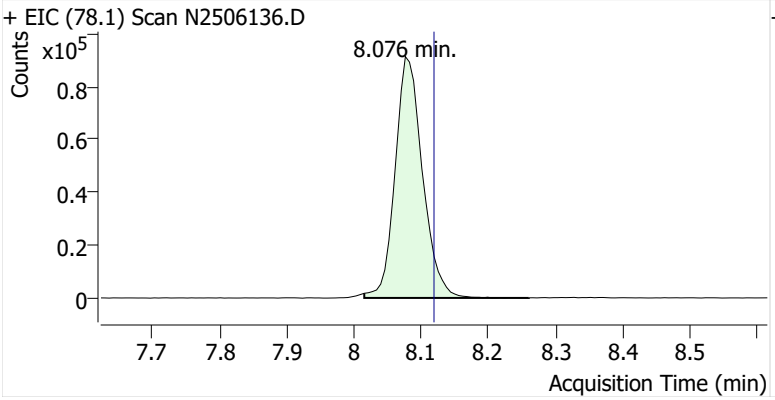

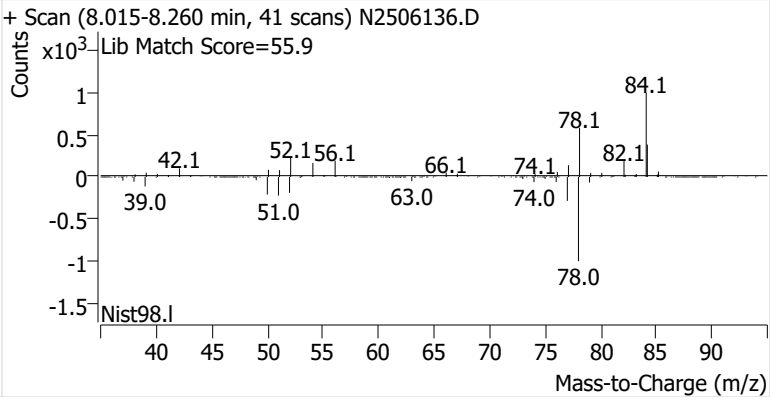

Toluene-d8 (IS)

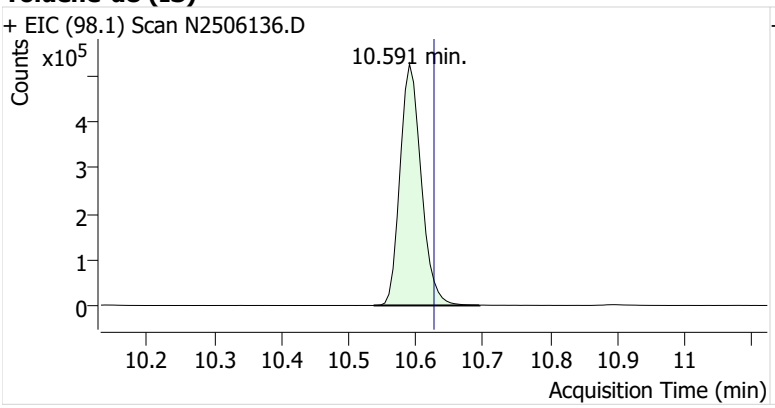

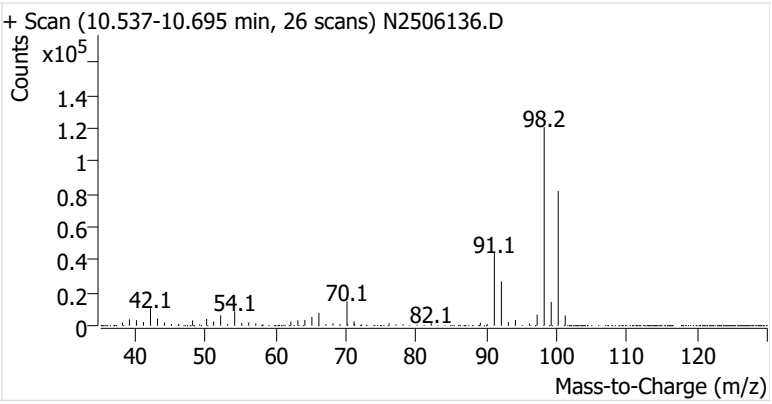

Toluene

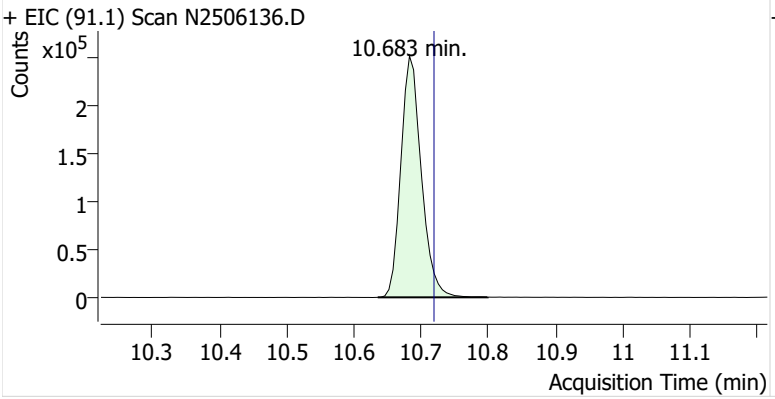

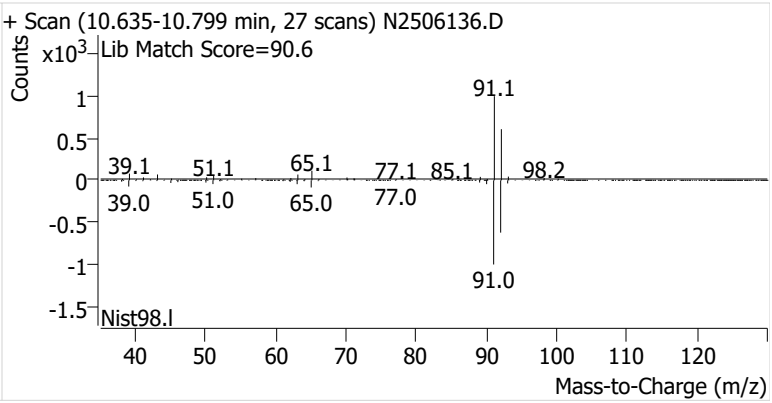

Ethylbenzene

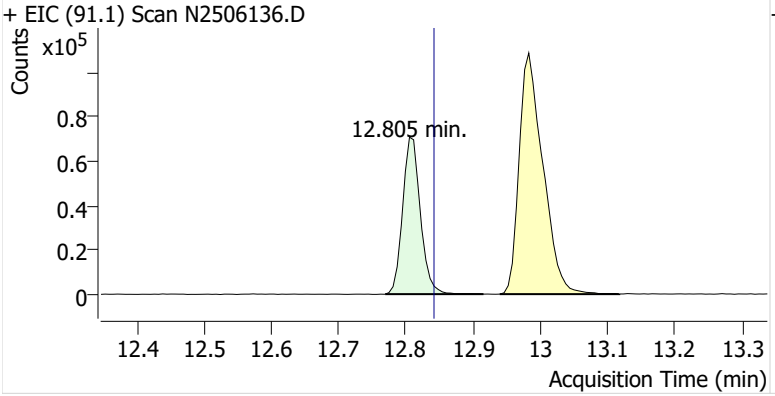

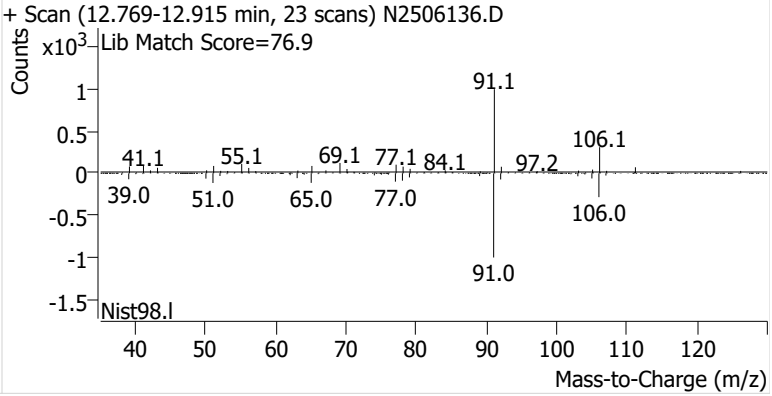

m-/p-Xylenes

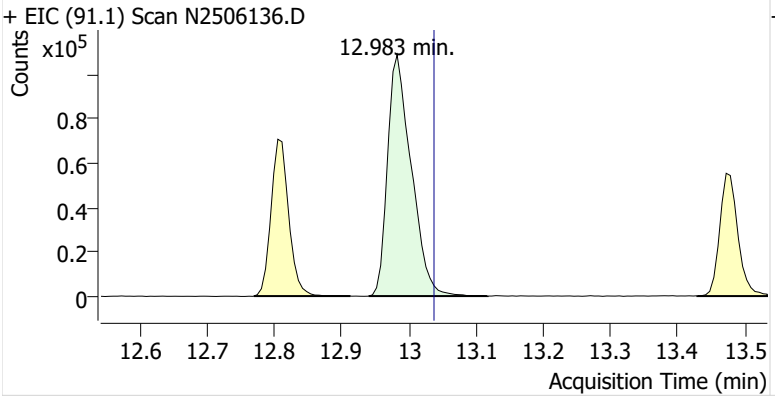

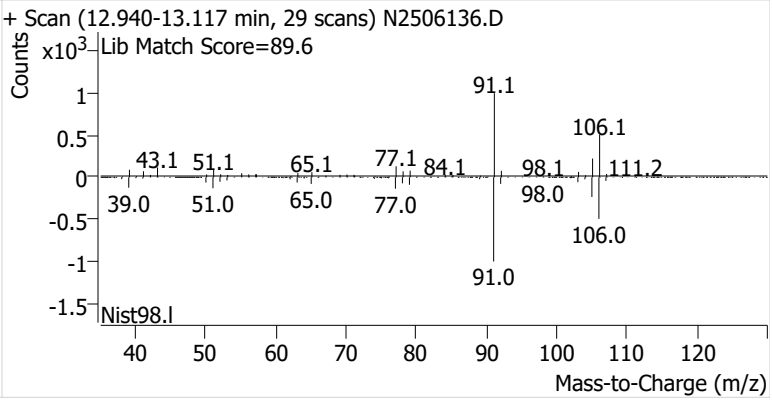

o-Xylene

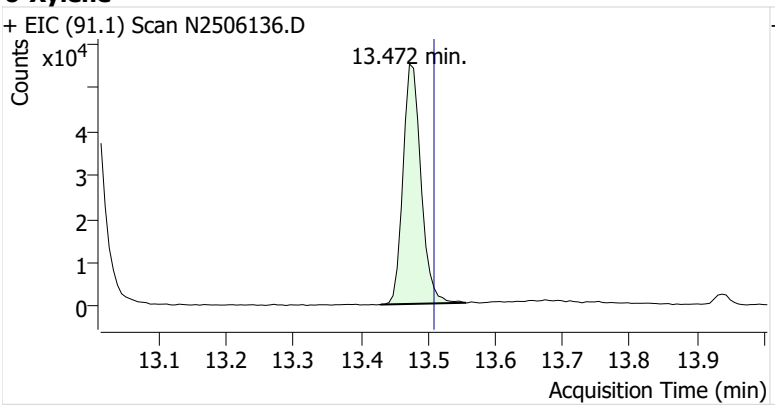
+ EIC (91.1) Scan N2506136.D
Counts
x10^4
13.472 min.
4
3
2
1
0
13.1
13.2
13.3
13.4
13.5
13.6
13.7
13.8
13.9
Acquisition Time (min)

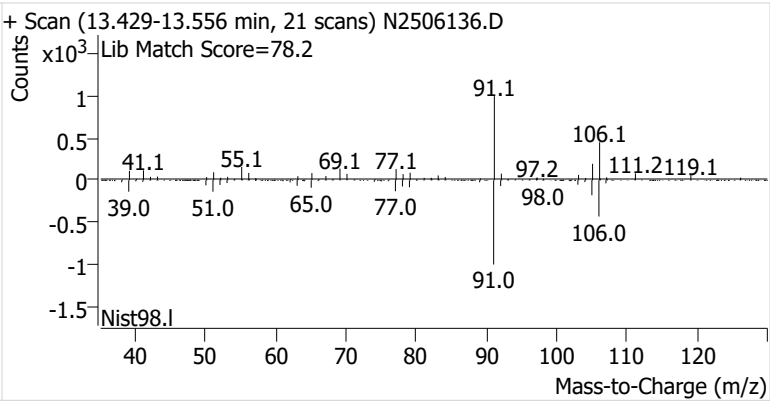
+ Scan (13.429-13.556 min, 21 scans) N2506136.D
Counts
x10^3
Lib Match Score=78.2
91.1
106.1
41.1
55.1
69.1
77.1
97.2
111.2
119.1
39.0
51.0
65.0
77.0
98.0
106.0
91.0
Nist98.l
1
0.5
0
-0.5
-1
-1.5
40
50
60
70
80
90
100
110
120
Mass-to-Charge (m/z)

Name	CGOSP-13-S-20250909
Comment	C69699
Data File	N2506137.D
Acq. Date-Time	10/9/2025 8:53:32 AM
Acq. Method File	M325B-TD35
Tube Sorbent	Carbopack X
Analyze Quant Version	12.1
Report Quant Version	12.1

Sample Chromatogram

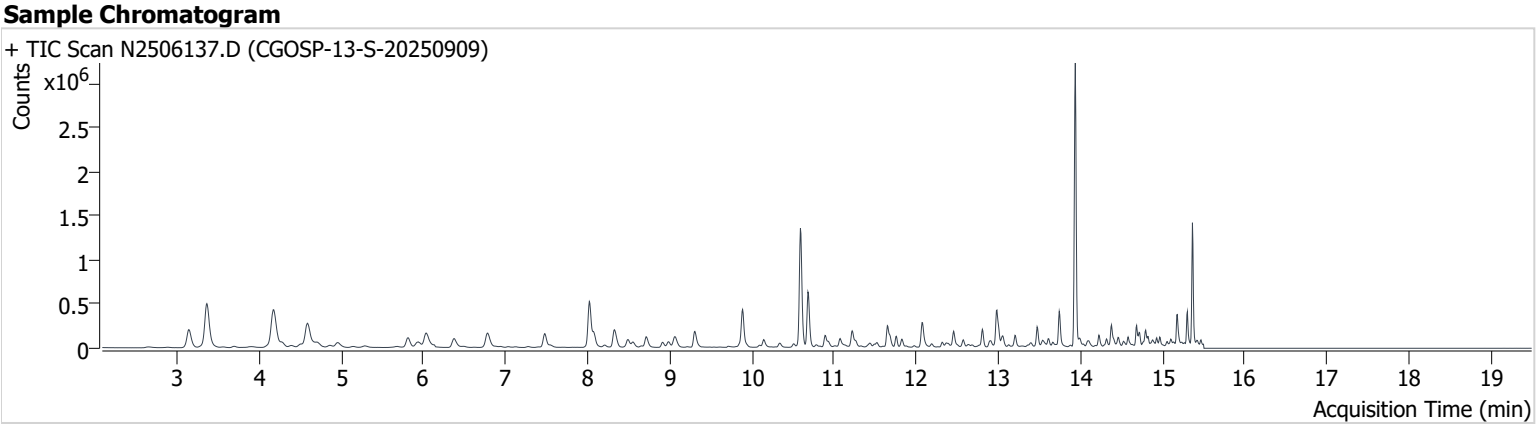

Name	ISTD	RT	ICAL RT	Resp.	Int. Flag
Benzene-d6 (IS)		8.021	8.064	754,274	
Benzene	Benzene-d6 (IS)	8.077	8.119	186,059	
Toluene-d8 (IS)		10.591	10.627	1,141,952	
Toluene	Toluene-d8 (IS)	10.683	10.719	558,148	
Ethylbenzene	Toluene-d8 (IS)	12.806	12.842	147,183	
m-/p-Xylenes	Toluene-d8 (IS)	12.983	13.038	360,448	
o-Xylene	Toluene-d8 (IS)	13.472	13.509	136,147	

Benzene-d6 (IS)

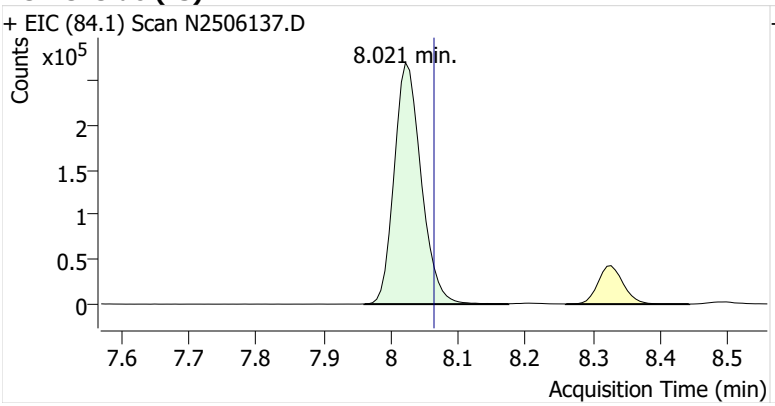

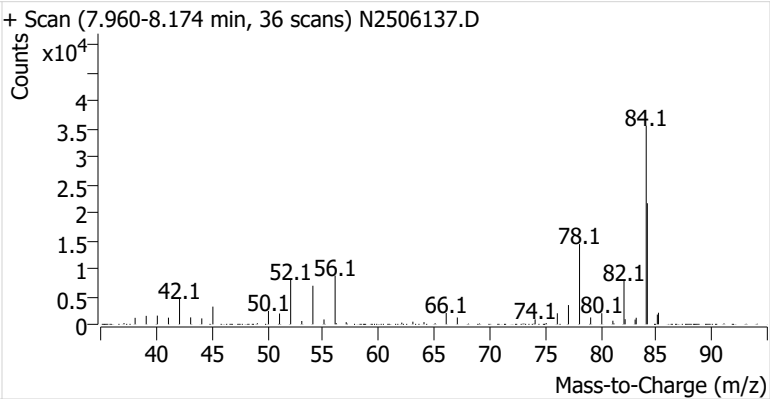

Benzene

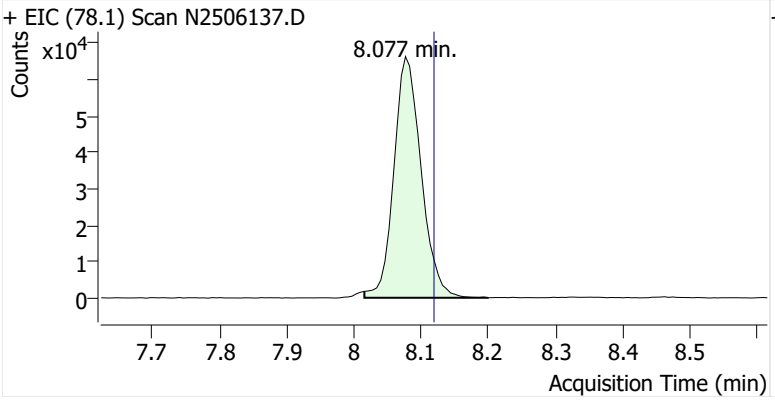

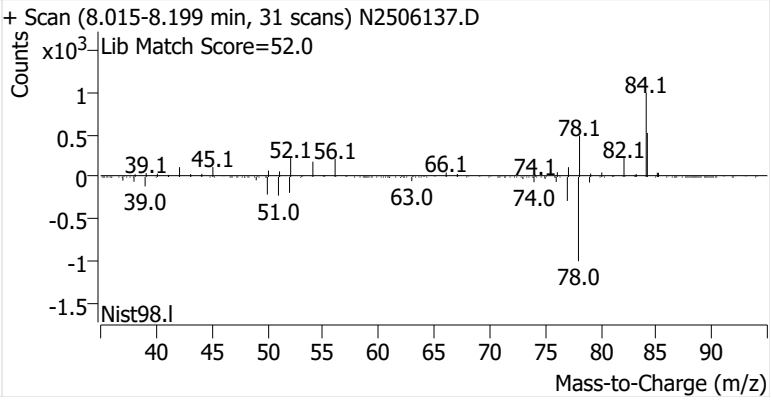

Toluene-d8 (IS)

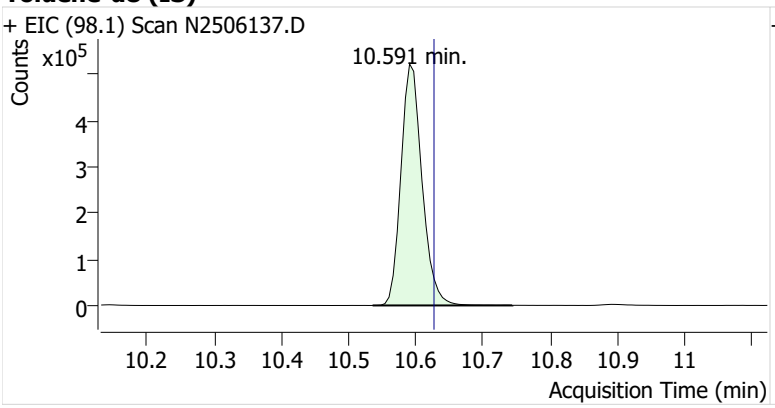

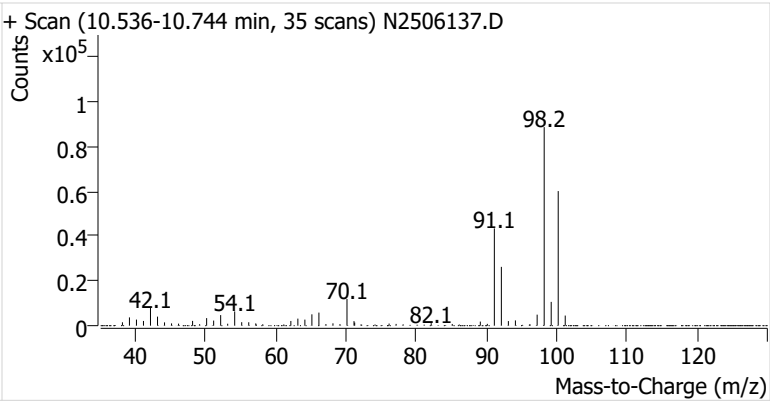

Toluene

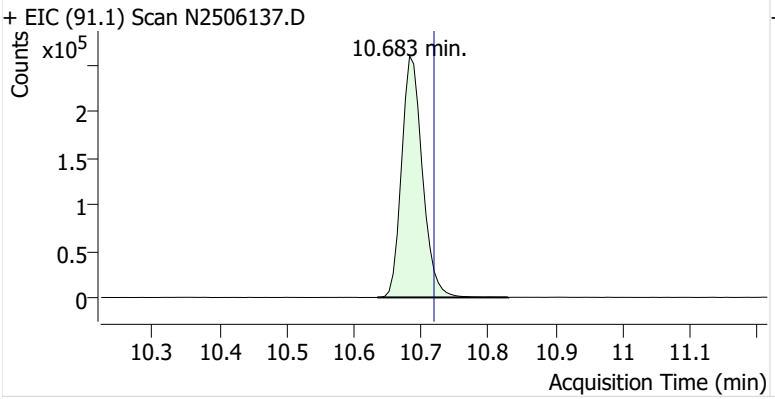

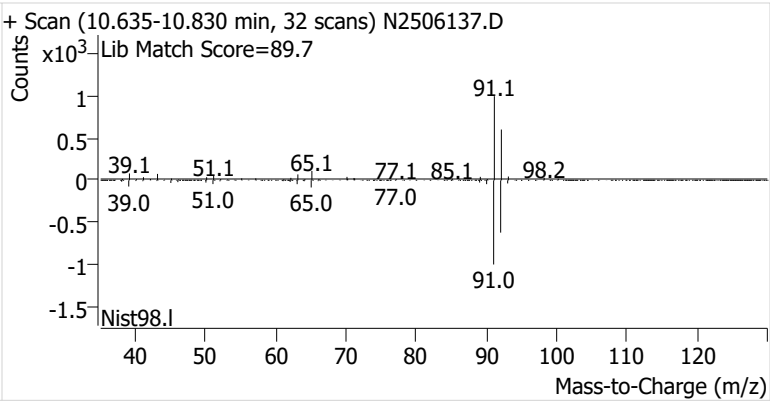

Ethylbenzene

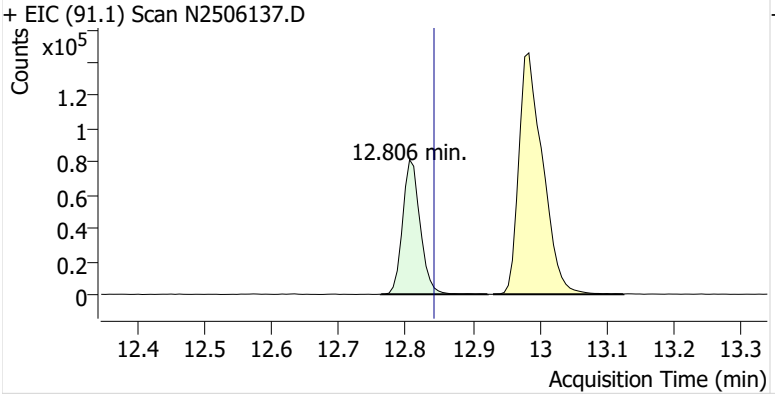

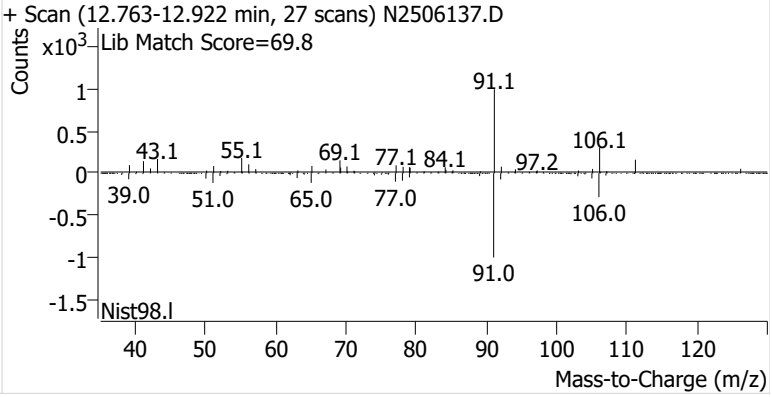

m-/p-Xylenes

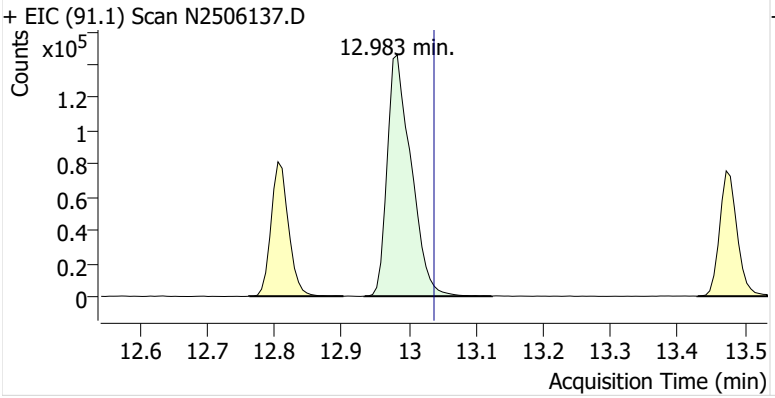

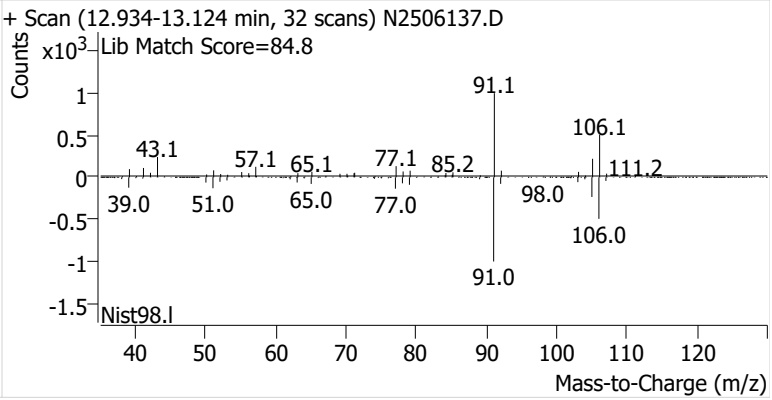

o-Xylene

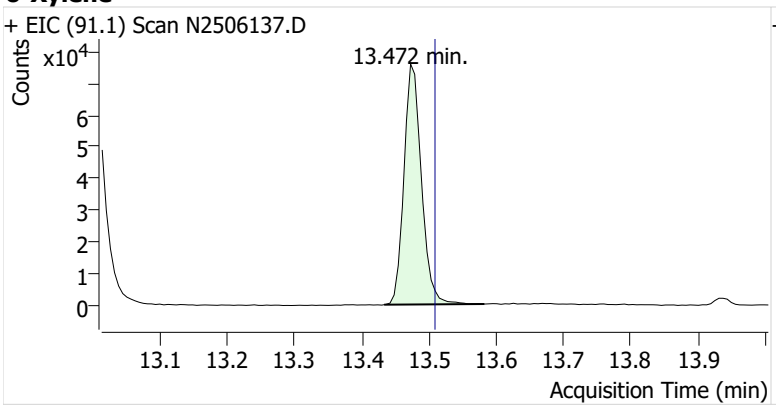
+ EIC (91.1) Scan N2506137.D
Counts
x10^4
13.472 min.
6
5
4
3
2
1
0
13.1
13.2
13.3
13.4
13.5
13.6
13.7
13.8
13.9
Acquisition Time (min)

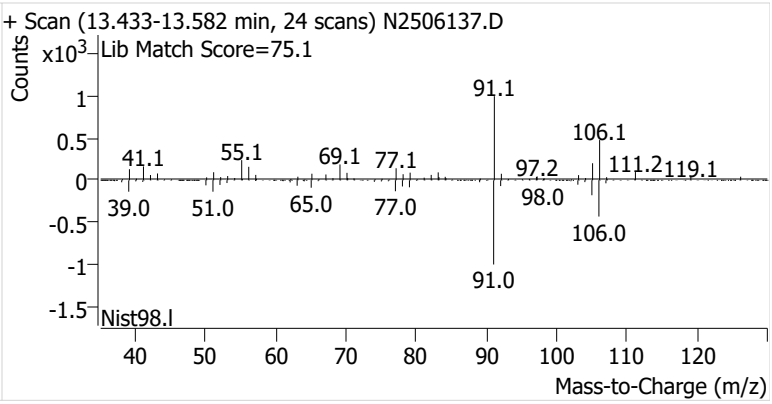
+ Scan (13.433-13.582 min, 24 scans) N2506137.D
Counts
x10^3
Lib Match Score=75.1
1
0.5
0
-0.5
-1
-1.5
91.1
106.1
41.1
55.1
69.1
77.1
97.2
111.2
119.1
39.0
51.0
65.0
77.0
98.0
106.0
91.0
Nist98.l
40
50
60
70
80
90
100
110
120
Mass-to-Charge (m/z)

Name	CGOSP-14-S-20250909
Comment	B49651
Data File	N2506138.D
Acq. Date-Time	10/9/2025 9:33:29 AM
Acq. Method File	M325B-TD35
Tube Sorbent	Carbopack X
Analyze Quant Version	12.1
Report Quant Version	12.1

Sample Chromatogram

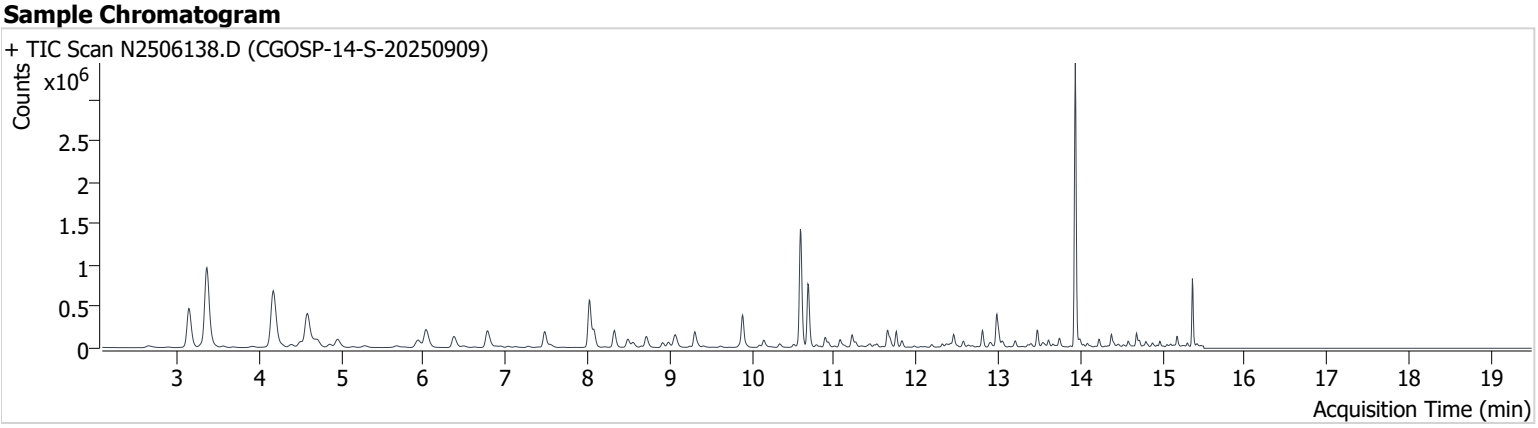

Name	ISTD	RT	ICAL RT	Resp.	Int. Flag
Benzene-d6 (IS)		8.021	8.064	821,262	
Benzene	Benzene-d6 (IS)	8.076	8.119	261,245	
Toluene-d8 (IS)		10.591	10.627	1,212,355	
Toluene	Toluene-d8 (IS)	10.683	10.719	668,555	
Ethylbenzene	Toluene-d8 (IS)	12.805	12.842	152,631	
m-/p-Xylenes	Toluene-d8 (IS)	12.983	13.038	333,560	
o-Xylene	Toluene-d8 (IS)	13.472	13.509	127,289	

Benzene-d6 (IS)

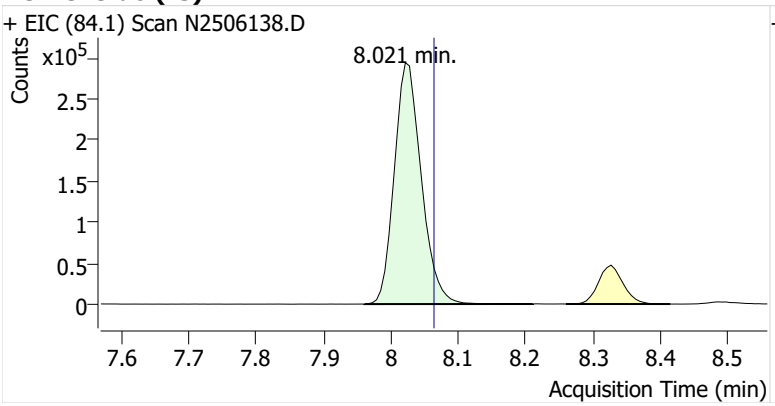

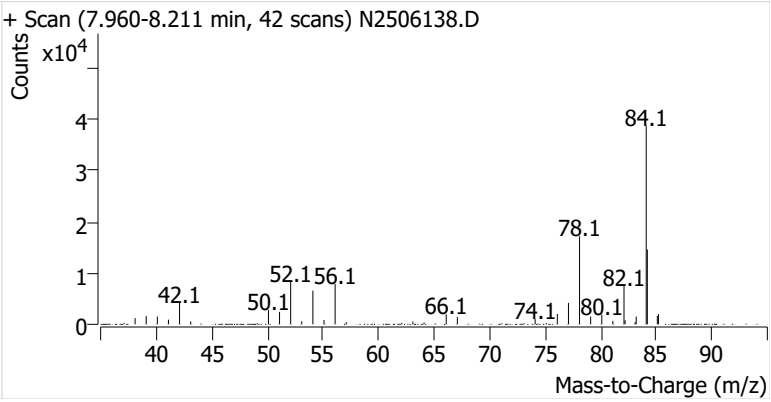

Benzene

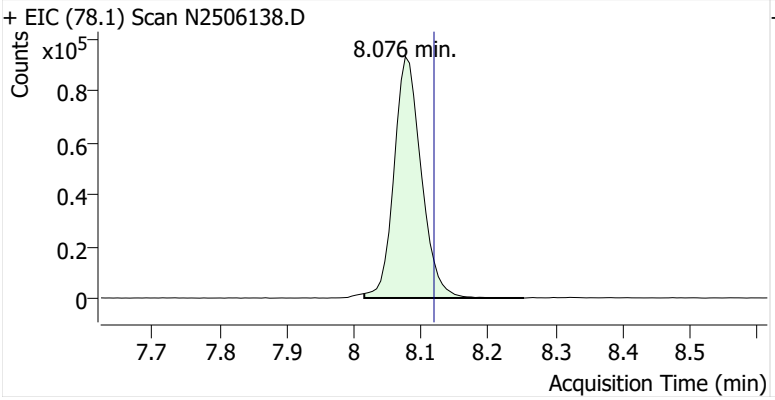

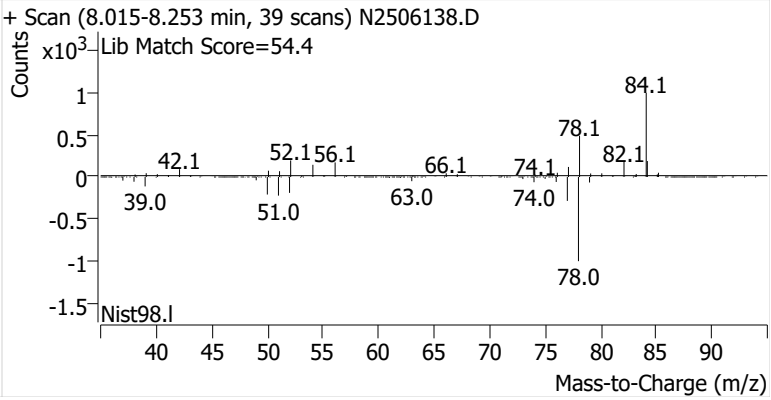

Toluene-d8 (IS)

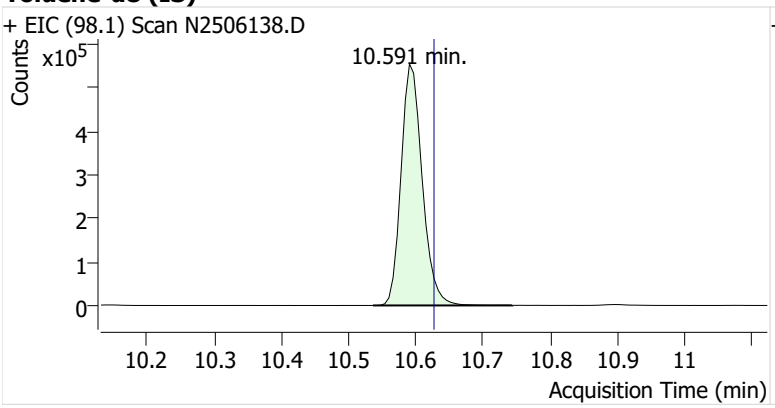

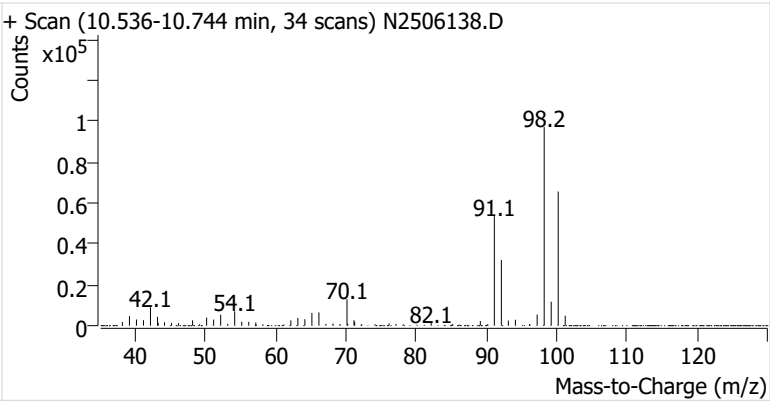

Toluene

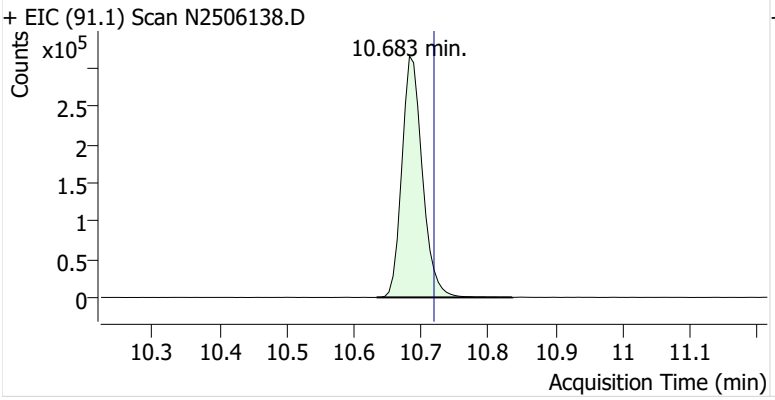

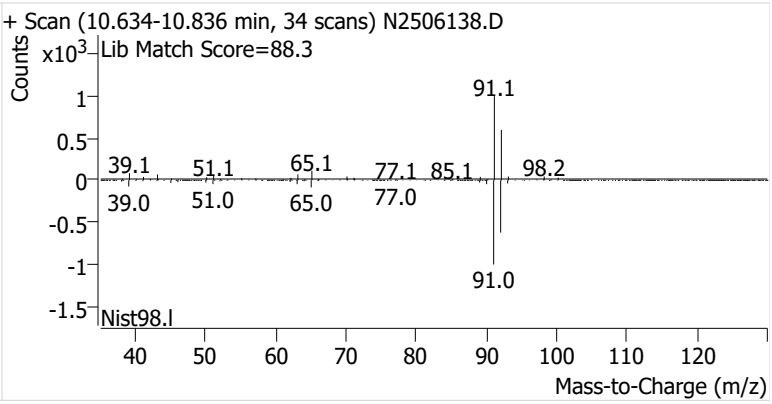

Ethylbenzene

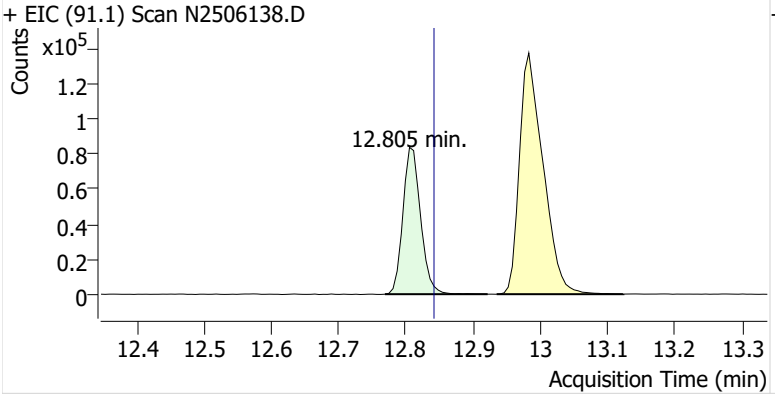

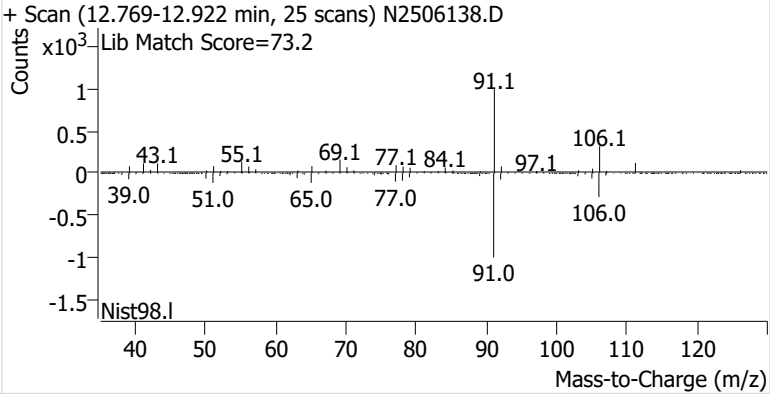

m-/p-Xylenes

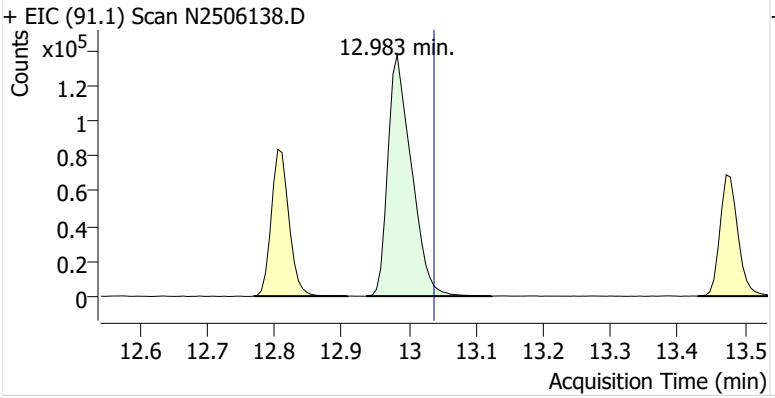

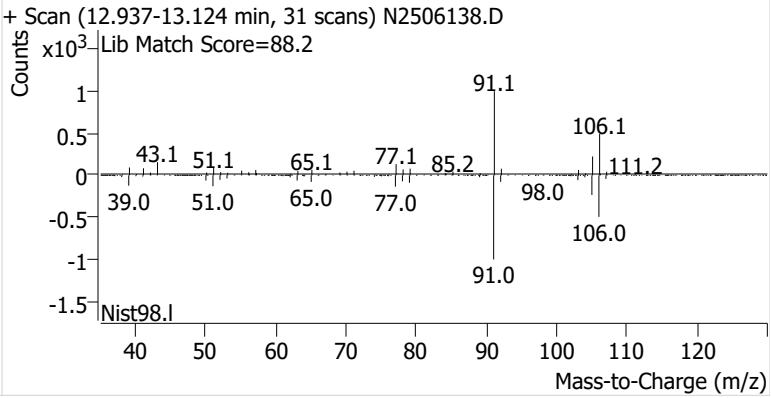

o-Xylene

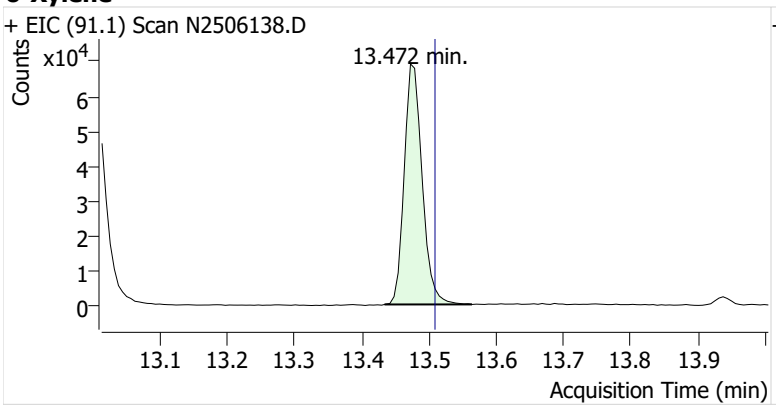
+ EIC (91.1) Scan N2506138.D
Counts
x10^4
13.472 min.
Acquisition Time (min)

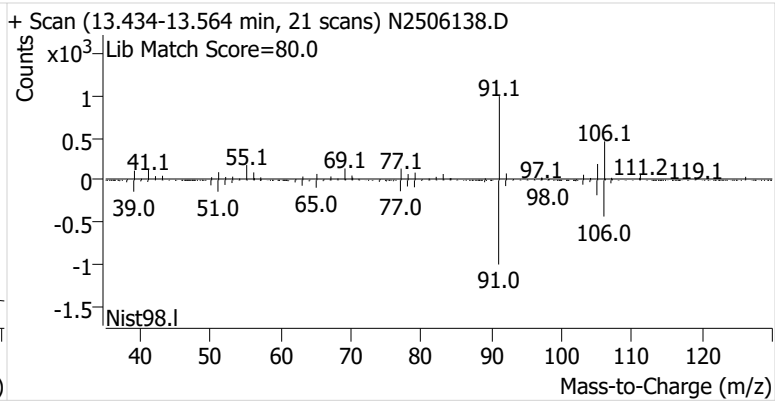
+ Scan (13.434-13.564 min, 21 scans) N2506138.D
Counts
x10^3
Lib Match Score=80.0
91.1
106.1
41.1
55.1
69.1
77.1
97.1
111.2
119.1
39.0
51.0
65.0
77.0
98.0
106.0
91.0
Nist98.l
Mass-to-Charge (m/z)

Name	CGOSP-15-S-20250909
Comment	C17134
Data File	N2506139.D
Acq. Date-Time	10/9/2025 10:13:25 AM
Acq. Method File	M325B-TD35
Tube Sorbent	Carbopack X
Analyze Quant Version	12.1
Report Quant Version	12.1

Sample Chromatogram

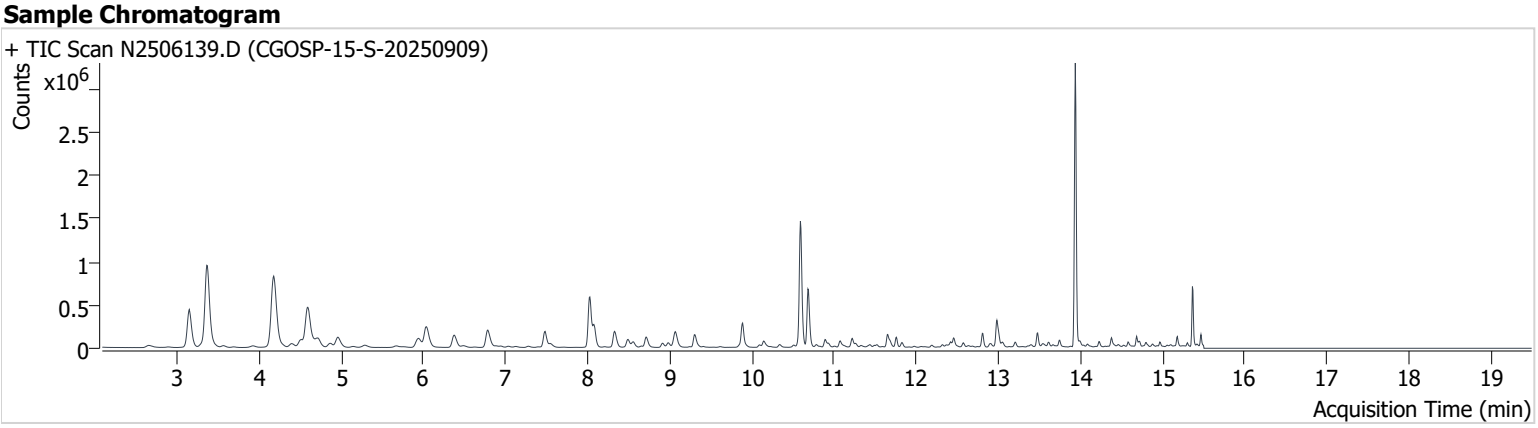

Name	ISTD	RT	ICAL RT	Resp.	Int. Flag
Benzene-d6 (IS)		8.028	8.064	854,581	
Benzene	Benzene-d6 (IS)	8.077	8.119	323,211	
Toluene-d8 (IS)		10.591	10.627	1,228,999	
Toluene	Toluene-d8 (IS)	10.683	10.719	574,109	
Ethylbenzene	Toluene-d8 (IS)	12.812	12.842	123,133	
m-/p-Xylenes	Toluene-d8 (IS)	12.983	13.038	266,907	
o-Xylene	Toluene-d8 (IS)	13.479	13.509	101,069	

Benzene-d6 (IS)

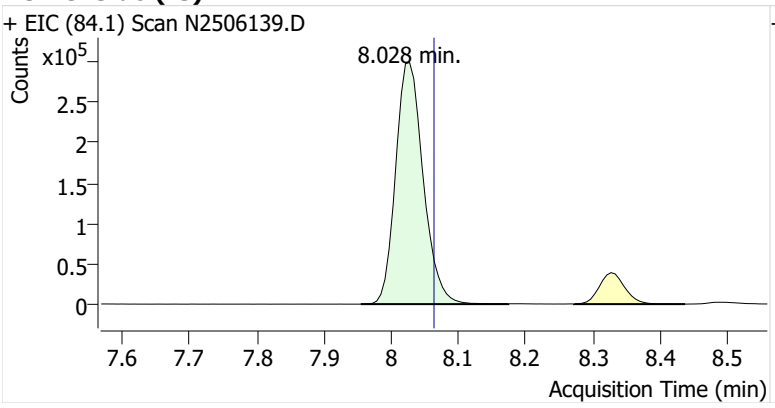

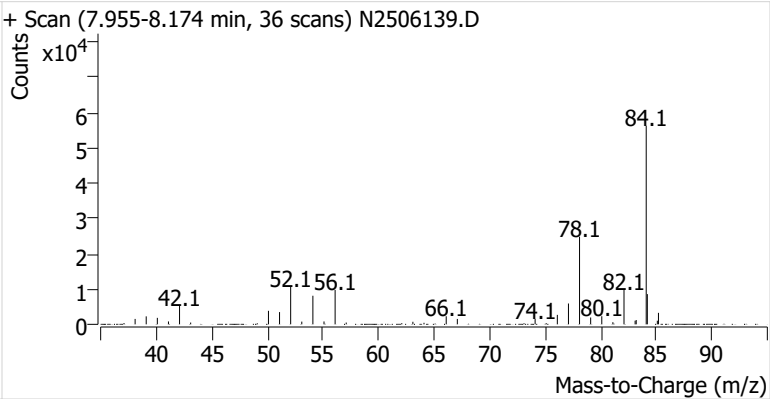

Benzene

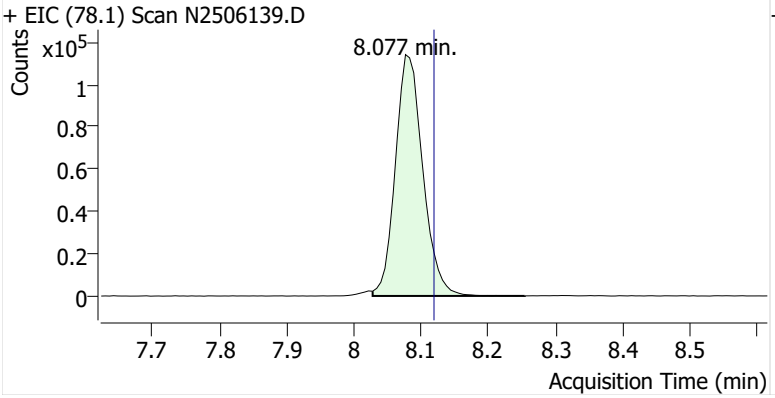

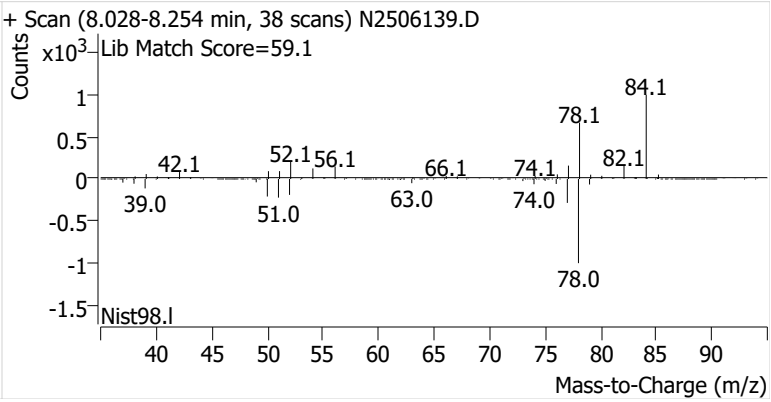

Toluene-d8 (IS)

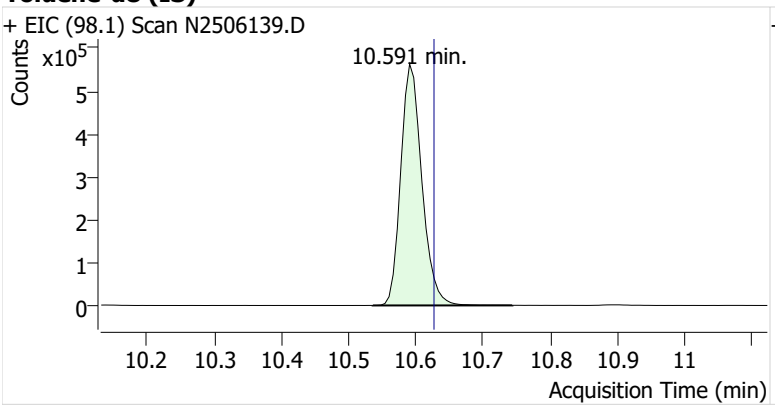

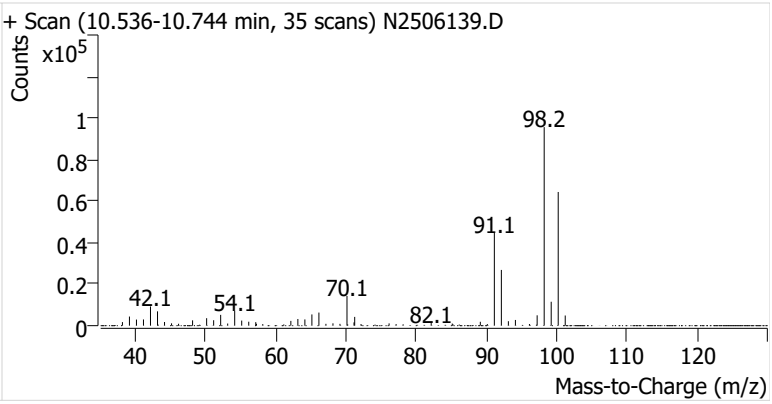

Toluene

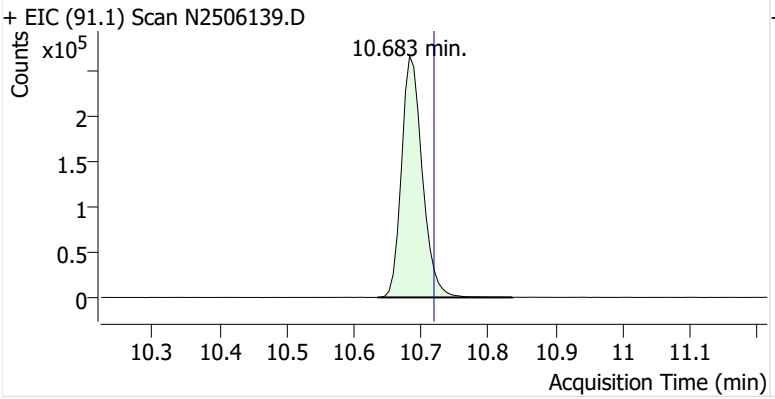

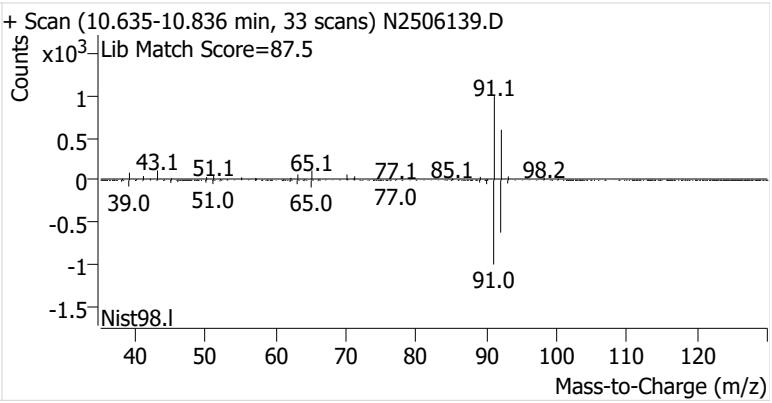

Ethylbenzene

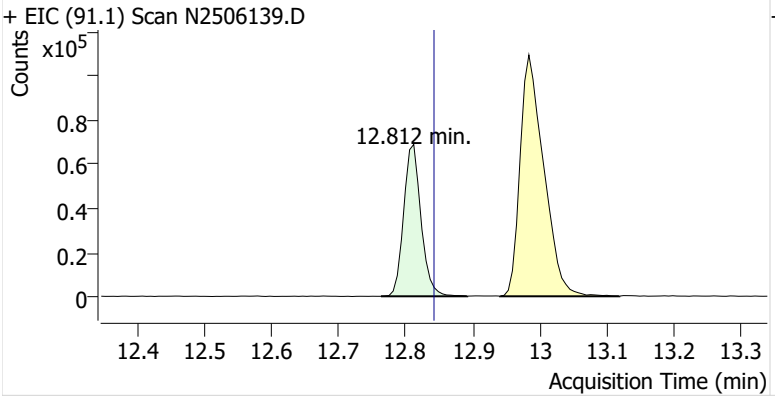

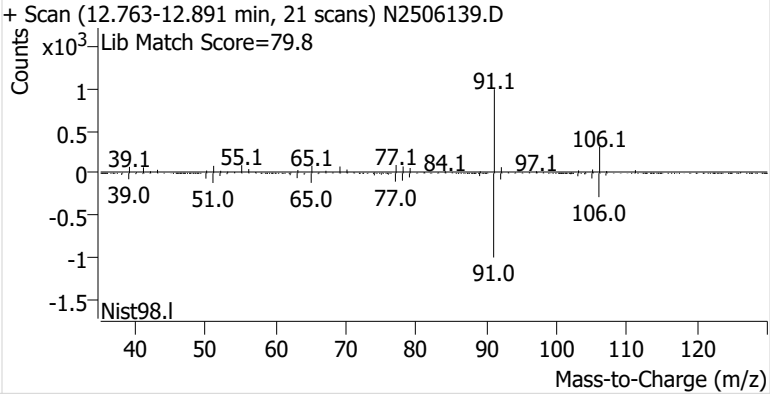

m-/p-Xylenes

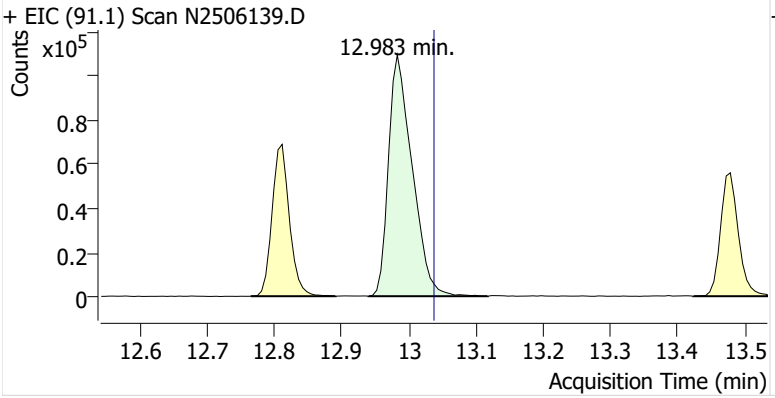

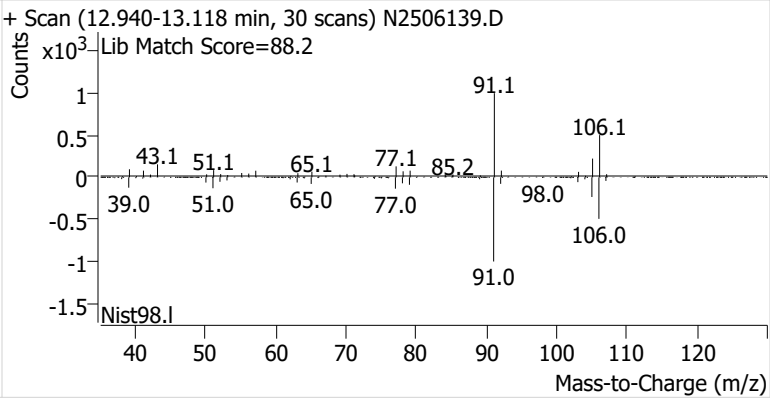

o-Xylene

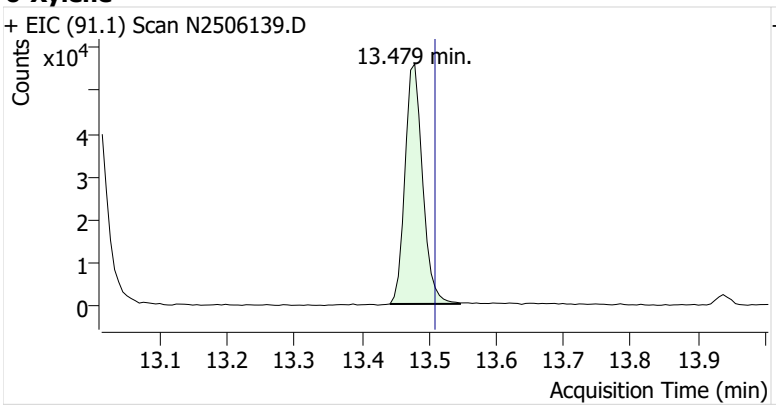
+ EIC (91.1) Scan N2506139.D
Counts
x10^4
13.479 min.
4
3
2
1
0
13.1 13.2 13.3 13.4 13.5 13.6 13.7 13.8 13.9
Acquisition Time (min)

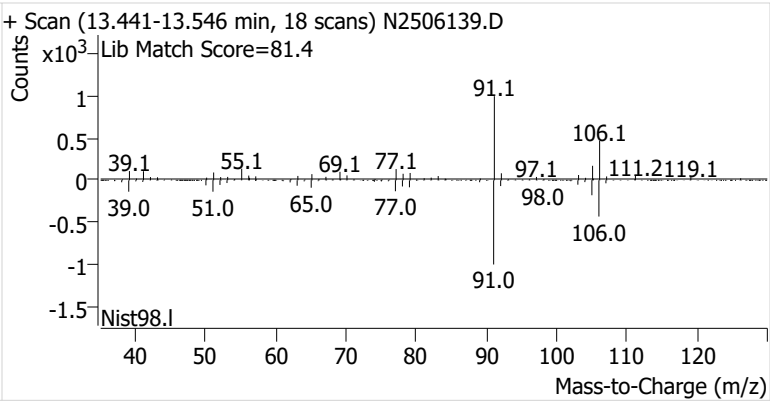
+ Scan (13.441-13.546 min, 18 scans) N2506139.D
Counts
x10^3
Lib Match Score=81.4
91.1
106.1
39.1
55.1
69.1
77.1
97.1
111.2
119.1
39.0
51.0
65.0
77.0
98.0
106.0
91.0
Nist98.l
1
0.5
0
-0.5
-1
-1.5
40 50 60 70 80 90 100 110 120
Mass-to-Charge (m/z)

Name	CGOSP-16-S-20250909
Comment	C38521
Data File	N2506140.D
Acq. Date-Time	10/9/2025 10:53:20 AM
Acq. Method File	M325B-TD35
Tube Sorbent	Carbopack X
Analyze Quant Version	12.1
Report Quant Version	12.1

Sample Chromatogram

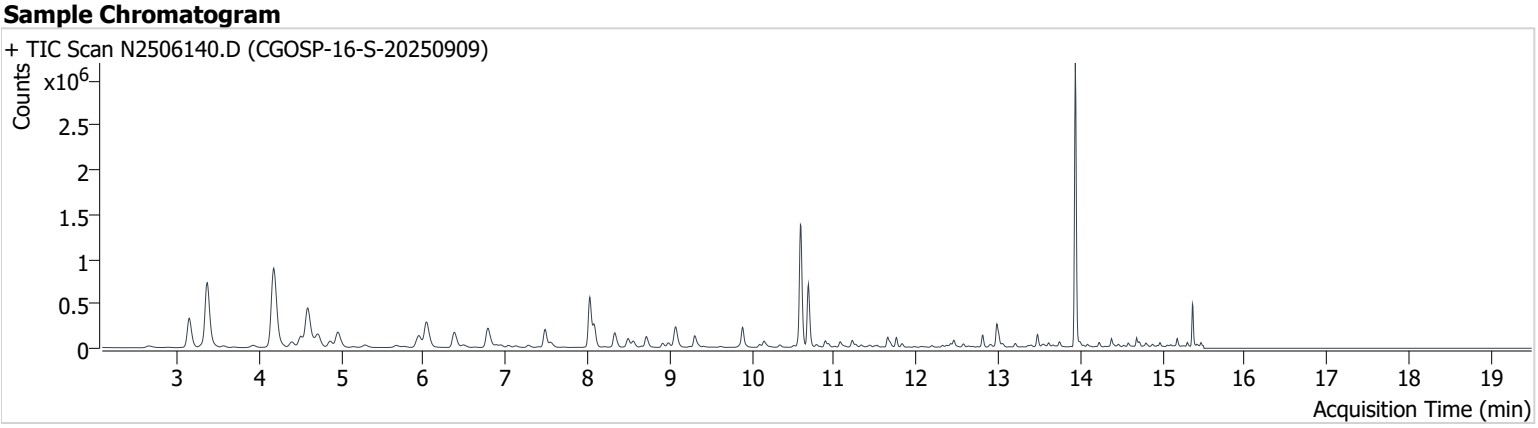

Name	ISTD	RT	ICAL RT	Resp.	Int. Flag
Benzene-d6 (IS)		8.028	8.064	798,061	
Benzene	Benzene-d6 (IS)	8.083	8.119	321,217	
Toluene-d8 (IS)		10.591	10.627	1,177,271	
Toluene	Toluene-d8 (IS)	10.689	10.719	582,275	
Ethylbenzene	Toluene-d8 (IS)	12.812	12.842	104,109	
m-/p-Xylenes	Toluene-d8 (IS)	12.983	13.038	228,263	
o-Xylene	Toluene-d8 (IS)	13.479	13.509	86,581	

Benzene-d6 (IS)

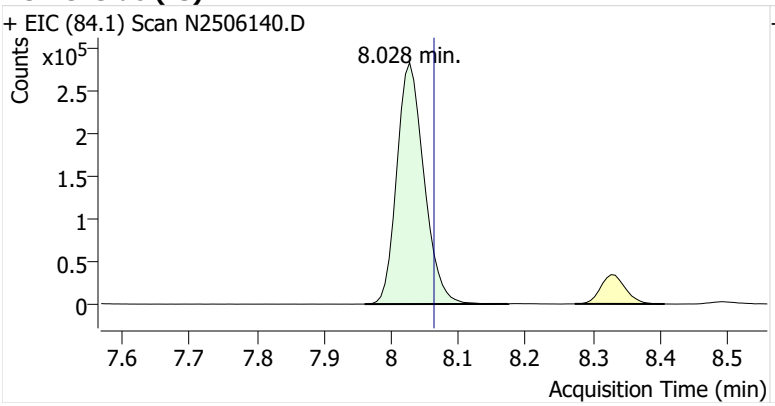

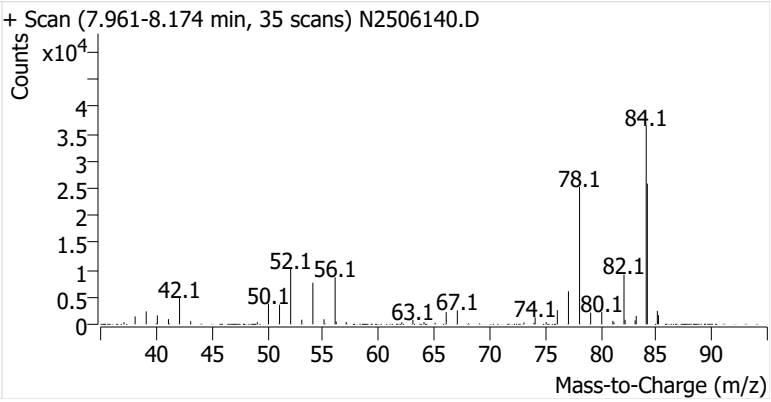

Benzene

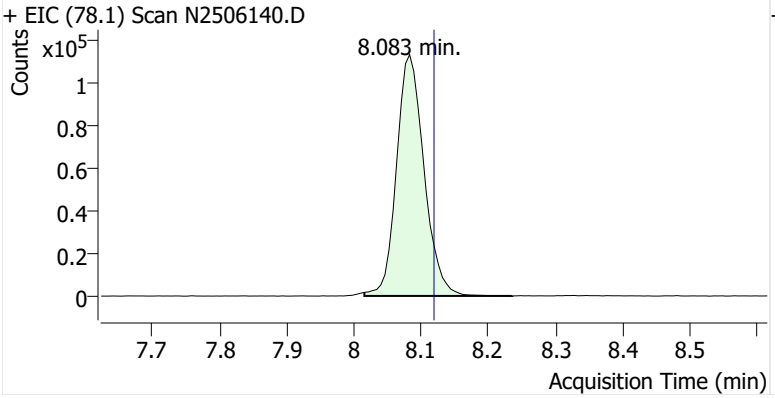

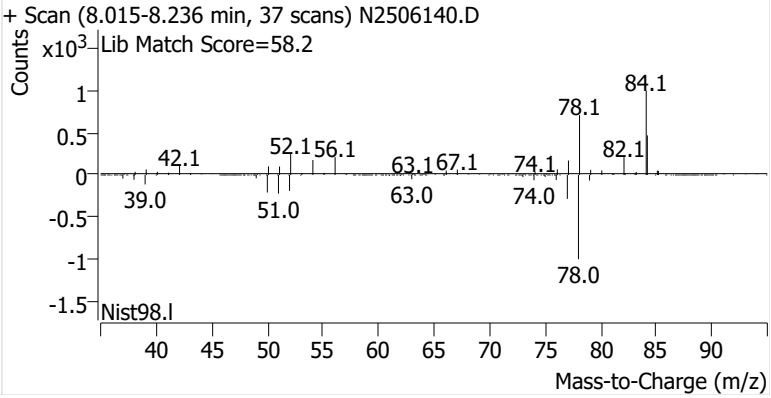

Toluene-d8 (IS)

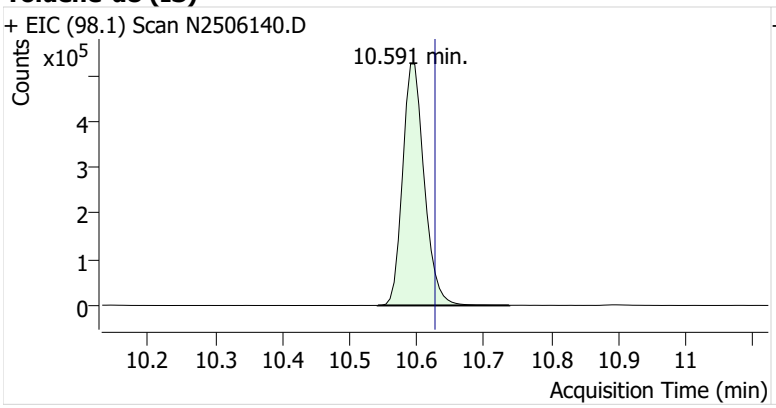

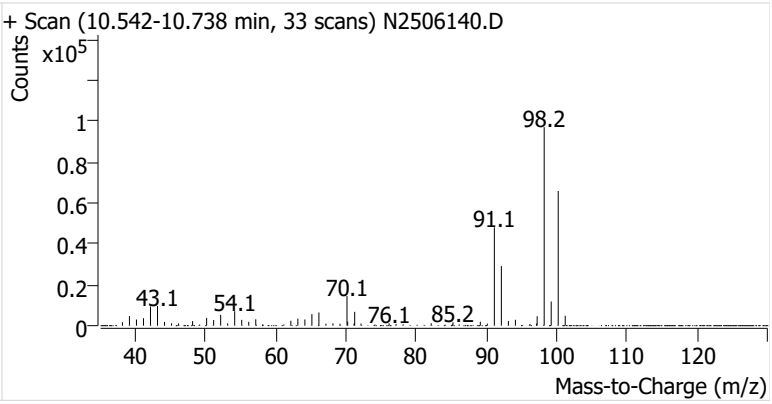

Toluene

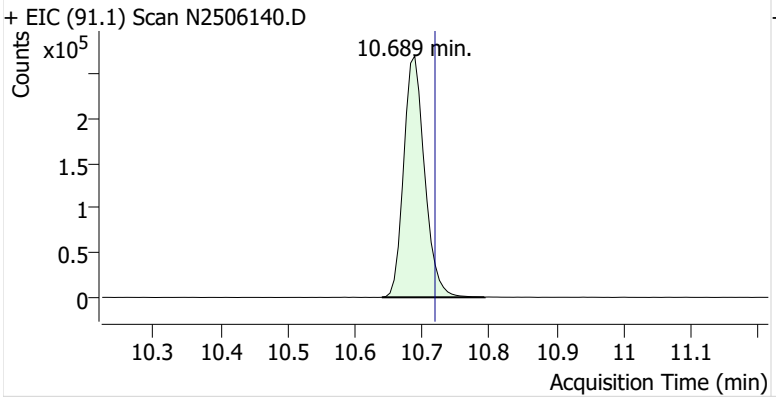

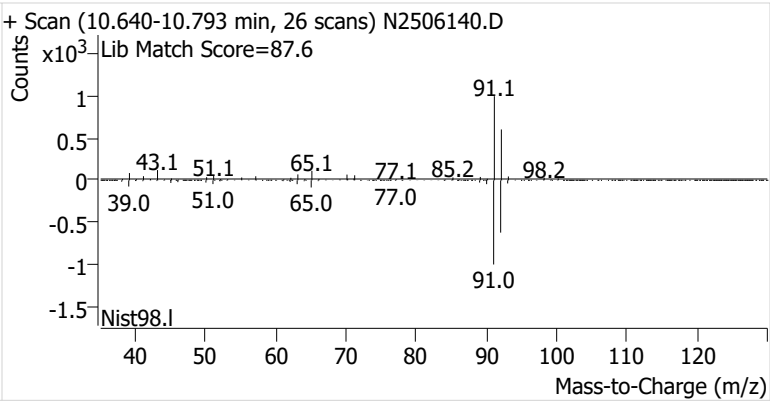

Ethylbenzene

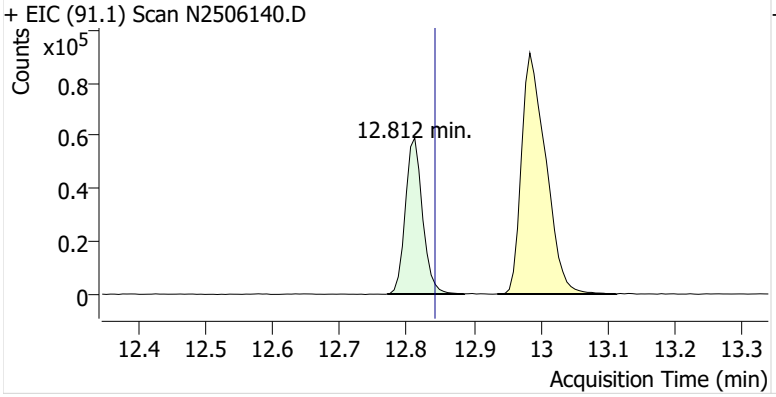

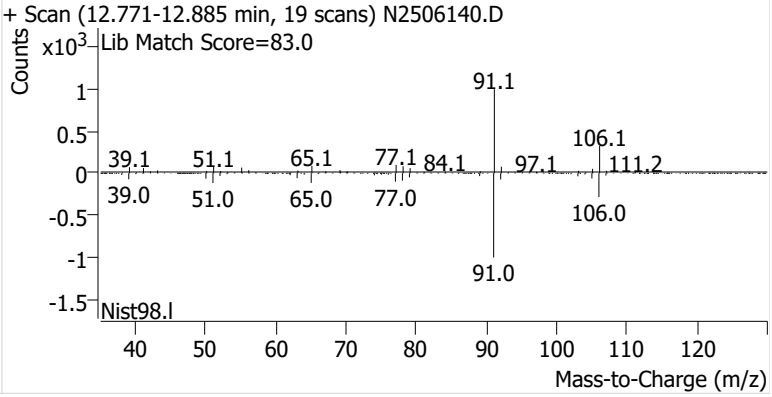

m-/p-Xylenes

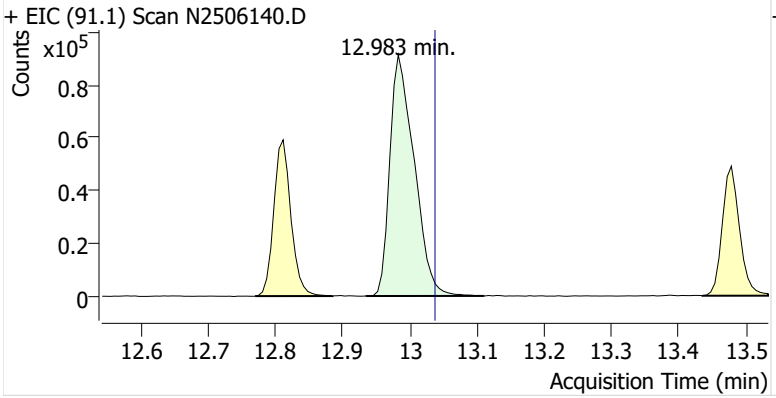

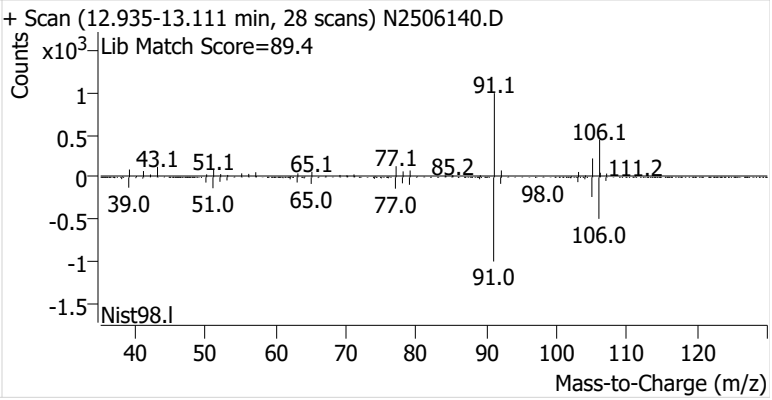

o-Xylene

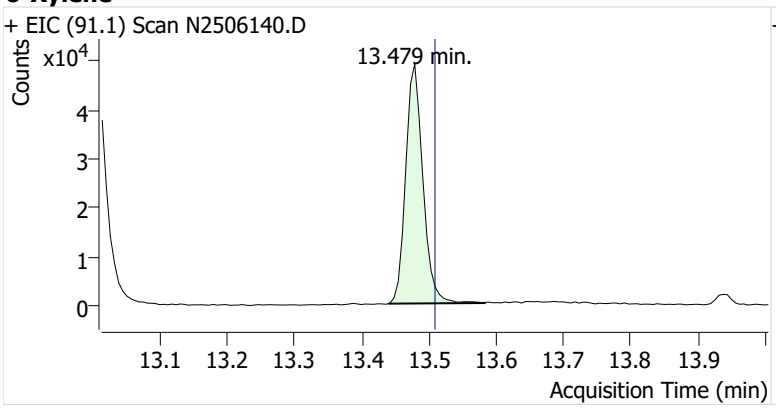
+ EIC (91.1) Scan N2506140.D
Counts
x10^4
13.479 min.
4
3
2
1
0
13.1 13.2 13.3 13.4 13.5 13.6 13.7 13.8 13.9
Acquisition Time (min)

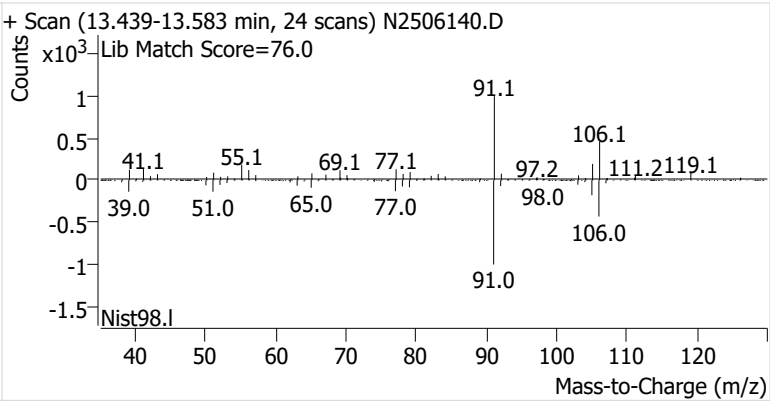
+ Scan (13.439-13.583 min, 24 scans) N2506140.D
Counts
x10^3
Lib Match Score=76.0
91.1
106.1
41.1
55.1
69.1
77.1
97.2
111.2
119.1
39.0
51.0
65.0
77.0
98.0
106.0
91.0
Nist98.l
1
0.5
0
-0.5
-1
-1.5
40 50 60 70 80 90 100 110 120
Mass-to-Charge (m/z)

Name	CGOSP-17-S-20250909
Comment	B15104
Data File	N2506141.D
Acq. Date-Time	10/9/2025 11:33:15 AM
Acq. Method File	M325B-TD35
Tube Sorbent	Carbopack X
Analyze Quant Version	12.1
Report Quant Version	12.1

Sample Chromatogram

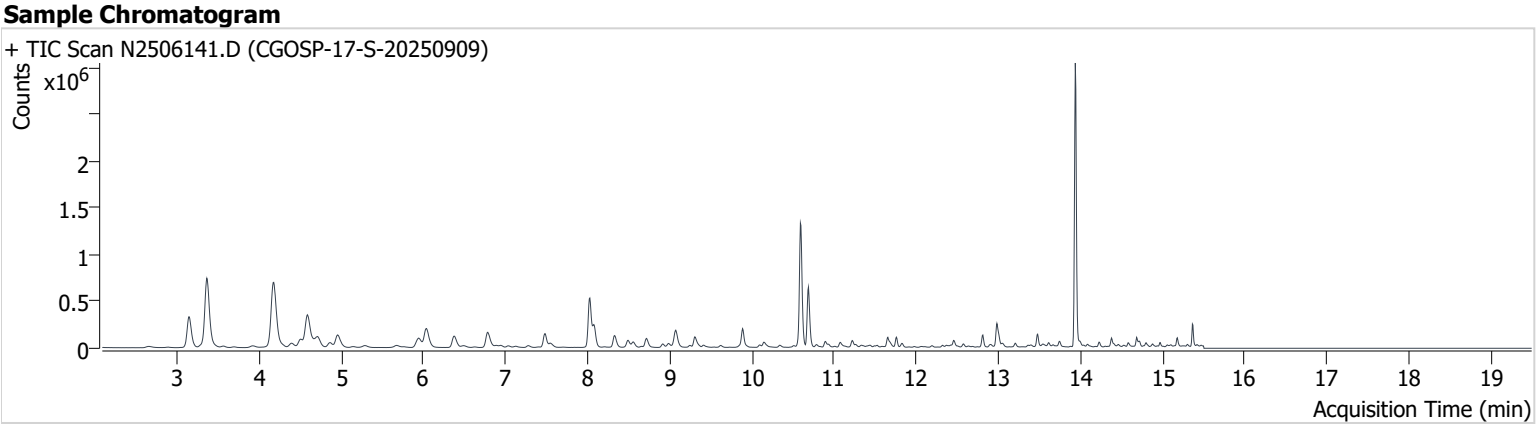

Name	ISTD	RT	ICAL RT	Resp.	Int. Flag
Benzene-d6 (IS)		8.028	8.064	756,251	
Benzene	Benzene-d6 (IS)	8.083	8.119	304,182	
Toluene-d8 (IS)		10.591	10.627	1,119,740	
Toluene	Toluene-d8 (IS)	10.689	10.719	528,084	
Ethylbenzene	Toluene-d8 (IS)	12.812	12.842	99,332	
m-/p-Xylenes	Toluene-d8 (IS)	12.983	13.038	217,251	
o-Xylene	Toluene-d8 (IS)	13.478	13.509	87,415	

Benzene-d6 (IS)

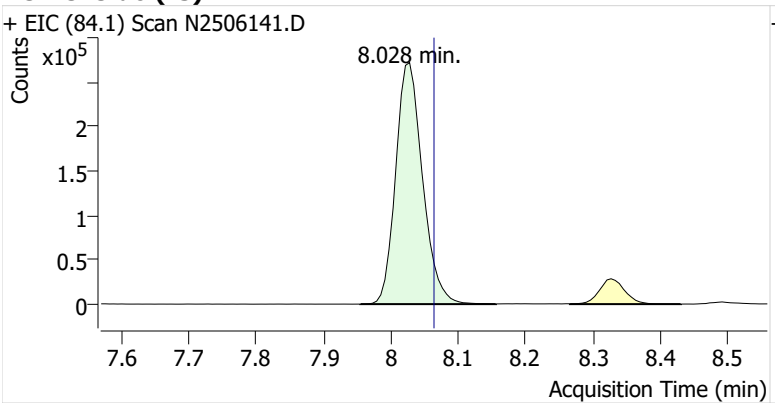

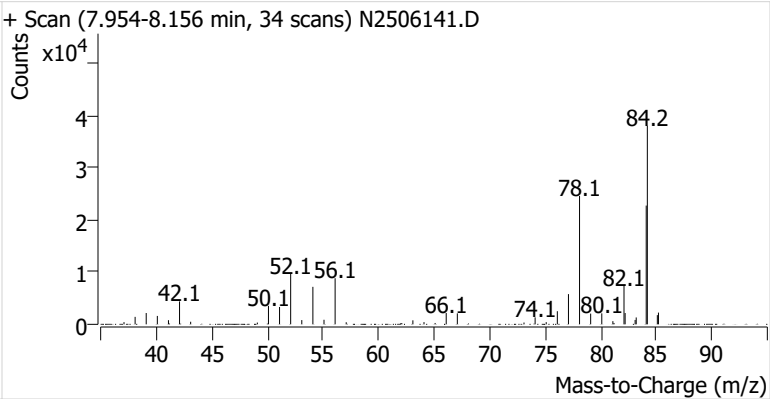

Benzene

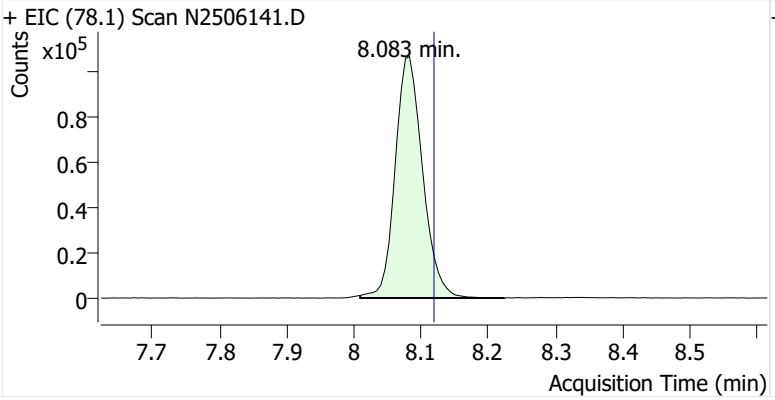

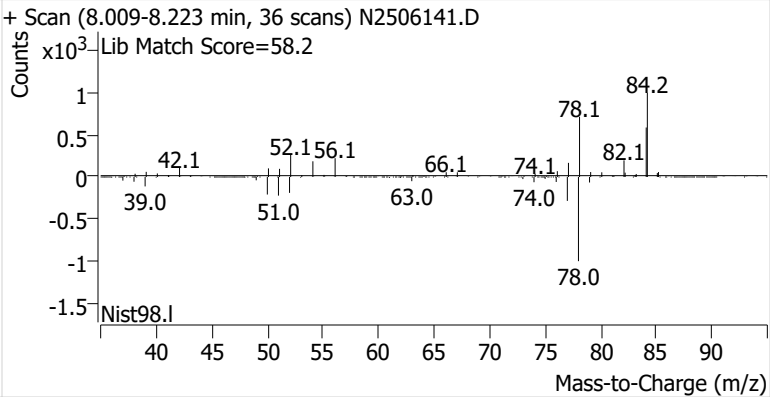

Toluene-d8 (IS)

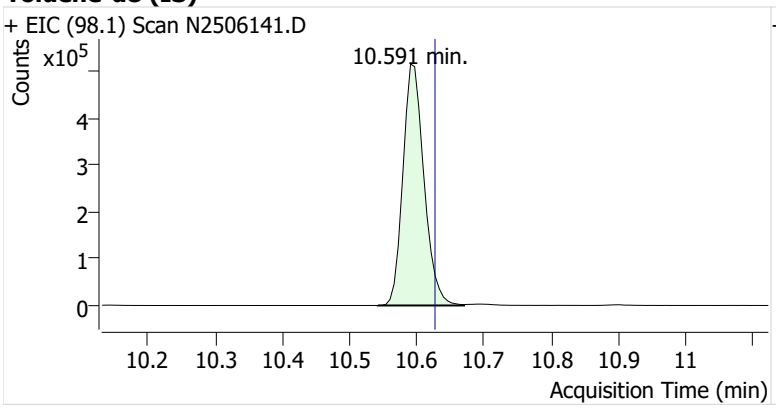

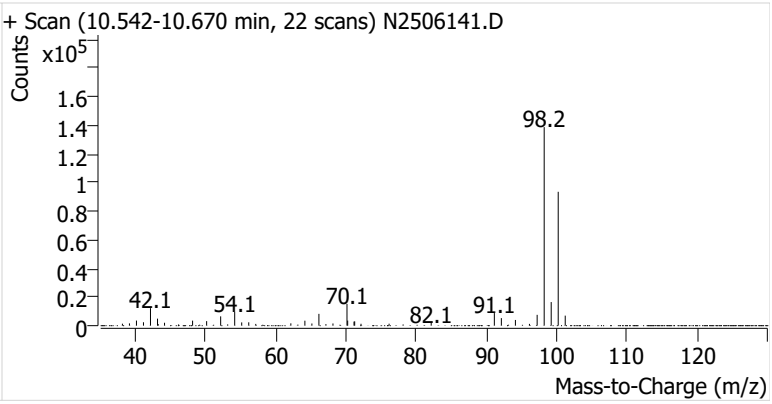

Toluene

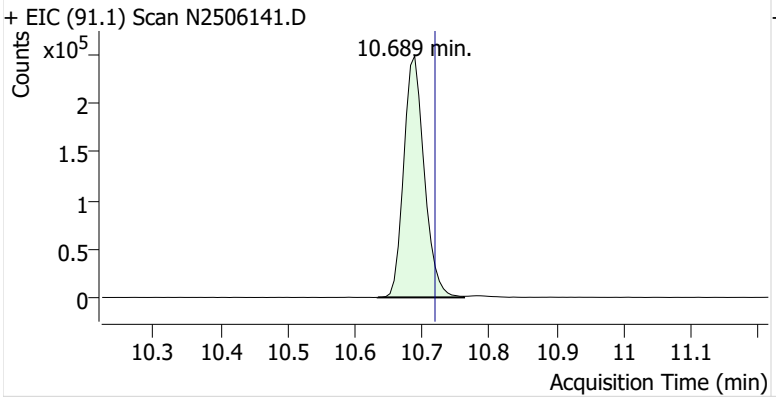

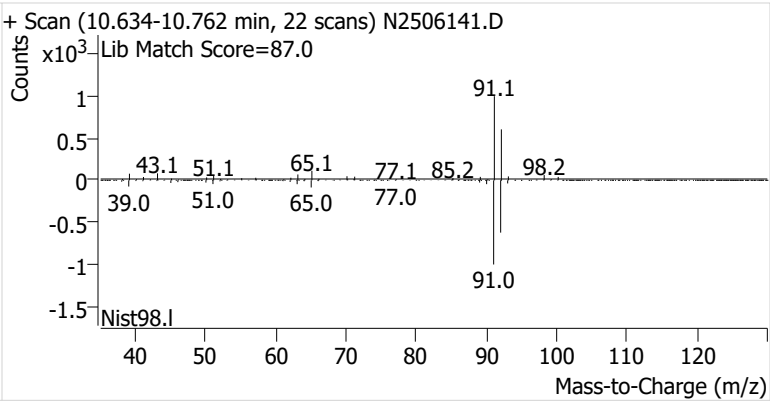

Ethylbenzene

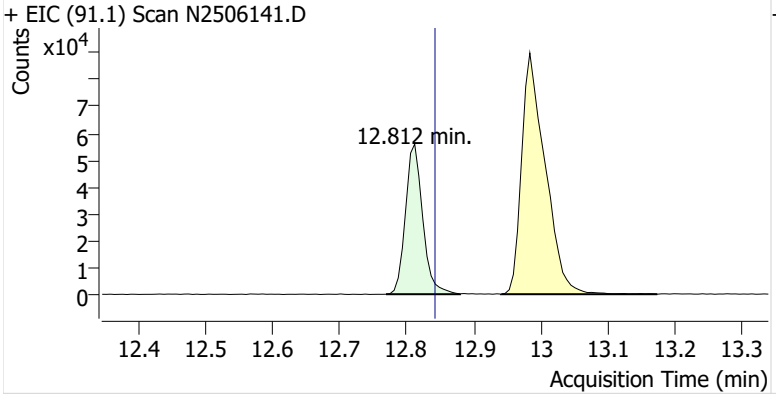

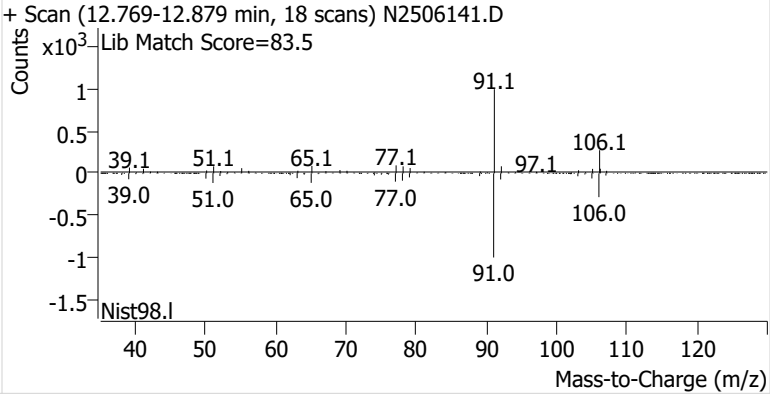

m-/p-Xylenes

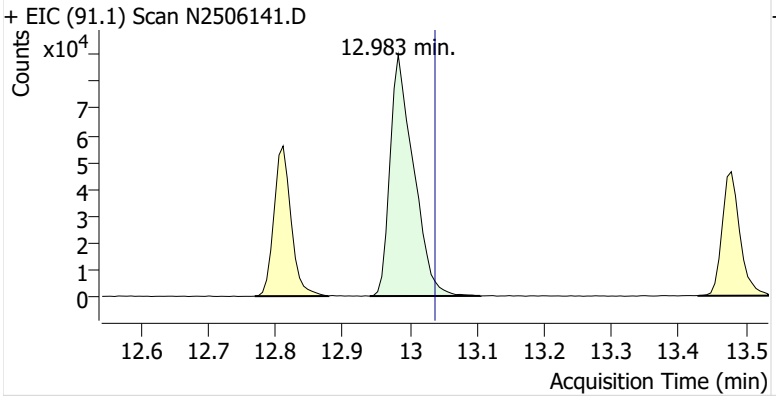

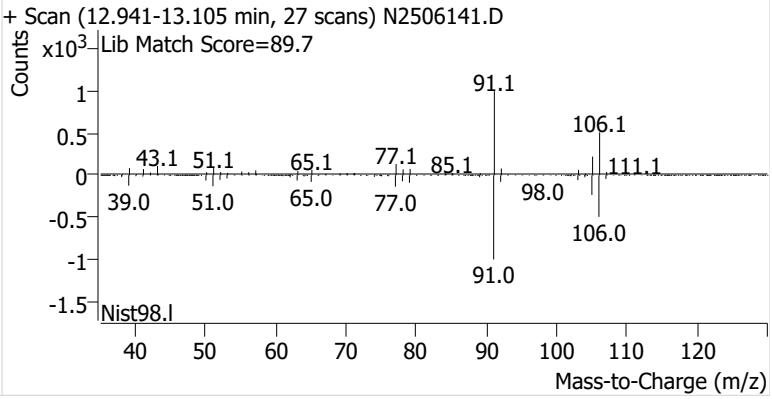

o-Xylene

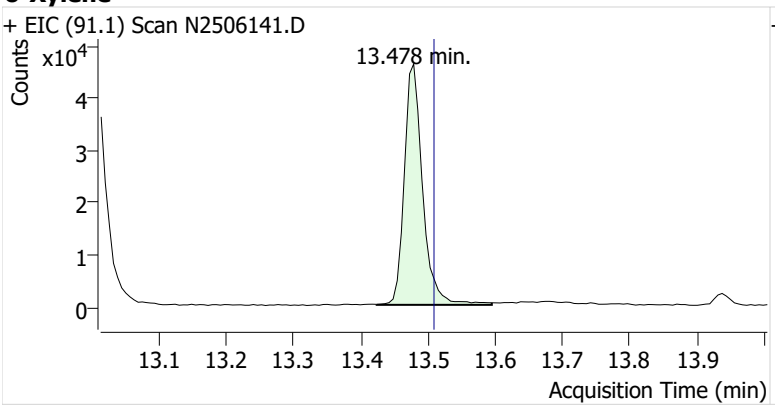
+ EIC (91.1) Scan N2506141.D
Counts
x10^4
13.478 min.
4
3
2
1
0
13.1 13.2 13.3 13.4 13.5 13.6 13.7 13.8 13.9
Acquisition Time (min)

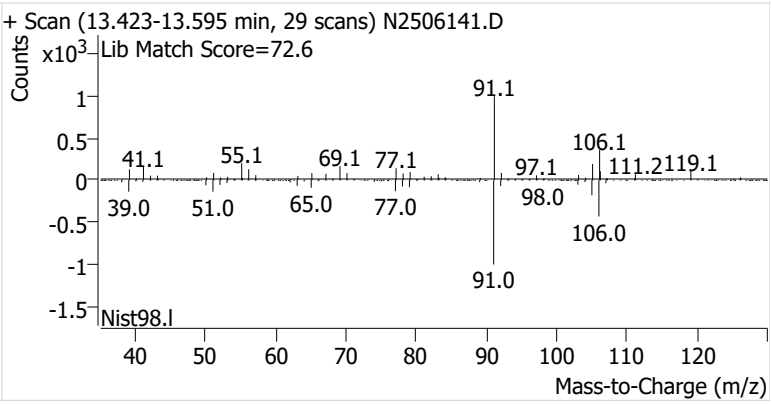
+ Scan (13.423-13.595 min, 29 scans) N2506141.D
Counts
x10^3
Lib Match Score=72.6
91.1
106.1
41.1
55.1
69.1
77.1
97.1
111.2
119.1
39.0
51.0
65.0
77.0
98.0
106.0
91.0
Nist98.l
1
0.5
0
-0.5
-1
-1.5
40 50 60 70 80 90 100 110 120
Mass-to-Charge (m/z)

Name	CGOSP-18-S-20250909
Comment	C55443
Data File	N2506142.D
Acq. Date-Time	10/9/2025 12:13:09 PM
Acq. Method File	M325B-TD35
Tube Sorbent	Carbopack X
Analyze Quant Version	12.1
Report Quant Version	12.1

Sample Chromatogram

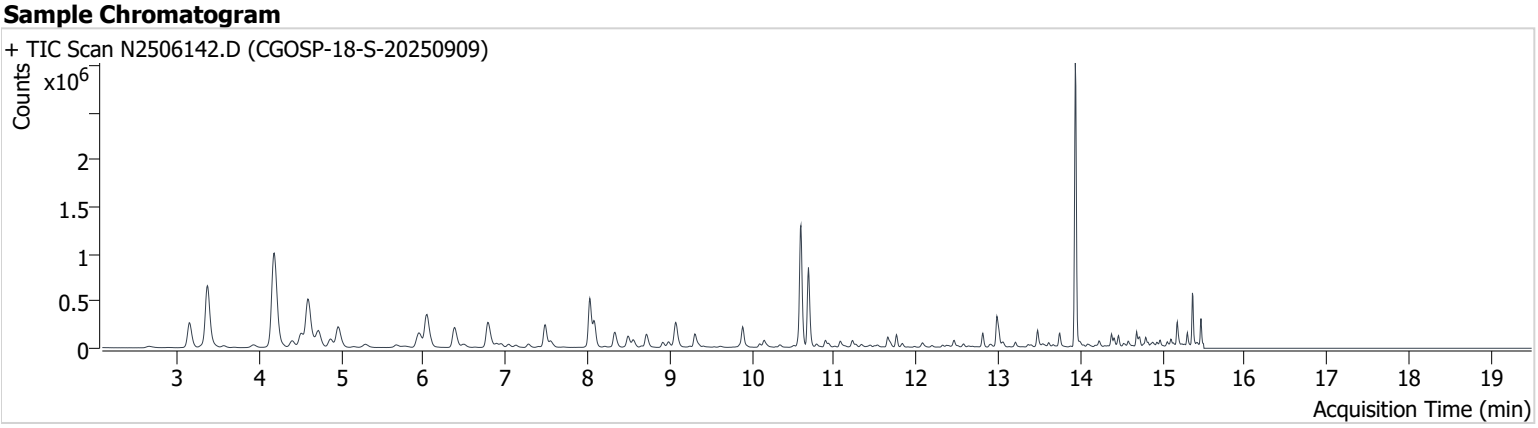

Name	ISTD	RT	ICAL RT	Resp.	Int. Flag
Benzene-d6 (IS)		8.027	8.064	717,167	
Benzene	Benzene-d6 (IS)	8.082	8.119	361,194	
Toluene-d8 (IS)		10.597	10.627	1,086,577	
Toluene	Toluene-d8 (IS)	10.688	10.719	683,579	
Ethylbenzene	Toluene-d8 (IS)	12.811	12.842	111,489	
m-/p-Xylenes	Toluene-d8 (IS)	12.983	13.038	288,513	
o-Xylene	Toluene-d8 (IS)	13.478	13.509	109,216	

Benzene-d6 (IS)

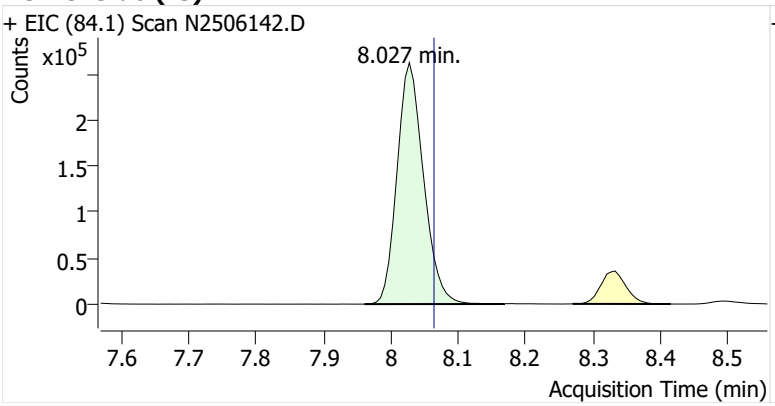

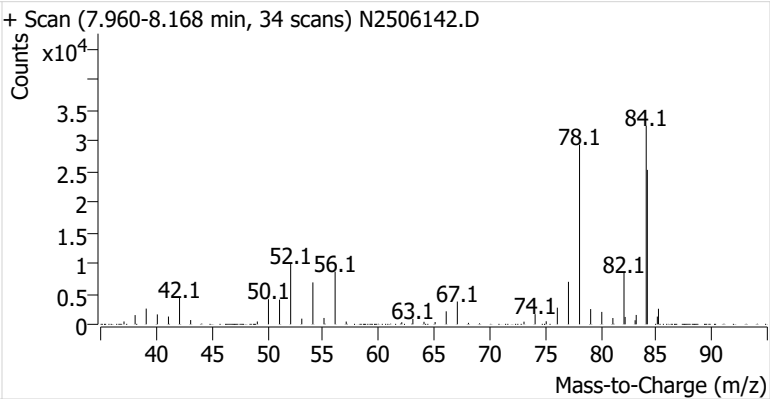

Benzene

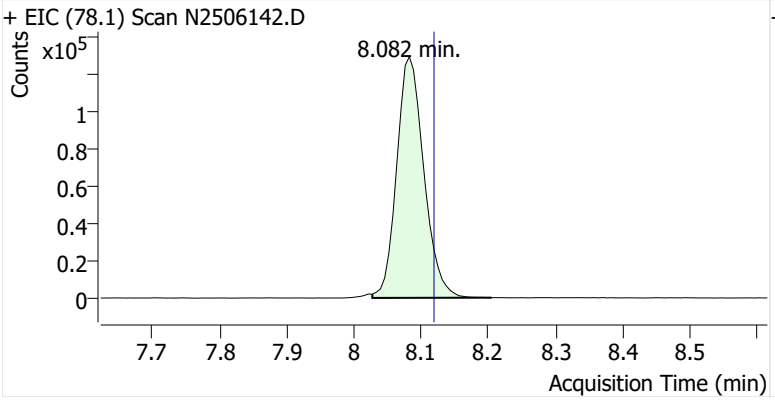

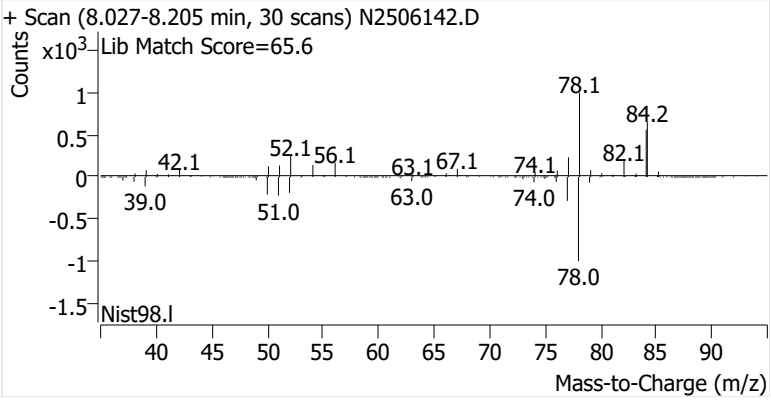

Toluene-d8 (IS)

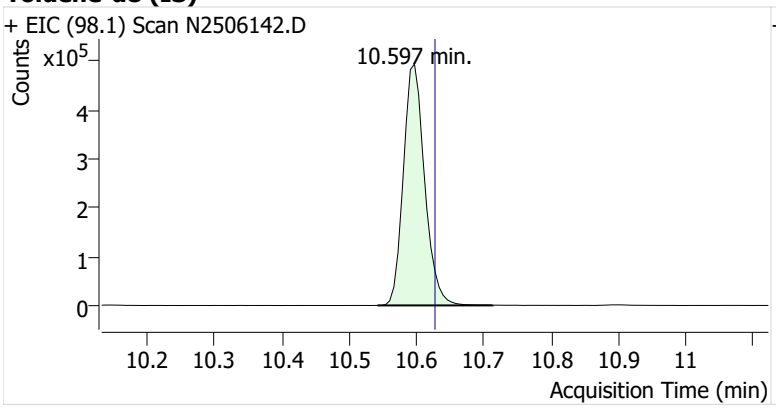

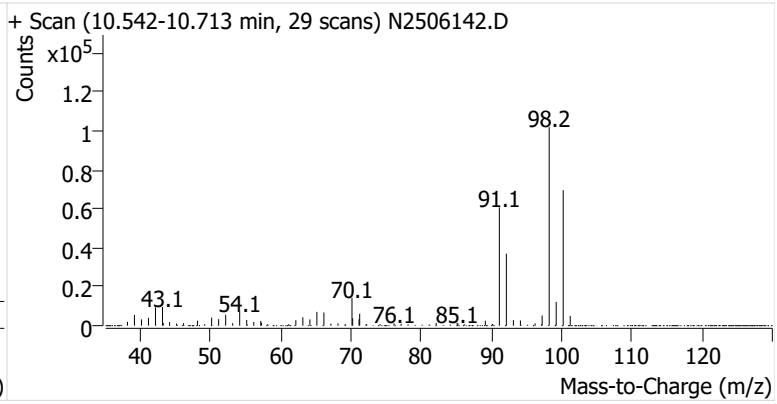

Toluene

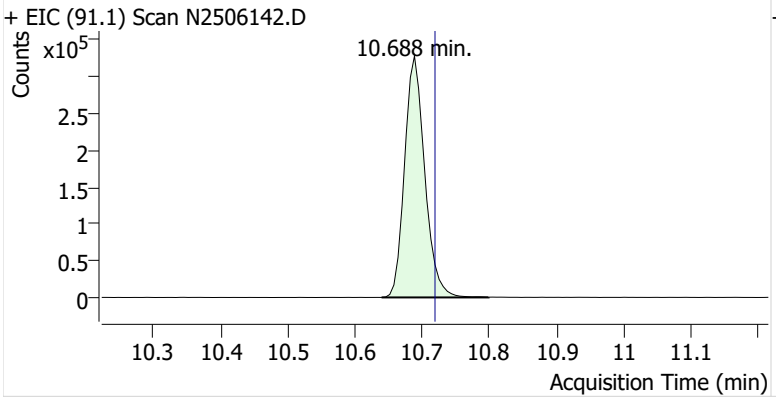

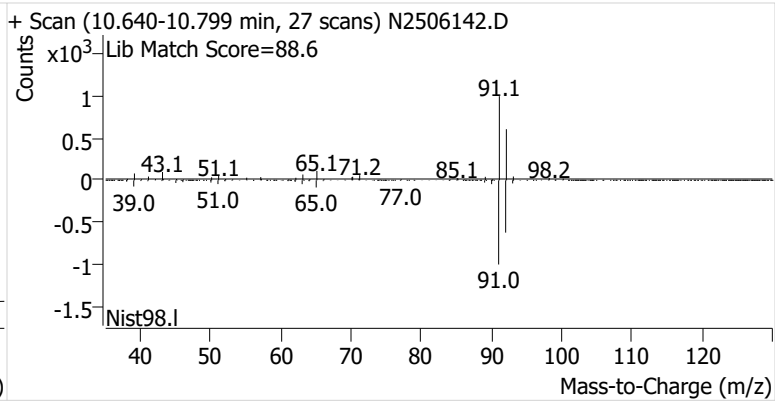

Ethylbenzene

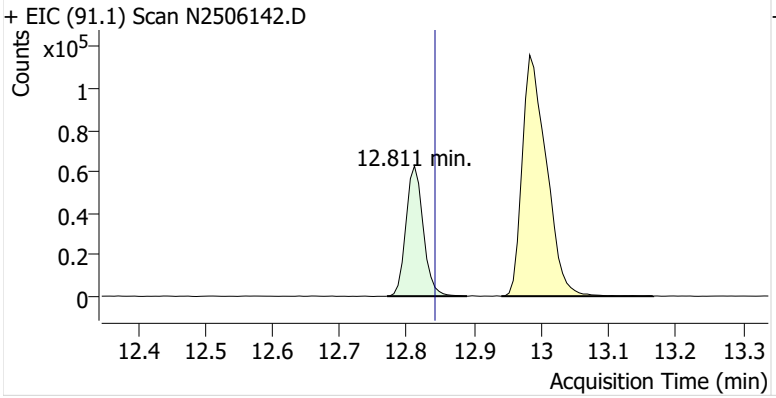

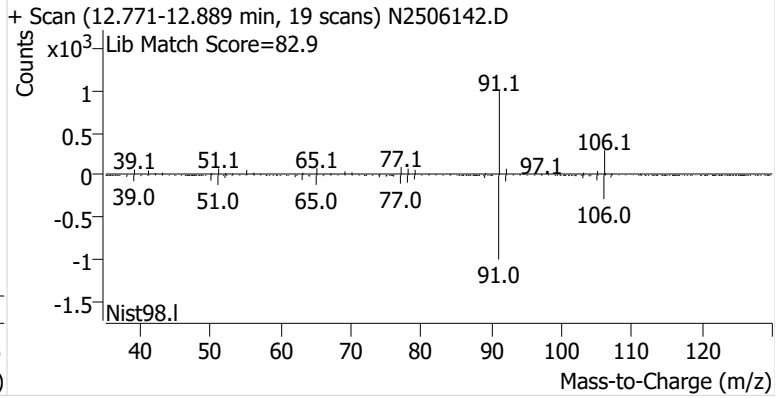

m-/p-Xylenes

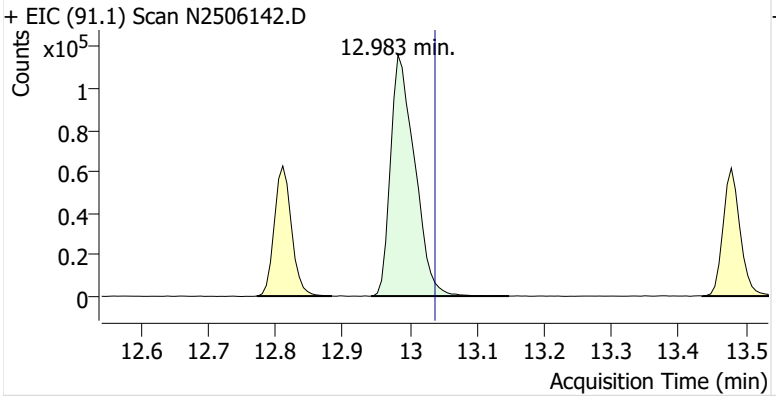

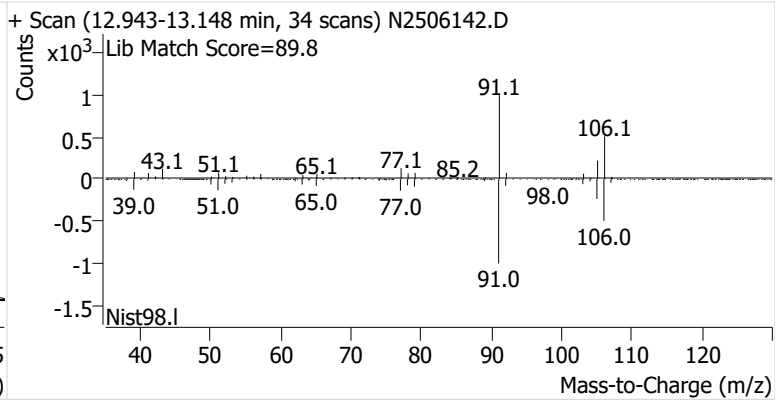

o-Xylene

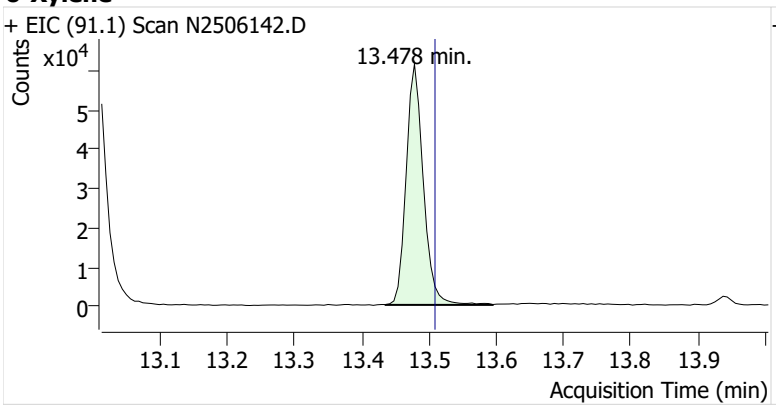
+ EIC (91.1) Scan N2506142.D
Counts
x10^4
13.478 min.
5
4
3
2
1
0
13.1
13.2
13.3
13.4
13.5
13.6
13.7
13.8
13.9
Acquisition Time (min)

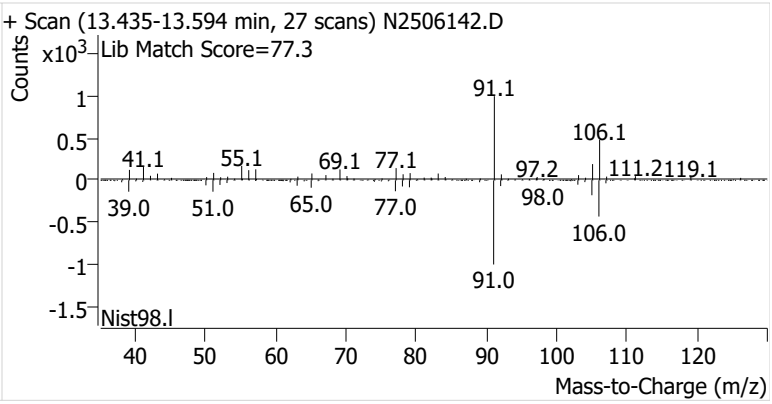
+ Scan (13.435-13.594 min, 27 scans) N2506142.D
Counts
x10^3
Lib Match Score=77.3
91.1
106.1
41.1
55.1
69.1
77.1
97.2
111.2
119.1
39.0
51.0
65.0
77.0
98.0
106.0
91.0
Nist98.l
1
0.5
0
-0.5
-1
-1.5
40
50
60
70
80
90
100
110
120
Mass-to-Charge (m/z)

Initial Calibration

Enthalpy Analytical

Company: Montrose Air Quality Services, LLC - New Jersey
Job No.: 2025FP307-1 EPA Method 325B Analysis
Client No.: PROJ-050158 Site: CITGO - South Portland Terminal

Calibration Curves

Method	Compound	Level	Cal File	Amount (ng)	Area	ISTD Amt (ng)	ISTD Area	RRF	Dev
N061725A_CC252679_QT_CC185154	Benzene	1	N2503571.D	4.97	48303	92.1	707017	1.264	0.25
N061725A_CC252679_QT_CC185154	Benzene	2	N2503572.D	9.95	79140	92.1	714169	1.025	0.011
N061725A_CC252679_QT_CC185154	Benzene	3	N2503573.D	19.90	157152	92.1	739545	0.983	-0.031
N061725A_CC252679_QT_CC185154	Benzene	4	N2503574.D	39.80	299422	92.1	724978	0.955	-0.058
N061725A_CC252679_QT_CC185154	Benzene	5	N2503575.D	99.50	702411	92.1	737415	0.881	-0.13
N061725A_CC252679_QT_CC185154	Benzene	6	N2503576.D	198.99	1439381	92.1	730431	0.912	-0.1
N061725A_CC252679_QT_CC185154	Benzene	7	N2503577.D	596.98	5287554	92.1	755598	1.079	0.064
N061725A_CC252679_QT_CC185154	Benzene	QT		120.21		92.1			
						Avg:	729879	1.014	
						%RSD:	2.2%	12.7%	
N061725A_CC252679_QT_CC185154	Toluene	1	N2503571.D	5.38	59233	108.6	1246056	0.960	0.22
N061725A_CC252679_QT_CC185154	Toluene	2	N2503572.D	10.76	106197	108.6	1281424	0.837	0.06
N061725A_CC252679_QT_CC185154	Toluene	3	N2503573.D	21.52	189922	108.6	1314802	0.729	-0.076
N061725A_CC252679_QT_CC185154	Toluene	4	N2503574.D	43.03	379471	108.6	1294356	0.740	-0.062
N061725A_CC252679_QT_CC185154	Toluene	5	N2503575.D	107.58	847879	108.6	1312916	0.652	-0.17
N061725A_CC252679_QT_CC185154	Toluene	6	N2503576.D	215.16	1723866	108.6	1308216	0.665	-0.16
N061725A_CC252679_QT_CC185154	Toluene	7	N2503577.D	645.49	7209247	108.6	1288332	0.942	0.19
N061725A_CC252679_QT_CC185154	Toluene	QT		105.58		108.6			
						Avg:	1292300	0.789	
						%RSD:	1.9%	15.9%	
N061725A_CC252679_QT_CC185154	Ethylbenzene	1	N2503571.D	5.17	70546	108.6	1246056	1.189	0.2
N061725A_CC252679_QT_CC185154	Ethylbenzene	2	N2503572.D	10.34	128094	108.6	1281424	1.050	0.057
N061725A_CC252679_QT_CC185154	Ethylbenzene	3	N2503573.D	20.68	240657	108.6	1314802	0.961	-0.032
N061725A_CC252679_QT_CC185154	Ethylbenzene	4	N2503574.D	41.36	507093	108.6	1294356	1.029	0.036
N061725A_CC252679_QT_CC185154	Ethylbenzene	5	N2503575.D	103.41	961768	108.6	1312916	0.769	-0.23
N061725A_CC252679_QT_CC185154	Ethylbenzene	6	N2503576.D	206.82	2121196	108.6	1308216	0.852	-0.14
N061725A_CC252679_QT_CC185154	Ethylbenzene	7	N2503577.D	620.46	8117786	108.6	1288332	1.103	0.11
N061725A_CC252679_QT_CC185154	Ethylbenzene	QT		109.73		108.6			
						Avg:	1292300	0.993	
						%RSD:	1.9%	14.6%	
N061725A_CC252679_QT_CC185154	m-/p-Xylenes	1	N2503571.D	4.88	52754	108.6	1246056	0.942	0.28
N061725A_CC252679_QT_CC185154	m-/p-Xylenes	2	N2503572.D	9.77	92124	108.6	1281424	0.800	0.086
N061725A_CC252679_QT_CC185154	m-/p-Xylenes	3	N2503573.D	19.53	172515	108.6	1314802	0.730	-0.0091
N061725A_CC252679_QT_CC185154	m-/p-Xylenes	4	N2503574.D	39.07	370413	108.6	1294356	0.796	0.081
N061725A_CC252679_QT_CC185154	m-/p-Xylenes	5	N2503575.D	97.67	661384	108.6	1312916	0.560	-0.24
N061725A_CC252679_QT_CC185154	m-/p-Xylenes	6	N2503576.D	195.33	1391174	108.6	1308216	0.591	-0.2
N061725A_CC252679_QT_CC185154	m-/p-Xylenes	QT		122.98		108.6			
						Avg:	1292962	0.736	
						%RSD:	2.0%	19.4%	

Enthalpy Analytical

Company: Montrose Air Quality Services, LLC - New Jersey
Job No.: 2025FP307-1 EPA Method 325B Analysis
Client No.: PROJ-050158 Site: CITGO - South Portland Terminal

Calibration Curves

Method	Compound	Level	Cal File	Amount (ng)	Area	ISTD Amt (ng)	ISTD Area	RRF	Dev
N061725A_CC252679_QT_CC185154	o-Xylene	1	N2503571.D	5.09	58550	108.6	1246056	1.002	0.26
N061725A_CC252679_QT_CC185154	o-Xylene	2	N2503572.D	10.19	103745	108.6	1281424	0.863	0.083
N061725A_CC252679_QT_CC185154	o-Xylene	3	N2503573.D	20.37	195592	108.6	1314802	0.793	-0.0052
N061725A_CC252679_QT_CC185154	o-Xylene	4	N2503574.D	40.75	419953	108.6	1294356	0.865	0.085
N061725A_CC252679_QT_CC185154	o-Xylene	5	N2503575.D	101.86	720803	108.6	1312916	0.585	-0.27
N061725A_CC252679_QT_CC185154	o-Xylene	6	N2503576.D	203.73	1504617	108.6	1308216	0.613	-0.23
N061725A_CC252679_QT_CC185154	o-Xylene	7	N2503577.D	611.18	6228161	108.6	1288332	0.859	0.078
N061725A_CC252679_QT_CC185154	o-Xylene	QT		114.37		108.6			
						Avg:	1292300	0.797	
						%RSD:	1.9%	18.7%	

Calibration Curves

Method	Compound	Level	Cal File	Amount (ng)	Area	ISTD Amt (ng)	ISTD Area	RRF	Dev
N061725A_CC252679_QT_CC185154	Benzene	ICV	N2503582.D	63.84	448559	92.1	660511	0.979	-3.5%
N061725A_CC252679_QT_CC185154	Toluene	ICV	N2503582.D	76.15	626235	108.6	1150784	0.776	-1.6%
N061725A_CC252679_QT_CC185154	Ethylbenzene	ICV	N2503582.D	85.72	790798	108.6	1150784	0.871	-12.0%
N061725A_CC252679_QT_CC185154	m-/p-Xylenes	ICV	N2503582.D	89.23	607838	108.6	1150784	0.643	-13.0%
N061725A_CC252679_QT_CC185154	o-Xylene	ICV	N2503582.D	87.83	624336	108.6	1150784	0.671	-16.0%

M325B PDF Report ver.20250917

Sample Custody

ENTHALPY
ANALYTICAL

2025FB-FP307

ENTHALPY ANALYTICAL

EPA Method 325 A/B
Field Test Data Sheet and Chain of Custody Record

Page #1 of #1

☐ Standard Turn Around Time (10 business days)
☐ Rush Turn Around Time
• All TATs Subject to Approval by Enthalpy Analytical, Inc
• Unless otherwise specified, sample tubes will be conditioned for re-use 3 business days after submission of results

Site Name:	Citgo South Portlnd	Client Name:	Montrose AIR
Site Address:	102 Mechanic Street	Project Number:	#031602
City:	South Portlnd	Project Manager:	Haley Brochu
State	Maine	Email Address:	haylbrochu@montrose-env.com
Zip:	04106	Telephone #:	207.441.0075

PO#:
Sample Event #
Sorbent:

	Location	Sample ID (Tube ID)	Sample, Blank or Duplicate	Start Date	Start Time	Stop Date	Stop Time	Deployed/ Collected by	Ave. Pressure (inHg)	Avg. Ambient Temp. (°F)
①	1 B	19968	S	9/9/25	900	9/23/25	1005	HFB		
	2 C	40509	S		910		1015			
	3 C	43614	S		920		1025			
	3 C	40569	D		920		1025			
	3 C	20547	B		920		1025			
	4 C	38955	S		930		1035			
	5 C	57432	S		940		1045			
	6 C	01637	S		950		1055			
	7 C	40523	S		1000		1105			
	8 C	00720	S		1010		1115			
	9 C	69769	S		1020		1130			
	9 C	40563	D		1020		1130			
	9 C	36880	B		1020		1130			
	10 C	55776	S		1030		1140			
	11 C	56861	S		1040		1150			
	12 B	37373	S		1050		1200			
	13 C	69699	S		1100		1210			
	14 B	49651	S		1110		1220			
	15 C	17134	S		1120		1230			
	16 C	38521	S		1130		1240			
	17 B	15104	S		1140		1250			
	18 C	55443	S	9/9/25	1150	9/23/25	1300	HFB		

Relinquished By (printed):	Relinquished By (signature):	Relinquished Date:	Relinquished Time:
Haley Brochu		9/23/2025	1700
Recieved By (printed):	**Recieved By (signature):**	**Receipt Date:**	**Receipt Time:**
Kaitlyn Caminiti	Kaitlyn Caminiti	10/8/25	1:35PM

Sample Condition Upon Receipt:	Compound List:	Custody Seal intact? Y/N:	Delivery tracking #
Good		Y	
Ice Temp: / Blank Temp: 22.3 / Fluke 4		Add Custody Seal # below: 24G09307	

Comments: ① no brass cap on sampling side

This Is The Last Page Of This Report.

ENTHALPY
ANALYTICAL