

MODIFICATION

**State of Maine****Master Agreement****Effective Date:** 01/10/18**Expiration Date:** 01/09/20**Master Agreement Description:** Traffic Delineator Post, Flexible Steel & Tubular Clover Leaf**Buyer Information**

William Allen

207-624-7871 ext. NULL WJE.Allen@maine.gov

**Issuer Information**

SHARON KRECHKIN

207-624-3038 ext. sharon.krechkin@maine.gov

**Requestor Information**

Sharon Krechkin

207-624-3038 ext. sharon.krechkin@maine.gov

**Authorized Departments**

17A TRANSPORTATION

**Vendor Information****Vendor Line #:** 1**Vendor ID**

VC1000092723

**Vendor Name**

TRAFFIC &amp; PARKING CONTROL CO

**Alias/DBA****Vendor Address Information**

5100 W. Brown Deer Road

Brown Deer, WI 53223

US

**Vendor Contact Information**

Joanne Conrad

877-827-2652 ext.

joanne@tapconet.com

## Commodity Information

**Vendor Line #:** 1

**Vendor Name:** TRAFFIC & PARKING CONTROL CO

**Commodity Line #:** 1

**Commodity Code:** 57044

**Commodity Description:** Steel Flex Delineator Post

**Commodity Specifications:** As per the specifications attached and made part of this MA.

**Commodity Extended Description:** Min.order 1000 units

**Quantity**

0.00000

**UOM**

**Unit Price**

\$0.00

**Delivery Days**

20

**Free on Board**

FOB Dest, Freight Prepaid

**Contract Amount**

\$0.00

**Service Start Date**

**Service End Date**

**Catalog Name**

SteelFlex

**Discount**

0.0000 %

**Discount Start Date**

01/10/18

**Discount End Date**

01/09/20

SUPPLIER PART NUMBER	ITEM DESCRIPTION	EXTENDED DESCRIPTION	UNIT OF MEASURE	LIST PRICE	DELIVERY DAYS
10072	Steel Flex 66" Powder Coated White Delineator Post	ASTM D4956 Type III retro-reflective sheeting. Min.order 1000 units	EA	\$26.50	50
10072-1	Steel Flex 66" Powder Coated White Delineator Post	ASTM D4956 Type III retro-reflective sheeting. Under 1000 units	EA	\$29.50	50
1000071WSHTG	Steel Flex 66" Powder Coated White Delineator Post	ASTM D4956 Type VII/VIII/IX retro-reflective sheeting. Min.order 1000 units	EA	\$28.41	50
114901	Traffic Delineator,42 Flexible Yell Flat Post,Yellow Reflec	FG300 Surface Mount 42" Yellow Flattened Post w/ Yellow Reflectivity, 3" Tubular Clover Leaf	EA	\$36.44	10
114902	Traffic Delineator,42 Flexible Whit Flat Post, White Reflec	FG300 Surface Mount 42" White Flattened Post w/ White Reflectivity, 3" Tubular Clover Leaf	EA	\$33.78	10
139278	Traffic Delineator,48 Flexible Whit Flat Post, Red Reflec	FG300 Surface Mount 48" White Flattened Post w/ 4" Red Reflectivity, 3" Tubular Clover Leaf	EA	\$36.65	21
139279	Traffic Delineator,48 Flexible Whit Flat Post, Green Reflec	FG300 Surface Mount 48" White Flattened Post w/ 4" Green Reflectivity, 3" Tubular Clover Leaf	EA	\$36.65	21
139568	Traffic Delineator,48 Flexibl Yell Post w/2, 3in Reflec Band	FG300 Surface Mount 48" Yellow Post w/2 3" Reflectivity Bands, Tubular Clover Leaf	EA	\$52.99	21
131397	Base, Flexible Traffic Deliniator FG300, White	White FG300	EA	\$16.29	21
100592	Base, Flexible Traffic Deliniator FG300, Lite Black	Lite Black FG300	EA	\$14.25	21
116846	Bolt, Asphalt, 4 inch for DP200/FG300 Delineator Base	Each base requres 4 bolts	EA	\$1.50	21

Appendix C

STATE OF MAINE  
DEPARTMENT OF ADMINISTRATIVE AND FINANCIAL SERVICES  
DIVISION OF PURCHASES

COST RESPONSE

RFQ # 17A17060500000000000773

**FLEXIBLE STEEL DELINEATOR POSTS**

**Please download this document to your desktop. Fill out the required sections of this document (see below). Attach all to your response in VSS along with requested documents. For your electronic response in VSS, please put "0" in the unit price field. Failure to do this may result in disqualification of your bid.**

**REQUESTED RETURNED DOCUMENTS:**

- **Appendix A: Bid Cover Page & Debarment Form (Pages 9 & 10 of this document)**
- **Cost Response Sheet from Appendix C, Page 13 (Below)**
- **Appendix D: Municipality Participation, Page 15**
- **Product Data/Information Sheets**
- **Warranty Information**

**Bid Items:**

Item	Item Description	Price Each
1	66" White Flexible Steel Delineator with 4" x 8" white, ASTM D4956 Type III retro-reflective sheeting	\$ 28.41
2	66" White Flexible Steel Delineator with 4" x 8" white, ASTM D4956 Type VII/VIII/IX retro-reflective sheeting	\$ 28.41

VENDOR NAME: Tapco

Line Item	QTY	Unit of Measure	MFG Item/Part#	Unit Price	Extended Price
1	0-19	Each	42" Yellow Flattened Post w/yellow reflectivity	36.44	19 x 36.44 \$692.36
2	20-199	Each	42" Yellow Flattened Post w/yellow reflectivity	36.44	199 x 36.44 \$7,251.56
3	200 - 399	Each	42" Yellow Flattened Post w/yellow reflectivity	36.44	399 x 36.44 \$14,539.56

Line Item	QTY	Unit of Measure	MFG Item/Part#	Unit Price	Extended Price
1	0-19	Each	42" White Flattened Post w/white reflectivity	33.78	19 x 33.78 \$641.82
2	20-199	Each	42" White Flattened Post w/white reflectivity	33.78	199 x 33.78 \$6,722.22
3	200 - 399	Each	42" White Flattened Post w/white reflectivity	33.78	399 x 33.78 \$13,478.22

Note-Estimated annual purchase is \$20,000.00

Appendix A

**STATE OF MAINE  
DEPARTMENT OF ADMINISTRATIVE AND FINANCIAL SERVICES  
DIVISION OF PURCHASES**


**BID COVER PAGE and DEBARMENT FORM**

Bidder's Organization Name: <u>TAPCO Traffic and Parking Control</u>		
Chief Executive - Name/Title: <u>VP of Sales Andrew Bergholz</u>		
Tel: <u>262-814-7338</u>	Fax:	E-mail: <u>andy@TapcoNet.com</u>
Headquarters Street Address: <u>5100 W BROWN DEER RD</u>		
Headquarters City/State/Zip: <u>BROWN DEER, WI 53223</u>		
<i>(provide information requested below if different from above)</i>		
Lead Point of Contact for Bid - Name/Title: <u>Jason Decker / Account Manager</u>		
Tel: <u>262-649-5246</u>	Fax:	E-mail: <u>Jason.decker@TapcoNet.com</u>
Street Address: <u>5100 W BROWN DEER RD</u>		
City/State/Zip: <u>BROWN DEER, WI 53223</u>		

<b>Are you a Maine Business as defined in this RFQ under RFQ Requirements, Section 6. Quotation Evaluation and Selection?</b>	<input checked="" type="checkbox"/> Yes <input checked="" type="checkbox"/> No
---	--

By signing below Bidder affirms:

- Their bid complies with all requirements of this RFQ; and
- This bid and the pricing structure contained herein will remain firm for a period of 180 days from the date and time of the bid opening; and
- That no personnel currently employed by the Department or any other State agency participated, either directly or indirectly, in any activities relating to the preparation of the Bidder's proposal; and
- That no attempt has been made or will be made by the Bidder to induce any other person or firm to submit or not to submit a proposal; and
- The undersigned is authorized to enter into contractual obligations on behalf of the above-named organization.

Name: <u>Jason T Decker</u>	Title: <u>Account Manager</u>
Authorized Signature: 	Date: <u>6/18/17</u>

### Debarment, Performance, and Non-Collusion Certification

By signing this document I certify to the best of my knowledge and belief that the aforementioned organization, its principals, and any subcontractors named in this proposal:

- a. Are not presently debarred, suspended, proposed for debarment, and declared ineligible or voluntarily excluded from bidding or working on contracts issued by any governmental agency.
- b. Have not within three years of submitting the proposal for this contract been convicted of or had a civil judgment rendered against them for:
  - i. fraud or a criminal offense in connection with obtaining, attempting to obtain, or performing a federal, state or local government transaction or contract.
  - ii. violating Federal or State antitrust statutes or committing embezzlement, theft, forgery, bribery, falsification or destruction of records, making false statements, or receiving stolen property;
  - iii. are not presently indicted for or otherwise criminally or civilly charged by a governmental entity (Federal, State or Local) with commission of any of the offenses enumerated in paragraph (b) of this certification; and
  - iv. have not within a three (3) year period preceding this proposal had one or more federal, state or local government transactions terminated for cause or default.
- c. Have not entered into a prior understanding, agreement, or connection with any corporation, firm, or person submitting a response for the same materials, supplies, equipment, or services and this proposal is in all respects fair and without collusion or fraud. The above mentioned entities understand and agree that collusive bidding is a violation of state and federal law and can result in fines, prison sentences, and civil damage awards.

- **Failure to provide this certification may result in the disqualification of the Bidder's proposal, at the discretion of the Department.**

To the best of my knowledge all information provided in the enclosed proposal, both programmatic and financial, is complete and accurate at the time of submission.

Name: <i>Jason T Decker</i>	Title: <i>Account Manager</i>
Authorized Signature: <i>Jason T Decker</i>	Date: <i>6/18/17</i>

## TECHNICAL SPECIFICATIONS

Steel-Flex® Guide Posts and Steel-Flex® Utility Marker Posts.

Product Codes SF13-SF14-SF16-SF17-SFMP Series

### DIMENSIONS AND SPECIFICATIONS

Surface Coating	Powder coated to minimum 70 microns' thickness over ArmorGalv™ thermal diffusion galvanised substrate.
Overall Width (facing traffic)	103mm
Delineator face width	103mm
Length	1300mm – 1700mm
Recommended installation depth.	400mm below ground
Shape	"C" channel – 10mm depth. Radius 125mm
Manufacturing Tolerances	Width & Length Tolerance shall be +/- 5%. Curvature Tolerance shall not exceed + 3mm Thickness Tolerance is +/- 5%

#### DEFINITION

Delnorth Steel-Flex® is a patented flexible steel delineator post. Steel-Flex® may be driven into the ground, or road base using a Delnorth designed manual or mechanical driving device. Steel-Flex® is capable of withstanding repeated impacts and wheel overs by vehicles with minimal damage to the post or vehicle. Steel-Flex® roadside delineator posts comply with:  
British & European Standard EN 12899-3:2008  
Australian Standard AS1742.2 and AS/NZ 1906.1

#### DURABILITY

Steel-Flex® can retain a minimum of 75% of its colour, appearance and physical properties for 10 years even when exposed

to extreme weather conditions. They are fire resistant and the powder coating can withstand temperatures of up to 140°C.

#### WIND DEFLECTION

Steel-Flex® flexible steel delineator posts stand vertical when installed. Testing has shown that the post will not deflect more than 35mm when subjected to wind speeds of 45m /sec. (162 kph) on the front face (convex surface) of the post.

#### BENDING PROPERTIES

The load required to bend each post length of 1000mm long to an angle of 90deg. should not be less than 30 N. It only requires 8lb pressure to bend a Steel-Flex post.

#### IMPACT AND WHEEL-OVER RESISTANCE

Steel-Flex® delineator posts return to vertical automatically after repeated vehicle impacts. It has been tested to 10 impacts from a passenger type vehicle at 100 kph without compromising the integrity of the post. It has been tested to 10 wheel-over's at 50kph from a fully laden 42 tonne truck without compromising the integrity of the post.

#### WEATHERING RESISTANCE

Steel-Flex® flexible steel delineator posts are coated with the highest-grade polyester powder with exceptional UV resistance and 10-year superior weathering characteristics. Steel-Flex has been tested



to comply with the following standards:

Impact Resistance (ASTM D - 2794)  
Adhesion (ISO 2815)  
2000 hr Salt Spray (ASTM B - 117)

#### **FINISH & COLOUR**

All faces of the Steel-Flex® delineator posts are a smooth gloss white powder coat finish to a minimum thickness of 70 microns over a ArmorGalv® thermal diffusion anti-corrosive protective coating and generally require almost nil maintenance.

#### **FLAME RESISTANCE**

Steel-Flex® is non-flammable.

#### **MARKING**

The manufacturer's name and the month/year date of manufacture with minimum 1 cm high characters, are applied to the concave surface of the post. The recommended installation depth is marked by a 12mm diameter hole punched into the post 40cm from the lower pointed edge. Reflective sheeting is applied to conform with the relevant specifications.

#### **POST ANCHORAGE**

Steel-Flex® flexible steel delineator posts are driven into the ground or road base to a minimum depth of 400mm. Dual retention barbs assist to provide post stability, correct alignment and resistance to unlawful removal by hand. Testing has shown, that when installed correctly in

average ground conditions, there is a force of over 500kg required to remove the post from the ground. To maximise the life of the post, it is recommended that a small V shape divot approximately 100mm deep x 100mm long x 105mm wide, be removed to provide a bend radius when there is a direct wheel-over by a vehicle. This void may be filled with sand if required. Installation instruction sheets are included with each box of 10 Steel-Flex posts.

#### **DELINEATORS**

Delnorth Steel Posts can be fitted with all available types of Guide Post delineators and Marker Post stickers complying with AS1906.1. The posts can be driven in with delineators or stickers attached.

#### **HEAT RESISTANCE TEST**

The Steel-Flex® post will be conditioned for 2 hours at + 60° C. The conditioned post can then straighten itself within 30 seconds when bent at 90° from one end of the post in the direction of normal face (convex surface). This test will be carried out five times within 2 minutes, after the sample has been removed from the stove.  
**Result of Steel-Flex Heat Resistant Test = Pass (1 second each bend)**

#### **COLD RESISTANCE TEST**

The Steel-Flex® post will be conditioned for 2 hours at - 10° C. The conditioned

post can then straighten itself within 30 seconds when bent at 90° 800mm from one end of the post in the direction of normal face (convex surface). This test will be carried out five times within 2 minutes, after the sample has been removed from the cooler.  
**Result of Steel-Flex Cold Resistant Test = Pass (1 second each bend)**

#### **STEEL BALL TEST**

The Steel-Flex® post will be conditioned for 2 hours at - 10° C. The conditioned post shall show no signs of fracturing or splitting when a 1 kg steel ball is dropped from a height of 1500mm through a friction less guide to impact the surface of the post. The post shall be flat in a horizontal position supported at both ends. This test will be carried out five times within 10 minutes after the sample has been removed from the cooler.  
**Result of Steel-Flex Steel Ball Test = Pass (1 second each bend)**

#### **PACKAGING**

Boxes of 10 with installation instructions Included.  
50 boxes per pallet.  
500 units per pallet.

# Highway & Road Edge Delineator Posts

## STEEL-FLEX

### FLEXIBLE, ALL GALVANIZED, STEEL DELINEATOR POST

- Most Durable Post available
- High Impact Resistance
- Will not fade or discolour
- Returns to vertical every time
- Low Maintainance
- Heat Resistant +80°C
- Cold Resistant -30°C
- Will last many years longer than plastic or fibreglass composite
- Can be impacted more than 1500 times



SF1

SF1-6L

- Very fast and easy to install
- Not affected by UV
- Very difficult to remove
- Powder Coated in any colour
- High Visibility
- Ground Retention Barb
- Will not dislodge on Impact
- Fire Resistant
- Huge cost savings
- No sharp edges
- Life expectancy of 10 years



Tested & Approved to EN 12899-3:2007

Distributed by



1-800-236-0112  
www.tapconet.com


5100 West Brown Deer Road  
Brown Deer, WI 53223



# Flexible All Galvanised STEEL-FLEX Steel Delineator Posts



SF1-2



SF1-3



SF1-4



SF1-5



SF1-6



SF1-7

## EZY TO INSTALL



MANUAL INSTALLATION



PNEUMATIC INSTALLATION

- One Person Installation
- Manual Driving Tool
- Pneumatic Driving Tool
- No boring, digging or backfill required
- Installs in almost all ground conditions
- Depth Marker Hole

## EZY TO MAINTAIN after 1500 Impacts



AFTER 1500 IMPACTS



NEW REFLECTOR FITTED


- Galvanized Steel & Powder Coated
- Gloss White will not fade or discolour
- Returns to vertical after many impacts
- Can be impacted in both directions
  - No maintenance Painting
  - Powder Coated in any colour
  - Fire Resistant




SF1-8



SF1-9




SF1-10



SF1-11



SF1-12



SF1-13

50 kph Impact & All Wheel-over by 42 Tonne Truck x 10 times.



# Service & Utility Marker Posts

## STEEL-FLEX

FLEXIBLE, ALL GALVANIZED, STEEL MARKER POST



## EZY TO USE To Identify



- Underground Electrical Cables
- Underground Fibre Optic Cables
- Underground Water Pipelines
  - Underground Gas Pipelines
- Fire Hydrants • Distance Markers
  - Drains and Culverts
- Walking Trails and Camping Areas
- Rural numbering and 9-1-1 Markers



Distributed by



1-800-236-0112  
www.tapconet.com

5100 West Brown Deer Road  
Brown Deer, WI 53223

GSA Contract Holder  
GS-07F-5924R  
GS-07F-0234U

U.S. COMMUNITIES  
GOVERNMENT PURCHASING ALLIANCE  
Supplier Partner

# Maine DOT Flexible Traffic Delineator Specifications

- Shall have an 8 inch round base with holes to allow anchoring to pavement.
- Base shall be able to anchor by both surface or ground mount
- Post Colors shall be White, or Yellow.
- Post diameter: 2 1/2 inch (tubular), 3 inch (when flattened)
- Post top will be flattened.
- Posts shall be 42 inches in height.
- Two reflective sheeting bands with minimum 2 inch wide sheeting around post shall be installed near the top.
- Sheeting shall be a minimum of diamond grade retro reflectivity.
- White reflective sheeting on white post.
- Yellow reflective sheeting on yellow post.
- Can withstand over 75 hits at 55 mph
- Post and base shall be made from fade resistant, UV protected post-consumer recycled plastic.
- Weight: Approx. 3 lbs.
- Dimensions do not need to be exact but shall be reasonably close.



# Maine DOT Flexible Traffic Delineator Specifications

Line Item	QTY	Unit of Measure	MFG Item/Part#	Unit Price	Extended Price
1	0-19	Each	42" Yellow Flattened Post w/yellow reflectivity		
2	20-199	Each	42" Yellow Flattened Post w/yellow reflectivity		
3	200 - 399	Each	42" Yellow Flattened Post w/yellow reflectivity		

Line Item	QTY	Unit of Measure	MFG Item/Part#	Unit Price	Extended Price
1	0-19	Each	42" White Flattened Post w/white reflectivity		
2	20-199	Each	42" White Flattened Post w/white reflectivity		
3	200 - 399	Each	42" White Flattened Post w/white reflectivity		

Note-Estimated annual purchase is \$20,000.00

## FG 300 Model UR Channelizer Post Material Specifications

### 1) Design

The channelizer post shall consist of a modified T-shaped tubular post a minimum of 3.00 inches wide by 2.00 inches deep, with 0.125 inch (min.) walls, comprised of flat front and curved rear surfaces and sides to create areas of opposing compression stresses on the inner and outer walls when impacted resulting in superior rebound. All channelizer posts shall be capable of sustaining a minimum of fifty (50) bumper and direct wheel-over impacts at 60 MPH (100 km/h) without damage to the post or the reflective sheeting applied to the post. All posts shall be easily replaceable. All posts shall be constructed of UV-stabilized thermo-plastic polyurethane (TPU) for superior durability, conforming to the following material specifications:

<b>Property</b>	<b>ASTM Test</b>	<b>Results</b>
Specific Gravity (min.)	D 792	1.10
Hardness (min.)	D 2240	80 A
Tear Strength (min PSI)	D 624, Die C	600
Tensile Strength @ yield, (min PSI)	D 412	4,000
Tensile Elongation @ break (min. %)	D 412	600
Cold Temp. Impact Test (-7° F)	FL/DOT	Pass

### 2) Bases

Channelizer posts shall mount to a base unit with two (2) plastic locking pins. For highest visibility and durability, posts shall be mounted to bases of the same color as the post and/or curb and the corresponding lane line (yellow & yellow, white & white, etc.) and shall be 1.5 # in weight. All bases shall be constructed of a high-impact thermo-plastic styrenic alloy conforming to the following material specifications:

<b>Property</b>	<b>ASTM Test</b>	<b>Results</b>
Specific Gravity (min.)	D 792	1.02
Gardner Impact (min.)	N/A	160
Flexural Strength (min.)	D 790	5,500

### 3) Florescent and Standard Colors

Channelizer posts and bases shall be constructed of UV-stabilized polymers and colors. The color shall be solid throughout and stabilized to resist UV degradation. In construction work zone areas where orange devices are used, all materials shall be Florescent Orange to improve visibility in low light conditions.

4) Locking Pins

The channelizer posts shall be secured to the base units with rust-proof black plastic locking pins conforming to the same material specifications as the base units to prevent dislocation when posts are impacted and to ease replacement of old posts.

5) Reflective Sheeting

All posts shall have retro-reflective sheeting applied. The minimum reflective sheeting shall be two (2) 6-inch wide wraps of sheeting the same color as the post applied one (1) inch down from the top of the post with a six (6) inch gap between wraps. The sheeting shall meet State specifications for retroreflectivity.

6) Lengths

Channelizer posts shall be available in lengths from 16 to 48 inches, as specified in the construction plans or procurement details.

7) Installation

Channelizer posts shall be secured to the roadway with removable and reusable one-piece anchor bolts with a finished hex head, integral washer, dual lead threads and chamfered tip. One-piece bolts shall be used to eliminate improper assembly; dual-thread bolts shall be used to prevent bolts spinning in holes when tightened. All channelizer posts shall be completely removable with standard power tools. Alternatively, posts shall be adhered to the roadway with approved 2-part road marker epoxy, flexible bituminous adhesive or pressure-sensitive synthetic butyl rubber pads, min. 0.125" thick.

8) Packaging

Channelizer posts and bases shall be packaged in boxes of 25 pieces. A sufficient quantity of pins shall be supplied to secure all posts to the bases.

9) NCHRP 350 Acceptance

The channelizer posts shall be fully crash-tested by an A2LA-certified testing facility and meet requirements for **Category 1** devices as specified in **NCHRP Report # 350**. All channelizer posts shall have the acceptance of the U.S. Department of Transportation, Federal Highway Administration. Test reports and certifications of acceptance to these standards must be supplied by the manufacturer upon request.

10) Quality

The channelizer posts shall be manufactured by an ISO 9001 certified firm in good standing; evidence of ISO compliance shall be presented as a pre-condition for acceptance for use.

11) Manufacturer

The device above is manufactured by Pexco LLC, Davidson Traffic Control Products, Tacoma, WA, USA, phone (253) 284-8000, email [hwysales@pexco.com](mailto:hwysales@pexco.com).



## Davidson FG 300 Channelizer Posts & Bases Installation Procedures

### A) Installation Using 2-part Epoxy, Hot-melt Bitumen, or 1-part Urethane Adhesive 795A

- 1) Adhesive will adhere well to most clean, dry and well unified surfaces. Ideal application temperature is 50° to 100° degrees F. All surfaces must be free of dust, dirt, oil and moisture.
- 2) Assemble posts and bases together with quick release pins provided. Wipe the spot on which the post will be placed.
- 3) Mix equal parts A & B of standard road marker epoxy and apply evenly 1/8 inch thick to the FG 300 base. Single-component hot melt bitumen or urethane Adhesive 795A may also be used.
- 4) Place FG 300 post & base assembly onto the roadway and **apply firm downward pressure** for five (5) seconds. Flat front or curved back side of post should face oncoming traffic.
- 5) After application bond strength increases & achieves ultimate strength after 72 hours at 70° F.
- 6) Posts should be protected from traffic for a minimum of one (1) hour after installation.

### B) Temporary Mounting Using Butyl Adhesive Pad

- 1) Adhesive will adhere well to most clean, dry and well unified surfaces. Ideal application temperature is 50° to 100° degrees F. All surfaces must be free of dust, dirt, oil and moisture.
- 2) Assemble posts and bases together with quick release pins provided. Wipe the spot on which the post will be placed.
- 3) Remove one side of release paper from butyl pad and apply centered on base. Press firmly onto base. Remove second side of release paper; base is now ready for installation on the road.
- 4) Press base onto desired location on road and apply **apply firm downward pressure** for five (5) seconds. Flat front or curved back side of post should face oncoming traffic.
- 5) Posts are now ready for traffic.

### C) FG 300 Anchor Bolts

- 1) Using a standard hammer drill and 3/8" SDS bit, drill holes through the holes in each base approx. 4" into asphalt pavements (2 1/2" into concrete pavements).
- 2) Blow the bolt holes and area below the base clean of dust, rocks or other material.
- 3) Insert proper length anchor bolt through holes in the base. Using an impact wrench, drill the bolt into the hole in the pavement. Begin tightening the bolt by applying slight downward pressure when engaging the first few threads.
- 4) Continue tightening until the head is firmly seated; do not over-tighten the bolt.

### D) Limitations of Adhesive System

- 1) Bond strength is dependent upon the amount of adhesive-to-surface contact developed. Firm application pressure develops better adhesive contact and thus improves bond strength.
- 2) Moisture on roadway surfaces will inhibit bonding of the adhesive.
- 3) Insufficient pressure will not allow the adhesive to bond properly.

**Placing the post incorrectly could result in adhesive failure!**

### E) Important Notice To Purchaser

The following is made in lieu of all warranties, expressed or implied, including the implied warranties of merchantability and fitness for purpose: Seller's and manufacturer's only obligation shall be to replace such quantity of the product proved to be defective. Before using, user shall determine the suitability of the product for its intended use, and user assumes all risk and liability whatsoever in connection therewith. Neither manufacturer nor seller shall be liable either in tort or in contract for any loss or damage, direct, incidental, or consequential, arising out of the use of or the inability to use the product.

Distributed by



1-800-236-0112  
www.tapconet.com

5100 West Brown Deer Road  
Brown Deer, WI 53223



SELECT DESIRED POST:

UR GRADE

SPECIFY DESIRED HEIGHT:

18"       36"

24"       42"

28"       48"

CUSTOM (SEE NOTE 4)

SELECT DESIRED POST COLOR:

WHITE

YELLOW

ORANGE

CUSTOM (SEE NOTE 3)

SELECT DESIRED REFLECTIVE SHEETING:

REFLEXITE AR 1000

3M HIGH INTENSITY GRADE

3M FHIP

SELECT DESIRED SHEETING COLOR:

WHITE

YELLOW

BLUE

CUSTOM (SEE NOTE 3)

SELECT DESIRED BASE:

1 LB. LITE BASE - BLACK ONLY

1.5 LB. HEAVY DUTY BASE - COLORS ONLY

10 LB GREEN CROSS BASE

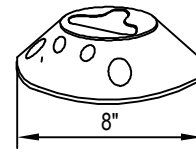
INVISI-BASE (FLUSH MOUNT)

METRO BASE

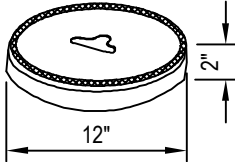
BASE OPTIONS:



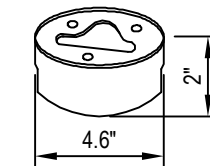
1.5 LB HEAVY DUTY BASE  
COLORS ONLY



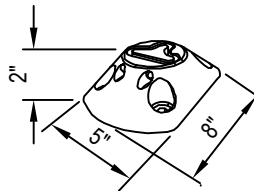
1 LB LITE BASIC - BLACK



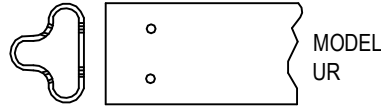
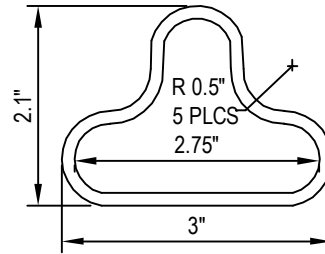
10 LB GREEN CROSS BASE



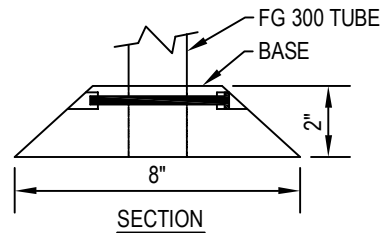
INVISIBASE FLUSH MOUNT




METRO BASE



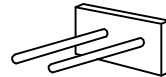
MATERIAL: POLYURETHANE



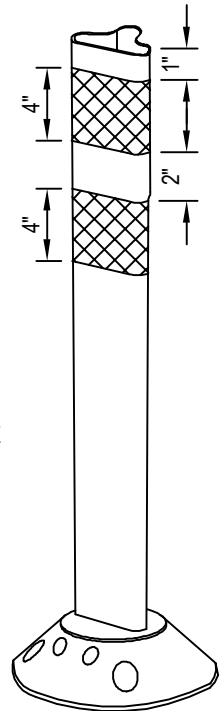
SECTION



QUICK RELEASE PINS



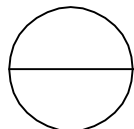
PIN REMOVAL TOOL



SHOWN WITH TYPICAL  
REFLECTIVE TAPE  
APPLIED

NOTES:

1. INSTALLATION TO BE COMPLETED IN ACCORDANCE WITH MANUFACTURER'S SPECIFICATIONS.
2. DO NOT SCALE DRAWINGS.
3. POSTS AND REFLECTIVE SHEETING ARE AVAILABLE IN CUSTOM COLORS. CONTACT MANUFACTURER.
4. FLEXI-GUIDE POSTS CAN BE CUT TO ANY LENGTH YOU DESIRE. CALL FOR DETAILS.
5. POSTS MAY BE ORDERED W/ FACTORY APPLIED, HIGH INTENSITY OR PRISMATIC SUPER HIGH INTENSITY RETRO-REFLECTIVE SHEETING. SPECIFY TYPE, COLOR AND SIZE WHEN ORDERING.
6. CONTRACTORS NOTE: FOR PRODUCT AND COMPANY INFORMATION VISIT [www.CADdetails.com/info](http://www.CADdetails.com/info) REFERENCE NUMBER 644-033.



**FG 300 MODEL UR**

HIGH - PERFORMANCE SURFACE MOUNT POST

Distributed by **TAPCO**

1-800-236-0112  
[www.tapconet.com](http://www.tapconet.com)

5100 West Brown Deer Road  
Brown Deer, WI 53223

GSA Contract Holder  
GS-07F-5924R  
GS-07F-0234U

U.S. COMMUNITIES  
CONSTRUCTION PRODUCTS ALLIANCE  
Supplier Partner