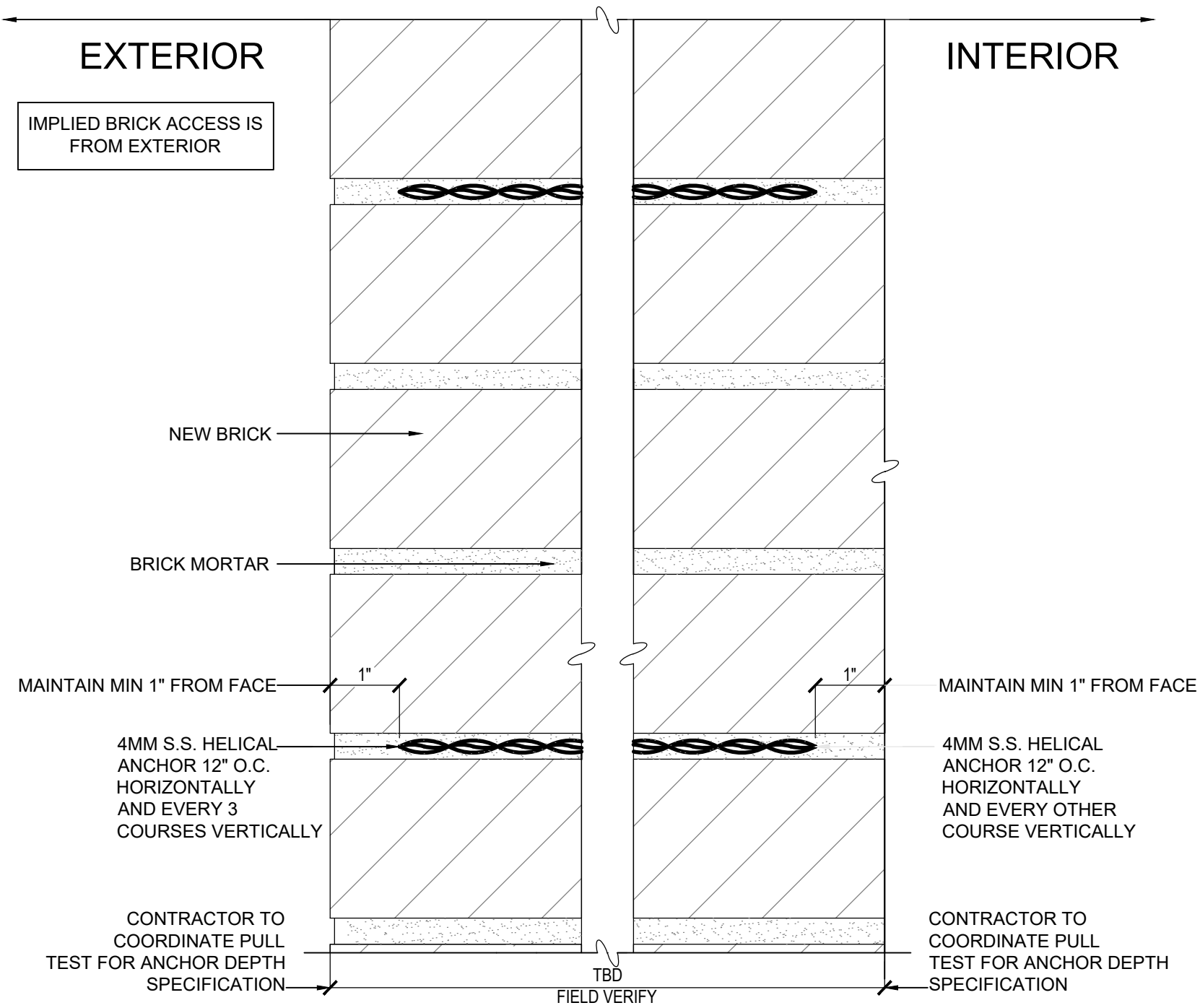
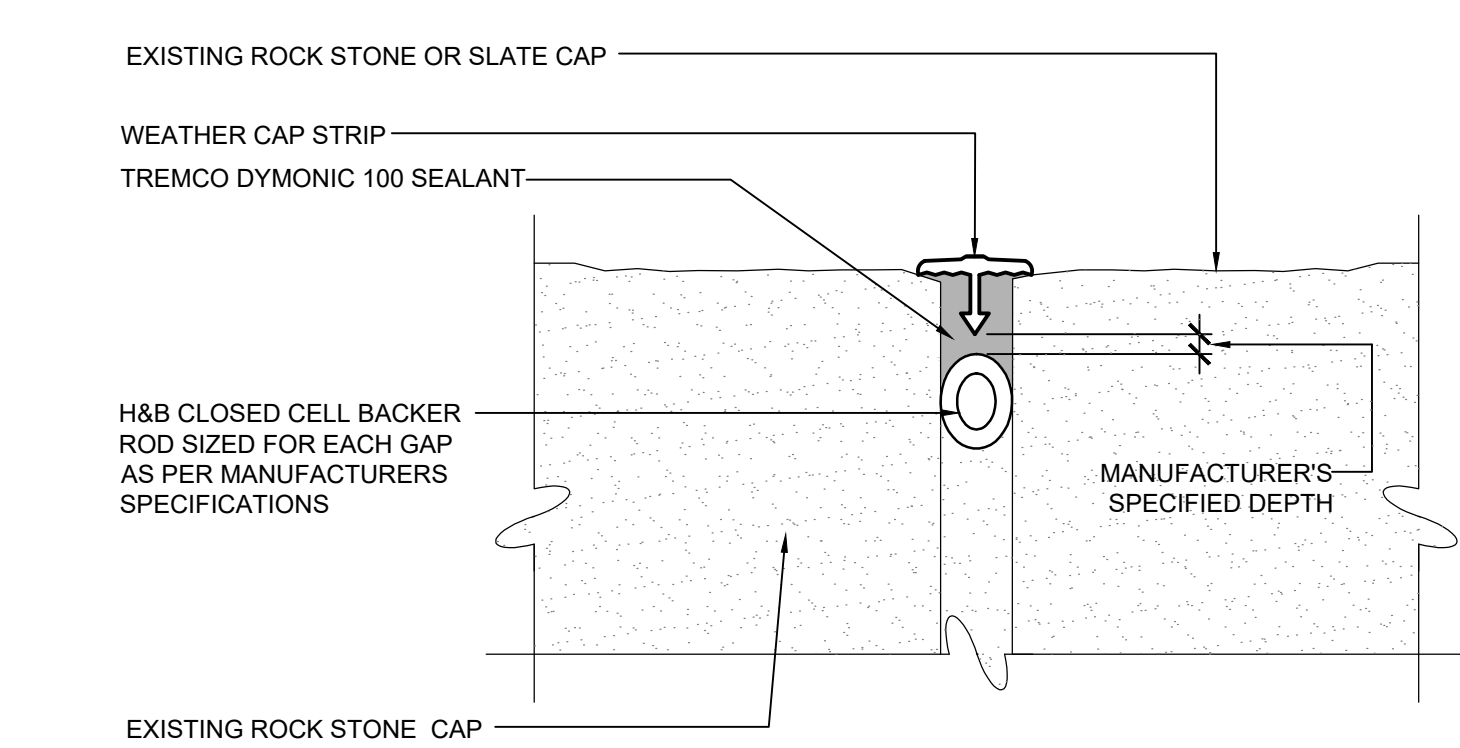


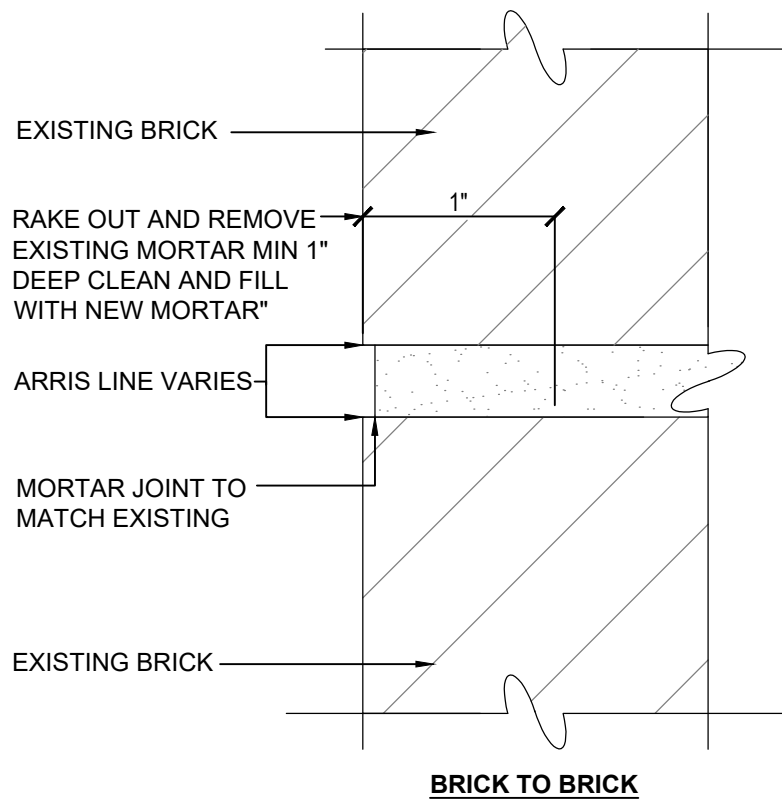
1 HELICAL WALL TIE PATTERN IN MASONRY WALL ( ELEVATION )  
BE-A501 SCALE : 1" = 1'-0"



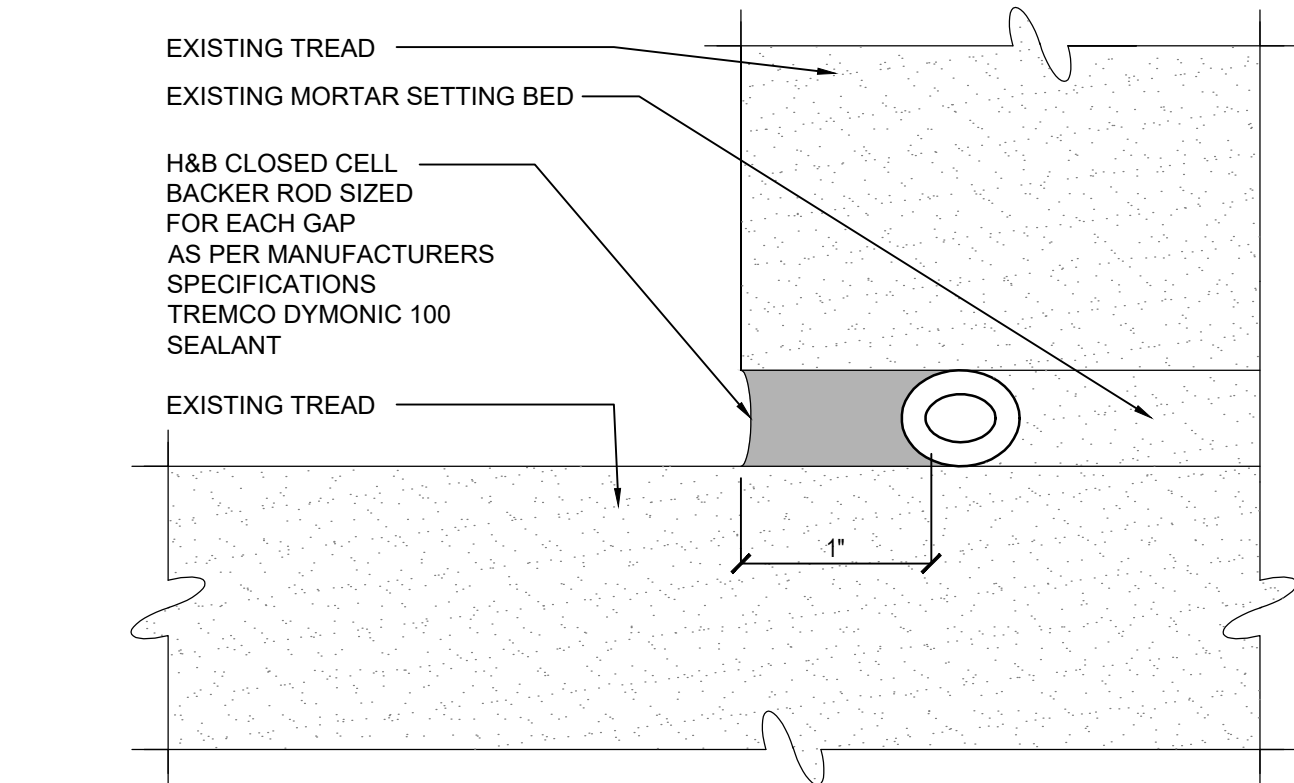
2 HELICAL WALL TIE DETAIL - SECTION  
BE-A501 SCALE : 6" = 1'-0"



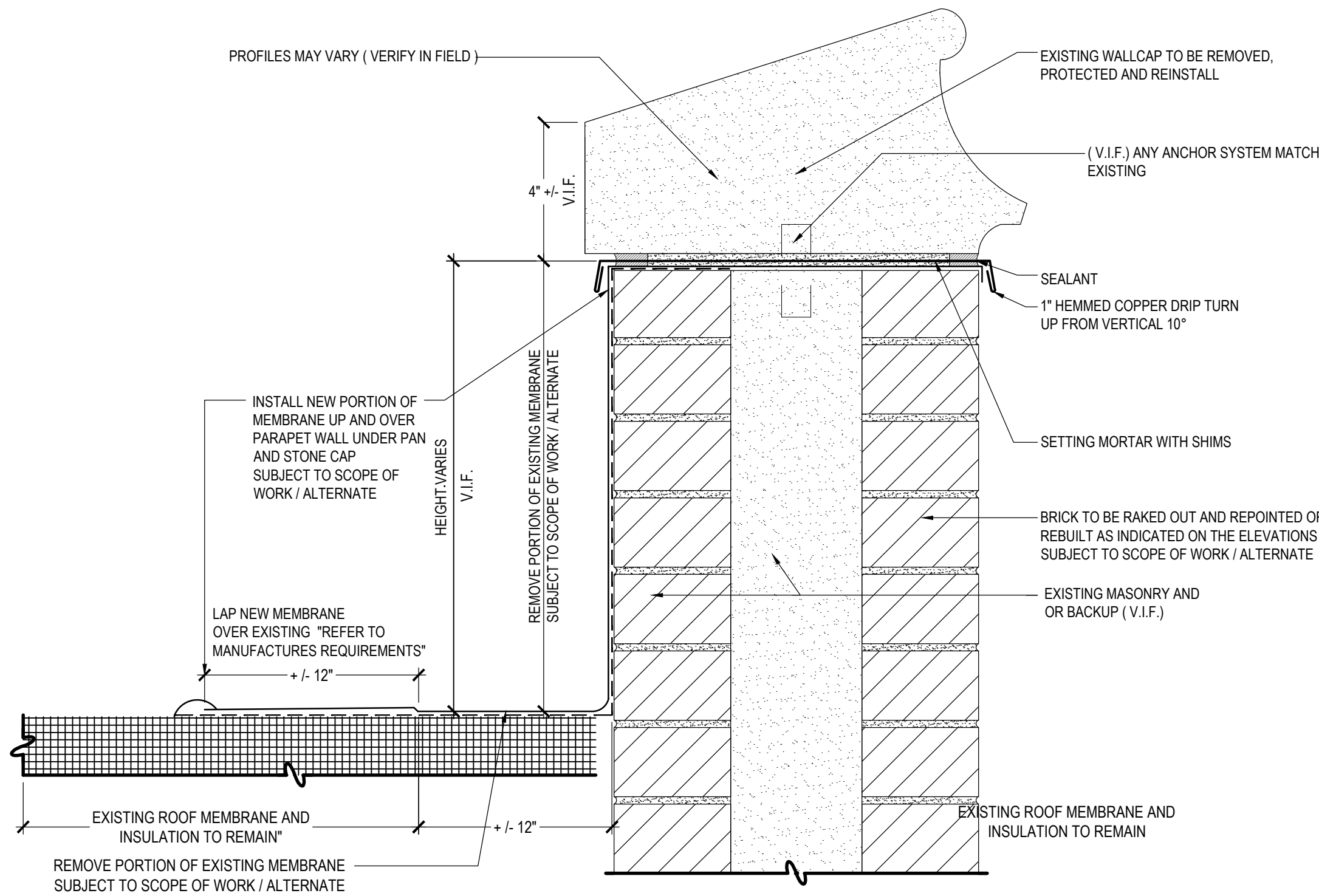
3 WEATHER CAP - SKYWARD JOINTS  
BEA105 SCALE : 1" = 1'-0"



4 MORTAR JOINT - ARRIS LINE ( RAKE AND REPOINT)  
BEA105 SCALE : 1" = 1'-0"



6 SEALANT @ STAIRS  
BEA105 SCALE : 1" = 1'-0"



7 BASIS OF DESIGN REPAIR FOR PARAPET AND OR ROOF PERIMETER CAP  
BEA105 SCALE : 3" = 1'-0"

#### MASONRY CLEANING GUIDE FOR NEW BRICK MASONRY AND OTHER CONDITIONS

##### CLEANING MASONRY

- MATCH CLEANING METHOD AND CLEANING SOLUTION TO TYPE OF BRICK - VERIFY W/ MASONRY MANUFACTURER
- PROTECT ADJACENT SURFACES / MATERIALS SUBJECT TO DAMAGE BY MASONRY CLEANING PROCESS
- PERFORM TRIAL CLEANING TO SAMPLE AREA LESS THAN 20SQFT, ALLOW WALL TO DRY PRIOR TO EVALUATING.
- + MULTIPLE TRIALS MAY BE REQUIRED
- CONTROL / TREAT / PROTECT RUNOFF PER JURISDICTIONS REQUIREMENTS
- WHEN MANUFACTURER'S RECOMMENDATION NOT PROVIDED - REFER TO THIS TABLE (BELOW) AND BIA TECHNICAL NOTE 20 DATED 08/2018
- SELECT GENTLEST EFFECTIVE METHOD
- DO NOT ALLOW CLEANING SOLUTION TO DRY ON MASONRY
- DO NOT USE UNBUFFERED MURIATIC OR HYDROFLUORIC ACID
- CLEAN NEW MASONRY ONCE MORTAR HARDENS, TYPICAL WITHIN 24 HRS TO 7 DAYS, SUBJECT TO CLEANING METHOD.
- APPLY CLEANING SOLUTION AS RECOMMENDED BY BRICK AND OR CLEANING SOLUTION MANUFACTURER

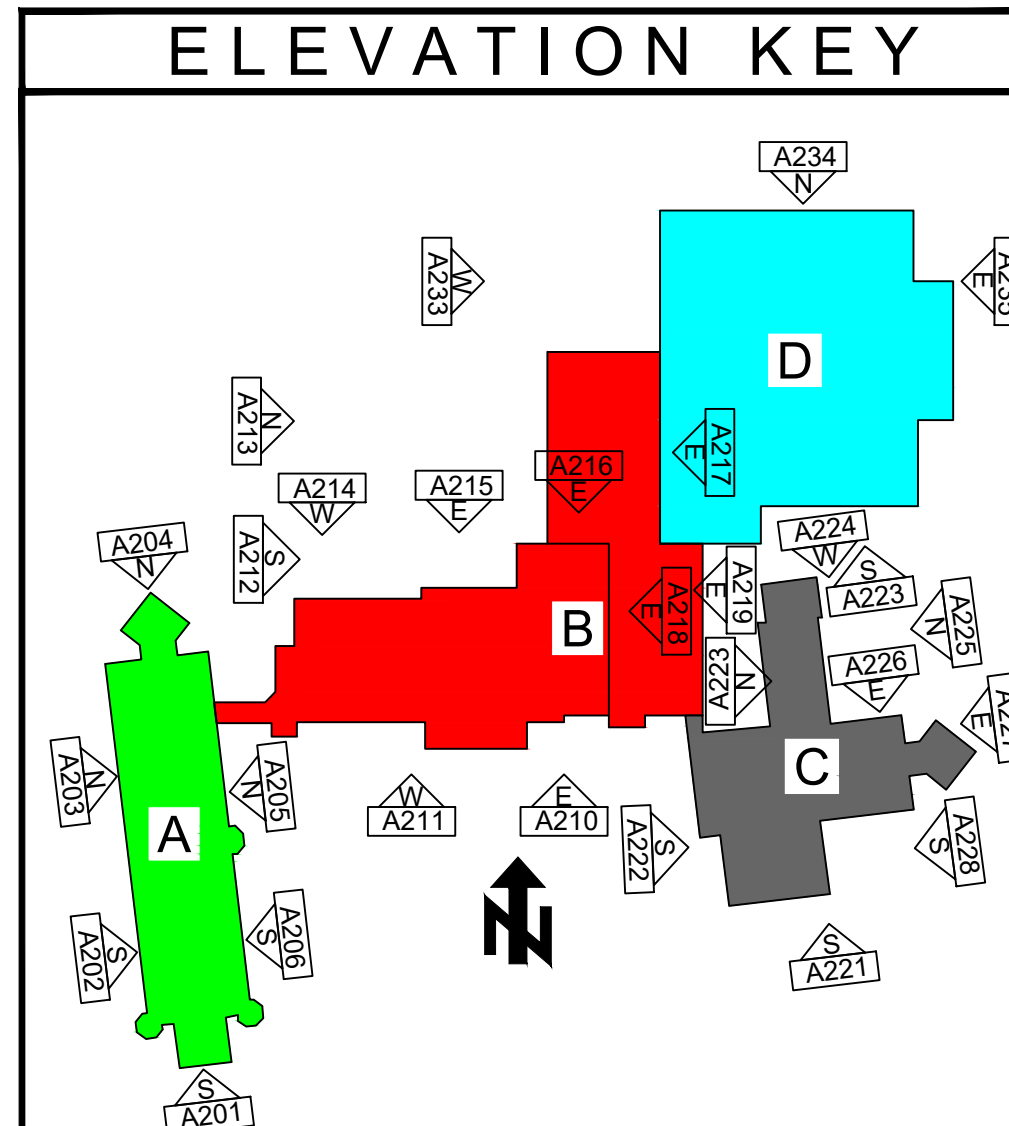
BRICK CATEGORY	CLEANING METHOD	REMARKS		
RED BRICK & RED FLASHED	BUCKET & BRUSH HAND- CLEANING PRESSURIZED WATER	CLEAN WITH WATER, DETERGENTS, EMULSIFYING AGENTS OR SUITABLE PROPRIETARY COMPOUNDS. DO NOT CLEAN WITH UNBUFFERED MURIATIC ( HYDROCHLORIC ) ACID SOLUTIONS. ABRASIVE BLASTING IS NOT RECOMMENDED FOR HEAVY SAND FINISHES.		
WHITE, TAN, BUFF, GRAY, PINK, BROWN, BLACK, SPECKS AND SPOTS	BUCKET & BRUSH HAND-CLEANING PRESSURIZED WATER	CLEAN WITH WATER, DETERGENTS, EMULSIFYING AGENTS OR SUITABLE PROPRIETARY COMPOUNDS. DO NOT USE UNBUFFERED MURIATIC (HYDROCHLORIC) ACID SOLUTIONS. LIGHT-COLORED BRICK ARE SUSCEPTIBLE TO "ACID BURN " AND STAINS COMPARED WITH DARKER UNITS. ABRASIVE BLASTING IS NOT RECOMMEND FOR HEAVY SAND FINISHES.		
SAND FINISH OR SURFACE COATING	BUCKET & BRUSH HAND CLEANING	CLEAN WITH WATER AND SCRUB BRUSH USING LIGHT PRESSURE. STUBBORN MORTAR STAINS MAY REQUIRE USE OF CLEANING SOLUTIONS. USE OF PRESSURIZED WATER OR ABRASIVE BLASTING IS NOT RECOMMENDED. CLEANING MAY AFFECT APPEARANCE. SEE "BRICK CATEGORY" FOR ADDITIONAL REMAKRS BASED ON BRICK COLOR.		
GLAZED BRICK	BUCKET & BRUSH HAND-CLEANING PRESSURIZED WATER	WIPE GLAZED SURFACE WITH SOFT CLOTH WITHIN FEW MINUTES OF LAYING UNITS. USE SOFT SPONGE OR BRUSH PLUS AMPLE WATER FOR FINAL WASHING. USE DETERGENTS WHERE NECESSARY AND PROPRIETARY CLEANERS ONLY FOR VERY DIFFICULT MORTAR STAINS. CONSULT BRICK AND CLEANER MANUFACTURER BEFORE USING PROPRIETARY CLEANERS ON SALT GLAZED OR METALLIC GLAZED BRICK. DO NOT USE ABRASIVE POWDERS. DO NOT USE METAL CLEANING TOOLS OR BRUSHES.		
COLORLED MORTARS	METHOD IS GENERALLY CONTROLLED BY THE BRICK CATEGORY	MANY MANUFACTURERS OF COLORED MORTARS DO NOT RECOMMEND CHEMICAL CLEANING SOLUTIONS. UNBUFFERED ACIDS AND SOME PROPRIETARY CLEANERS TEND TO BLEACH COLORED MORTARS. MILD DETERGENT SOLUTIONS ARE GENERALLY RECOMMENDED. EVALUATE EFFECTS AS PART OF CLEANING TRIALS.		
PRODUCTS				

- THE FOLLOWING PRODUCTS ARE ACCEPTABLE SUBJECT TO FIELD CONDITIONS, STAINING TYPE TO BE REMOVED, SAMPLE TESTING, COMPLIANCE WITH CLEANING PRODUCT MANUFACTURERS REQUIREMENTS, MASONRY MANUFACTURER(S) AND OR BRICK INSTITUTE OF AMERICA REQUIREMENTS/RECOMMENDATIONS.  
NOTE : CONTRACTOR TO VERIFY WITH CLEANING SOLUTION MANUFACTURER PRIOR TO APPLYING.  
+ BRICK MASONRY PREWASH - ONERESTORE - MASONRY CLEANER  
+ BRICK MASONRY FINAL WASH - SURE KLEAN VANATROL MASONRY WASH WITH STARTING WAS OF 14:1 & NO GREATER THAN 10:1 MIXTURE.

5 MASONRY CLEANING GUIDE FOR NEW BRICK MASONRY AND OTHER CONDITIONS  
BEA105 SCALE : NTS

##### GENERAL NOTES:

- 1.) BASIS OF DESIGN / BID BASED ON LIMITED EXISTING INFORMATION. - A/E OF REC TO REVIEW UPON DISCOVERY.
- 2.) REFER TO MASONRY WORK / LEGEND ACTIONS ON ELEVATION DRAWINGS.



SEAL:



**LeMessurier.**

1 MADISON ST., FLOOR 2  
SOUTH PORTLAND MAINE, 04106  
PHONE: 207.400.0086

PROJ NAME / LOCATION  
**MAINE CRIMINAL JUSTICE ACADEMY  
PHASE ONE - FACADE RESTORATION**  
15 OAKGROVE RD., VASSALBORO MAINE 04989

DWG NAME  
**MASONRY DETAILS, SECTIONS, NOTES, AND TABLE**

DESCRIPTION  
SD SUBMISSION  
SD REVIEW  
CD 95% REVIEW  
ISSUED FOR BID  
APPENDIX ONE ( 1 )

DATE  
07/06/22  
07/06/22  
08/15/22  
08/19/22  
09/28/2022

# 0 1 2 3 4 5 6 7 8  
REVISIONS

DESIGNED BY: RJH/DCM

A / E OF REC: DCM

ORIG DATE: 07/06/22

QC BY: DCM

QC DATE:

DRAWING STATUS:  
ISSUED FOR BID

SHEET No:

**BE-A501**

SCALE: AS NOTED / NTS

PROJECT No : 21-0240.001