

MODIFICATION

**State of Maine****Master Agreement****Effective Date:** 10/07/15**Expiration Date:** 08/26/20**Master Agreement Description:** Kueper Snowplow Cutting Edges, NASPO ValuePoint #30013**Buyer Information**

Donny Crockett 207-624-7336 ext. Donny.Crockett@maine.gov

**Issuer Information**

SHARON KRECHKIN 207-624-3038 ext. sharon.krechkin@maine.gov

**Requestor Information**

Sharon Krechkin 207-624-3036 ext. sharon.krechkin@MAINE.GOV

**Authorized Departments**17A TRANSPORTATION  
17D MOTOR TRANSPORT**Vendor Information****Vendor Line #: 1****Vendor ID**

VS0000015771

**Vendor Name**

Kueper North America

**Alias/DBA****Vendor Address Information**171 Church Street  
Suite 300  
Charleston, SC 29401  
US**Vendor Contact Information**

Patricia Schuster

843-723-7361 ext.

pschuster@fleetlogicglobal.com

## Commodity Information

**Vendor Line #:** 1

**Vendor Name:** Kueper North America

**Commodity Line #:** 1

**Commodity Code:** 76006

**Commodity Description:** Kueper Snowplow Cutting Edges

**Commodity Specifications:**

**Commodity Extended Description:** As per NASPO ValuePoint #30013

**Quantity**

0.00000

**UOM**

**Unit Price**

\$0.00

**Delivery Days**

**Free on Board**

**Contract Amount**

\$0.00

**Service Start Date**

10/07/15

**Service End Date**

08/26/20

**Catalog Name**

**Discount**

0.0000 %

**Discount Start Date**

**Discount End Date**



**State of Vermont**  
 Buildings and General Services  
 Office of Purchasing & Contracting  
 109 State St  
 Montpelier VT 05609-3001  
 United States

**CONTRACT**



**Supplier 0000345529**  
**Keuper North America LLC**  
**171 Church Street, Ste 300**  
**Charleston SC 29401**  
**United States**

<b>Contract ID</b> 00000000000000000000000030013	<b>Page</b> 2 of 4
<b>Contract Dates</b> 08/26/2015 to 08/26/2020	<b>Origin</b> CPS
<b>Description:</b> SNOWPLOW BLADE CUTTING EDGES	<b>Contract Maximum</b> \$9,999,990.00
<b>Buyer Name</b> Steven D Smith	<b>Buyer Phone</b> 828-4681
<b>Contract Status</b> Approved	

**Phone #:**

Line #	ItemID	ItemDesc	UOM	Unit Price	Max Qty	Max Amt
--------	--------	----------	-----	------------	---------	---------

(6) Attachment B1

CONTRACTOR POC:  
 GARDI WILLIS  
 EMAIL: GWILLIS@KUEPERBLADES.COM  
 Phone: 843-723-7361  
 FAX: 843-723-7362  
 Website: www.kueperblades.com  
 Alternate Email: info@kueperblades.com

QUANTITY: THE ANNUAL VALUE AND QUANTITIES ARE ESTIMATED ONLY BASED ON PRIOR USAGE; ACTUAL PURCHASES MAY BE HIGHER OR LOWER DEPENDING ON THE STATE'S NEEDS. THE CONTRACT MAXIMUM IS NOT REFLECTIVE OF ACTUAL USAGE.

DELIVERY: RESPONSIBILITY FOR PRODUCT DELIVERY REMAINS WITH THE CONTRACTOR UNTIL THE PRODUCT IS PROPERLY DELIVERED AND SIGNED FOR IN ACCORDANCE WITH THE OFFICE OF PURCHASING & CONTRACTING TERMS AND CONDITIONS. SHIPMENTS SHALL BE SECURELY AND PROPERLY PACKED, ACCORDING TO ACCEPTED COMMERCIAL PRACTICES, WITHOUT EXTRA CHARGE FOR PACKING CASES OR OTHER CONTAINERS. SUCH CONTAINERS WILL REMAIN THE PROPERTY OF THE STATE UNLESS OTHERWISE STATED. DELIVERED GOODS THAT DO NOT CONFORM TO THE SPECIFICATIONS OR ARE NOT IN GOOD CONDITION UPON RECEIPT SHALL BE REPLACED PROMPTLY BY THE CONTRACTOR.

PRICING: ALL EQUIPMENT PRICING IS TO INCLUDE F.O.B. DELIVERY TO THE ORDERING FACILITY. NO REQUEST FOR EXTRA DELIVERY COST WILL BE HONORED. ALL EQUIPMENT SHALL BE DELIVERED ASSEMBLED, SERVICED, OILED, AND READY FOR IMMEDIATE USE, UNLESS OTHERWISE REQUESTED BY THE PURCHASING AGENCY.

QUALITY: ALL PRODUCTS PROVIDED UNDER THESE AGREEMENTS WILL BE NEW AND UNUSED, UNLESS OTHERWISE STATED. FACTORY SECONDS OR REMANUFACTURED PRODUCTS WILL NOT BE ACCEPTED UNLESS SPECIFICALLY REQUESTED BY THE PURCHASING AGENCY. ALL PRODUCTS PROVIDED BY THE CONTRACTOR MUST MEET ALL FEDERAL, STATE, AND LOCAL STANDARDS FOR QUALITY AND SAFETY REQUIREMENTS. PRODUCTS NOT MEETING THESE STANDARDS WILL BE DEEMED UNACCEPTABLE AND RETURNED TO THE CONTRACTOR FOR CREDIT AT NO CHARGE TO THE STATE.

METHOD OF ORDERING: PURCHASE ORDERS MUST BE USED TO ORDER ITEMS AVAILABLE UNDER THIS CONTRACT. IF VERBAL ORDERS ARE GIVEN A CONFIRMING PURCHASE ORDER MUST BE ISSUED.

INVOICING: ALL INVOICES ARE TO BE RENDERED BY THE CONTRACTOR ON THE VENDOR'S STANDARD BILLHEAD AND FORWARDED DIRECTLY TO THE INSTITUTION OR AGENCY ORDERING MATERIALS OR SERVICES AND SHALL SPECIFY THE ADDRESS TO WHICH PAYMENTS WILL BE SENT.

CANCELLATION: THE STATE SPECIFICALLY RESERVES THE RIGHT TO CANCEL THE CONTRACT, OR ANY PORTION THEREOF, IF, IN THE OPINION OF ITS COMMISSIONER OF BUILDINGS AND GENERAL SERVICES, THE SERVICES OR MATERIALS SUPPLIED BY THE CONTRACTOR ARE NOT SATISFACTORY OR ARE NOT CONSISTENT WITH THE TERMS OF THE CONTRACT

DEFAULT: IN CASE OF DEFAULT OF THE CONTRACTOR, THE STATE MAY PROCURE THE MATERIALS OR SUPPLIES FROM OTHER SOURCES AND HOLD THE CONTRACTOR RESPONSIBLE FOR ANY EXCESS COST OCCASIONED THEREBY, PROVIDED, THAT IF PUBLIC NECESSITY REQUIRES THE USE OF MATERIALS OR SUPPLIES NOT CONFORMING TO THE SPECIFICATIONS THEY MAY BE ACCEPTED AND PAYMENT THEREFORE SHALL BE MADE AT A PROPER REDUCTION IN PRICE.

CONTRACT TERMS: THIS CONTRACT WILL BE SUBJECT TO REVIEW THROUGHOUT ITS TERM. THE STATE WILL CONSIDER CANCELLATION UPON DISCOVERY THAT A VENDOR IS IN VIOLATION OF ANY PORTION OF THE AGREEMENT, INCLUDING AN INABILITY BY THE VENDOR TO PROVIDE THE PRODUCTS, SUPPORT, AND/OR SERVICE OFFERED IN THEIR RESPONSE. THE VISA PURCHASING CARD MAY BE USED AS A FORM OF PAYMENT UNDER THIS CONTRACT.

VERMONT STATE COLLEGES: THIS CONTRACT IS ALSO AVAILABLE FOR USE BY THE UNIVERSITY OF VERMONT AND THE VERMONT STATE COLLEGES INC., A SEPARATE CORPORATION, HAVING UNDER ITS JURISDICTION CASTLETON STATE COLLEGE, JOHNSON STATE COLLEGE, LYNDON STATE COLLEGE, COMMUNITY COLLEGE OF VERMONT, AND THE VERMONT TECHNICAL COLLEGE.

TOWNS AND SCHOOLS OF THE STATE OF VERMONT: AT THE BIDDER'S ELECTION POLITICAL SUBDIVISIONS AND INDEPENDENT COLLEGES OF THE STATE MAY PARTICIPATE IN STATE CONTRACTS AT THE SAME PRICES, TERMS AND CONDITIONS. ITEMS FURNISHED TO POLITICAL SUBDIVISIONS AND INDEPENDENT COLLEGES WILL BE BILLED DIRECTLY TO AND PAID FOR BY THE POLITICAL SUBDIVISIONS OR INDEPENDENT COLLEGES AND NEITHER THE STATE NOR ITS COMMISSIONER OF BUILDINGS AND GENERAL SERVICES PERSONALLY OR OFFICIALLY ASSUMES ANY RESPONSIBILITY FOR THESE PAYMENTS. AGENCIES & DEPARTMENTS ARE REQUESTED TO ADVISE THE PURCHASING AGENT AT ONCE OF THE FAILURE ON THE PART OF THE CONTRACTOR TO FULFILL ANY OF THE TERMS OR CONDITIONS OF THIS CONTRACT.

**CONTRACT**



**Supplier 0000345529**  
**Keuper North America LLC**  
**171 Church Street, Ste 300**  
**Charleston SC 29401**  
**United States**

<b>Contract ID</b> 00000000000000000000000030013	<b>Page</b> 3 of 4
<b>Contract Dates</b> 08/26/2015 to 08/26/2020	<b>Origin</b> CPS
<b>Description:</b> SNOWPLOW BLADE CUTTING EDGES	<b>Contract Maximum</b> \$9,999,990.00
<b>Buyer Name</b> Steven D Smith	<b>Buyer Phone</b> 828-4681
	<b>Contract Status</b> Approved

**Phone #:**

Line #	ItemID	ItemDesc	UOM	Unit Price	Max Qty	Max Amt
--------	--------	----------	-----	------------	---------	---------

PLEASE REFER TO THE ASSIGNED CONTRACT NUMBER/PURCHASE ORDER # ON ALL CORRESPONDENCE, DELIVERY DOCUMENTS AND INVOICES.

JUNE 29, 2017

AMENDMENT #01 - TO EXTEND CONTRACT FOR A ONE YEAR PERIOD AT THE SAME PRICES, TERMS AND CONDITIONS.

JUNE 14, 2018

AMENDMENT #02 - TO EXTEND CONTRACT FOR A ONE YEAR PERIOD AND TO INCORPORATE THE ATTACHED REVISED PRICE LIST INTO THE CONTRACT. ALL OTHER PRICES, TERMS AND CONDITIONS REMAIN THE SAME.

ATTACHMENT C: ATTACHMENT C: STANDARD STATE CONTRACT PROVISIONS FOR CONTRACTS AND GRANTS DATED DECEMBER 15, 2017 SEE ATTACHED, WHICH SUPERSEDES ALL PRIOR VERSIONS OF ATTACHMENT C.

CONTRACTOR CERTIFIES UNDER THE PAINS AND PENALTIES OF PERJURY THAT, AS OF THE DATE THIS CONTRACT AMENDMENT IS SIGNED, CONTRACTOR IS IN GOOD STANDING WITH RESPECT TO, OR IN FULL COMPLIANCE WITH A PLAN TO PAY ANY AND ALL TAXES DUE THE STATE OF VERMONT.

CERTIFICATION REGARDING SUSPENSION OR DEBARMENT. CONTRACTOR CERTIFIES UNDER THE PAINS AND PENALTIES OF PERJURY THAT, AS OF THIS DATE THIS CONTRACT AMENDMENT IS SIGNED, NEITHER PARTY NO PARTY'S PRINCIPALS (OFFICERS, DIRECTORS, OWNERS, OR PARTNERS) ARE PRESENTLY DEBARRED, SUSPENDED, PROPOSED FOR DEBARMENT, DECLARED INELIGIBLE OR EXCLUDED FROM PARTICIPATION IN FEDERAL PROGRAMS, OR PROGRAMS SUPPORTED IN WHOLE OR IN PART BY FEDERAL FUNDS.

PARTY FURTHER CERTIFIES UNDER PAINS AND PENALTIES OF PERJURY THAT, AS OF THE DATE THIS AGREEMENT IS SIGNED, PARTY IS NOT PRESENTLY DEBARRED, SUSPENDED, NOR NAMED ON THE STATE'S DEBARMENT LIST AT: [HTTP://BGS.VERMONT.GOV/PURCHASING/DEBARMENT](http://BGS.VERMONT.GOV/PURCHASING/DEBARMENT).

CHILD SUPPORT (APPLICABLE TO NATURAL PERSONS ONLY, NOT APPLICABLE TO CORPORATIONS, PARTNERSHIPS OR LLCs): CONTRACTOR IS UNDER NO OBLIGATION TO PAY CHILD SUPPORT OR IS IN GOOD STANDING WITH RESPECT TO OR IN FULL COMPLIANCE WITH A PLAN TO PAY ANY AND ALL CHILD SUPPORT PAYABLE UNDER A SUPPORT ORDER AS OF THE DATE OF THIS AMENDMENT.

AMENDMENT#3 (MAY 2019). THIS CHANGE ORDER EXERCISES THE THIRD OF THE FIVE ONE-YEAR OPTIONS TO RENEW, AND EXTENDS THE CONTRACT FOR ONE ADDITIONAL YEAR TO 08/26/2020, AT THE SAME PRICING, TERMS, AND CONDITIONS.

STATE OF VERMONT ATTACHMENT C: STANDARD STATE CONTRACT PROVISIONS DATED DECEMBER 15, 2017 IS ATTACHED AND INCORPORATED AS PART OF THIS ORDER.

CONTRACTOR CERTIFIES UNDER THE PAINS AND PENALTIES OF PERJURY THAT AS OF THE DATE THIS AMENDMENT IS SIGNED, CONTRACT IS IN GOOD STANDING TO OR IN FULL COMPLIANCE WITH A PLAN TO PAY ANY AND ALL TAXES DUE THE STATE OF VERMONT.

CERTIFICATION REGARDING SUSPENSION OR DISBARMENT. CONTRACTOR CERTIFIES UNDER THE PAINS AND PENALTIES OF PERJURY THAT, AS OF THIS DATE THIS CONTRACT AMENDMENT IS SIGNED, NEITHER PARTY NO PARTY'S PRINCIPALS (OFFICERS, DIRECTORS, OWNERS, OR PARTNERS) ARE PRESENTLY DEBARRED, SUSPENDED, PROPOSED FOR DEBARMENT, DECLARED INELIGIBLE OR EXCLUDED FROM PARTICIPATION IN FEDERAL PROGRAMS, OR PROGRAMS SUPPORTED IN WHOLE OR IN PART BY FEDERAL FUNDS.

CHILD SUPPORT (APPLICABLE TO NATURAL PERSONS ONLY, NOT APPLICABLE TO CORPORATIONS, PARTNERSHIPS OR LLCs):

CONTRACTOR IS UNDER NO OBLIGATION TO PAY CHILD SUPPORT OR IS IN GOOD STANDING WITH RESPECT TO OR IN FULL COMPLIANCE WITH A PLAN TO PAY ANY AND ALL CHILD SUPPORT PAYABLE UNDER A SUPPORT ORDER AS OF THE DATE OF THIS AMENDMENT.

PARTY FURTHER CERTIFIES UNDER PAINS AND PENALTIES OF PERJURY THAT, AS OF THE DATE THIS AGREEMENT IS SIGNED, PARTY IS NOT PRESENTLY DEBARRED, SUSPENDED, NOR NAMED ON THE STATE'S DEBARMENT LIST AT: [HTTP://BGS.VERMONT.GOV/PURCHASING/DEBARMENT](http://BGS.VERMONT.GOV/PURCHASING/DEBARMENT).

IF YOU HAVE ANY QUESTIONS REGARDING THIS DOCUMENT PLEASE CONTACT:



**Kueper North America**

**Note: Kueper North America, LLC offers discounts for orders greater than 1000 lineal feet delivered to a single location.**

**OTHER BLADES OR BLADE SYSTEMS**

	<b>ESTIMATED</b>	<b>FOB DESTINATION</b>	
<b>Kueper Flexible Blade Systems</b>	<b>QUANTITY</b>	<b>UNIT PRICE</b>	<b>TOTAL</b>
1 Kueper TucaSX Wave 3' - Punch 3", 3", 12" ctr. QUOTING: MFR: <u>Kueper North America, LLC</u> # 34A56736XB7 DELIVERY ARO: 10 /DAYS	100	\$720.00	\$72,000.00
2 Kueper TucaSX Wave 4' - Punch 3", 3", 12" ctr. QUOTING: MFR: <u>Kueper North America, LLC</u> # 34A56636XB7 DELIVERY ARO: 10 /DAYS	100	\$960.00	\$96,000.00
3 Kueper Tuca UB 3' - Punch 3", 3", 12" ctr. QUOTING: MFR: <u>Kueper North America, LLC</u> # 3485583TX DELIVERY ARO: 10 /DAYS	100	\$720.00	\$72,000.00
4 Kueper Tuca UB 4' - Punch 3", 3", 12" ctr. QUOTING: MFR: <u>Kueper North America, LLC</u> # 3485593TX DELIVERY ARO: 10 /DAYS	100	\$960.00	\$96,000.00
6 Kueper TucaSX Wave - 44" - Punch 2", 1", 3", 4", 4" ctr. QUOTING: MFR: <u>Kueper North America, LLC</u> # 34A55836XB7 DELIVERY ARO: 10 /DAYS	100	\$880.00	\$88,000.00
7 Kueper TucaSX Wave - 5.5' - SEE Plow; punch 3", 3", 9", 12"x3, 9", 3", 3" QUOTING: MFR: <u>Kueper North America, LLC</u> # 34A57036XB7 DELIVERY ARO: 10 /DAYS	100	\$1,320.00	\$132,000.00
8 Kueper GK5 - 13° - 3' - Punch 3", 3", 12" ctr. QUOTING: MFR: <u>Kueper North America, LLC</u> # 348558507 DELIVERY ARO: 10 /DAYS	100	\$510.00	\$51,000.00
9 Kueper GK5 - 13° - 4' - Punch 3", 3", 12" ctr. QUOTING: MFR: <u>Kueper North America, LLC</u> # 348559507 DELIVERY ARO: 10 /DAYS	100	\$680.00	\$68,000.00
10 Kueper GK5 - 13° - 5' - Punch 3", 3", 12" ctr. QUOTING: MFR: <u>Kueper North America, LLC</u> # 348566507 DELIVERY ARO: 10 /DAYS	100	\$850.00	\$85,000.00
11 Kueper GK5 - 28° - 3' - Punch 3", 3", 12" ctr. QUOTING: MFR: <u>Kueper North America, LLC</u> # 348558500 DELIVERY ARO: 10 /DAYS	100	\$510.00	\$51,000.00
12 Kueper GK5 - 28° - 4' - Punch 3", 3", 12" ctr. QUOTING: MFR: <u>Kueper North America, LLC</u> # 348559500 DELIVERY ARO: 10 /DAYS	100	\$680.00	\$68,000.00
13 Kueper GK5 - 28° - 5' - Punch 3", 3", 12" ctr. QUOTING: MFR: <u>Kueper North America, LLC</u> # 348560500 DELIVERY ARO: 10 /DAYS	100	\$850.00	\$85,000.00
14 Kueper GK5 - 13° - SEE plow - 5.5' punch 3", 3", 9", 12"x3, 9", 3", 3" QUOTING: MFR: <u>Kueper North America, LLC</u> # 34A570507 DELIVERY ARO: 10 /DAYS	100	\$935.00	\$93,500.00
15 Kueper GK5 - 28° - BOSS 8' SPR plow QUOTING: MFR: <u>Kueper North America, LLC</u> # 34A004500 DELIVERY ARO: 10 /DAYS	100	\$1,360.00	\$136,000.00
16 Kueper GK5 - 28° - BOSS 8.5' SPR Plow QUOTING: MFR: <u>Kueper North America, LLC</u> # 34A005500 DELIVERY ARO: 10 /DAYS	100	\$1,445.00	\$144,500.00

17	Kueper GK5 - 28° - BOSS 9' SPR Plow -STB QUOTING: MFR: <u>Kueper North America, LLC</u> # <u>34A000500</u> DELIVERY ARO: 10 /DAYS	100	\$1,530.00	\$153,000.00
18	Kueper GK5 - 28° - BOSS 8.2 Vplow - 3.875' LH QUOTING: MFR: <u>Kueper North America, LLC</u> # <u>34A503500M</u> DELIVERY ARO: 10 /DAYS	100	\$659.00	\$65,900.00
19	Kueper GK5 - 28° - BOSS 8.2 Vplow - 3.875' RH QUOTING: MFR: <u>Kueper North America, LLC</u> # <u>34A603500M</u> DELIVERY ARO: 10 /DAYS	100	\$659.00	\$65,900.00
20	Kueper GK5 - 28° - BOSS 9.2 V-Plow - 4.375' LH QUOTING: MFR: <u>Kueper North America, LLC</u> # <u>34A504500M</u> DELIVERY ARO: 10 /DAYS	100	\$744.00	\$74,400.00
21	Kueper GK5 - 28° - BOSS 9.2 V-Plow - 4.375' RH QUOTING: MFR: <u>Kueper North America, LLC</u> # <u>34A604500M</u> DELIVERY ARO: 10 /DAYS	100	\$744.00	\$74,400.00
22	Kueper Center piece for BOSS V Plow - Poly - fits both left and right hand blades QUOTING: MFR: <u>Kueper North America, LLC</u> # <u>232900161</u> DELIVERY ARO: 10 /DAYS	100	\$75.00	\$7,500.00
23	Kueper CECO SF50 2.61' for Schmidt MF 3.4 QUOTING: MFR: <u>Kueper North America, LLC</u> # <u>3715565H2B7</u> DELIVERY ARO: 10 /DAYS	100	\$444.00	\$44,400.00
24	Kueper CECO SF50 2.95' for Schmidt MF 5.4 QUOTING: MFR: <u>Kueper North America, LLC</u> # <u>3715545H2B7</u> DELIVERY ARO: 10 /DAYS	100	\$502.00	\$50,200.00
25	Kueper CECO SF50 3' - Punch 3", 3", 12" ctr. QUOTING: MFR: <u>Kueper North America, LLC</u> # <u>34A5675H2B7</u> DELIVERY ARO: 10 /DAYS	100	\$510.00	\$51,000.00
26	Kueper CECO SF50 4' - Punch 3", 3", 12" ctr. QUOTING: MFR: <u>Kueper North America, LLC</u> # <u>34A5665H2B7</u> DELIVERY ARO: 10 /DAYS	100	\$680.00	\$68,000.00
27	Kueper CECO UB 3' - Punch 3", 3", 12" ctr. QUOTING: MFR: <u>Kueper North America, LLC</u> # <u>348558369</u> DELIVERY ARO: 10 /DAYS	100	\$510.00	\$51,000.00
28	Kueper CECO UB 4' - Punch 3", 3", 12" ctr. QUOTING: MFR: <u>Kueper North America, LLC</u> # <u>348559369</u> DELIVERY ARO: 10 /DAYS	100	\$680.00	\$68,000.00
29	Kueper Blade Saver XC Plus Left QUOTING: MFR: <u>Kueper North America, LLC</u> # <u>8Z8000010</u> DELIVERY ARO: 10 /DAYS	100	\$250.00	\$25,000.00
30	Kueper Blade Saver XC Plus Right QUOTING: MFR: <u>Kueper North America, LLC</u> # <u>8Z8000011</u> DELIVERY ARO: 10 /DAYS	100	\$250.00	\$25,000.00
31	Kueper Blade Saver XC Plate - Box set includes 1 blade saver plate QUOTING: MFR: <u>Kueper North America, LLC</u> # <u>8Z8000008</u> DELIVERY ARO: 10 /DAYS	100	\$235.00	\$23,500.00
32	Kueper Blade Saver XC Plates - Box set includes 2 blade savers plate QUOTING: MFR: <u>Kueper North America, LLC</u> # <u>8Z8000009</u> DELIVERY ARO: 10 /DAYS	100	\$470.00	\$47,000.00
33	Curb Guard GK5 Steel Wrap Around Left - (Manufacturer part # IBP-WAL-12-GK5-3)	100	\$160.00	\$16,000.00

QUOTING: MFR: Kueper North America, LLC # GK5SWAL  
 DELIVERY ARO: 10 /DAYS

34 Curb Guard GK5 Steel Wrap Around Right - (Manufacturer part # IBP-WAR-12-GK5-3) 100 \$160.00 \$16,000.00  
 QUOTING: MFR: Kueper North America, LLC # GK5SWAR  
 DELIVERY ARO: 10 /DAYS

**OTHER**

Kueper Manufactures many custom punch patterns. Below is our per foot price.  
 Kueper will provide part numbers for custom punch blades not listed above.

35 TUCA Per Foot Price Destination  
\$ 240.00 per foot  
 QUOTING: MFR: Kueper North America, LLC # TBD  
 DELIVERY ARO: 10 /DAYS

36 GK5 \$170.00 per foot  
 QUOTING: MFR: Kueper North America, LLC # TBD  
 DELIVERY ARO: 10 /DAYS

37 CECO SF50 \$ 170.00 per foot  
 QUOTING: MFR: Kueper North America, LLC # TBD  
 DELIVERY ARO: 10 /DAYS

MATERIAL #	MANUFACTURER KENNAMETAL	FOB DESTINATION UNIT PRICE
<b>Kueper Premium Standard Single Edge</b>		
KMT1011807	PB136 - 3ft, 5/8" trap, 2" gage, 3/4 x 6	\$ 179.28
KMT1011813	PB148 - 4ft, 5/8" trap, 2" gage, 3/4 x 6	\$ 239.04
<b>Kueper Premium Standard Single Edge Top Bevel Grader</b>		
KMT1011883	PB736H - 3ft, 5/8" trap, 1.5" gage, 7/8 x 5, top bevel	\$ 191.52
KMT1011885	PB748H - 4ft, 5/8" trap, 1.5" gage, 7/8 x 5, top bevel	\$ 253.08
KMT1011887	PB760H - 5ft, 5/8" trap, 1.5" gage, 7/8 x 5, top bevel	\$ 348.84
<b>Kueper Premium ICE Blades</b>		
KMT1553693	PB536 - 3ft, ICE insert, 1.5" gage, 7/8 x 5	\$ 298.96
KMT1553694	PB548 - 4ft, ICE insert, 1.5" gage, 7/8 x 5	\$ 398.05
KMT2035932	PB636 - 3ft, ICE insert, 1.5" gage, 7/8 x 5, top bevel	\$ 297.54
KMT2035931	PB648 - 4ft, ICE insert, 1.5" gage, 7/8 x 5, top bevel	\$ 396.15
KMT3384812	PB660 - 5ft, ICE insert, 1.5" gage, 7/8 x 5, top bevel	\$ 503.42
<b>Kueper Premium Dual Carbide</b>		
KMT1011872	DCIGDR36A - 3ft, dual carbide, 1.62" gage, 7/8 x 5, top bevel	\$ 756.24
KMT1011875	DCIGDR48A - 4ft, dual carbide, 1.62" gage, 7/8 x 5, top bevel	\$ 1,008.32
KMT2492564	DCIGDR36A0084 - 3ft, steel cover	\$ 79.29
KMT2478681	DCIGDR48A0085 - 4ft, steel cover	\$ 105.72
<b>Kueper Premium 3/4" Trap</b>		
KMT1011968	PB336 - 3ft, 3/4" trap, 1.5" gage, 3/4 x 6	\$ 266.75
KMT1011970	PB348 - 4ft, 3/4" trap, 1.5" gage, 3/4 x 6	\$ 355.67
KMT1011972	PB360 - 5ft, 3/4" trap, 1.5" gage, 3/4 x 6	\$ 444.59
KMT1011974	PB372 - 6ft, 3/4" trap, 1.5" gage, 3/4 x 6	\$ 533.51
KMT1011926	PB348H - 4ft, 3/4" trap, 1.5" gage, 3/4 x 5	\$ 364.97
<b>Kueper Premium 1045</b>		
KMT6603946	3', 3/4" X 5 X 36 Bullnose	\$ 196.20
KMT6603947	4', 3/4" X 5 X 48 Bullnose	\$ 262.37
<b>Kueper Premium XT Armored</b>		
XT36	3ft, 5/8" trap, 2" gage, 3/4 x 6 + 5/8" Tassco	\$ 345.00
XT48	4ft, 5/8" trap, 2" gage, 3/4 x 6 + 5/8" Tassco	\$ 460.00
<b>Kueper Premium 3/4" Rectangle</b>		
KMT2490256	PB875362450074 - 3ft, 3/4 rectangle, 1.5 gage, 7/8 x 5	\$ 316.01
KMT2490257	PB875482450075 - 4ft, 3/4 rectangle, 1.5 gage, 7/8 x 6	\$ 421.34
KMT2490259	PB875602450076 - 5ft, 3/4 rectangle, 1.5 gage, 7/8 x 7	\$ 526.68

MATERIAL #	MANUFACTURER OLOFSFORS	FOB DESTINATION UNIT PRICE
OLF122-454410	Sharq P300 240x10x915mm (3')	\$ 80.57

OLF122-454420	Sharq P300 240x10x1220mm (4')	\$	100.44
OLF122-454430	Sharq P300 240x10x1525mm (5')	\$	119.66
OLF122-454440	Sharq P300 240x10x915mm (3')	\$	139.32
OLF122-454450	Sharq P300 240x10x1220mm (4')	\$	158.87
OLF122-454460	Sharq P300 240x10x1525mm (5')	\$	178.42
OLF122-454692	Sharq Flat 200x12x 915mm 1/2" (3')	\$	68.15
OLF122-454702	Sharq Flat 200x12x1220mm 1/2" (4')	\$	89.32
OLF122-454712	Sharq Flat 200x12x1525mm 1/2" (5')	\$	106.92
OLF122-496434	Sharq P300 HD 200x16x 915mm (3')	\$	115.67
OLF122-496444	Sharq P300 HD 200x16x1220mm (4')	\$	146.77
OLF122-496454	Sharq P300 HD 200x16x1525mm (5')	\$	183.60
OLF122-361971	Sharq RAM 200x16x 915mm 5/8" (3')	\$	79.32
OLF122-361951	Sharq RAM 200x16x1220mm 5/8" (4')	\$	107.79
OLF122-361961	Sharq RAM 200x16x1525mm 5/8" (5')	\$	131.90
OLF122-362101	Sharq RAM 200x20x915mm 3/4" (3')	\$	112.30
OLF122-361931	Sharq RAM 200x20x1220mm 3/4" (4')	\$	137.25
OLF122-361941	Sharq RAM 200x20x1525mm 3/4" (5')	\$	167.28
OLF920-461810	Carbide blades 130x20/12x610mm (2')	\$	237.49
OLF920-461820	Carbide blades 130x20/12x915mm (3')	\$	359.21
OLF920-461830	Carbide blades 130x20/12x1220mm (4')	\$	478.93
OLF920-461850	Carbide Serrated 130x20/12x610mm (2' Serrated)	\$	237.49
OLF920-461860	Carbide Serrated 130x20/12x915mm (3' Serrated)	\$	344.41
OLF920-461870	Carbide Serrated 130x20/12x1220mm (4' Serrated)	\$	461.48
OLF122-164092	HMS 3000 L=912mm 37° Ø22,23 mm (3')	\$	449.39
OLF122-164095	HMS 3000 L=1217mm 37° Ø22,23 mm (4')	\$	598.21
OLF122-158004	HMS 3000 L=608mm 37° Ø19,5 mm (2')	\$	338.26
OLF122-158002	HMS 3000 L=912mm 37° Ø19,5 mm (3')	\$	448.96
OLF122-158005	HMS 3000 L=1217mm 37° Ø19,5 mm (4')	\$	597.78
OLF122-156070	HMS 3000 L=608mm 25° Ø19,5 mm (2')	\$	293.76
OLF122-156071	HMS 3000 L=915mm 25° Ø19,5 mm (3')	\$	425.09
OLF122-156072	HMS 3000 L=1217mm 25° Ø19,5 mm (4')	\$	538.81
OLF122-156085	HMS 3000 L=1217mm 25° Ø25 mm (4')	\$	594.00
OLF920-450396	Carbide Stud, sharp w/ collar and washer Ø19,5 mm	\$	6.80
OLF920-450395	Carbide Stud, blunt with collar and washer Ø19,5 mm	\$	7.34
OLF122-454410	Sharq Viking 240x11/5x915mm (3')	\$	72.75
OLF122-483320	Sharq Viking 240x11/5x1220mm (4')	\$	96.66
OLF122-483330	Sharq Viking 240x11/5x1525mm (5')	\$	119.66
OLF122-456413	Viking Serrated 193x12x 915 gap 16mm (3ft Curved)	\$	70.55
OLF122-456423	Viking Serrated 193x12x1220 gap 16mm (4ft Curved)	\$	80.47
OLF122-456433	Viking Serrated 193x12x1525 gap 16mm (5ft Curved)	\$	100.92
OLF122-456411	Viking Serrated 193x12x 915 gap 30mm (3ft Curved)	\$	71.54
OLF122-456421	Viking Serrated 193x12x1220 gap 30mm (4ft Curved)	\$	81.77
OLF122-456431	Viking Serrated 193x12x1525 gap 30mm (5ft Curved)	\$	102.70
OLF122-484100	Curb Protector 210x16x580mm Ø60mm (2-3/8")	\$	252.20
OLF122-369570	Mounting Boards 150x20x1512mm 5/8" (5')	\$	192.16
OLF122-369560	Mounting Boards 150x20x1512mm 3/4" (5')	\$	192.16
OLF122-369550	Mounting Boards 150x20x1817mm 5/8" (6')	\$	233.38
OLF122-369540	Mounting Boards 150x20x1817mm 3/4" (6')	\$	233.38
OLF122-369530	Mounting Boards 150x20x2122mm 5/8" (7')	\$	273.03
OLF122-369520	Mounting Boards 150x20x2122mm 3/4" (7')	\$	273.03
OLF122-369510	Mounting Boards 150x20x2427mm 5/8" (8')	\$	312.69
OLF122-369500	Mounting Boards 150x20x2427mm 3/4" (8')	\$	312.69
OLF151-457510	Wedge bolt 16x53mm	\$	3.78
OLF151-457500	Wedge bolt 16x47mm	\$	3.70
OLF151-457512	Wedge bolt 16x65mm	\$	6.80
OLF151-455980	Wedge 20,5x125mm Long	\$	2.16
OLF151-455950	Wedge 18,5x100mm	\$	2.27
OLF151-455960	Wedge 20,5x100mm	\$	2.38
OLF151-484320	Mounting tool w/ shatter protection	\$	58.32
OLF959-590250	Washer nr 70 straight	\$	2.27
OLF959-590560	Washer 80,65	\$	3.28
OLF122-261108	Race 150 152x22x610mm (2')	\$	307.83
OLF122-261100	Race 150 152x22x915mm (3')	\$	444.20
OLF122-261107	Race 150 152x22x1220mm (4')	\$	579.60
OLF122-261114	Race 150 Clamp bar 60x10x 610mm (2')	\$	16.82
OLF122-261116	Race 150 Clamp bar 60x10x 915mm (3')	\$	23.91

OLF122-261117	Race 150 Clamp bar 60x10x 1220mm (4)		\$	29.84
OLF122-455000	Bruxite Wear Block, P300 200x10x 125		\$	12.36
OLF122-455010	Bruxite Wear Block, P300 240x10x 150		\$	14.32

MATERIAL #		MANUFACTURER NORTHERN SUPPLY	FOB DESTINATION	UNIT PRICE
NS-SNP-543-R	Everest	nose piece -right - 8" for Everest High Discharge Plow	\$	87.75
NS-SNP-543-L	Everest	nose piece -left - 8" for Everest High Discharge Plow	\$	87.75

**ATTACHMENT C: STANDARD STATE PROVISIONS  
FOR CONTRACTS AND GRANTS  
REVISED DECEMBER 15, 2017**

**1. Definitions:** For purposes of this Attachment, “Party” shall mean the Contractor, Grantee or Subrecipient, with whom the State of Vermont is executing this Agreement and consistent with the form of the Agreement. “Agreement” shall mean the specific contract or grant to which this form is attached.

**2. Entire Agreement:** This Agreement, whether in the form of a contract, State-funded grant, or Federally-funded grant, represents the entire agreement between the parties on the subject matter. All prior agreements, representations, statements, negotiations, and understandings shall have no effect.

**3. Governing Law, Jurisdiction and Venue; No Waiver of Jury Trial:** This Agreement will be governed by the laws of the State of Vermont. Any action or proceeding brought by either the State or the Party in connection with this Agreement shall be brought and enforced in the Superior Court of the State of Vermont, Civil Division, Washington Unit. The Party irrevocably submits to the jurisdiction of this court for any action or proceeding regarding this Agreement. The Party agrees that it must first exhaust any applicable administrative remedies with respect to any cause of action that it may have against the State with regard to its performance under this Agreement. Party agrees that the State shall not be required to submit to binding arbitration or waive its right to a jury trial.

**4. Sovereign Immunity:** The State reserves all immunities, defenses, rights or actions arising out of the State’s sovereign status or under the Eleventh Amendment to the United States Constitution. No waiver of the State’s immunities, defenses, rights or actions shall be implied or otherwise deemed to exist by reason of the State’s entry into this Agreement.

**5. No Employee Benefits For Party:** The Party understands that the State will not provide any individual retirement benefits, group life insurance, group health and dental insurance, vacation or sick leave, workers compensation or other benefits or services available to State employees, nor will the State withhold any state or Federal taxes except as required under applicable tax laws, which shall be determined in advance of execution of the Agreement. The Party understands that all tax returns required by the Internal Revenue Code and the State of Vermont, including but not limited to income, withholding, sales and use, and rooms and meals, must be filed by the Party, and information as to Agreement income will be provided by the State of Vermont to the Internal Revenue Service and the Vermont Department of Taxes.

**6. Independence:** The Party will act in an independent capacity and not as officers or employees of the State.

**7. Defense and Indemnity:** The Party shall defend the State and its officers and employees against all third party claims or suits arising in whole or in part from any act or omission of the Party or of any agent of the Party in connection with the performance of this Agreement. The State shall notify the Party in the event of any such claim or suit, and the Party shall immediately retain counsel and otherwise provide a complete defense against the entire claim or suit. The State retains the right to participate at its own expense in the defense of any claim. The State shall have the right to approve all proposed settlements of such claims or suits.

After a final judgment or settlement, the Party may request recoupment of specific defense costs and may file suit in Washington Superior Court requesting recoupment. The Party shall be entitled to recoup costs only upon a showing that such costs were entirely unrelated to the defense of any claim arising from an act or omission of the Party in connection with the performance of this Agreement.

The Party shall indemnify the State and its officers and employees if the State, its officers or employees become legally obligated to pay any damages or losses arising from any act or omission of the Party or an agent of the Party in connection with the performance of this Agreement.

Notwithstanding any contrary language anywhere, in no event shall the terms of this Agreement or any document furnished by the Party in connection with its performance under this Agreement obligate the State to (1) defend or indemnify the Party or any third party, or (2) otherwise be liable for the expenses or reimbursement, including attorneys’ fees, collection costs or other costs of the Party or any third party.

**8. Insurance:** Before commencing work on this Agreement the Party must provide certificates of insurance to show that the following minimum coverages are in effect. It is the responsibility of the Party to maintain current certificates of insurance on file with the State through the term of this Agreement. No warranty is made that the coverages and limits listed

herein are adequate to cover and protect the interests of the Party for the Party's operations. These are solely minimums that have been established to protect the interests of the State.

*Workers Compensation:* With respect to all operations performed, the Party shall carry workers' compensation insurance in accordance with the laws of the State of Vermont. Vermont will accept an out-of-state employer's workers' compensation coverage while operating in Vermont provided that the insurance carrier is licensed to write insurance in Vermont and an amendatory endorsement is added to the policy adding Vermont for coverage purposes. Otherwise, the party shall secure a Vermont workers' compensation policy, if necessary to comply with Vermont law.

*General Liability and Property Damage:* With respect to all operations performed under this Agreement, the Party shall carry general liability insurance having all major divisions of coverage including, but not limited to:

Premises - Operations

Products and Completed Operations

Personal Injury Liability

Contractual Liability

The policy shall be on an occurrence form and limits shall not be less than:

\$1,000,000 Each Occurrence

\$2,000,000 General Aggregate

\$1,000,000 Products/Completed Operations Aggregate

\$1,000,000 Personal & Advertising Injury

*Automotive Liability:* The Party shall carry automotive liability insurance covering all motor vehicles, including hired and non-owned coverage, used in connection with the Agreement. Limits of coverage shall not be less than \$500,000 combined single limit. If performance of this Agreement involves construction, or the transport of persons or hazardous materials, limits of coverage shall not be less than \$1,000,000 combined single limit.

*Additional Insured.* The General Liability and Property Damage coverages required for performance of this Agreement shall include the State of Vermont and its agencies, departments, officers and employees as Additional Insureds. If performance of this Agreement involves construction, or the transport of persons or hazardous materials, then the required Automotive Liability coverage shall include the State of Vermont and its agencies, departments, officers and employees as Additional Insureds. Coverage shall be primary and non-contributory with any other insurance and self-insurance.

*Notice of Cancellation or Change.* There shall be no cancellation, change, potential exhaustion of aggregate limits or non-renewal of insurance coverage(s) without thirty (30) days written prior written notice to the State.

**9. Reliance by the State on Representations:** All payments by the State under this Agreement will be made in reliance upon the accuracy of all representations made by the Party in accordance with this Agreement, including but not limited to bills, invoices, progress reports and other proofs of work.

**10. False Claims Act:** The Party acknowledges that it is subject to the Vermont False Claims Act as set forth in 32 V.S.A. § 630 *et seq.* If the Party violates the Vermont False Claims Act it shall be liable to the State for civil penalties, treble damages and the costs of the investigation and prosecution of such violation, including attorney's fees, except as the same may be reduced by a court of competent jurisdiction. The Party's liability to the State under the False Claims Act shall not be limited notwithstanding any agreement of the State to otherwise limit Party's liability.

**11. Whistleblower Protections:** The Party shall not discriminate or retaliate against one of its employees or agents for disclosing information concerning a violation of law, fraud, waste, abuse of authority or acts threatening health or safety, including but not limited to allegations concerning the False Claims Act. Further, the Party shall not require such employees or agents to forego monetary awards as a result of such disclosures, nor should they be required to report misconduct to the Party or its agents prior to reporting to any governmental entity and/or the public.

**12. Location of State Data:** No State data received, obtained, or generated by the Party in connection with performance under this Agreement shall be processed, transmitted, stored, or transferred by any means outside the continental United States, except with the express written permission of the State.

**13. Records Available for Audit:** The Party shall maintain all records pertaining to performance under this agreement. "Records" means any written or recorded information, regardless of physical form or characteristics, which is produced or

acquired by the Party in the performance of this agreement. Records produced or acquired in a machine readable electronic format shall be maintained in that format. The records described shall be made available at reasonable times during the period of the Agreement and for three years thereafter or for any period required by law for inspection by any authorized representatives of the State or Federal Government. If any litigation, claim, or audit is started before the expiration of the three-year period, the records shall be retained until all litigation, claims or audit findings involving the records have been resolved.

**14. Fair Employment Practices and Americans with Disabilities Act:** Party agrees to comply with the requirement of 21 V.S.A. Chapter 5, Subchapter 6, relating to fair employment practices, to the full extent applicable. Party shall also ensure, to the full extent required by the Americans with Disabilities Act of 1990, as amended, that qualified individuals with disabilities receive equitable access to the services, programs, and activities provided by the Party under this Agreement.

**15. Set Off:** The State may set off any sums which the Party owes the State against any sums due the Party under this Agreement; provided, however, that any set off of amounts due the State of Vermont as taxes shall be in accordance with the procedures more specifically provided hereinafter.

**16. Taxes Due to the State:**

- A. Party understands and acknowledges responsibility, if applicable, for compliance with State tax laws, including income tax withholding for employees performing services within the State, payment of use tax on property used within the State, corporate and/or personal income tax on income earned within the State.
- B. Party certifies under the pains and penalties of perjury that, as of the date this Agreement is signed, the Party is in good standing with respect to, or in full compliance with, a plan to pay any and all taxes due the State of Vermont.
- C. Party understands that final payment under this Agreement may be withheld if the Commissioner of Taxes determines that the Party is not in good standing with respect to or in full compliance with a plan to pay any and all taxes due to the State of Vermont.
- D. Party also understands the State may set off taxes (and related penalties, interest and fees) due to the State of Vermont, but only if the Party has failed to make an appeal within the time allowed by law, or an appeal has been taken and finally determined and the Party has no further legal recourse to contest the amounts due.

**17. Taxation of Purchases:** All State purchases must be invoiced tax free. An exemption certificate will be furnished upon request with respect to otherwise taxable items.

**18. Child Support:** (Only applicable if the Party is a natural person, not a corporation or partnership.) Party states that, as of the date this Agreement is signed, he/she:

- A. is not under any obligation to pay child support; or
- B. is under such an obligation and is in good standing with respect to that obligation; or
- C. has agreed to a payment plan with the Vermont Office of Child Support Services and is in full compliance with that plan.

Party makes this statement with regard to support owed to any and all children residing in Vermont. In addition, if the Party is a resident of Vermont, Party makes this statement with regard to support owed to any and all children residing in any other state or territory of the United States.

**19. Sub-Agreements:** Party shall not assign, subcontract or subgrant the performance of this Agreement or any portion thereof to any other Party without the prior written approval of the State. Party shall be responsible and liable to the State for all acts or omissions of subcontractors and any other person performing work under this Agreement pursuant to an agreement with Party or any subcontractor.

In the case this Agreement is a contract with a total cost in excess of \$250,000, the Party shall provide to the State a list of all proposed subcontractors and subcontractors' subcontractors, together with the identity of those subcontractors' workers compensation insurance providers, and additional required or requested information, as applicable, in accordance with Section 32 of The Vermont Recovery and Reinvestment Act of 2009 (Act No. 54).

Party shall include the following provisions of this Attachment C in all subcontracts for work performed solely for the State of Vermont and subcontracts for work performed in the State of Vermont: Section 10 ("False Claims Act"); Section 11 ("Whistleblower Protections"); Section 12 ("Location of State Data"); Section 14 ("Fair Employment Practices and

Americans with Disabilities Act”); Section 16 (“Taxes Due the State”); Section 18 (“Child Support”); Section 20 (“No Gifts or Gratuities”); Section 22 (“Certification Regarding Debarment”); Section 30 (“State Facilities”); and Section 32.A (“Certification Regarding Use of State Funds”).

**20. No Gifts or Gratuities:** Party shall not give title or possession of anything of substantial value (including property, currency, travel and/or education programs) to any officer or employee of the State during the term of this Agreement.

**21. Copies:** Party shall use reasonable best efforts to ensure that all written reports prepared under this Agreement are printed using both sides of the paper.

**22. Certification Regarding Debarment:** Party certifies under pains and penalties of perjury that, as of the date that this Agreement is signed, neither Party nor Party’s principals (officers, directors, owners, or partners) are presently debarred, suspended, proposed for debarment, declared ineligible or excluded from participation in Federal programs, or programs supported in whole or in part by Federal funds.

Party further certifies under pains and penalties of perjury that, as of the date that this Agreement is signed, Party is not presently debarred, suspended, nor named on the State’s debarment list at: <http://bgs.vermont.gov/purchasing/debarment>

**23. Conflict of Interest:** Party shall fully disclose, in writing, any conflicts of interest or potential conflicts of interest.

**24. Confidentiality:** Party acknowledges and agrees that this Agreement and any and all information obtained by the State from the Party in connection with this Agreement are subject to the State of Vermont Access to Public Records Act, 1 V.S.A. § 315 et seq.

**25. Force Majeure:** Neither the State nor the Party shall be liable to the other for any failure or delay of performance of any obligations under this Agreement to the extent such failure or delay shall have been wholly or principally caused by acts or events beyond its reasonable control rendering performance illegal or impossible (excluding strikes or lock-outs) (“Force Majeure”). Where Force Majeure is asserted, the nonperforming party must prove that it made all reasonable efforts to remove, eliminate or minimize such cause of delay or damages, diligently pursued performance of its obligations under this Agreement, substantially fulfilled all non-excused obligations, and timely notified the other party of the likelihood or actual occurrence of an event described in this paragraph.

**26. Marketing:** Party shall not refer to the State in any publicity materials, information pamphlets, press releases, research reports, advertising, sales promotions, trade shows, or marketing materials or similar communications to third parties except with the prior written consent of the State.

**27. Termination:**

**A. Non-Appropriation:** If this Agreement extends into more than one fiscal year of the State (July 1 to June 30), and if appropriations are insufficient to support this Agreement, the State may cancel at the end of the fiscal year, or otherwise upon the expiration of existing appropriation authority. In the case that this Agreement is a Grant that is funded in whole or in part by Federal funds, and in the event Federal funds become unavailable or reduced, the State may suspend or cancel this Grant immediately, and the State shall have no obligation to pay Subrecipient from State revenues.

**B. Termination for Cause:** Either party may terminate this Agreement if a party materially breaches its obligations under this Agreement, and such breach is not cured within thirty (30) days after delivery of the non-breaching party’s notice or such longer time as the non-breaching party may specify in the notice.

**C. Termination Assistance:** Upon nearing the end of the final term or termination of this Agreement, without respect to cause, the Party shall take all reasonable and prudent measures to facilitate any transition required by the State. All State property, tangible and intangible, shall be returned to the State upon demand at no additional cost to the State in a format acceptable to the State.

**28. Continuity of Performance:** In the event of a dispute between the Party and the State, each party will continue to perform its obligations under this Agreement during the resolution of the dispute until this Agreement is terminated in accordance with its terms.

**29. No Implied Waiver of Remedies:** Either party's delay or failure to exercise any right, power or remedy under this Agreement shall not impair any such right, power or remedy, or be construed as a waiver of any such right, power or remedy. All waivers must be in writing.

**30. State Facilities:** If the State makes space available to the Party in any State facility during the term of this Agreement for purposes of the Party's performance under this Agreement, the Party shall only use the space in accordance with all policies and procedures governing access to and use of State facilities which shall be made available upon request. State facilities will be made available to Party on an "AS IS, WHERE IS" basis, with no warranties whatsoever.

**31. Requirements Pertaining Only to Federal Grants and Subrecipient Agreements:** If this Agreement is a grant that is funded in whole or in part by Federal funds:

- A. **Requirement to Have a Single Audit:** The Subrecipient will complete the Subrecipient Annual Report annually within 45 days after its fiscal year end, informing the State of Vermont whether or not a Single Audit is required for the prior fiscal year. If a Single Audit is required, the Subrecipient will submit a copy of the audit report to the granting Party within 9 months. If a single audit is not required, only the Subrecipient Annual Report is required. For fiscal years ending before December 25, 2015, a Single Audit is required if the subrecipient expends \$500,000 or more in Federal assistance during its fiscal year and must be conducted in accordance with OMB Circular A-133. For fiscal years ending on or after December 25, 2015, a Single Audit is required if the subrecipient expends \$750,000 or more in Federal assistance during its fiscal year and must be conducted in accordance with 2 CFR Chapter I, Chapter II, Part 200, Subpart F. The Subrecipient Annual Report is required to be submitted within 45 days, whether or not a Single Audit is required.
- B. **Internal Controls:** In accordance with 2 CFR Part II, §200.303, the Party must establish and maintain effective internal control over the Federal award to provide reasonable assurance that the Party is managing the Federal award in compliance with Federal statutes, regulations, and the terms and conditions of the award. These internal controls should be in compliance with guidance in "Standards for Internal Control in the Federal Government" issued by the Comptroller General of the United States and the "Internal Control Integrated Framework", issued by the Committee of Sponsoring Organizations of the Treadway Commission (COSO).
- C. **Mandatory Disclosures:** In accordance with 2 CFR Part II, §200.113, Party must disclose, in a timely manner, in writing to the State, all violations of Federal criminal law involving fraud, bribery, or gratuity violations potentially affecting the Federal award. Failure to make required disclosures may result in the imposition of sanctions which may include disallowance of costs incurred, withholding of payments, termination of the Agreement, suspension/debarment, etc.

**32. Requirements Pertaining Only to State-Funded Grants:**

- A. **Certification Regarding Use of State Funds:** If Party is an employer and this Agreement is a State-funded grant in excess of \$1,001, Party certifies that none of these State funds will be used to interfere with or restrain the exercise of Party's employee's rights with respect to unionization.
- B. **Good Standing Certification (Act 154 of 2016):** If this Agreement is a State-funded grant, Party hereby represents: (i) that it has signed and provided to the State the form prescribed by the Secretary of Administration for purposes of certifying that it is in good standing (as provided in Section 13(a)(2) of Act 154) with the Agency of Natural Resources and the Agency of Agriculture, Food and Markets, or otherwise explaining the circumstances surrounding the inability to so certify, and (ii) that it will comply with the requirements stated therein.

(End of Standard Provisions)

## ATTACHMENT A: MASTER AGREEMENT TERMS AND CONDITIONS

### Scope of Work

Contractor to provide various types of snowplow cutting edges, in accordance with the attached detailed specifications, drawings and diagrams and prices lists to various state agencies and political subdivisions within Vermont and any NASPO VALUEPOINT (FORMERLY WSCA-NASPO) participating entity.

There are 12 individual blade category types as referenced in Attachment D

### Overview:

The State of Vermont, Office of Purchasing & Contracting, was the lead state in a Request for Proposal on behalf of the State of Vermont and NASPO VALUEPOINT (FORMERLY WSCA-NASPO) Cooperative Procurement Program resulting in a Master Agreement Award. After evaluation by a multi-state sourcing team the solicitation resulted in Master Agreement with qualified manufacturers for various types of snowplow cutting edges.

### Master Agreement Order of Precedence

a. For any Order placed under this Master Agreement, any conflict among these documents shall be resolved by giving priority to these documents in the order below:

- (1) A Participating Entity's Participating Addendum ("PA");
- (2) Except for Orders by the Lead State, this Attachment A;
- (3) Section 8, Order of Precedence, of the State of Vermont Contract;

b. These documents shall be read to be consistent and complementary. Any conflict among these documents shall be resolved by giving priority to these documents in the order listed above. Contractor terms and conditions that apply to this Master Agreement are only those that are expressly accepted by the Lead State and must be in writing and attached to this Master Agreement as an Exhibit or Attachment.

### Term of the Master Agreement

The initial term of this Master Agreement is for Two years. This Master Agreement may be extended beyond the original contract period for Five additional years at the Lead State's

discretion and by mutual agreement and upon review of requirements of Participating Entities, current market conditions, and Contractor performance.

### **1. Amendments**

The terms of this Master Agreement shall not be waived, altered, modified, supplemented or amended in any manner whatsoever without prior written approval of the Lead State Contract Administrator.

### **2. Assignment/Subcontracts**

a. Contractor shall not assign, sell, transfer, subcontract or sublet rights, or delegate responsibilities under this Master Agreement, in whole or in part, without the prior written approval of the Lead State Contract Administrator.

b. The Lead State Contract Administrator reserves the right to assign any rights or duties, including written assignment of contract administration duties to the NASPO VALUEPOINT organization, FORMERLY WSCA-NASPO (hereafter "NASPO ValuePoint").

### **3. Cancellation**

Unless otherwise stated, this Master Agreement may be canceled by either party upon 60 days written notice prior to the effective date of the cancellation. Further, any Participating State or other Participating Entity may cancel its participation upon 30 days written notice, unless otherwise limited or stated in the Participating Addendum. Cancellation may be in whole or in part. Any cancellation under this provision shall not affect the rights and obligations attending orders outstanding at the time of cancellation, including any right of and Purchasing Entity to indemnification by the Contractor, rights of payment for Products delivered and accepted, and rights attending any warranty or default in performance in association with any Order. Cancellation of the Master Agreement due to Contractor default may be immediate.

### **4. Confidentiality, Non-Disclosure, and Injunctive Relief**

a. Confidentiality. Contractor acknowledges that it and its employees or agents may, in the course of providing a Product under this Master Agreement, be exposed to or acquire information that is confidential to Purchasing Entity's or Purchasing Entity's clients. Any and all information of any form that is marked as confidential or would by its nature be deemed confidential obtained by Contractor or its employees or agents in the performance of this Master Agreement, including, but not necessarily limited to (1) any Purchasing Entity's records, (2) personnel records, and (3) information concerning individuals, is confidential information of

Purchasing Entity ("Confidential Information"). Any reports or other documents or items (including software) that result from the use of the Confidential Information by Contractor shall be treated in the same manner as the Confidential Information. Confidential Information does not include information that (1) is or becomes (other than by disclosure by Contractor) publicly known; (2) is furnished by Purchasing Entity to others without restrictions similar to those imposed by this Master Agreement; (3) is rightfully in Contractor's possession without the obligation of nondisclosure prior to the time of its disclosure under this Master Agreement; (4) is obtained from a source other than Purchasing Entity without the obligation of confidentiality, (5) is disclosed with the written consent of Purchasing Entity or; (6) is independently developed by employees, agents or subcontractors of Contractor who can be shown to have had no access to the Confidential Information.

b. Non-Disclosure. Contractor shall hold Confidential Information in confidence, using at least the industry standard of confidentiality, and shall not copy, reproduce, sell, assign, license, market, transfer or otherwise dispose of, give, or disclose Confidential Information to third parties or use Confidential Information for any purposes whatsoever other than what is necessary to the performance of Orders placed under this Master Agreement. Contractor shall advise each of its employees and agents of their obligations to keep Confidential Information confidential. Contractor shall use commercially reasonable efforts to assist Purchasing Entity in identifying and preventing any unauthorized use or disclosure of any Confidential Information. Without limiting the generality of the foregoing, Contractor shall advise Purchasing Entity, applicable Participating Entity, and the Lead State Contract Administrator immediately if Contractor learns or has reason to believe that any person who has had access to Confidential Information has violated or intends to violate the terms of this Master Agreement, and Contractor shall at its expense cooperate with Purchasing Entity in seeking injunctive or other equitable relief in the name of Purchasing Entity or Contractor against any such person. Except as directed by Purchasing Entity, Contractor will not at any time during or after the term of this Master Agreement disclose, directly or indirectly, any Confidential Information to any person, except in accordance with this Master Agreement, and that upon termination of this Master Agreement or at Purchasing Entity's request, Contractor shall turn over to Purchasing Entity all documents, papers, and other matter in Contractor's possession that embody Confidential Information. Notwithstanding the foregoing, Contractor may keep one copy of such Confidential Information necessary for quality assurance, audits and evidence of the performance of this Master Agreement.

c. Injunctive Relief. Contractor acknowledges that breach of this section, including disclosure of any Confidential Information, will cause irreparable injury to Purchasing Entity that is inadequately compensable in damages. Accordingly, Purchasing Entity may seek and obtain

injunctive relief against the breach or threatened breach of the foregoing undertakings, in addition to any other legal remedies that may be available. Contractor acknowledges and agrees that the covenants contained herein are necessary for the protection of the legitimate business interests of Purchasing Entity and are reasonable in scope and content.

d. Purchasing Entity Law. These provisions shall be applicable only to extent they are not in conflict with the applicable public disclosure laws of any Purchasing Entity.

## **5. Right to Publish**

Throughout the duration of this Master Agreement, Contractor must secure from the Lead State Contract Administrator prior approval for the release of any information that pertains to the potential work or activities covered by the Master Agreement. The Contractor shall not make any representations of NASPO ValuePoint's opinion or position as to the quality or effectiveness of the services that are the subject of this Master Agreement without prior written consent. Failure to adhere to this requirement may result in termination of the Master Agreement for cause.

## **6. Defaults and Remedies**

a. The occurrence of any of the following events shall be an event of default under this Master Agreement:

- (1) Nonperformance of contractual requirements; or
- (2) A material breach of any term or condition of this Master Agreement; or
- (3) Any certification, representation or warranty by Contractor in response to the solicitation or in this Master Agreement that proves to be untrue or materially misleading; or
- (4) Institution of proceedings under any bankruptcy, insolvency, reorganization or similar law, by or against Contractor, or the appointment of a receiver or similar officer for Contractor or any of its property, which is not vacated or fully stayed within thirty (30) calendar days after the institution or occurrence thereof; or
- (5) Any default specified in another section of this Master Agreement.

b. Upon the occurrence of an event of default, Lead State Contract Administrator shall issue a written notice of default, identifying the nature of the default, and providing a period of 15 calendar days in which Contractor shall have an opportunity to cure the default. The Lead State Contract Administrator shall not be required to provide advance written notice or a cure period and may immediately terminate this Master Agreement in whole or in part if the Lead State Contract Administrator, in its sole discretion, determines that it is reasonably necessary to preserve public safety or prevent immediate public crisis. Time allowed for cure shall not

diminish or eliminate Contractor's liability for damages, including liquidated damages to the extent provided for under this Master Agreement.

c. If Contractor is afforded an opportunity to cure and fails to cure the default within the period specified in the written notice of default, Contractor shall be in breach of its obligations under this Master Agreement and Lead State Contract Administrator shall have the right to exercise any or all of the following remedies:

- (1) Exercise any remedy provided by law; and
- (2) Terminate this Master Agreement and any related Contracts or portions thereof; and
- (3) Impose liquidated damages as provided in this Master Agreement; and
- (4) Suspend Contractor from being able to respond to future bid solicitations; and
- (5) Suspend Contractor's performance; and
- (6) Withhold payment until the default is remedied.

d. Unless otherwise specified in the Participating Addendum, in the event of a default under a Participating Addendum, a Participating Entity shall provide a written notice of default as described in this section and have all of the rights and remedies under this paragraph regarding its participation in the Master Agreement, in addition to those set forth in its Participating Addendum. Unless otherwise specified in a Purchase Order, a Purchasing Entity shall provide written notice of default as described in this section and have all of the rights and remedies under this paragraph and any applicable Participating Addendum with respect to an Order placed by the Purchasing Entity. Nothing in these Master Agreement Terms and Conditions shall be construed to limit the rights and remedies available to a Purchasing Entity under the applicable commercial code.

## **7. Shipping and Delivery.**

a. **DELIVERY:** Responsibility for product delivery remains with the contractor until the product is properly delivered and signed for in accordance with the Purchasing Entity terms and conditions. Shipments shall be securely and properly packed, according to accepted commercial practices, without extra charge for packing cases or other containers. Such containers will remain the property of the State unless otherwise stated. Delivered goods that do not conform to the specifications or are not in good condition upon receipt shall be replaced promptly by the contractor.

b. Cases shall be of durable construction, good condition, properly labeled and suitable in every respect for storage and handling of contents. Each shipping carton shall be marked with the commodity, brand, quantity, item code number and the Purchasing Entity's Purchase Order number.

## **8. Changes in Contractor Representation**

The Contractor must notify the Lead State Contract Administrator of changes in the Contractor's key administrative personnel working on this Contract, in writing within 10 calendar days of the change. The Lead State Contract Administrator reserves the right to approve changes in key personnel working on this Contract. The Contractor agrees to propose replacement key personnel having substantially equal or better education, training, and experience as was possessed by the key person proposed by the Contractor in its bid and approved by the Lead State upon contract execution.

## **9. Force Majeure**

Neither party to this Master Agreement shall be held responsible for delay or default caused by fire, riot, acts of God and/or war which is beyond that party's reasonable control. The Lead State Contract Administrator may terminate this Master Agreement after determining such delay or default will reasonably prevent successful performance of the Master Agreement.

## **10. Indemnification**

a. The Contractor shall defend, indemnify and hold harmless NASPO ValuePoint, the Lead State Contract Administrator, Participating Entities, and Purchasing Entities, along with their officers, agents, and employees as well as any person or entity for which they may be liable, from and against claims, damages or causes of action including reasonable attorneys' fees and related costs for any death, injury, or damage to property arising from act(s), error(s), or omission(s) of the Contractor, its employees or subcontractors or volunteers, at any tier, relating to the performance under the Master Agreement.

b. Indemnification – Intellectual Property. The Contractor shall defend, indemnify and hold harmless NASPO ValuePoint, the Lead State Contract Administrator, Participating Entities, Purchasing Entities, along with their officers, agents, and employees as well as any person or entity for which they may be liable ("Indemnified Party"), from and against claims, damages or causes of action including reasonable attorneys' fees and related costs arising out of the claim that the Product or its use, infringes Intellectual Property rights ("Intellectual Property Claim").

(1) The Contractor's obligations under this section shall not extend to any combination of the Product with any other product, system or method, unless the Product, system or method is:

(a) provided by the Contractor or the Contractor's subsidiaries or affiliates;

(b) specified by the Contractor to work with the Product; or

(c) reasonably required, in order to use the Product in its intended manner, and the infringement could not have been avoided by substituting another reasonably available product, system or method capable of performing the same function; or

(d) It would be reasonably expected to use the Product in combination with such product, system or method.

(2) The Indemnified Party shall notify the Contractor within a reasonable time after receiving notice of an Intellectual Property Claim. Even if the Indemnified Party fails to provide reasonable notice, the Contractor shall not be relieved from its obligations unless the Contractor can demonstrate that it was prejudiced in defending the Intellectual Property Claim resulting in increased expenses or loss to the Contractor. If the Contractor promptly and reasonably investigates and defends any Intellectual Property Claim, it shall have control over the defense and settlement of it. However, the Indemnified Party must consent in writing for any money damages or obligations for which it may be responsible. The Indemnified Party shall furnish, at the Contractor's reasonable request and expense, information and assistance necessary for such defense. If the Contractor fails to vigorously pursue the defense or settlement of the Intellectual Property Claim, the Indemnified Party may assume the defense or settlement of it and the Contractor shall be liable for all costs and expenses, including reasonable attorneys' fees and related costs, incurred by the Indemnified Party in the pursuit of the Intellectual Property Claim. Unless otherwise agreed in writing, this section is not subject to any limitations of liability in this Master Agreement or in any other document executed in conjunction with this Master Agreement.

#### **11. Independent Contractor**

The Contractor shall be an independent contractor. Contractor shall have no authorization, express or implied, to bind the Lead State Contract Administrator, Participating States, other Participating Entities, or Purchasing Entities to any agreements, settlements, liability or understanding whatsoever, and agrees not to hold itself out as agent except as expressly set forth herein or as expressly agreed in any Participating Addendum.

#### **12. Individual Customers**

Except to the extent modified by a Participating Addendum, each Purchasing Entity shall follow the terms and conditions of the Master Agreement and applicable Participating Addendum and

will have the same rights and responsibilities for their purchases as the Lead State Contract Administrator has in the Master Agreement, including but not limited to, any indemnity or right to recover any costs as such right is defined in the Master Agreement and applicable Participating Addendum for their purchases. Each Purchasing Entity will be responsible for its own charges, fees, and liabilities. The Contractor will apply the charges and invoice each Purchasing Entity individually.

### **13. Insurance**

a. The insurance requirements for the State of Vermont are specified in section 7 of Attachment C. Unless otherwise agreed in a Participating Addendum, Contractor shall, during the term of this Master Agreement, maintain in full force and effect, the insurance described in this section for other Participating Entities. Contractor shall acquire such insurance from an insurance carrier or carriers licensed to conduct business in each Participating Entity's state and having a rating of A-, Class VII or better, in the most recently published edition of Best's Reports. Failure to buy and maintain the required insurance may result in this Master Agreement's termination or, at a Participating Entity's option; result in termination of its Participating Addendum.

b. Coverage shall be written on an occurrence basis. The minimum acceptable limits shall be as indicated below, with no deductible for each of the following categories:

(1) Commercial General Liability covering premises operations, independent contractors, products and completed operations, blanket contractual liability, personal injury (including death), advertising liability, and property damage, with a limit of not less than \$1 million per occurrence/\$1 million general aggregate;

(2) Contractor must comply with any applicable State Workers Compensation or Employers Liability Insurance requirements.

c. Contractor shall pay premiums on all insurance policies. Such policies shall also reference this Master Agreement and shall have a condition that they not be revoked by the insurer until thirty (30) calendar days after notice of intended revocation thereof shall have been given to Purchasing Entity and Participating Entity by the Contractor.

d. Prior to commencement of performance, Contractor shall provide to the Lead State Contract Administrator a written endorsement to the Contractor's general liability insurance policy or

other documentary evidence acceptable to the Lead State Contract Administrator that (1) names the Participating States identified in the Request for Proposal as additional insureds, (2) provides that no material alteration, cancellation, non-renewal, or expiration of the coverage contained in such policy shall have effect unless the named Participating State has been given at least thirty (30) days prior written notice, and (3) provides that the Contractor's liability insurance policy shall be primary, with any liability insurance of any Participating State as secondary and noncontributory. Unless otherwise agreed in any Participating Addendum, the Participating Entity's rights and Contractor's obligations are the same as those specified in the first sentence of this subsection. Before performance of any Purchase Order issued after execution of a Participating Addendum authorizing it, the Contractor shall provide to a Purchasing Entity or Participating Entity who requests it the same information described in this subsection.

e. Contractor shall furnish to the Lead State Contract Administrator, Participating Entity, and, on request, the Purchasing Entity copies of certificates of all required insurance within thirty (30) calendar days of the execution of this Master Agreement, the execution of a Participating Addendum, or the Purchase Order's effective date and prior to performing any work. The insurance certificate shall provide the following information: the name and address of the insured; name, address, telephone number and signature of the authorized agent; name of the insurance company (authorized to operate in all states); a description of coverage in detailed standard terminology (including policy period, policy number, limits of liability, exclusions and endorsements); and an acknowledgment of the requirement for notice of cancellation. Copies of renewal certificates of all required insurance shall be furnished within thirty (30) days after any renewal date. These certificates of insurance must expressly indicate compliance with each and every insurance requirement specified in this section. Failure to provide evidence of coverage may, at sole option of the Lead State Contract Administrator, or any Participating Entity, result in this Master Agreement's termination or the termination of any Participating Addendum.

f. Coverage and limits shall not limit Contractor's liability and obligations under this Master Agreement, any Participating Addendum, or any Purchase Order.

#### **14. Laws and Regulations**

Any and all Products offered and furnished shall comply fully with all applicable Federal and State laws and regulations.

#### **15. License of Pre-Existing Intellectual Property**

Contractor grants to the Purchasing Entity a nonexclusive, perpetual, royalty-free, irrevocable, unlimited license to publish, translate, reproduce, modify, deliver, perform, display, and dispose of the Intellectual Property, and its derivatives, used or delivered under this Master Agreement,

but not created under it (“Pre-existing Intellectual Property”). The license shall be subject to any third party rights in the Pre-existing Intellectual Property. Contractor shall obtain, at its own expense, on behalf of the Purchasing Entity, written consent of the owner for the licensed Pre-existing Intellectual Property.

#### **16. No Waiver of Sovereign Immunity**

In no event shall this Master Agreement, any Participating Addendum or any contract or any Purchase Order issued thereunder, or any act of a Lead State, a Participating Entity, or a Purchasing Entity be a waiver of any form of defense or immunity, whether sovereign immunity, governmental immunity, immunity based on the Eleventh Amendment to the Constitution of the United States or otherwise, from any claim or from the jurisdiction of any court.

This section applies to a claim brought against the Participating State only to the extent Congress has appropriately abrogated the Participating State’s sovereign immunity and is not consent by the Participating State to be sued in federal court. This section is also not a waiver by the Participating State of any form of immunity, including but not limited to sovereign immunity and immunity based on the Eleventh Amendment to the Constitution of the United States.

#### **17. Ordering**

a. Master Agreement order and purchase order numbers shall be clearly shown on all acknowledgments, shipping labels, packing slips, invoices, and on all correspondence.

b. The resulting Master Agreements permit Purchasing Entities to define project-specific requirements and informally complete the requirement among companies having a Master Agreement on an “as needed” basis. This procedure may also be used when requirements are aggregated or other firm commitments may be made to achieve reductions in pricing. This procedure may be modified in Participating Addenda and adapted to Purchasing Entity rules and policies. The Purchasing Entity may in its sole discretion determine which Master Agreement Contractors should be solicited for a quote. The Purchasing Agency may select the quote that it considers most advantageous, cost and other factors considered.

c. Each Purchasing Entity will identify and utilize its own appropriate purchasing procedure and documentation. Contractor is expected to become familiar with the Purchasing Entities’ rules, policies, and procedures regarding the ordering of supplies and/or services contemplated by this Master Agreement.

d. Contractor shall not begin work without a valid Purchase Order or other appropriate commitment document compliance with the law of the Purchasing Entity.

e. Orders may be placed consistent with the terms of this Master Agreement during the term of the Master Agreement.

f. All Orders pursuant to this Master Agreement, at a minimum, shall include:

- (1) The services or supplies being delivered;
- (2) The place and requested time of delivery;
- (3) A billing address;
- (4) The name, phone number, and address of the Purchasing Entity representative;
- (5) The price per hour or other pricing elements consistent with this Master Agreement and the contractor's proposal;
- (6) A ceiling amount of the order for services being ordered; and
- (7) The Master Agreement identifier.

g. All communications concerning administration of Orders placed shall be furnished solely to the authorized purchasing agent within the Purchasing Entity's purchasing office, or to such other individual identified in writing in the Order.

h. Orders must be placed pursuant to this Master Agreement prior to the termination date thereof, but may have a delivery date or performance period up to 120 days past the then-current termination date of this Master Agreement. Contractor is reminded that financial obligations of Purchasing Entities payable after the current applicable fiscal year are contingent upon agency funds for that purpose being appropriated, budgeted, and otherwise made available.

i. Notwithstanding the expiration or termination of this Master Agreement, Contractor agrees to perform in accordance with the terms of any Orders then outstanding at the time of such

expiration or termination. Contractor shall not honor any Orders placed after the expiration or termination of this Master Agreement, or otherwise inconsistent with its terms. Orders from any separate indefinite quantity, task orders, or other form of indefinite delivery order arrangement priced against this Master Agreement may not be placed after the expiration or termination of this Master Agreement, notwithstanding the term of any such indefinite delivery order agreement.

## **18. Participants**

a. Contractor may not deliver Products under this Master Agreement until a Participating Addendum acceptable to the Participating Entity and Contractor is executed. The NASPO ValuePoint Master Agreement Terms and Conditions are applicable to any Order by a Participating Entity (and other Purchasing Entities covered by their Participating Addendum), except to the extent altered, modified, supplemented or amended by a Participating Addendum. By way of illustration and not limitation, this authority may apply to unique delivery and invoicing requirements, confidentiality requirements, defaults on Orders, governing law and venue relating to Orders by a Participating Entity, indemnification, and insurance requirements. Statutory or constitutional requirements relating to availability of funds may require specific language in some Participating Addenda in order to comply with applicable law. The expectation is that these alterations, modifications, supplements, or amendments will be addressed in the Participating Addendum or, with the consent of the Purchasing Entity and Contractor, may be included in the ordering document (e.g. purchase order or contract) used by the Purchasing Entity to place the Order.

b. Use of specific NASPO ValuePoint cooperative Master Agreements by state agencies, political subdivisions and other Participating Entities (including cooperatives) authorized by individual state's statutes to use state contracts are subject to the approval of the respective State Chief Procurement Official. Issues of interpretation and eligibility for participation are solely within the authority of the respective State Chief Procurement Official.

c. Obligations under this Master Agreement are limited to those Participating Entities who have signed a Participating Addendum and Purchasing Entities within the scope of those Participating Addenda. Financial obligations of Participating States are limited to the orders placed by the departments or other state agencies and institutions having available funds. Participating States incur no financial obligations on behalf of political subdivisions.

d. NASPO ValuePoint is not a party to the Master Agreement. It is a nonprofit cooperative purchasing organization assisting states in administering the NASPO cooperative purchasing program for state government departments, institutions, agencies and political subdivisions (e.g.,

colleges, school districts, counties, cities, etc.) for all 50 states, the District of Columbia and the territories of the United States.

e. State Participating Addenda or other Participating Addenda shall not be construed to amend the terms of this Master Agreement between the Lead State Contract Administrator and Contractor. Participating Entities who execute a Participating Addendum may alter, modified, supplement or amend these NASPO ValuePoint Master Agreement Terms and Conditions as necessary to comply with Participating Entity law or policy with respect to their Orders (or Orders of Purchasing Entities encompassed by their Participating Addendum) under the Master Agreement.

f. Participating Entities who are not states may under some circumstances sign their own Participating Addendum, subject to the approval of the Chief Procurement Official of the state where the Participating Entity is located. Contractors may upon request obtain a copy of the written authorization from the Lead State Contract Administrator.

## **19. Payment**

Payment for completion of a contract order will normally be made within 30 days following the date the entire order is delivered or the date a correct invoice is received, whichever is later. Payments will be remitted by mail. Payments may be made via a State or political subdivision "Purchasing Card" with no additional charge.

## **20. Public Information**

This Master Agreement and all related documents are subject to disclosure pursuant to the State of Vermont's public information laws, and with respect to Participating Addenda and Orders, the Participating Entity's and Purchasing Entity's public information laws.

## **21. Records available for Audit**

a. The Contractor shall maintain books, records, documents, and other evidence pertaining to this Master Agreement and orders placed by Purchasing Entities under it to the extent and in such detail as shall adequately reflect performance and administration of payments and fees. "Records" means any written or recorded information, regardless of physical form or characteristics, which is produced or acquired by the Contractor in the performance of this agreement. Records produced or acquired in a machine readable electronic format shall be maintained in that format. Contractor shall permit the Lead State Contract Administrator, a Participating Entity, a Purchasing Entity, the federal government (including its grant awarding entities and the U.S. Comptroller General), and any other duly authorized agent of a governmental agency, to audit, inspect, examine, copy and/or transcribe Contractor's books, documents, papers and records directly

pertinent to this Master Agreement or orders placed by a Purchasing Entity under it for the purpose of making audits, examinations, excerpts, and transcriptions. This right shall survive for a period of five (5) years following termination of this Agreement or final payment for any order placed by a Purchasing Entity against this Agreement, whichever is later, to assure compliance with the terms hereof or to evaluate performance hereunder.

b. Without limiting any other remedy available to any governmental entity, the Contractor shall reimburse the applicable Lead State, Participating Entity, or Purchasing Entity for any overpayments inconsistent with the terms of the Master Agreement or orders or underpayment of fees found as a result of the examination of the Contractor's records.

c. The rights and obligations herein right exist in addition to any quality assurance obligation in the Master Agreement requiring the Contractor to self-audit contract obligations and that permits the Lead State Contract Administrator to review compliance with those obligations.

## **22. Administrative Fees**

a. The Contractor shall pay to NASPO ValuePoint, or its assignee, a NASPO ValuePoint Administrative Fee of one-quarter of one percent (0.25% or 0.0025) no later than 60 days following the end of each calendar quarter. The NASPO ValuePoint Administrative Fee shall be submitted quarterly and is based on sales of products and services (less any charges for taxes or shipping). The NASPO ValuePoint Administrative Fee is not negotiable. This fee is to be included as part of the pricing submitted with proposal.

b. Additionally, some states may require an additional fee be paid directly to the state on purchases made by Purchasing Entities within that state. For all such requests, the fee level, payment method and schedule for such reports and payments will be incorporated into the Participating Addendum that is made a part of the Master Agreement. The Contractor may adjust the Master Agreement pricing accordingly for purchases made by Purchasing Entities within the jurisdiction of the state. All such agreements shall not affect the NASPO ValuePoint Administrative Fee or the prices paid by the Purchasing Entities outside the jurisdiction of the state requesting the additional fee. The NASPO ValuePoint Administrative Fee in subsection 22a shall be based on the gross amount of all sales (less any charges for taxes or shipping) at the adjusted prices (if any) in Participating Addenda.

## **23. NASPO ValuePoint Summary and Detailed Usage Reports**

In addition to other reports that may be required by this solicitation, the Contractor shall provide the following NASPO ValuePoint reports.

a. **Summary Sales Data.** The Contractor shall submit quarterly sales reports directly to NASPO ValuePoint using the NASPO ValuePoint Quarterly Sales/Administrative Fee Reporting Tool found at <http://www.naspo.org/WNCPO/Calculator.aspx>. Any/all sales made under the contract shall be reported as cumulative totals by state. Even if Contractor experiences zero sales during a calendar quarter, a report is still required. Reports shall be due no later than 30 day following the end of the calendar quarter (as specified in the reporting tool).

b. **Detailed Sales Data.** Contract Vendor shall also report detailed sales data by: (1) state; (2) entity/customer type, e.g. local government, higher education, K12, non-profit; (3) Purchasing Entity name; (4) Purchasing Entity bill-to and ship-to locations; (4) Purchasing Entity and Contract Vendor Purchase Order identifier/number(s); (5) Purchase Order Type (e.g. sales order, credit, return, upgrade, determined by industry practices); (6) Purchase Order date; (7) Ship Date; (8) and line item description, including product number if used. The report shall be submitted in any form required by the solicitation. Reports are due on a quarterly basis and must be received by the Lead State and NASPO ValuePoint Cooperative Development Team no later than thirty (30) days after the end of the reporting period. Reports shall be delivered to the Lead State and to the NASPO ValuePoint Cooperative Development Team electronically through a designated portal, email, CD-ROM, flash drive or other method as determined by the Lead State. Detailed sales data reports shall include sales information for all sales under Participating Addenda executed under this Master Agreement.

c. Reportable sales for the summary sales data report and detailed sales data report includes sales to employees for personal use where authorized by the solicitation.

d. Timely submission of these reports is a material requirement of the Master Agreement. The recipient of the reports shall have exclusive ownership of the media containing the reports. The Lead State and NASPO ValuePoint shall have a perpetual, irrevocable, non-exclusive, royalty free, transferable right to display, modify, copy, and otherwise use reports, data and information provided under this section.

#### **24. Standard of Performance and Acceptance.**

Any standard of performance under this Master Agreement applies to all Products purchased under this Master Agreement, including any additional, replacement, or substitute Product(s) and any Product(s) which are modified by or with the written approval of Contractor after Acceptance by the Purchasing Entity. The Acceptance Testing period shall be thirty (30)

calendar days or other time period identified in the solicitation or the Participating Addendum, starting from the day after the Product is delivered or, if installed, the day after the Product is installed and Contractor certifies that the Product is ready for Acceptance Testing. If the Product does not meet the standard of performance during the initial period of Acceptance Testing, Purchasing Entity may, at its discretion, continue Acceptance Testing on a day-to-day basis until the standard of performance is met. Upon rejection, the Contractor will have fifteen (15) calendar days to cure the standard of performance issue(s). If after the cure period, the Product still has not met the standard of performance, the Purchasing Entity may, at its option: (a) declare Contractor to be in breach and terminate the Order; (b) demand replacement Product from Contractor at no additional cost to Purchasing Entity; or, (c) continue the cure period for an additional time period agreed upon by the Purchasing Entity and the Contractor. Contractor shall pay all costs related to the preparation and shipping of Product returned pursuant to the section. No Product shall be accepted and no charges shall be paid until the standard of performance is met. The warranty period will begin upon Acceptance.

## **25. Warranty**

The Contractor warrants for a period of one year from the date of Acceptance that: (a) the Product performs according to all specific claims that the Contractor made in its response to the solicitation, (b) the Product is suitable for the ordinary purposes for which such Product is used, (c) the Product is suitable for any special purposes identified in the solicitation or for which the Purchasing Entity has relied on the Contractor's skill or judgment, (d) the Product is designed and manufactured in a commercially reasonable manner, and (e) the Product is free of defects. Upon breach of the warranty, the Contractor will repair or replace (at no charge to the Purchasing Entity) the Product whose nonconformance is discovered and made known to the Contractor. If the repaired and/or replaced Product proves to be inadequate, or fails of its essential purpose, the Contractor will refund the full amount of any payments that have been made. The rights and remedies of the parties under this warranty are in addition to any other rights and remedies of the parties provided by law or equity, including, without limitation, actual damages, and, as applicable and awarded under the law, to a prevailing party, reasonable attorneys' fees and costs.

## **26. System Failure or Damage**

In the event of system failure or damage caused by the Contractor or its Product, the Contractor agrees to use its best efforts to restore or assist in restoring the system to operational capacity.

## **27. Title of Product**

Upon Acceptance by the Purchasing Entity, Contractor shall convey to Purchasing Entity title to the Product free and clear of all liens, encumbrances, or other security interests. Transfer of title to the Product shall include an irrevocable and perpetual license to use any Embedded Software in the Product. If Purchasing Entity subsequently transfers title of the Product to another entity,

Purchasing Entity shall have the right to transfer the license to use the Embedded Software with the transfer of Product title. A subsequent transfer of this software license shall be at no additional cost or charge to either Purchasing Entity or Purchasing Entity's transferee.

### **28. Waiver of Breach**

Failure of the Lead State Contract Administrator, Participating Entity, or Purchasing Entity to declare a default or enforce any rights and remedies shall not operate as a waiver under this Master Agreement or Participating Addendum. Any waiver by the Lead State Contract Administrator, Participating Entity, or Purchasing Entity must be in writing. Waiver by the Lead State Contract Administrator or Participating Entity of any default, right or remedy under this Master Agreement or Participating Addendum, or by Purchasing Entity with respect to any Purchase Order, or breach of any terms or requirements of this Master Agreement, a Participating Addendum, or Purchase Order shall not be construed or operate as a waiver of any subsequent default or breach of such term or requirement, or of any other term or requirement under this Master Agreement, Participating Addendum, or Purchase Order.

### **29. Assignment of Antitrust Rights**

Contractor irrevocably assigns to a Participating Entity any claim for relief or cause of action which the Contractor now has or which may accrue to the Contractor in the future by reason of any violation of state or federal antitrust laws (15 U.S.C. § 1-15 or a Participating Entity's state antitrust provisions), as now in effect and as may be amended from time to time, in connection with any goods or services provided to the Contractor for the purpose of carrying out the Contractor's obligations under this Master Agreement or Participating Addendum, including, at a Participating Entity's option, the right to control any such litigation on such claim for relief or cause of action.

### **30. Debarment**

The Contractor certifies that neither it nor its principals are presently debarred, suspended, proposed for debarment, declared ineligible, or voluntarily excluded from participation in this transaction (contract) by any governmental department or agency. This certification represents a recurring certification made at the time any Order is placed under this Master Agreement. If the Contractor cannot certify this statement, attach a written explanation for review by the Lead State Contract Administrator.

### **31. Governing Law and Venue**

a. The procurement, evaluation, and award of the Master Agreement shall be governed by and construed in accordance with the laws of the Lead State sponsoring and administering the procurement. The construction and effect of the Master Agreement after award shall be

governed by the law of the state serving as Lead State Contract Administrator (in most cases also the Lead State). The construction and effect of any Participating Addendum or Order against the Master Agreement shall be governed by and construed in accordance with the laws of the Participating Entity's or Purchasing Entity's State.

b. Unless otherwise specified, the venue for any protest, claim, dispute or action relating to the procurement, evaluation, and award is in the Lead State. Venue for any claim, dispute or action concerning the terms of the Master Agreement shall be in the state serving as Lead State Contract Administrator. Venue for any claim, dispute, or action concerning any Order placed against the Master Agreement or the effect of a Participating Addendum shall be in the Purchasing Entity's State.

c. Subject to all immunities, defenses, rights or actions arising out of the Lead State's, or any Participation Entity's or Purchasing Entity's, sovereign status or under the Eleventh Amendment to the United States Constitution, if a claim is brought in a federal forum with jurisdiction, then it must be brought and adjudicated solely and exclusively within the United States District Court for (in decreasing order of priority): the Lead State for claims relating to the procurement, evaluation, award, or contract performance or administration if the Lead State is a party; the Participating Entity if a named party; or the Purchasing Entity if a named party. No waiver of any of the aforementioned immunities, defenses, rights or actions shall be implied or otherwise deemed to exist by reason of the Lead State's, or any Participation Entity's or Purchasing Entity's, entry into this Contract.

## 32. DEFINITIONS

The following definitions apply to this solicitation contract.

**Acceptance** means a written notice from a Purchasing Entity to Contractor advising Contractor that the Product has passed its Acceptance Testing. Acceptance of a Product for which acceptance testing is not required shall occur following the completion of delivery, installation, if required, and a reasonable time for inspection of the Product, unless the Purchasing Entity provides a written notice of rejection to Contractor.

**Acceptance Testing** means the process for ascertaining that the Product meets the standards set forth in the section titled Standard of Performance and Acceptance, prior to Acceptance by the Purchasing Entity.

**Contractor** means the person or entity delivering Products or performing services under the terms and conditions set forth in this Master Agreement.

**Embedded Software** means one or more software applications which permanently reside on a computing device.

**Intellectual Property** means any and all patents, copyrights, service marks, trademarks, trade secrets, trade names, patentable inventions, or other similar proprietary rights, in tangible or intangible form, and all rights, title, and interest therein.

**Lead State Contract Administrator** means the State centrally administering the Master Agreement after execution with the permission of the NASPO ValuePoint States. The Lead State Administrator normally is the same as the Lead State conducting the cooperative procurement, evaluation, and award.

**Master Agreement** means the underlying agreement executed by and between the NASPO ValuePoint contract administrator, normally the Lead State, acting on behalf of NASPO ValuePoint, and the Contractor, as now or hereafter amended.

**Order or Purchase Order** means any purchase order, sales order, contract or other document used by a Purchasing Entity to order the Products.

**Participating Addendum** means a bilateral agreement executed by a Contractor and a Participating Entity incorporating this Master Agreement and any other additional Participating Entity specific language or other requirements, e.g. ordering procedures specific to the Participating Entity, other terms and conditions.

**Participating Entity** means a state, or other legal entity, properly authorized to enter into a Participating Addendum.

**Participating State** means a state, the District of Columbia, or one of the territories of the United States that is listed in this Request for Proposal as intending to participate. A Participating State is required to participate through execution of a Participating Addendum. Upon execution of the Participating Addendum, a Participating State becomes a Participating Entity.

**Product** means any equipment, software (including embedded software), documentation, service or other deliverable supplied or created by the Contractor pursuant to this Master Agreement. The term Products, supplies and services, and products and services are used interchangeably in these terms and conditions.

**Purchasing Entity** means a state, city, county, district, other political subdivision of a State, and a nonprofit organization under the laws of some states if authorized by a Participating Addendum, who issues a Purchase Order against the Master Agreement and becomes financially committed to the purchase.

**NASPO ValuePoint** is the NASPO Cooperative Purchasing Program, LLC, doing business as NASPO ValuePoint, a 501(c)(3) limited liability company that is a subsidiary organization of the National Association of State Procurement Officials (NASPO), the sole member of NASPO ValuePoint. NASPO ValuePoint facilitates administration of the cooperative group contracting consortium of state chief procurement officials for the benefit of state departments, institutions, agencies, and political subdivisions and other eligible entities (i.e., colleges, school districts, counties, cities, some nonprofit organizations, etc.) for all states and the District of Columbia. The NASPO ValuePoint Cooperative Development Team is identified in the Master Agreement as the recipient of reports and may be performing contract administration functions relating to collecting and receiving reports as well as other contract administration functions as assigned by the Lead State Contract Administrator.

### 33. NASPO ValuePoint eMarket Center

a. In July 2011, NASPO ValuePoint entered into a multi-year agreement with SciQuest, Inc. whereby SciQuest will provide certain electronic catalog hosting and management services to enable eligible NASPO ValuePoint entity's customers to access a central online website to view and/or shop the goods and services available from existing NASPO ValuePoint Cooperative Contracts. The central online website is referred to as the NASPO ValuePoint eMarket Center Contractor shall either upload a hosted catalog into the eMarket Center or integrate a punchout site with the eMarket Center.

b. Supplier's Interface with the eMarket Center. There is no cost charged by SciQuest to the Contractor for loading a hosted catalog or integrating a punchout site.

c. At a minimum, the Contractor agrees to the following:

(1) Implementation Timeline: NASPO ValuePoint eMarket Center Site Admin shall provide a written request to the Contractor to begin enablement process. The Contractor shall have fifteen (15) days from receipt of written request to work with NASPO ValuePoint and SciQuest to set up an enablement schedule, at which time SciQuest's technical documentation shall be provided to the Contractor. The schedule will include future calls and milestone dates related to test and go live dates. The contractor shall have a total of Ninety (90) days to deliver either a (1) hosted catalog or (2) punch-out catalog, from date of receipt of written request.

(2) NASPO ValuePoint and SciQuest will work with the Contractor, to decide which of the catalog structures (either hosted or punch-out as further described below) shall be provided by the Contractor. **Whether hosted or punch-out, the catalog must be strictly limited to the Contractor's awarded contract offering (e.g. products and/or services not authorized through the resulting cooperative contract should not be viewable by NASPO ValuePoint Participating Entity users).**

(a) Hosted Catalog. By providing a hosted catalog, the Contractor is providing a list of its awarded products/services and pricing in an electronic data file in a format acceptable to SciQuest, such as Tab Delimited Text files. In this scenario, the Contractor must submit updated electronic data monthly to the eMarket Center for the Lead State

Contract Administrator's approval to maintain the most up-to-date version of its product/service offering under the cooperative contract in the eMarket Center.

(b) Punch-Out Catalog. By providing a punch-out catalog, the Contractor is providing its own online catalog, which must be capable of being integrated with the eMarket Center as a. Standard punch-in via Commerce extensible Markup Language (cXML). In this scenario, the Contractor shall validate that its online catalog is up-to-date by providing a written update on a monthly basis to the Lead State Contract Administrator stating they have audited the offered products/services and pricing listed on its online catalog. The site must also return detailed UNSPSC codes (as outlined in line 3) for each line item. Contractor also agrees to provide e-Quote functionality to facilitate volume discounts.

d. Revising Pricing and Product Offerings: Any revisions (whether an increase or decrease) to pricing or product/service offerings (new products, altered SKUs, etc.) must be pre-approved by the Lead State Contract Administrator and shall be subject to any other applicable restrictions with respect to the frequency or amount of such revisions. However, no cooperative contract enabled in the eMarket Center may include price changes on a more frequent basis than once per quarter. The following conditions apply with respect to hosted catalogs:

(1). Updated pricing files are required by the 1st of the month and shall go into effect in the eMarket Center on the 1st day of the following month (i.e. file received on 1/01/13 would be effective in the eMarket Center on 2/01/13)]. Files received after the 1st of the month may be delayed up to a month (i.e. file received on 11/06/09 would be effect in the eMarket Center on 1/01/10).

(2) Lead State Contract Administrator-approved price changes are not effective until implemented within the eMarket Center. Errors in the Contractor's submitted pricing files will delay the implementation of the price changes in eMarket Center.

e. Supplier Network Requirements: Contractor shall join the SciQuest Supplier Network (SQSN) and shall use the SciQuest's Supplier Portal to import the Contractor's catalog and pricing, into the SciQuest system, and view reports on catalog spend and product/pricing freshness. The Contractor can receive orders through electronic delivery (coml.) or through low-tech options

such as fax. More information about the SQSN can be found at: [www.sciquest.com](http://www.sciquest.com) or call the SciQuest Supplier Network Services team at 800-233-1121.

f. Minimum Requirements: Whether the Contractor is providing a hosted catalog or a punch-out catalog, the Contractor agrees to meet the following requirements:

(1) Catalog must contain the most current pricing, including all applicable administrative fees and/or discounts, as well as the most up-to-date product/service offering the Contractor is authorized to provide in accordance with the cooperative contract; and

(2) The accuracy of the catalog must be maintained by Contractor throughout the duration of the cooperative contract between the Contractor and the Contract Administrator; and

(3) The Catalog must include a Lead State contract identification number; and

(4) The Catalog must include detailed product line item descriptions; and

(5) The Catalog must include pictures when possible; and

(6) The Catalog must include any additional NASPO ValuePoint and Participating Addendum requirements. Although suppliers in the SQSN normally submit one (1) catalog, it is possible to have multiple contracts applicable to different NASPO ValuePoint Participating Entities. For example, a supplier may have different pricing for state government agencies and Board of Regents institutions. Suppliers have the ability and responsibility to submit separate contract pricing for the same catalog if applicable. The system will deliver the appropriate contract pricing to the user viewing the catalog.

g. Order Acceptance Requirements: Contractor must be able to accept Purchase Orders via fax or cXML. The Contractor shall provide positive confirmation via phone or email within 24 hours of the Contractor's receipt of the Purchase Order. If the Purchasing Order is received after 3pm

EST on the day before a weekend or holiday, the Contractor must provide positive confirmation via phone or email on the next business day.

h. UNSPSC Requirements: Contractor shall support use of the United Nations Standard Product and Services Code (UNSPSC). UNSPSC versions that must be adhered to are driven by SciQuest for the suppliers and are upgraded every year. NASPO ValuePoint reserves the right to migrate to future versions of the UNSPSC and the Contractor shall be required to support the migration effort. All line items, goods or services provided under the resulting statewide contract must be associated to a UNSPSC code. All line items must be identified at the most detailed UNSPSC level indicated by segment, family, class and commodity. More information about the UNSPSC is available at: <http://www.unspsc.com> and <http://www.unspsc.com/FAQs.asp#howdoesunspscwork>.

i. Applicability: Contractor agrees that NASPO ValuePoint controls which contracts appear in the eMarket Center and that NASPO ValuePoint may elect at any time to remove any supplier's offering from the eMarket Center.

j. The Lead State Contract Administrator reserves the right to approve the pricing on the eMarket Center. This catalog review right is solely for the benefit of the Lead State Contract Administrator and Participating Entities, and the review and approval shall not waive the requirement that products and services be offered at prices (and approved fees) required by the Master Agreement.

k. Several NASPO ValuePoint Participating Entities currently maintain separate SciQuest eMarketplaces, these Participating Entities do enable certain NASPO ValuePoint Cooperative Contracts. In the event one of these entities elects to use this NASPO ValuePoint Cooperative Contract (available through the eMarket Center) but publish to their own eMarketplace, the Contractor agrees to work in good faith with the entity and NASPO ValuePoint to implement the catalog. NASPO ValuePoint does not anticipate that this will require substantial additional efforts by the Contractor; however, the supplier agrees to take commercially reasonable efforts to enable such separate SciQuest catalogs.

## ATTACHMENT B: PAYMENT PROVISIONS

**Contract Sum:** The State shall pay Contractor compensation as follows:

1. All prices and rates must be guaranteed for a one year period. Following the initial Master Agreement period, any request for price or rate adjustment must be for an equal guarantee period, and must be made at least sixty (60) days prior to the effective date. Requests for price or rate adjustment must include sufficient documentation supporting the request. Any adjustment or amendment to the Master Agreement shall not be effective unless approved by the Lead State Contract Administrator. No retroactive adjustments to prices or rates will be allowed.
2. The State shall not be responsible for any unauthorized expenses or services incurred and/or performed by Contractor.
3. Contractor shall submit invoicing to the ordering institution or agency and shall specify the address to which payments will be sent and shall include:
  - A numbered invoice.
  - Contract number that the invoice is to be paid from;
4. This agreement represents the entire agreement between the parties; No changes, modifications, or amendments in the terms and conditions of this contract shall be effective unless reduced to writing, numbered and signed by the duly authorized representative of the State and Contractor.
5. The State shall not pay for any unauthorized labor, materials, equipment or expenses of Contractor.
6. Any products or services outside of this agreement shall not be allowed.
7. Payment Terms: Net 30. The State has 30 days from the date the state receives an invoice **with full and complete supporting documentation** to exercise its right to bill or credit adjustments made necessary by internal audits and quality assurance checks.

**SNOW PLOW BLADE CUTTING EDGES  
DETAILED SPECIFICATIONS  
VERMONT**

General: It is the purpose and intent of these specifications to describe a high quality snow plow blade cutting edges. The blades will be constructed as shown in the enclosed diagrams. Blade sections will be identified by use of the part number being stamped on the end or stenciled on the face of the blade section. Shipments may be refused if blades are not labeled. The finished blade section will be given one coat of rust resistant lacquer. Blade sections will be bundled with like blades when shipped, do not mix blades in bundles. Shipping papers and invoices are to include the part number.

**REGULAR STEEL SNOW PLOW BLADE CUTTING EDGES**

**1. Blade:**

- A. The blade will be 5/8" thick unless otherwise specified AISI C1090 quality steel.
- B. Punched or drilled square bolt holes will be 11/16" diameter. The location and spacing of the holes will be as designated on the diagrams provided.
- C. The center of the holes shall be in line within 1/32" of the established center line.

**HARDENED SNOW PLOW BLADE CUTTING EDGES**

**1. Blade:**

- A. The blade will be 1" thick AISI 1074 quality steel.
- B. Punched or drilled square bolt holes will be 11/16" diameter. The location and spacing of the holes will be as designated on the diagrams provided.
- C. The center of the holes shall be in line within 1/32" of the established centerline.

**2. Hardness:**

- A. Blades will be selectively hardened front and back a primary and secondary hardness.
- B. The hardening pattern will start 5/8" +/- 1/8" above the bottom edge of the blade with a 3 1/2" width over the length of the blade.
- C. Primary hardness, Rockwell C 62 +/- 5, for a depth of 1/8" +/- 1/32" at the high point of the pattern.
- D. Secondary hardness, Rockwell C 50 +/- 5, for a minimum depth of 1/32" at the high point of the pattern.

## TUNGSTEN CARBIDE TIPPED SNOW PLOW BLADE CUTTING EDGES

**Tungsten Carbide Tipped:** A "Type A" certification will be provided on the carbide insert by the manufacturer to include:

Percent Cobalt  
Density in GMSLCC  
Hardness (Rockwell A)  
Transverse Rupture Strength in PSI Statement certifying that no reclaimed or scrap tungsten carbide has been used.

1.

### **Blade:**

- A. The blade will be 3/4" thick flat hot rolled finished SAE 1020 steel.
- B. Punching will be 11/16" square holes countersunk for 5/8" diameter  
Plow bolts. The location and spacing of the holes will be as designated on the diagrams provided.
- C. The center of the holes shall be in line within 1/32" of the established centerline.
- D. The groove for the carbide inserts will be milled in the center of the blade edge.
- E. The highest and lowest tip points are not to exceed 1/32" in a multiple blade set.
- F. Blades will be free of warp age
- G. Longitudinal deviation will not exceed 1/8" on a 6' section.

2.

### **Tungsten Carbide Inserts:**

- A. The inserts will be high shock WC grade virgin tungsten carbide with a cobalt content not less than 11.5% or more than 12.5%.  
Hardness: 87.5 minimum to 88.5 maximum, Rc. "A" Scale.  
Density: 14.1 minimum to 14.6 maximum GMSLCC.  
Transverse Rupture Strength: 350,000 P.S.I. minimum.
- B. The inserts will be a trapezoid design conforming to the following dimensions.  
Height: .635 +/- .005  
Width: .365 +/- .005  
Length: 1" Nominal  
Bottom Angle: 25 degrees with a nose radius of 1/16" minimum.

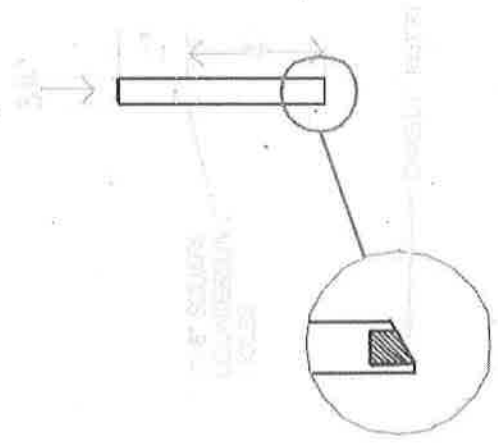
3.

### **Brazing:**

- A. Brazing material will be a high strength silver alloy type. Braze shear strength to be 30,000 P.S.I. minimum.
- B. Tungsten carbide inserts will be positioned in the milled groove with .010" between inserts for the entire length of each blade section.
- C. The inserts will be brazed on all sides using sound brazing practices. There will be no voids or use of shims.



PART # 48-970-003  
6 HOLES @ 8" OC

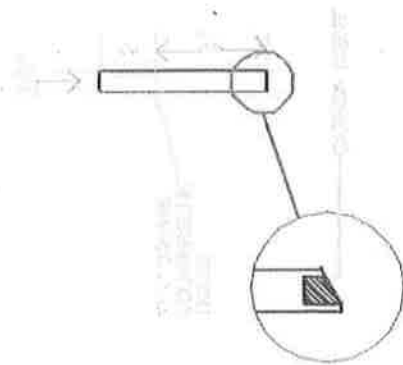


BLADE: CARBIDE STEEL SET  
TYPE: PLOW 44" - 6" TP  
NUMBER: 48-970-003  
DATE: 400



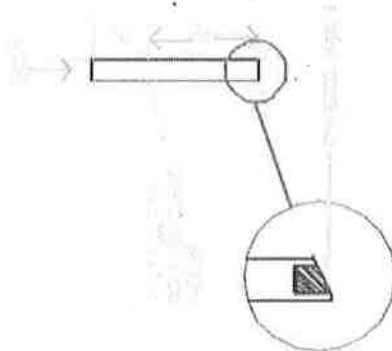
PART #48-970-004  
5 HOLES 8" OC

**BLADE: CARBIDE STEEL SET**  
**TYPE: PLOW 44" - 6" TP**  
**NUMBER: 48-970-004**  
**DATE: 400**





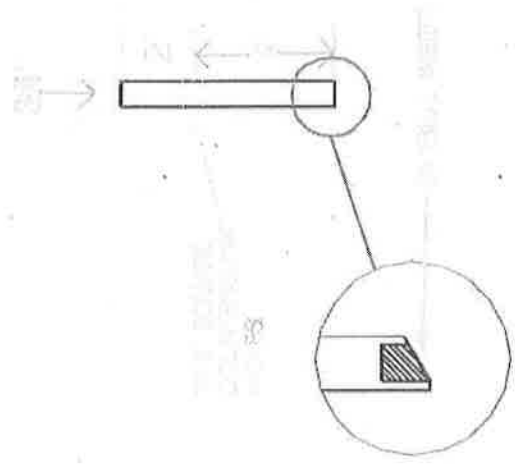
PART #48-870-005  
 3 HOLES 8" CG



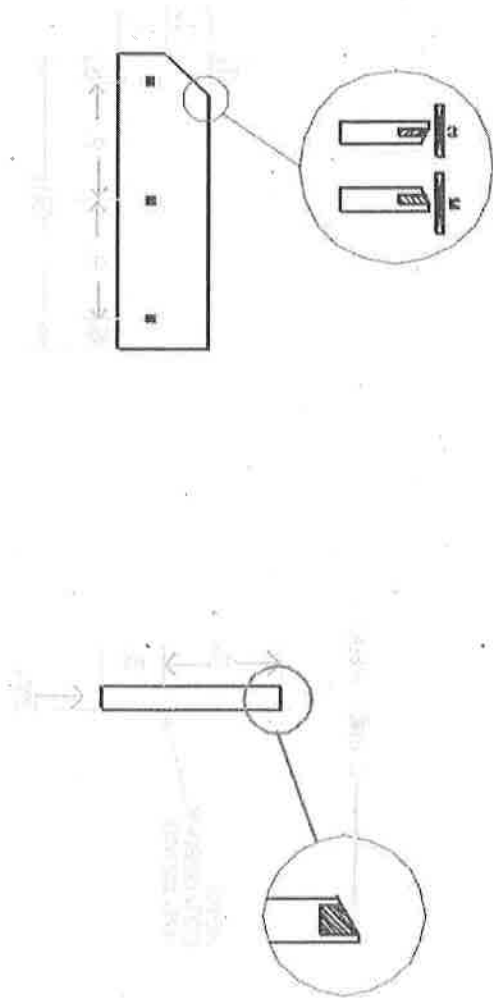
**BLADE: CARBIDE STEEL SET**  
**TYPE: PLOW 28" - 6" TP**  
**NUMBER: 48-970-005**  
**DATE: 400**



PART # 48-970-008  
9 HOLES 4" OC



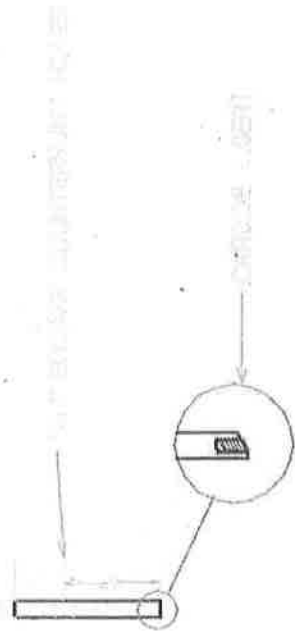
**BLADE: CARBIDE STEEL SET**  
**TYPE: PLOW 72" - 6" TP**  
**NUMBER: 48-970-008**  
**DATE: 604**



**NOTE: Orders will be right-hand (R) or left-hand (L) to designate the direction of the taper on the leading edge**

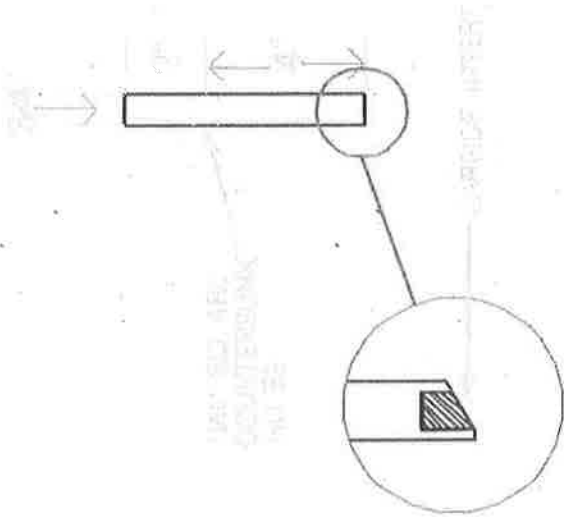
**BLADE: CARBIDE STEEL  
 TYPE: WING END SECTION  
 NUMBER: 48-970-013  
 DATE: 400**

BLADE: CARBIDE STEEL  
TYPE: GRADER 121 MOLDBOARD  
NUMBER: 48-870-011  
DATE: 3/02

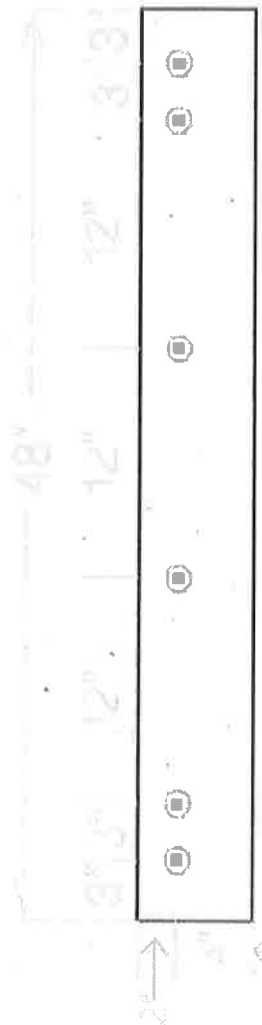




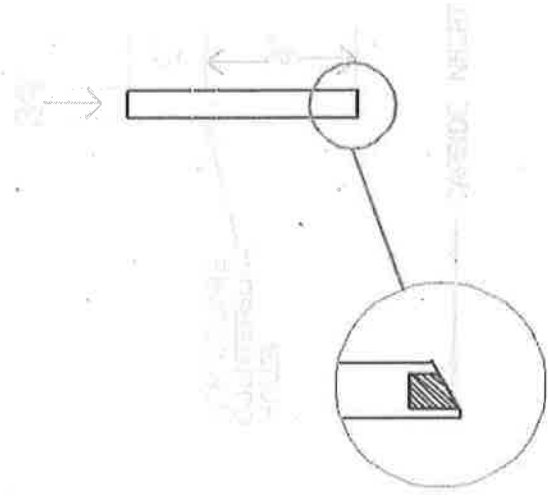
PART #48-970-020  
5 HOLES



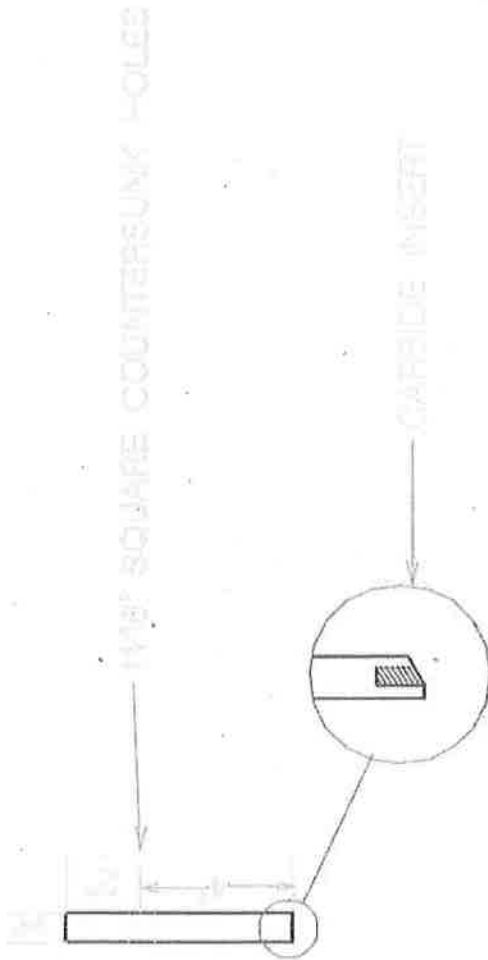
BLADE: CARBIDE STEEL  
TYPE: PLOW 36"-6" TP  
NUMBER: 48-970-020  
DATE: 604




PART # 48-970-021  
6 HOLES



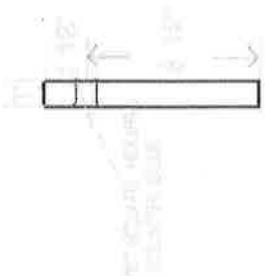
**BLADE: CARBIDE STEEL  
TYPE: PLOW 48"-6" TP  
NUMBER: 48-970-021  
DATE: 604**




**BLADE: CARBIDE STEEL**  
**TYPE: JOHN DEERE MOLDBOARD**  
**NUMBER: 48-970-030**  
**DATE: 604**



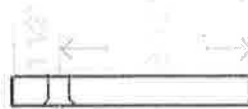
PART #48-960-002  
& HOLES 8" OC



**BLADE: HARDENED STEEL SET**  
**TYPE: PLOW 60" - 8" TP**  
**NUMBER: 48-960-002**  
**DATE: 600**




PART #48-960-003  
9 HOLES 8" OC




BLADE: HARDENED STEEL SET  
TYPE: PLOW 72" - 8" TP  
NUMBER: 48-960-003  
DATE: 600



PART #45-900-010  
7 HOLES



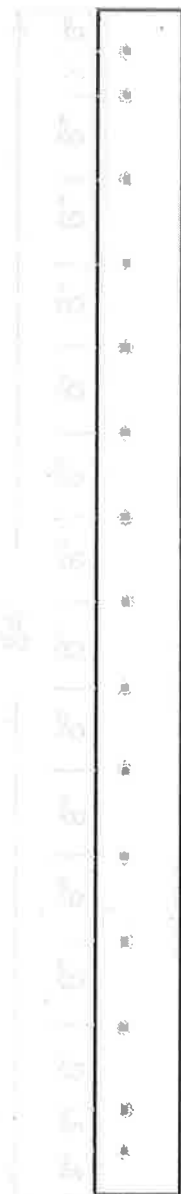
**BLADE: HARDENED STEEL SET**  
**TYPE: PLOW 60" - 8" TP**  
**NUMBER: 48-960-010**  
**DATE: 604**



72" - 48-960-011  
6 HOLES




**BLADE: HARDENED STEEL SET**  
**TYPE: PLOW 72" - 8" TP**  
**NUMBER: 48-960-011**  
**DATE: 604**




1/2" SQUARE COUNTERSINK HOLES


**BLADE: HARDENED STEEL**  
**TYPE: JD MOLDBOARD 8" TP**  
**NUMBER: 48-960-030**  
**DATE: 604**



17 SQUARE HOLES 8' OC

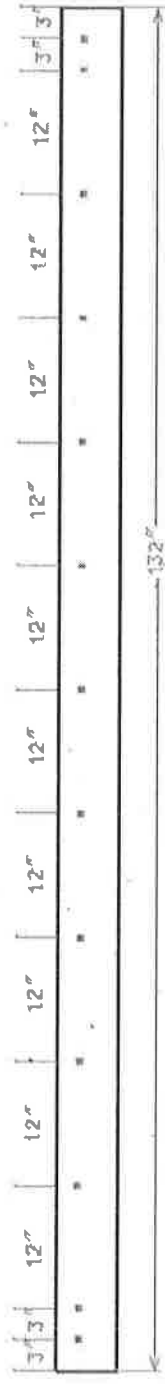


BLADE: REGULAR STEEL  
TYPE: PLOW 11-8" CP  
NUMBER: 48-810-001  
DATE: 4/00



17 SQUARE HOLES 8" CC


BLADE: REGULAR STEEL  
TYPE: PLOW 11'-6" TP  
NUMBER: 48-010-002  
DATE: 400



13 SQUARE HOLES 12" C/C



BLADE: REGULAR STEEL  
 TYPE: PLOW 11'-6"  
 NUMBER: 48-910-020  
 DATE: 6/04

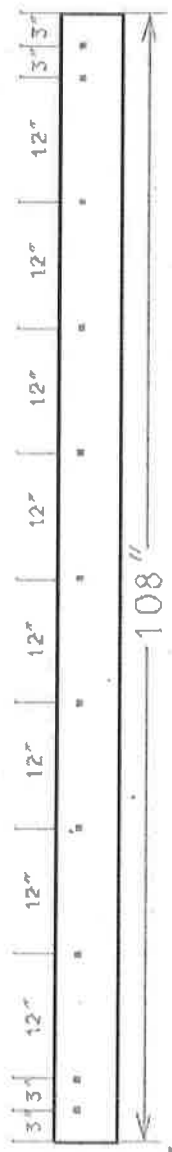


12 SQUARE HOLES 12" C/C

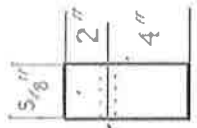


1 1/16" SQUARE HOLE

BLADE: REGULAR STEEL  
 TYPE: PLOW 10'-6" TP  
 NUMBER: 48-910-021  
 DATE: 6/04




11 SQUARE HOLES 12" C/C



1 1/16" SQUARE HOLE

BLADE: REGULAR STEEL  
 TYPE: PLOW 9'-6"  
 NUMBER: 48-910-022  
 DATE: 6/04




14 SQUARE HOLES 8" CC

BLADE: REGULAR STEEL  
TYPE: WING 8' - 8" CP  
NUMBER: 48-920-002  
DATE: 3/02





GRADE: REGULAR STEEL  
 TYPE: WMS 8" - 8" TP  
 NUMBER: 45-400-008  
 DATE: 4/00




BLADE: REGULAR STEEL  
 TYPE: WING 9' - 8" TP  
 NUMBER: 48-820-004  
 DATE: 400



**GRADE: REGULAR STEEL**  
**TYPE: GRADER WING 12' - 8" CP**  
**NUMBER: 48-480-005**  
**DATE: 3/02**

18 HOLES 8" OC



BLADE: REGULAR STEEL  
 TYPE: LOADER JD 544E  
 NUMBER: 48-940-001  
 DATE: 302

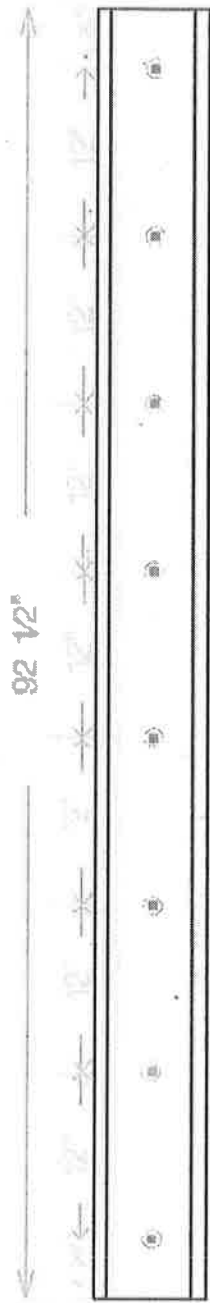


NOTE: 1 SET = 2 END PIECES + 2 CUTTING EDGES

7/8" COUNTERSUNK HOLES



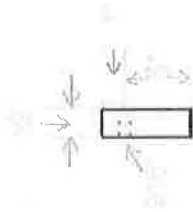
BLADE: REGULAR STEEL  
TYPE: LOADER 544G  
NUMBER: 48-940-002  
DATE: 600




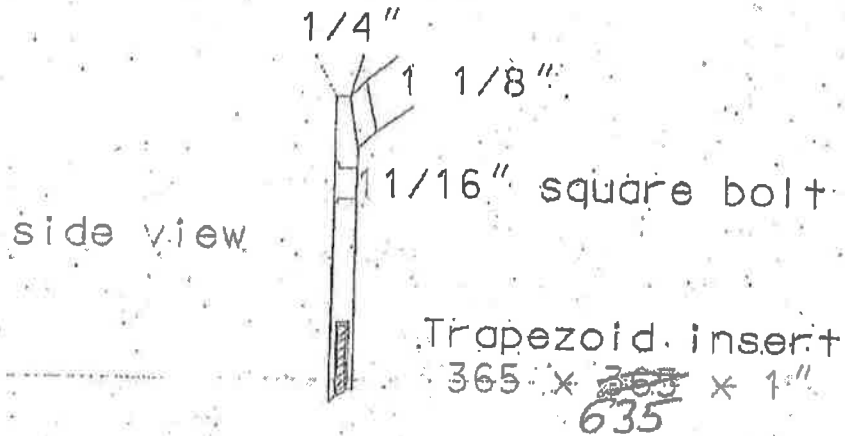
**BLADE: REGULAR STEEL**  
**TYPE: JD 310/410**  
**NUMBER: 48-940-003**  
**DATE: 302**




B SQUARE HOLES 12 1/2" CC



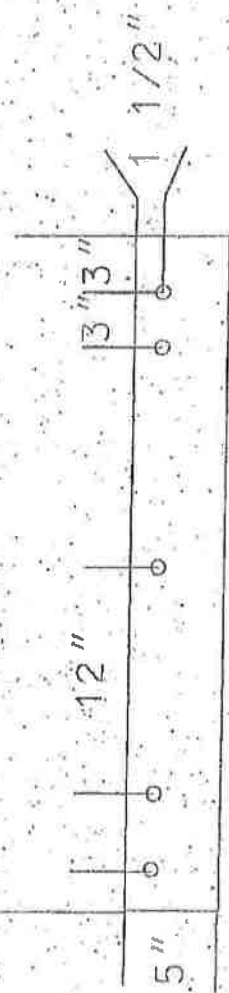
BLADE: REGULAR STEEL  
TYPE: PLOW 8' FISHER  
NUMBER: 48-940-021  
DATE: 604





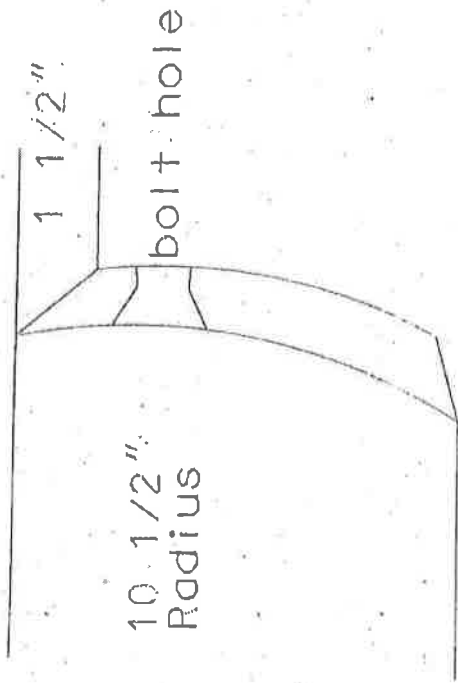
side view

3 ft carbide slusher blade

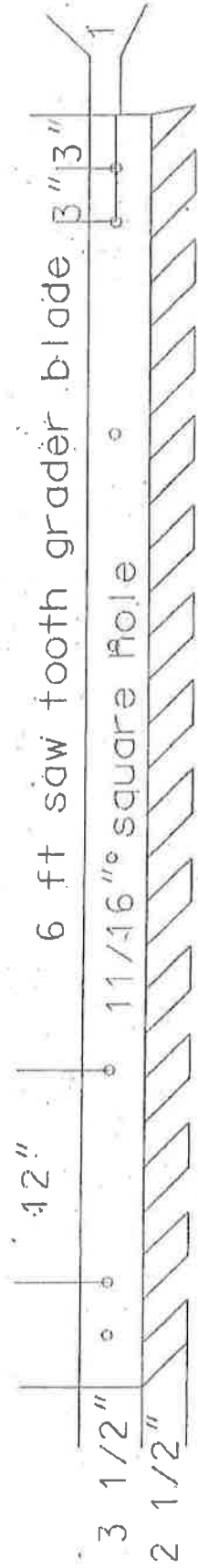


code 62030001006

1 1/16" square holes



side view



Code 62030001014



**SNOW PLOW BLADE CUTTING EDGES  
DETAILED SPECIFICATIONS  
IDAHO**

**TUNGSTEN CARBIDE TIPPED**

**I. MATERIAL SPECIFICATIONS**

**A. BLADES**

1. The blade shall be  $\frac{3}{4}$ " (three-quarters of an inch) thick flat, hot-rolled finished steel SAE 1020, or ASTM A36 Structural Grade hot rolled flat bar.
2. Punching shall be  $\frac{11}{16}$ " square holes countersunk to receive  $\frac{5}{8}$ " diameter No. 3 plow bolts.
3. Location and spacing of the holes shall be as shown on the attached drawing, specifically "SNOW PLOW CUTTING EDGE,"
4. The groove of the carbide inserts shall be milled in the center of the blade edge.
5. Center of holes shall be in line within  $\frac{1}{32}$ " of established centerline.
6. Lengths of finished blade assemblies shall be 3' and 4' – See Bid Schedule for requested quantities of both lengths.

**B. TUNGSTEN CARBIDE INSERTS**

1. The inserts shall be high shock WC grade virgin tungsten carbide with a cobalt content not less than 11% or more than 12.5%.

Density: 14.1 Minimum to 14.6 Maximum GMSLCC  
Hardness: 87.5 Minimum to 89.0 Maximum Rc. "A" Scale  
Transverse Rupture Strength: Minimum 300,000 PSI

**"The carbide insert manufacturer and/or bidder shall furnish certification WITH HIS BID SUBMITTAL that the inserts meet the specifications as outlined in this document. Failure to supply such certification with bid submittal will result in the bid being declared non-responsive."**

2. Inserts shall be a trapezoid design of the following dimensions:  
Height: .635" +/- 0.005" (long angle)  
Width: .365" +/- 0.010"  
Length: 1" nominal  
Bottom Angle: 25 degrees with a nose radius of  $\frac{1}{16}$ " minimum

**C. BRAZING AND ASSEMBLY**

1. The brazing material shall be high strength alloy type.
2. The braze shear strength shall be minimum 30,000 PSI.

3. The tungsten carbide inserts shall be positioned in the milled groove at .010 between the inserts the entire length of each cutting edge section.
4. The inserts shall be brazed on all sides consistent with sound brazing practice with no evidence of voids, use of shims, or fillers.
5. Each blade section to contain one insert one inch nominal length for each inch of blade section length.
6. The complete cutting edge shall consist of a combination of three sections with the two end sections interchangeable.
7. The difference between the highest and lowest tip point not to exceed 1/32" on any given blade assembly.
8. The finished blade sections shall be free of warpage and longitudinal deviation not to exceed 1/8" in a four-foot blade section.
9. Each blade section shall be identified with manufacturer's identification label, stamp or stencil on each end of the section.
10. The finished blade sections shall have markings showing the front edge of the blade to avoid improper mounting.
11. The finished blade section shall be given one coat of rust resistant lacquer.

## **II. CERTIFICATION**

Each blade shipment must be accompanied with certification documentation, specifically:

1. A Certificate of Conformance listing or stating
  - a. Manufacturer Work/Job Order Number
  - b. Raw Material lot numbers used in production
  - c. Manufacturing date
  - d. Manufacturer Quality Inspection Manager with contact information
  - e. Conformance to bid specifications
2. Raw Material Certificates of Analysis (aka, "mill" certs)
  - a. Steel
  - b. Tungsten Carbide

## **III. DELIVERY AFTER RECEIPT OF ORDER (ARO)**

All orders must be received by the ordering District(s) within 90 calendar days after order placement. Each District is responsible for placing orders using a Purchase Order.

## **IV. DELIVERY REQUIREMENTS**

It shall be the responsibility of the successful bidder to deliver to an area designated by the District Supply Operations Supervisor(s). A forklift with operator will be provided by the District to assist in unloading.

Blades sections will be bundled with like blades when shipped; do not mix blades in bundles. The blades must be packaged or banded in a manner so that they may be unloaded by a forklift.

Deliveries are to be made between the hours of 8:30 AM to 11:30 AM and 1:00 PM to 4:00 PM Local Time, on weekdays only. No deliveries will be accepted after these hours. No deliveries will be accepted on Saturdays, Sundays and Holidays.

The successful vendor is to notify the customer at the delivery location of any shipment at least 24 hours prior to delivery.

**SNOW PLOW BLADE CUTTING EDGES  
DETAILED SPECIFICATIONS  
MASSACHUSETTS**

The following general requirements shall apply to all plow blades, both carbon steel and tungsten carbide edge, to be supplied under the Contract governed by this specification.

**Shearing:**

Shearing is to be within 1/16" of actual dimensions as shown on blueprints, to be clean cut with no burrs. **Flame cuts will not be accepted.**

**Blade Sizes:**

The length and width of all blades shall be as shown on the accompanying drawings with a maximum tolerance of + or - 1/16".

**Punching:**

Punching shall be square holes to receive plow bolts. **Plow bolts shall not be supplied.** Sizes, location and spacing of the holes shall be shown on the attached drawings. Maximum horizontal and vertical tolerance on placement of the centerlines of the punched holes shall be + or - 1/16". **HOLES MUST BE SQUARE. ROUND HOLES ARE UNACCEPTABLE.**

**Painting:**

Plow blade shall be painted with a black rust-inhibiting paint on both sides to prevent rusting while being stored.

**Bundle Size:**

Blade edges are to be bundled in lots of ten (10) each of the same type and **bundles are to be strapped together using a 1" strap at three locations.**

**Chemical Analysis:**

The manufacturer shall take a test ingot during the pouring of each melt of steel used in the manufacture of plow blade cutting edges supplied under this specification. The chemical composition shall be reported to the Department for each delivery of cutting edges and for each melt represented in the shipments means of a Certified Mill Test Report of each heat of steel used. The chemical composition shall conform to the requirements set forth in the paragraph **Chemical Composition** below. Any shipment not accompanied by a certified chemical analysis shall be rejected and returned at the Contractor's expense. The Contractor shall replace any blades returned with certified blades within fifteen (15) business days of notification.

**Chemical Composition:**

**Carbon Steel Cutting Edges:**

The blades shall be made from flat hot-rolled open hearth carbon steel conforming to S.E.A. C-1090 of latest issue and shall have a Brinell hardness of 275 min. and 325. Max. and shall conform to the following analysis of chemical composition.

PERCENTAGE		
<u>Element</u>	<u>Min.</u>	<u>Max.</u>
• Carbon	• 0.85	• 1.00
• Manganese	• 0.60	• 0.90
• Phosphorous	•	• 0.04
• Sulphur	•	• 0.05
• Silicon	•	• 0.30

**Tungsten Carbide Tipped Plow Blade Cutting Blade:**

**Plow Blade**

The blades shall be made from flat hot-rolled finished steel conforming to S.A.E. 1021 of latest issue and shall conform to the following analysis of chemical composition:

Percentage		
<u>Element</u>	<u>Min.</u>	<u>Max.</u>
Carbon	0.18	0.23
Manganese	0.60	0.90
Phosphorous		0.04
Silicon		0.05

**Tungsten Carbide Inserts:**

The inserts shall be fabricated of high stock WC grade tungsten Carbide having cobalt content between 10% and 12%.

	<u>Min.</u>	<u>Max.</u>
Specific Gravity	14.1 min	14.6 max
Hardness:	87.5 min	87.5 min Rockwell "a" Scale
Transverse Rupture Strength	350,000 psi. Min	

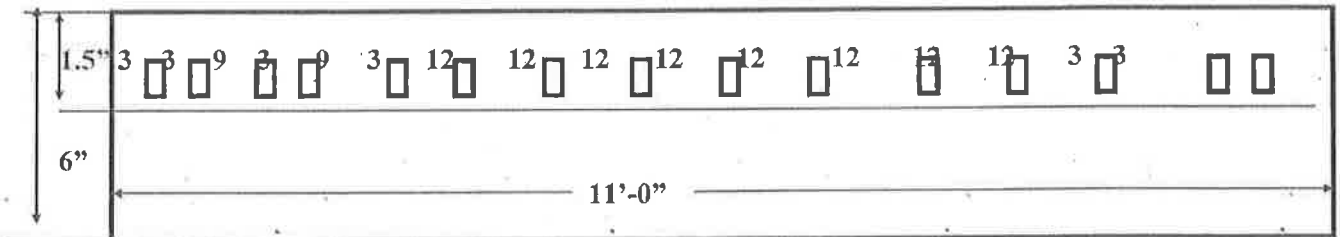
The carbide insert manufacture shall furnish with each shipment certification to the purchaser that the inserts conform to the requirements set forth above and Do Not Contain Any Reclaimed Hard scrap Tungsten Carbide. Any shipment delivered without the required certification shall be returned to the Contractor at his expense. The Contractor shall replace all rejected blades with certified blades.

The Contractor shall replace any blades returned within fifteen (15) business days of notification.

The following list of plow blades is to be included on this contract:

<b>Line Item</b>	<b>Size and Description</b>
00010	Viking Plow 1/2" x 6" x 132"
00020	Snow King Plow 3/4" x 6 x 108"
00030	3 ft carbide blade
00040	4 ft carbide blade
00050	41 1/2" x 10" blade (J.D. cutting edge for 544GH loader John Deere DWG # T146673)
00060	14" x 8 1/8" blade (J.D. cutting edge for 544GH loader John Deere DWG # T146672)
00070	Steel plate 1/2" x 8" x 6"
00080	Viking Plow 1/2" x 6" x 120"
00090	Snow King Plow 3/4" x 6" x 96"
00100	Fisher Plow 5/8" x 8" x 96"
00110	John Deere Bucket weld on cutting Edge 1" x 8" x 100"

**LINE ITEM # 00010**



**SIZE: 1/2" X 6" X 132"**

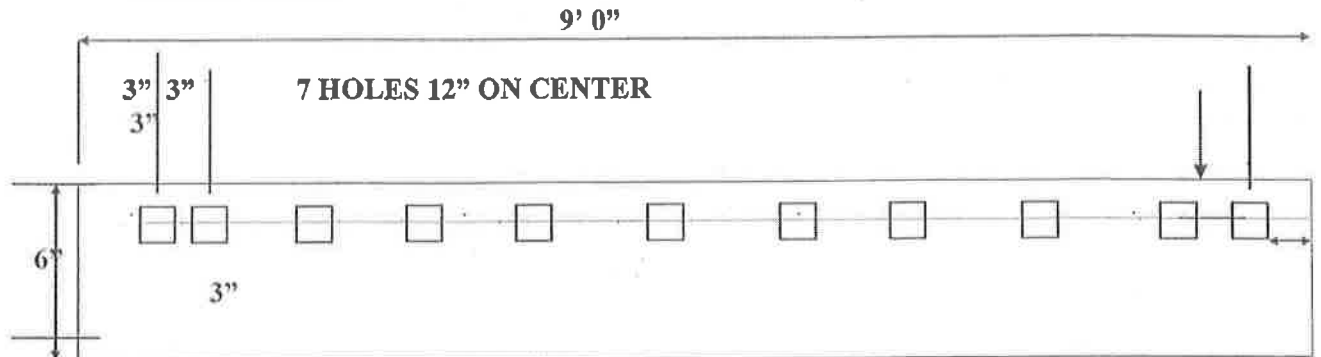
All holes to be punched 15 holes 11/16" sq. Spaced as shown above.

Plow Blade 1/2" thick

From left to right first two (2) are 3" apart on center, then 9" on center, then 3" on center, then 9" on center, then 3" on center, then the next 7 holes are 12" on center, then 3" on center, then 3" on center

For the Viking plows

Line Item # 00020



**SIZE: 3/4" X 6" X 108"**

**All holes to be punched 11 holes 11/16" sq. Spaced as shown above.**

**Plow Blade 3/4" thick**

**From left to right first two (2) are 3" apart on center, and then the next 7 holes are 12" on center, then 3" on center, then 3" on center**

**For the Snow-King Plows**

**Line Item # 00030**

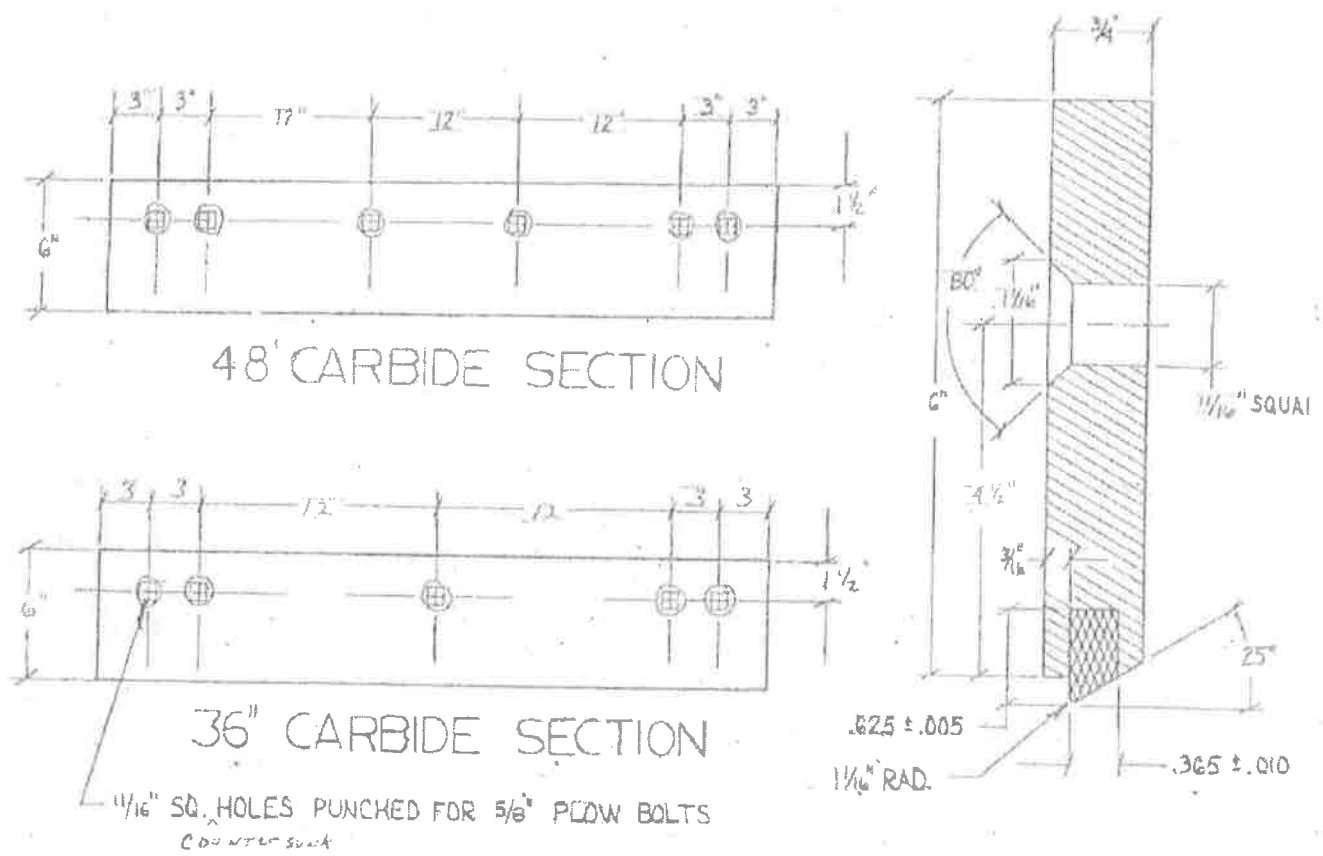
**Three (3) Foot Tungsten Carbide Edge Plow Blades**  
**Size: 36" x 6" x 3/4"**

**Line Item # 00040**

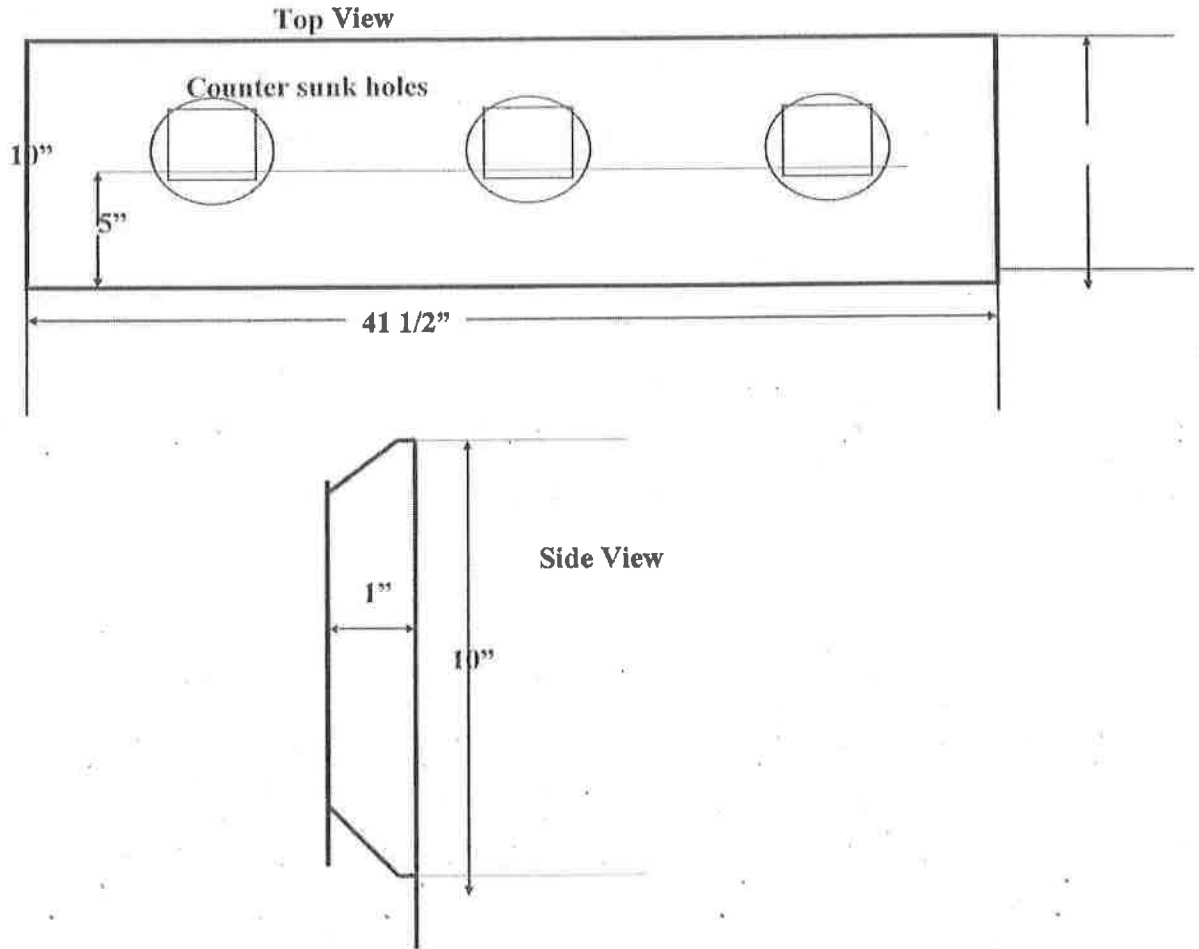
**Four (4) Foot Tungsten Carbide Edge Plow Blade**  
**Size: 48" x 6" x 3/4"**

**All Holes To Be Punched**

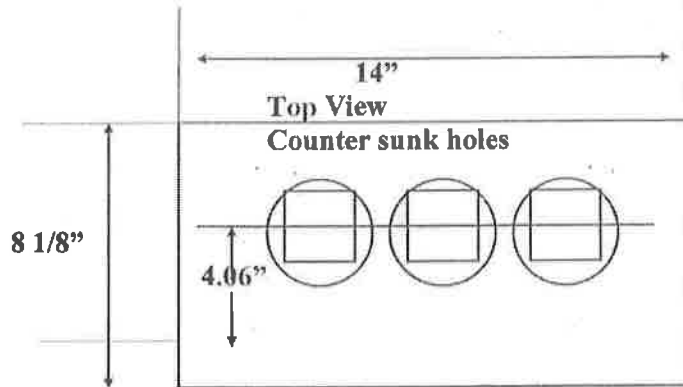
**5 Holes 11/16" sq. Spaced as Shown Above**  
**Plow Blades 3/4" Thick**



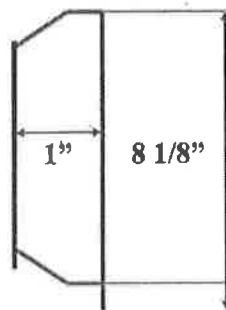
Line Item # 00050  
John Deere Cutting Edge for 544GH loader  
John Deere DWG # T146673  
Size; 1" x 10" x 41.5" Blade  
Double Bevel Flat  
Bolt Size = 3/4" x 2 3/4"



Line Item # 00060  
John Deere Cutting Edge for 544GH loader  
John Deere DWG # T146672

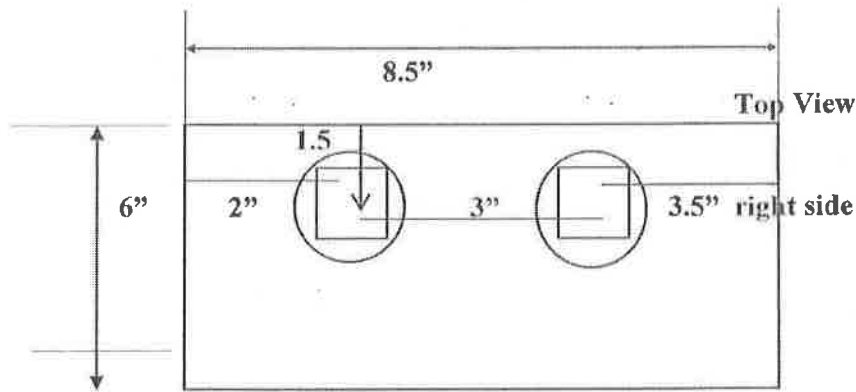


Size; 1" x 14" x 8 1/8" Blade  
Double Bevel Flat  
Bolt Size = 3/4" x 2 3/4"



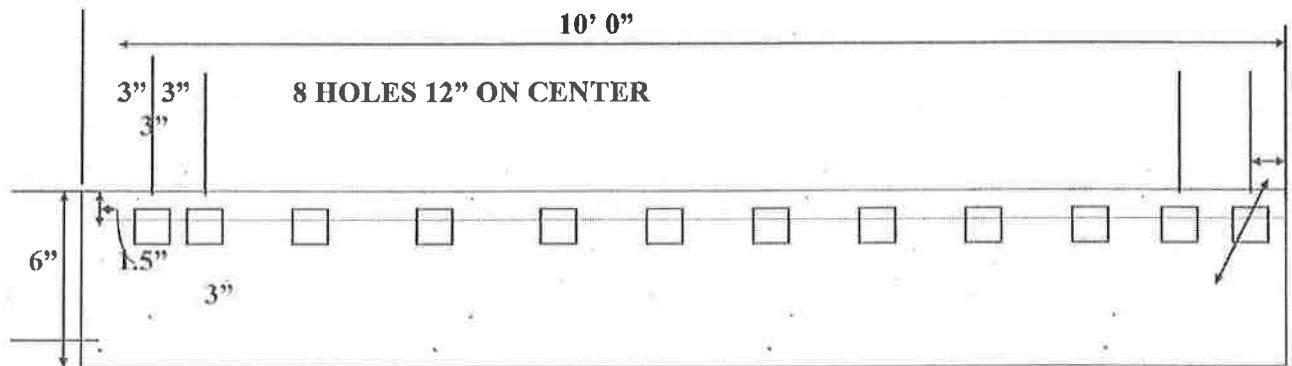
Side View

Line Item # 00070



Counter sunk holes  
Holes are 1 1/2" FROM TOP  
Size; 5/8" x 6" x 8.5" Blade  
Steel Plate to make curb shoes

Line Item # 00080



SIZE: 1/2" X 6" X 120"

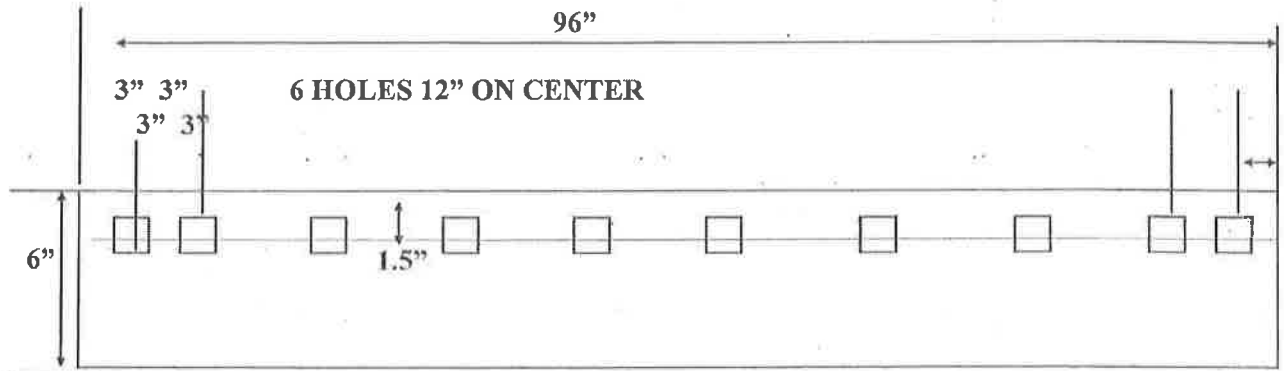
All holes to be punched 12 holes 11/16" sq. Spaced as shown above.

Plow Blade 1/2" thick

From left to right first two (2) are 3" apart on center, and then the next 8 holes are 12" on center, then 3" on center, then 3" on center

For the Viking Plows

Line Item # 00090



SIZE: 3/4" X 6" X 96"

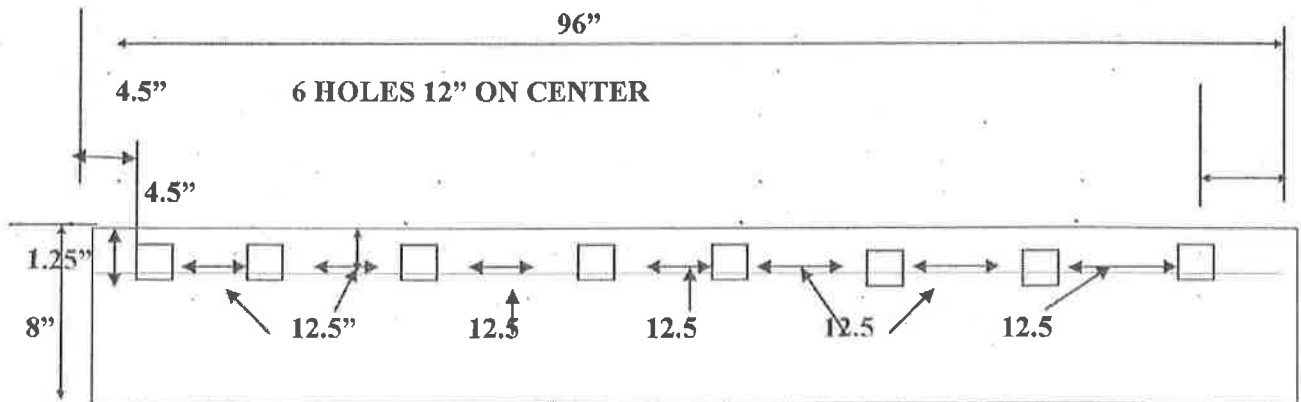
All holes to be punched 10 holes 11/16" sq. Spaced as shown above.

Plow Blade 3/4" thick

From left to right first two (2) are 3" apart on center, and then the next 6 holes are 12" on center, then 3" on center, then 3" on center

For the Snow King Plows

Item # 00100



**SIZE: 5/8" X 8" X 96"**

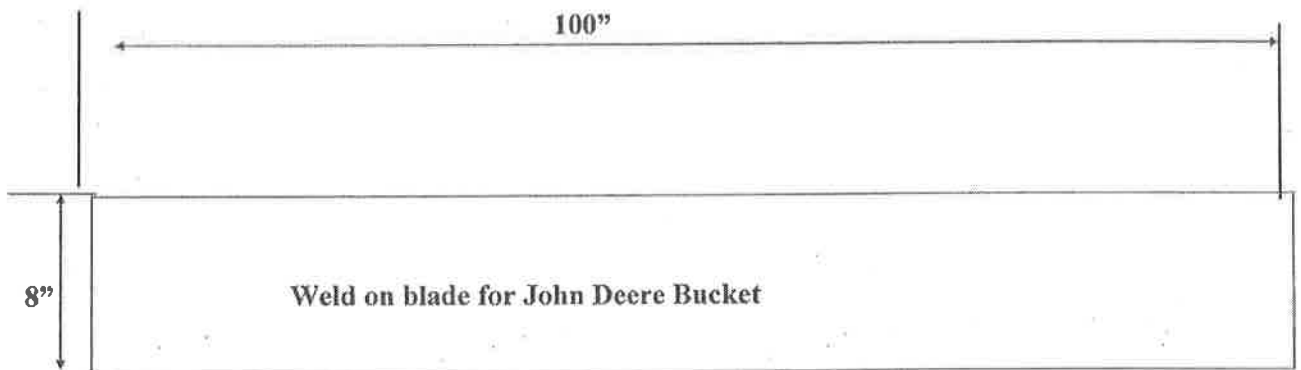
**All holes to be punched 6 holes 11/16" sq. Spaced as shown above.**

**Plow Blade 5/8" thick**

**From left to right first hole is 4.5" apart on center, and then the next 6 holes are 12.5" on center, then the last hole is 4.5" on center from the right side end**

**For the Fisher Plows**

**Item # 00110**



**SIZE: 1" X 8" X 100"**

**KÜPER**

**KÜPER**

**Kueper Plow Blade**

**Specification:**

TUCA SX Carbide Tipped Snowplow  
Blades

**Presented by Kueper North America, LLC**

**2012**

**KÜPER®**

**About this Specification**

© 2012 Kueper North America, LLC. All Rights Reserved. All other brands and names may be trademarks of their respective owners and are used for explanation without intent to infringe.

## 1. Description:

This specification covers snowplow blades with tungsten carbide inserts free floating in vulcanized rubber with the configuration of -STEEL-RUBBER-STEEL WITH CARBIDE INSERTS-RUBBER - STEEL.

## 2. Materials:

### Front Steel Plate:

Wear resistant steel with an average hardness of 400 HB,

1. matching the wear and hardness specifications of Dillidur 400 V.
  - **Front Steel Plate thickness: 8 mm**
  - **Hardness: 400 HB (43 Rockwell C, 114 Rockwell B)**
  - **Tensile Strength: U.T.S. = 1300 MPa**
  - **Yield Point: Y.P. = 1000 MPa**
  - **Tolerances according to specifications of Dillidur 400V.**
  - **Shape: Front plate to be formed in a "wave" shape in order to better deflect snow into the mold-board of the plow. Front plate to have triangular openings as wear indicator and to permit snow to cool the carbide.**

### Back Steel Plate:

Wear resistant steel with an average hardness of 400 HB

2. matching the specifications of Dillidur 400 V.
  - **Back Steel Plate thickness: 8 mm**
  - **Hardness: 400 HB (43 Rockwell C, 114 Rockwell B) (tolerance  $\pm 30$  HB)**
  - **Tensile Strength: U.T.S. = 1300 MPa**
  - **Yield Point: Y.P. = 1000 MPa**
  - **Tolerances according to specifications of Dillidur 400V.**
  -
3. **Rubber: The blade shall have a wear resistant rubber body, vulcanized between the two steel plates with tungsten carbide holders and inserts embedded within the rubber.**
4. **Tungsten Carbide Inserts:**
  - **Tungsten carbide inserts shall be centrally embedded on the lower end of a steel plate (=steel carbide holder).**
  - **The inserts shall be a high shock WC Grade of tungsten and shall meet Virgin Tungsten Carbide quality specifications and the following requirements:**
    1. **Hardness: 1100-1300 HV10 ISO 3878**
    2. **Bending Strength: 2700 N/mm (squared) ISO 3327**
    3. **Average Grain Size: 5 – 7  $\mu$ m**
    4. **Density: 14,40 g/cm<sup>3</sup> ISO 3369**
    5. **Insert Dimensions:**
    6. **Height: 17,5 mm**
    7. **Width, 8 mm**
    8. **The groove for the carbide shall be milled in the center of the steel carbide**

holder. The groove shall be milled to a depth that will allow the inserts to be brazed flush with the bottom edge of the carbide holder.

9. Each insert shall be max. two-inches nominal length.

10. The inserts shall be brazed on all contact surfaces consistent with sound brazing practice with no evidence of voids or use of shims. Brazing shall be of such strength and quality as required to prevent movement or loss of the inserts during use.

### 3. Finished Blades

#### 3.1 Overall blade dimensions:

1. **Blade Thickness in wear area: 40 mm (tolerance  $\pm$  2mm)**
2. **Overall Blade Height: 187 mm (tolerance  $\pm$  2mm)**

**3.2 Physical Requirements.** All blades shall be straight and free from flaws and injurious defects, and shall have workmanlike finish.

3.3 Tungsten carbide holders shall be placed free-floating in the rubber body. Thus there has to be a slight gap between two holders in order for the holders to act independently of one another and "flex". In length carbide inserts should cover no less than 90% of the total length of the blade.

3.4 Punching shall be square or round holes. Details, location, and spacing of the holes shall be to customer requirements.

3.5 Blade punching will be of such accuracy, both for the spacing between holes and for the spacing between the end hole and the end of the blade, that the blades will fit the moldboards, thus making the blade sections interchangeable.

3.6 Blades shall be painted and any paint used to coat the blades shall be dry prior to shipment and shall not smear or track during handling.

3.7 Each blade element should provide the name of the manufacturer and a serial number for quality control.

3.8 Finished blade sections shall be provided in units of three (3) feet, four (4) feet, five (5) feet, or any other measure in length.

3.9 The finished blade section shall be fully assembled by the manufacturer and require no additional assembly, no additional parts or hardware, and no mounting hardware other than bolts and nuts.

Figure 1: Blade Dimensions

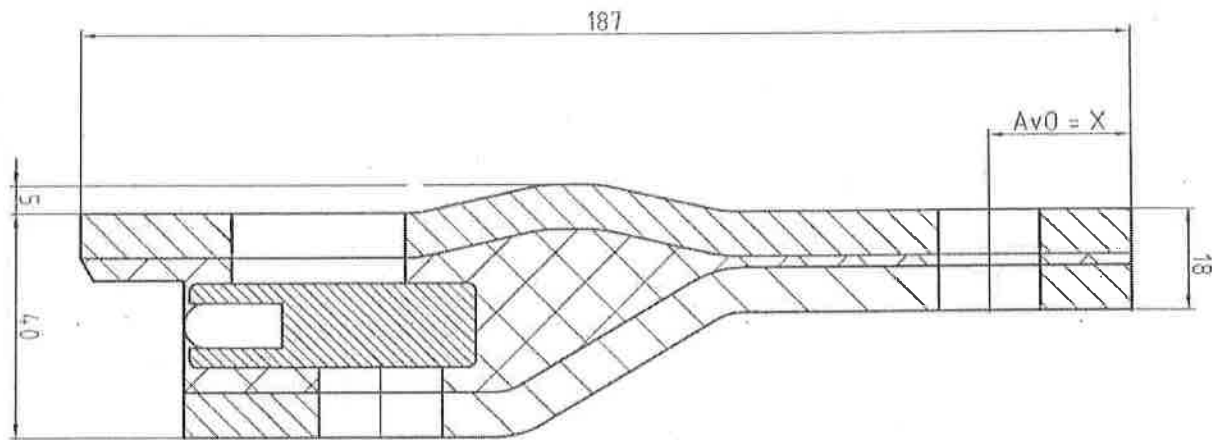
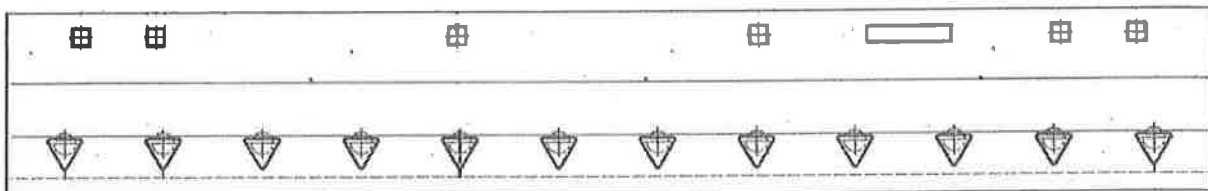


Figure 2: AASHTO Hole Positioning (4')



**SNOW PLOW BLADE CUTTING EDGES  
DETAILED SPECIFICATIONS  
ALASKA**

**No. 1 - Regular Curved Blades:**

Blades shall be heat treated, through hardened, with a Rockwell hardness of 43 to 55 or a Brinell hardness of 408 to 548, and rated EXTREME SERVICE. Blade width shall be 8 inches. Blades shall have the following bolt hole spacing: the first two holes on each end of the blade shall be 3 inches apart; the remaining holes shall be 6 inches apart. Example: (3-3-6-6). Bolt holes shall be square and countersunk.

Length of blades shall be one of the following standard sizes:

- 1-a: 3 feet
- 1-b: 4 feet
- 1-c: 6 feet
- 1-d: 7 feet
- 1-e: 8 feet

Blade thickness shall be either:

- 1-f: 3/4 inch
- 1-g: 1 inch

Blades shall be curved with double bevel sections having standard AASHTO highway punching for either:

- 1-h: 5/8 inch diameter bolts
- 1-i: 3/4 inch diameter bolts

**No. 2 - Regular Flat Blades / Heat Treated:**

Blades shall be heat treated, through hardened, with a Rockwell hardness of 43 to 55 or a Brinell hardness of 408 to 548. Blades shall be either top punched or center punched, as specified in the order. Blades shall have the following bolt hole spacing: the first two holes on each end of the blade shall be 3 inches apart; the remaining holes shall be 6 inches apart (3-3-6-6). Bolt holes shall be square and countersunk.

Length of blades shall be one of the following standard sizes:

- 2-a: 4 feet
- 2-b: 5 feet
- 2-c: 6 feet
- 2-d: 7 feet
- 2-c: 8 feet
- 2-f: 9 feet
- 2-g: 10 feet

- 2-h: 11 feet
- 2-i: 12 feet
- 2-j: 14 feet

Blade width shall be either:

- 2-k: 6 inches
- 2-l: 8 inches
- 2-m: 10 inches

Blade thickness shall be either:

- 2-n: 1/2 inch
- 2-o: 3/4 inch
- 2-p: 7/8 inch
- 2-q: 1 inch

Blades shall be flat sections having standard AASHTO highway punching for either:

- 2-r: 5/8 inch diameter bolts
- 2-s: 3/4 inch diameter bolts

### **No. 3 - Regular Flat Blades / High Carbon:**

Blades shall be high carbon with a Rockwell hardness of 24 to 36 or a Brinell hardness of 247 to 337. Blades shall be either top punched or center punched, as specified in the order. Blade width shall be 8 inches. Blades shall have the following bolt hole spacing: the first two holes on each end of the blade shall be 3 inches apart; the remaining holes shall be 6 inch apart (3-3-6-6). Bolt holes shall be square and countersunk.

Length of blades shall be one of the following standard sizes:

- 3-a: 9 feet
- 3-b: 12 feet
- 3-c: 14 feet

Blade thickness shall be either:

- 3-d: 3/4 inch
- 3-e: 5/8 inch
- 3-f: 7/8 inch

Blades shall be flat sections having standard AASHTO highway punching for either:

- 3-g: 5/8 inch diameter bolts
- 3-h: 3/4 inch diameter bolts

### **No. 4 - Scarifier Blades/1.4" Tooth Width:**

Blades shall be heat treated, through hardened with a Rockwell hardness of 38 to 50 or a Brinell hardness of 357 to 488. Blade width shall be 8 inches. Blades shall have the following bolt hole spacing: the first two holes on each end of the blade shall be 3 inches apart; the remaining holes shall be 6 inches apart (3-3-6-6). Bolt holes shall be square and countersunk.

Length of blades shall be one of the following standard sizes:

- 4-a: 3 feet
- 4-b: 4 feet
- 4-c: 6 feet
- 4-d: 7 feet

Blade thickness shall be either:

- 4-e: 3/4 inch
- 4-f: 1 inch

Blades shall be curved, double bevel sections, having standard AASHTO highway punching for either:

- 4-g: 5/8 inch diameter bolts
- 4-h: 3/4 inch diameter bolts

Teeth shall be of straight design with 1 inch spacing. Teeth shall be 1.4 inch wide by either:

- 4-i: 4.25" long
- 4-j: 2.5" long

### **No. 5 - Scarifier Blades / 2.5" Tooth Width:**

Blades shall be heat treated, through hardened, with a Rockwell hardness of 38 to 50 or a Brinell hardness of 357 to 488. Blade width shall be 8 inches. Blades shall have 2.5 inch tooth width. Blades shall have the following bolt hole spacing: the first two holes on each end of the blade shall be 3 inches apart; the remaining holes shall be 6 inches apart (3-3-6-6). Bolt holes shall be square and countersunk.

Length of blades shall be one of the following standard sizes:

- 5-a: 3 feet
- 5-b: 4 feet
- 5-c: 6 feet
- 5-d: 7 feet

Blade thickness shall be either:

- 5-e: 3/4 inch
- 5-f: 5/8 inch

5-g: 1 inch

Blades shall be curved, double bevel sections, having standard AASHTO highway punching for either:

5-h: 5/8 inch diameter bolts

5-i: 3/4 inch diameter bolts

Teeth shall be of straight design with 1-1/2" spacing. Teeth shall be 2-1/2" wide by either:

5-j: 4.25 inch long

5-k: 2.5 inch long

### **No. 6 - Single Carbide Insert Blades:**

Blades shall be flat, hot rolled steel, must meet or exceed grade SAE 1020 specifications. Length of blades shall be one of the following standard sizes:

6-a: 3 feet

6-b: 4 feet

6-c: 5 feet

Blade width shall be either:

6-d: 5 inches

6-e: 6 inches

6-f: 8 inches

Blade thickness shall be either:

6-g: 3/4 inch

6-h: 7/8 inch

6-i: 1 inch

Blades shall be top punched 1.5 inches from the top of the blade to the center of the line of bolt holes. The first two holes on each end of the blade shall be 3 inches apart, center-to-center, the remaining holes shall be 6 inches apart center-to-center. Example: (3"-3"-6"-6"-6"-6"-3"-3"). The slots for the carbide inserts shall be milled in the center of the blade edge. The inserts shall be high shock WC grade Tungsten Carbide with 11% to 12.5% cobalt content. The carbide density shall be 14.1 (min.) to 14.6 (max.) gms/cc. The carbide insert hardness shall be from 87.5 (min.) to 89.0 (max.) on the Rockwell "A" scale. The inserts shall be of trapezoidal design and measure approximately .635 inch high x .365 inch thick x 1 inch long. The bottom angle shall be 25 degrees with a 1/16 inch minimum nose radius.

Blades shall be punched with square countersunk holes for either:

6-j: 5/8 inch diameter bolts

**6-k:** 3/4 inch diameter bolts

### **No. 7 - Dual Carbide Insert Blades:**

Blades shall be flat, hot-rolled steel, must meet or exceed SAE 1020 specifications. Blade thickness shall be 7/8 inch. The blade length of the blade shall be one of the following standard sizes:

7-a: 2 feet

7-b: 3 feet

7-c: 4 feet

7-d: 5 feet

Blade width shall be either:

7-e: 5 inches

7-f: 6 inches

Blades are to be punched with square countersunk holes for either:

7-g: 5/8 inch diameter bolts

7-h: 3/4 inch diameter bolts

Blades shall be top punched 1.5 inches from the top of the blade to the center of the line of bolt holes. The first two holes on each end of the blade shall be 3 inches apart, center-to-center, the remaining holes shall be 6 inches apart center-to-center. Example: (3"-3"-6"-6"-6"-6"-3"-3"). The top edge of the blade (opposite the carbide edge) shall be beveled at a 32 degree angle leaving an approximately .34 inch blunt dimension at the end of the blade to fit to motor grader moldboards. There shall be two rows of Tungsten carbide inserts brazed into an open-faced recess along the entire bottom edge of the blade. The front row of inserts shall be rectangular and measure approximately .75" high x .32" thick with each insert approximately 2 inches long. The front row of inserts shall be a grade SP341 Macro crystalline type WC, tungsten carbide insert with a hardness of 83.5 - 85.0 on the Rockwell "A" scale. The second rear row of inserts shall be trapezoidal and measure approximately .63 inch high x .38 inch thick with each insert approximately 1 inch long. The bottom angle shall be 25 degrees with a 1/16 inch minimum nose radius. The second row of inserts to be a high shock WC grade of tungsten carbide with 11% to 12.5% cobalt content with a hardness from 87.5 (min.) to 89.0 (max.) on the Rockwell "A" scale.

### **No. 9 – Brand Specific Blades**

All blades in this lot are brand specific. Only Caterpillar Inc. **part number 109-3124** will be accepted. No substitutions.

**SNOW PLOW BLADE CUTTING EDGES  
DETAILED SPECIFICATIONS  
UTAH**

**1. General Information**

**2. References**

- 2.1 **ASTM B276-05(2010)** Standard Test Method for Apparent Porosity in Cemented Carbides (or latest edition)
- 2.2 **ASTM B294-10** Standard Test Method for Hardness Testing of Cemented Carbides (or latest edition)
- 2.3 **ASTM B311-08** Standard Test Method for Density of Powder Metallurgy (PM) Materials Containing Less Than Two Percent Porosity.
- 2.4 **ASTM B390-92(2000)** Standard Practice for Evaluating Apparent Grain Size and Distribution of Cemented Tungsten Carbides (or latest edition)

**3. Blade**

- 3.1 The blade shall be flat hot-rolled finished steel to meet or exceed specifications for A36 or 1020 - type steel.
- 3.2 Dimensions:
  - Length: Blade shall be 48" long, (-0.06", + 0.00" long.)
  - Height: 6" (+.09", -.06")
  - Thickness: 0.75" (3/4")
- 3.3 Punching shall be standard highway 11/16" square, counter-sunk to receive 5/8" diameter No. 3 head plow bolts, gauged 2" from the top of the blade to center of hole. The centerline of the holes shall be in line  $\pm 0.03$ " of established horizontal centerline and 0.06" of established vertical centerline.
- 3.4 Carbide inserts groove shall be milled in the center of the blade edge.
- 3.5 The finished blade section shall be free of warpage and longitudinal deviation not to exceed 0.125" in either direction in a four-foot section.
- 3.6 Identify each blade with the manufacturer's identification stamp or marking.
- 3.7 The finished sections shall have markings showing the front edge of the blade to avoid improper mounting.

**4 Tungsten Carbide Inserts**

- 4.1 The inserts shall be a high shock WC grade of tungsten carbide with
  - A. 11 to 12 percent cobalt content.
  - B. Tungsten carbide content 87.0 to 88.0 percent

- C. All other constituents – not more than 1.0 percent maximum
- 4.2 Each blade section to contain one insert, one-inch nominal length for each inch of blade section length.
- 4.3 Inserts shall be constructed of tungsten carbide, rectangular in design. Each blade shall contain 48 inserts with the following dimensions:
- |         |                  |
|---------|------------------|
| Height: | 0.760" +/- 0.010 |
| Width:  | 0.360" +/- 0.005 |
| Length: | 1" nominal       |
- 4.4 Using a statistically valid sampling plan determine the following parameters are met with a minimum confidence level of 95 percent:
- A. Surface cracks as determined by visual examination under a 3-power microscope – maximum of 15 percent of insets show cracks
- B. Density: 14.0 to 14.5 g/cc
- C. Hardness 88.0 to 90.5 HRA
- D. Porosity: (1) A00 – A04  
(2) B00 – B02  
(3) C00 – C04
- E. Grain size (1) 10M/10C  
(2) 15 percent or less of samples have no large voids or “void clusters” when viewed under a 200-power microscope
- 4.5 The tungsten carbide inserts shall be positioned in the milled groove at approximately .010” between the inserts the entire length of each cutting edge section.
- 4.6 The difference between the highest and the lowest tip point between any two adjacent inserts shall not exceed 0.03” on any blade assembly.
- 4.7 Quality control documentation - Vendor shall furnish documentation that quality control testing of carbide inserts was conducted at the tungsten carbide manufacturing plant to confirm that the inserts meet the requirements 4.1 through 4.4
- 4.8 Quality Assurance Testing – Customer will select samples from supplied blades and subject them to Quality Assurance Testing. If Quality Assurance Testing does not confirm that the blades do not meet the specification then the blades will be rejected.
- 4.9 Customer reserves the right to test any snow plow blade supplied under this specification at any time. If customer testing fails to confirm vendor-supplied test results, the shipment represented may be rejected.
- 4.10 Disposition of Rejected Blades – Vendor shall remove rejected blades from Customer property and replace them at no cost to customer.

- 4.11 Alternative Disposition of Rejected Blades – Customer at its' sole discretion, may elect to use rejected blades with a net 25% reduction in payment to the vendor.

## **5.0 Brazing**

- 5.1 Brazed alloy joint must be comprised of a high strength alloy material that has shear strength to withstand 30,000 minimum PSI. The filler material contains no cadmium.
- 5.2 Braze inserts on all sides consistent with sound brazing practice with no evidence of voids or use of shims. Due to the thickness of the braze joints between inserts it may be necessary for several inserts to be slightly shorter or longer than the nominal 1" length to insure the carbide insert runs the entire length of the blade without protruding from the end of the steel body.

**SNOW PLOW BLADE CUTTING EDGES  
DETAILED SPECIFICATIONS  
NEW HAMPSHIRE**

**TUNGSTEN CARBIDE TIPPED SNOW PLOW BLADES**

**1. BLADE**

- 1.1** Blades shall be flat hot-rolled finished steel SAE 1020 of domestic manufacture.
- 1.2** Punching shall be 11/16" square holes to receive 5/8" diameter carriage bolts. Location and spacing of the holes shall be as shown on the attached drawings.
- 1.3** The groove for the carbide inserts shall be milled in the center of the blade edge.
- 1.4** Center of holes shall be in line within 1/32" of established centerline.

**2. TUNGSTEN CARBIDE INSERTS**

- 2.1** The inserts shall be WC grade of tungsten carbide with 11% to 12% cobalt content.

**Density:** 14.1 minimum to 14.6 maximum.

**Hardness:** 87.5 minimum to 89.0 maximum Rockwell "A" Scale.

**Transverse Rupture Strength (P.S.I.):** 350,000 minimum.

**Porosity:** (ASTM B276-79) A 06  
B 00  
C 00

**2.3** Insert Design.

The inserts shall be trapezoidal in shape to the following dimensions:

**Height:** .750 + .005 (Long side)

**Width:** .365 + .010

**Length:** 1 in. nominal

**Bottom Angle:** 25 degrees with a nose radius of 1/16" minimum.

**2.4** A metallurgical evaluation of the carbide insert shall show no evidence of cross grade contamination. Evaluation to be based on a photo micrograph of a polished and etched specimen at 500X magnification.

**3. BRAZING**

**3.1** The brazing material shall be a high strength alloy type. The braze shear strength to be 30,000 psi minimum.

**3.2** The tungsten carbide inserts shall be positioned in the milled groove at .010 between the inserts the entire length of each cutting edge section.

**3.3** The inserts shall be brazed on all sides consistent with sound brazing practice with no evidence of voids or use of shims.

**3.4** Each blade section to contain one insert, one-inch nominal length for each inch of blade section length. Reference 2.3.

**4. SPECIFIC REQUIREMENTS**

**4.1** The complete cutting edge shall consist of a combination of three sections with the two end sections interchangeable.

**4.2** The difference between the highest and lowest tip point between two adjacent inserts is not to exceed 1/32" on any given blade assembly.

**4.3** The finished blade sections shall be free of warpage and longitudinal deviation not to exceed 1/8" in a 44" blade section.

**4.4** Each blade section shall be identified with the manufacturer's identification stamp, month and year on each end of the section.

**4.5** The finished blade sections shall be given one coat of \* "lead free" rust resistant lacquer and with markings showing the front of the blade to avoid improper mounting. However, the carbide edge of the blade section shall not be lacquer coated to allow ready physical inspection.

**4.6** Each blade is to be numbered at each end by stamping onto the metal 3/8" letters and numerals either 28C, 40, 44C or 44E as appropriate.

**5. SPECIAL PROVISIONS**

**5.1** The Vendor guarantees the finished product to meet all specifications and to be free from defects in materials and workmanship and that it will perform the

work of snow, ice and slush removal when in use on all types of paved systems. The Vendor also guarantees to make an adjustment to the customer for a period of 30 months after acceptance by the customer on any blade section with 25% or more of wear left in the edge which fails in any of the following respects:

1. Loss of one or more carbide tips.
2. Shattering along the longitudinal plane.
3. Shattering along a plane in or about the line of travel.

Wear on a blade section is defined as follows:

\* "Lead free"- shall be consistent with 16 CFR Part 1303,2(b)(2).

The amount of wear on a blade section shall be determined by measuring the depth remaining on the insert nearest each end of the blade section which has not been damaged due to side exposure; taking the average of the depths so measured; and indicating this average depth as a percentage of the depth of an insert as originally mounted in the blade section. The depth measurement will be taken parallel to the plane of the blade section.

- 5.2 The Vendor's guarantee will not apply when the cause of failure of a blade section can be attributed to negligence on the part of the operator, such as, but not limited to; striking abutments or other obstructions, faulty installation of a blade section; uneven plow balance; or other poor operating practices.

The customer warrant in requesting any adjustment on a blade section that:

1. The blade section was used only in the manner ordinarily employed in the removal of snow, ice and slush.
2. The blade section was securely bolted to the moldboard when in use to prevent blade chatter.
3. Inspection was made before each patrol of the blade sections to insure that all bolts were tight.

- 5.3 Adjustments on blade sections under Paragraph 5.1 subject to the provisions of Paragraph 5.2 will be made by the Vendor as follows:

- a. The Vendor will replace without charge any blade section which fails in any respect enumerated before 25% wear has occurred.
- b. If blade section failure occurs after 25% of the wear life of the blade has occurred and before 75% of the wear life has occurred, the Vendor will replace the blade section for a charge which is proportional to the amount of service life rendered for the blade section based on the wear which has occurred.
- c. There shall be no replacement of, or adjustment on, a blade section which has less than 25% wear life left therein.

**5.4** Each blade section on which a claim of adjustment is made will be returned promptly by the customer to the Vendor, freight prepaid, with a written claim for adjustment.

The Vendor, upon determining that an adjustment on the blade section is in order, will notify the customer that an adjustment is to be made and what charge, if any, is to be made for the adjustment, and will ship promptly the replacement blade section to the customer, freight prepaid.

**5.5** Each bidder shall submit a sample blade section for examination of workmanship acceptability. The blade section submitted by the successful bidder shall be retained by the State as a standard for quality comparison purposes against the delivery quantity.

**5.6** Each bidder shall submit a shop drawing of the blade sections with the proposal.

**SNOW PLOW BLADE CUTTING EDGES  
DETAILED SPECIFICATIONS  
NEW HAMPSHIRE**

**Grader Blades**

All blades are to be domestic or Canadian manufactured and must be of North American steel.

Blades are to be through hardened to Brinell 400 minimum and carry a full guarantee against breakage. If a blade breaks during its lifetime it shall be replaced without charge by the vendor. Blades are to have both edges beveled, both ends square, with 6" punching for 5/8" No. 8 plow bolts, lacquered but without nuts and bolts. The bevel and edge thickness dimensions are to be to the manufacturer's standard.

Length	plus or minus' 1/16"
Cord width	plus 1/8" minus 3/32"
Thickness	plus or minus 1/64"
Camber	1/8" in 5' maximum
Shipping wt.	3/4" x 72" blade approx. 113 Lbs. 3/4" x 84" blade approx. 132 Lbs.

Blades shall be painted with rust inhibiting lead free paint on all sides. Material safety data sheets for paint used must accompany all shipments.

Blades subject to test and inspection upon delivery.

Blades must be packaged 10 per bundle.

**SNOW PLOW BLADE CUTTING EDGES  
DETAILED SPECIFICATIONS  
MAINE**

**Bucket Blades**

All blades are to be domestic or Canadian manufactured and must be of North American steel.

Blades are to be through hardened to Brinell 400 minimum and carry a full guarantee against breakage. If a blade should break during its lifetime it shall be replaced without charge by the vendor. Blades to have a 30 degree beveled edge, both ends square. Bucket blade specification BB1 to BB4 have a 13/16" square punched hole, 1 5/16" countersunk to accommodate a 3/4" grade 8 plow bolt with No. 3 head. Bucket blade BB5 must have a 1 1/16" square punched hole countersunk to 1 1/16" to accommodate a 5/8" grade 8 plow bolt with a No. 3 head. Blades BB6 and BB7 shall be punched and countersunk for 1" No. 3 plow bolts.

Blades shall be painted with rust inhibiting lead free paint on all sides. Material safety data sheets for paint used must accompany all shipments.

Blades will be subject to inspection upon delivery.

Blades must be packaged 10 per bundle.

RC42 - 50 below decarb.

RC30 minimum at .48.

BB3 = Bucyrus Part No. 101639M & John Deere Part No. T146672

BB5 = Bucyrus Part No. 101638M & Valk Part No. HEAFDB.625x8x8

**SNOW PLOW BLADE CUTTING EDGES  
DETAILED SPECIFICATIONS  
NEW HAMPSHIRE**

**FLEXIBLE PLOW BLADES**

**Plow Edge**

**General Specifications**

The plow edge blade shall consist of individual steel segments encased in rubber with steel bushings positioned on 12" centers for mounting to the plow. Each segment shall be milled to a special shape and profile and inserted with tungsten carbide bits, brazed in place along the wear edge.

**Finished Specifications**

The finished blade shall be approximately 7/8" thick by 6" wide weighing 9.75 lbs. per foot. 11/16" ID steel bushings shall be located 1.5" from the top of the blade on 12" centers to facilitate mounting to the *plow*. Each blade shall have blade orientation embossed in the rubber casing.

A 1/2" x 3" heat-treated 15B30 clamp bar shall be mounted on top of the plow blade to hold the blade on the plow. This clamp bar weighs approximately 5 lbs. per foot and has 11/16" square holes located on 12" centers to align with the bushings in the blade and shall be a part of the plow edge.

Complete nut and bolt sets shall be provided with each plow edge.

**Steel Segment**

1. Cast steel 0.75" thick by 5" wide and 11.22" long.
2. The top 3.125" of the segment shall be milled down to 0.625" thick.
3. The lower, inserted section shall remain 0.75" thick. Slots measuring 8.2 mm wide x 24.5 mm deep shall be milled in this portion to receive tungsten carbide inserts and braze matrix.
4. The segment shall be cast to a 'horseshoe' design. The upper ears shall measure 2.55" wide (each with a 0.50" x 2.00" clip on the outside edges). The cutout measures shall be 6.13" x 2.8125" with 1" rads in the two lower corners

### Tungsten Carbide Inserts

1. High shock resistant grade tungsten carbide.
2. Rooftop shape shall measure approximately 8.16mm thick, 24.25 mm tall and 25.9mm long.
3. Each insert shall weigh approximately 69 grams.
4. Each finished segment shall have 11 inserts (approximately 759 total grams of carbide insert material).
5. Tungsten carbide shall be 89% by physical weight – 100% virgin materials
6. Specific gravity shall be 14.35 to 14.6.
7. Hardness shall be 87.5 – 88.8 Rockwell A
8. Transverse rupture strength shall be 351,000 – 428,000 psi.

### Braze

1. Inserts shall be brazed on all sides using Nickel/Silver braze
2. Shear strength shall be approximately 70,000 psi.
3. Maximum height difference between highest and lowest inserts shall be 1/32" in each 11.22" segment
4. Braze Composition Shall Be:

Copper/Silver	46.0-50.0%
Silicone	0.04-0.25%
Nickel	9.0-11.0%
Phosphorus	0.25%
Aluminum	0.01%
Lead	0.05%
Zinc	Remainder

### Rubber Matrix

1. Typical Physical Properties Shall Be:

Ultimate Elongation	582%
100% Modulus	276 psi.
Tensile Strength	3113 psi.
Shore A Durometer	60 pts.
Tear Strength	341 psi.
Compression Set	26.5%
Brittleness	No cracks at -40C

## **Adapter Blade**

### **Blade**

1. Blade shall be ASTM A36 Structural Grade hot rolled flat steel. Blade size is 3/4" x 7" x 3 ft. or 4 ft. long.
2. Blade to have (2) sets of holes. The top set is an 8" on center punch pattern with holes drilled, counter-sunk, and square punched to accommodate a 5/8" plow bolt. The bottom set of holes has a 3-3-12 punch pattern, and are drilled thru at 11/16" diameter.
3. Dimensional tolerance between hole spacing is +/- 1/16" (non-accumulative) from center to center across the full length of blade.
4. The milled channel for carbide insert retention shall be positioned in the center of the blade edge.
5. Each blade will have weld stops positioned to enhance the performance of the blade assemblies.

### **Carbide Inserts**

1. Inserts shall be trapezoidal in design, with the following dimensions:
  - a. Length: 1.0" nominal
  - b. Width: 0.36" min.
  - e. Height: 0.63" max.
  - d. Top angle: 25° with nose radius of 0.06"
2. Inserts to contain 89% tungsten (average by weight) and shall be of a grade containing 11% cobalt (average by weight).
3. Specific gravity (density) shall be between 14.35 and 14.60 gm/cc.
4. Hardness shall be Ra scale between 87.5 and 88.8, and have a minimum traverse rupture strength of 351,000 psi.

### **Brazing**

1. Each blade shall contain approximately (1) 1" carbide insert for each 1" of blade length.
2. The carbide inserts shall be placed in-line within the milled channel.
3. The carbide inserts shall be brazed on all sides in contact with the blade using sound brazing practice, having no evidence of voids, and no use of shims or fillers.
4. Brazing material shall have a tensile strength of 70,000 psi.

## **Finished Product**

1. Carbide tip points shall not exceed 1/32" between the highest and lowest point within any blade.
2. Finished blade will receive a complete powder coat (black) process for rust prevention. Front face of blade will be identified for proper installation.
3. Finished product will comply with standard blade manufacturing tolerances.
4. Manufacturer's literature shall be furnished as required.
5. Complete plow set-up will generally consist of a combination of (3) blade sections.
6. Complete nut and bolt sets shall be provided with adapter blades.

## **Curb Runner Guard**

### **Steel**

High impact, ASTM Grade A-36 Hot Rolled bar stock, 3/4" thick.

### **Bolt Holes**

Drilled and square punched with countersink (3) places to accept 5/8" Plow Bolt flush with front mounting blade surface.

### **Rust Prevention**

Chip and corrosion resistant Powder Coat (Black) on all surfaces. Bright Safety Orange paint over Powder Coat in carbide matrix area.

### **Curb Runner Casting**

A-22 Cast Steel material with (0.9 lbs.) of carbide matrix.

### **Part Identification**

Each curb runner guard has a label on the front mounting blade surface identifying the manufacturer and contact information.

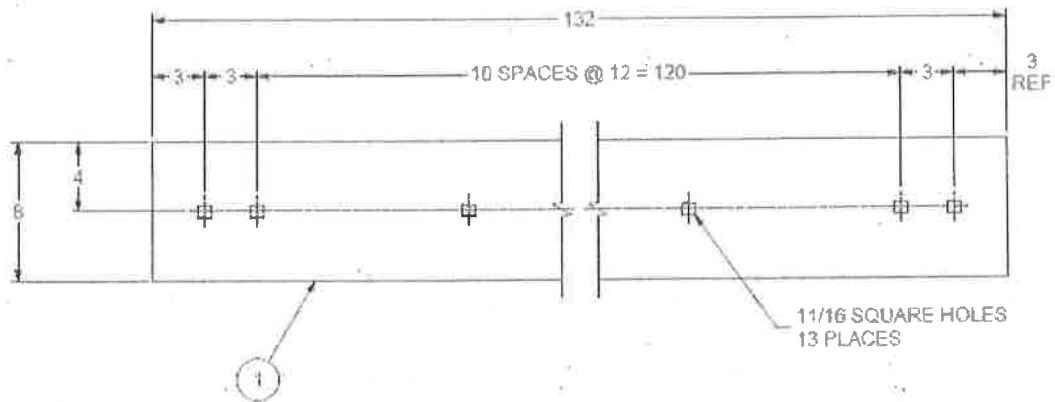
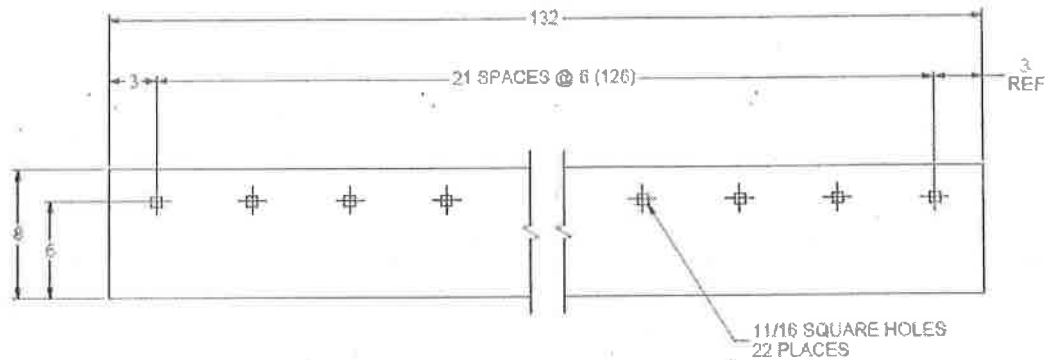
## Carbide Matrix Chemistry

<b><u>Material</u></b>	<b>Minimum Value</b>
Carbon	4.0
Silicon	0.5
Chrome	25.00
High Temp Carbide Formers	0.5
Nitride Formers	0.5
FE	Balance
Rc Hardness	55

**Painting – All Flexible Plow Blade Equipment**

All surfaces which are normally painted shall be painted with coatings suitable for severe exposure to road salt and abrasion.

**SNOW PLOW BLADE CUTTING EDGES  
DETAILED SPECIFICATIONS  
CONNECTICUT**



Above are the current plow punch patterns. The top drawing indicates 21 punches at 6 inch intervals. The bottom drawing indicates the standard AASHTO punch pattern. The bottom drawing is currently being with this punch.

8 inch top punch style plow blades made with C-1080 grade steel with a Brinell hardness range of 229-350

5/8 and 3/4 inch thick plow blades in the AASHTO punch pattern

**SNOW PLOW BLADE CUTTING EDGES  
DETAILED SPECIFICATIONS  
COLORADO**

SP-CAR-V-97  
TUNGSTEN CARBIDE INSERTS

1. FUNCTIONAL REQUIREMENTS:

A. Have 3"-3"-12" etc 12"-3"-3" punching, 11/16" SQ. countersunk holes. Holes shall be spaced accurately with 12" center to center on a straight line and located within 1/16" of true position using both end holes as data points. The 1/16" shall be +/- non-accumulative. The first hole on left end is to be spaced 3" from the end. The right end of the blade is to be spaced the same as the left end. The gauge line of the hole is 11/2" from top edge of the blade to the center of the holes.

B. Must be flat with square edges.

C. Blade shall be constructed of carbon steel with Tungsten Carbide inserts. The Carbide inserts shall be trapezoidal in design, with the following dimensions:

Length 1" nominal

Height .750" +/- .005"

Top Angle 25-degree +/- 1 degree with nose radius of 1/16".

Insert hardness shall be 87 to 88.5 RA scale with a transverse rupture strength of at least 350,000 PSI.

D. All blades will be 3/4" thick.

E. Each blade may be coated with rust-preventative paint and completely dried prior to being bundled, or blades may be left unpainted.

F. The blades offered must be guaranteed against breakage. The vendor shall replace, at no cost, any blade that breaks during its useful life.

G. ALL BLADES MUST BE PACKAGED IN BUNDLES OF 10 EACH.

**SNOWPLOW BLADES  
SP-V-97  
THROUGH HARDENED HEAT TREATED**

1. FUNCTIONAL REQUIREMENTS:

A. Have 3"-3"-12" etc 12"-3"-3" punching, 11/16" SQ. countersunk holes. Holes shall be spaced accurately with 12" center to center on a straight line and located within 1/16" of true position using both end holes as data points. The 1/16" shall be +/- non-accumulative. The first hole on left end is to be spaced 3" from the end. The right end of

the blade is to be spaced the same as the left end. The gauge line of the hole is 1 1/2" from top edge of the blade to the center of the holes.

B. Must be flat with square edges.

C. Deleted wording here.

D. The blade shall be constructed of through hardened heat-treated alloy steel manufactured to a uniform range on the Rockwell C (RC) and Brinell scales. It shall be not less than RC 43 or more than RC 54. When Brinell tested it shall not be less than 400 or more than 528 using the 10mm carbide ball with 3000 kgf load.

E. All blades will be 3/4" thick.

F. Each blade may be coated with rust-preventative paint and completely dried prior to being bundled, or blades may be left unpainted.

G. The blades offered must be guaranteed against breakage. The vendor shall replace, at no cost, any blade that breaks during its useful life.

H. ALL BLADES MUST BE PACKAGED IN BUNDLES OF 10 EACH.

GRADER BLADES  
GB-V-97  
THROUGH HARDENED, HEAT TREATED

1. FUNCTIONAL REQUIREMENTS:

A. Have standard square highway punching, 1 1/16" and countersunk on cutting side. Holes shall be spaced accurately, 6" center to center on a straight line and located with 1/16" of true position using both end holes as data points. The 1/16" shall be +/- nonaccumulative. The first hole on left end is to be spaced 3" from the end with the 2nd hole 3" from the first hole. The right end is to be spaced the same as the left end. Holes to be punched 2" from top of the blade to center of holes.

B. Must be curved and double beveled.

C. The cutting edge and moldboard edge shall have approximately a one-inch bevel.

D. The blade shall be constructed of through hardened heat-treated alloy steel manufactured to a uniform range on the Rockwell C (RC) and Brinell scales. It shall be not less than RC 43 or more than RC 53. When Brinell tested it shall not be less than 400 or more than 528 using the 10mm carbide ball with 3000 kgf load.

E. All grader blades will be 5/8" thick.

F. Each blade may be coated with rust-preventative paint and completely dried prior to being bundled, or blades may be left unpainted.

G. The grader blades offered must be guaranteed against breakage. The vendor shall replace, at no cost, any blade that breaks during its useful life.

**DELIVERY REQUIREMENTS:**

Materials must be delivered to storerooms statewide as indicated on the purchase order.


All blades to be packaged in quantities of 10 each

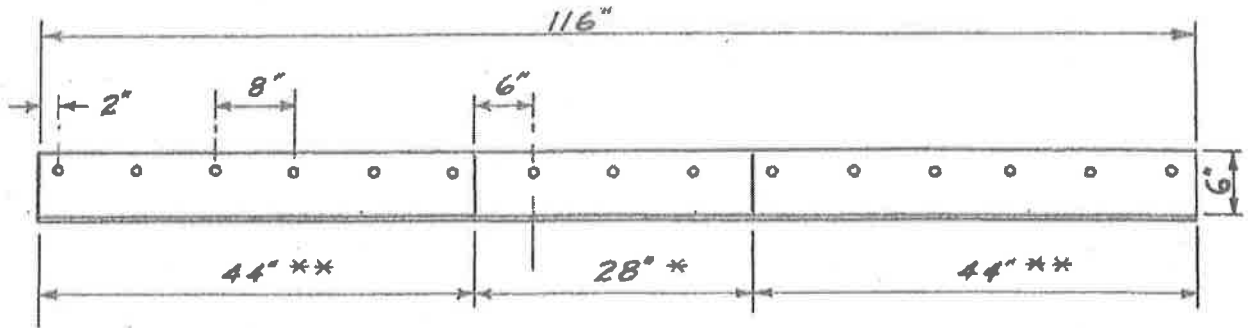
Vendor is to deliver entire order, no partials accepted.

Delivery of items in a timely manner is critical. Therefore, the expected delivery date or delivery time period after receipt of order (ARO) is to be 30 days.

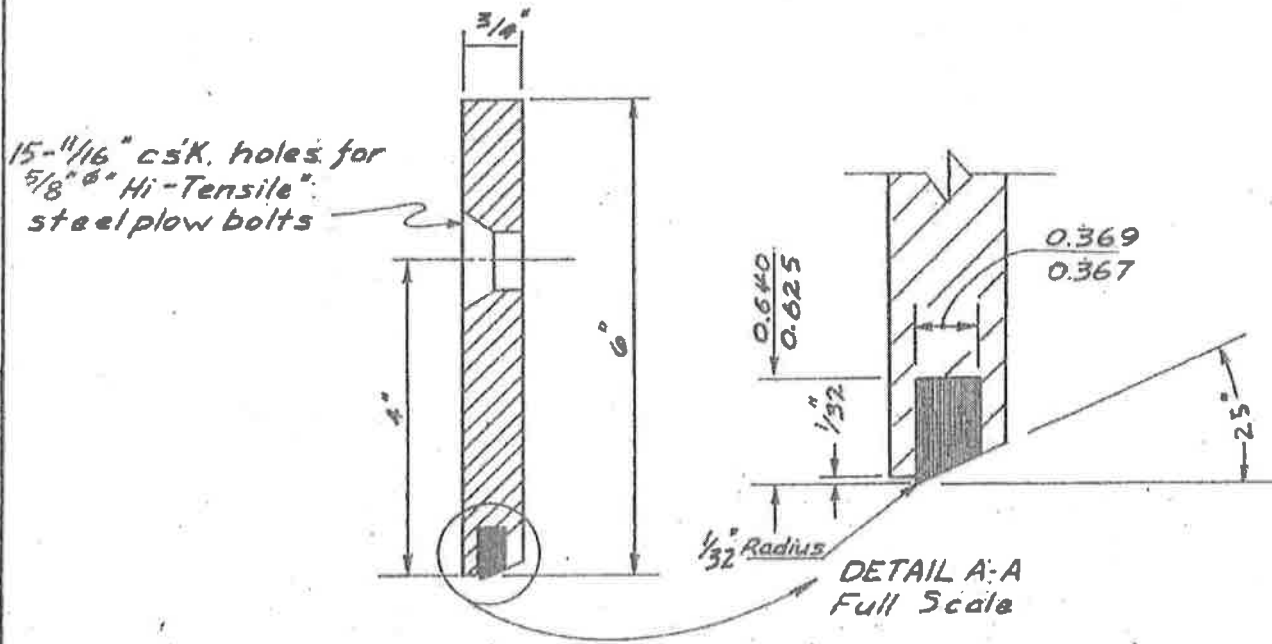
**SNOW PLOW BLADE CUTTING EDGES  
DETAILED SPECIFICATIONS  
NEW YORK**

**Item# 8 - SECTION CENTER - CARBIDE INSERT BLADE  
3/4 X 6 X 28 IN.**





**Note:**  
All holes 8" ctr. to ctr.



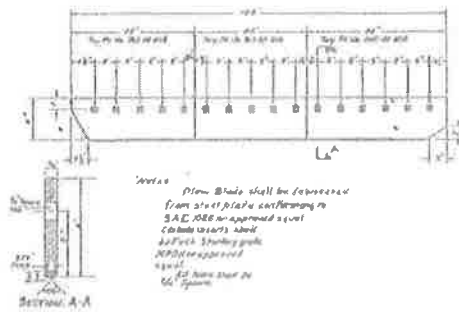
**Note:** Plow blade shall be fabricated from steel plate conforming to SAE 1020 or approved equal. Carbide inserts shall be Firth Sterling grade MPD-11 or approved equal.

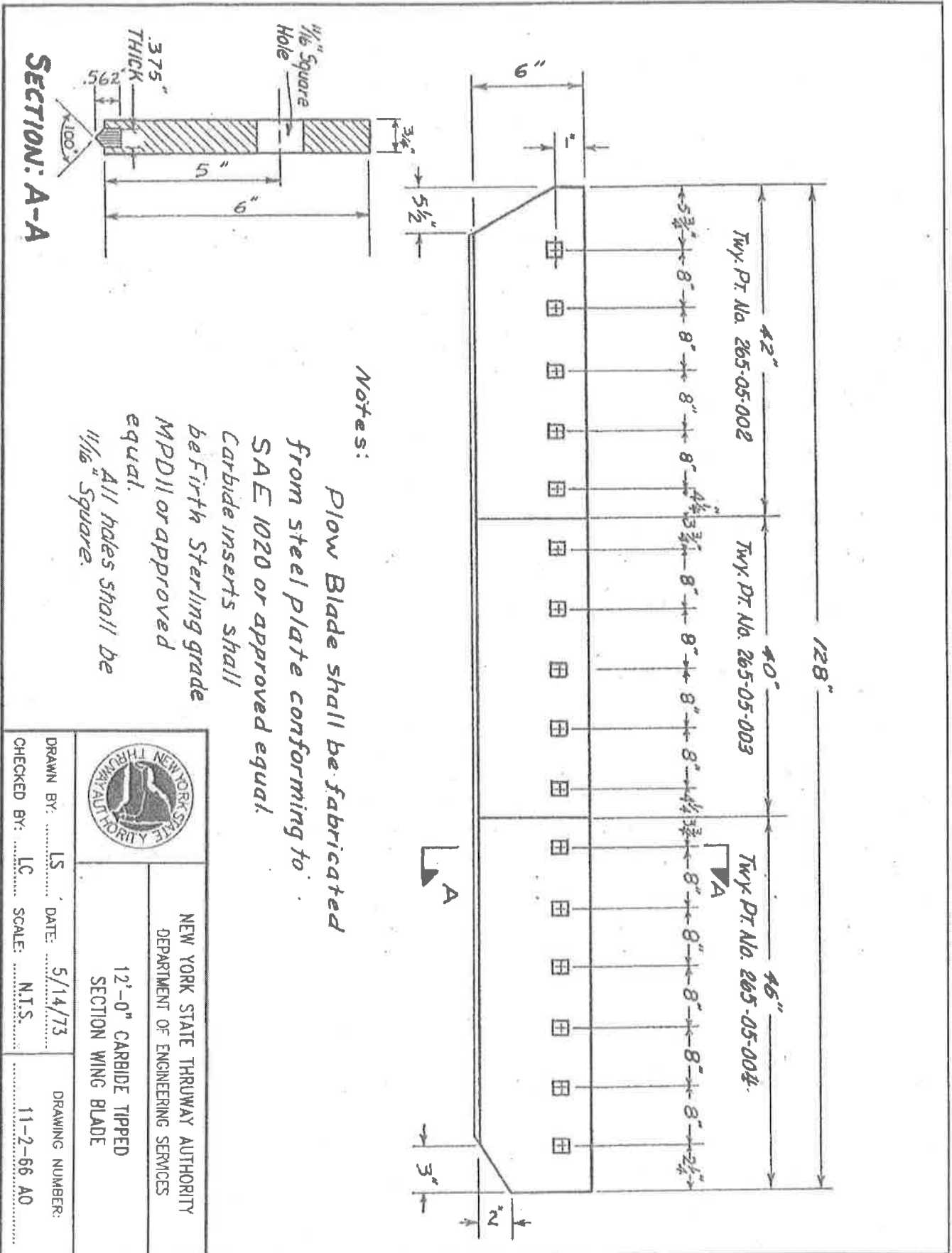
\*\* - Twy Pt. No. 265-01-145 ✓  
\* - Twy Pt. No. 265-01-144 ✓

	NEW YORK STATE THRUWAY AUTHORITY	
	DEPARTMENT OF ENGINEERING	
	NEW YORK STATE THRUWAY AUTHORITY	
	DEPARTMENT OF ENGINEERING SERVICES	
9' CARBIDE TYPED		SECTIONAL PLOW BLADE
DRAWN BY ... LC ... DATE 6/14/66		DRAWING NO. 11-250-A0
CHECKED BY ... LC ... SCALE: N.T.S.		DRAWING NO. 11-250-A0

Revised 6/17/68

10	SECTION 5-HOLE CARBIDE INSERT WING
	BLADE 3/4 X 6 X 42
11	SECTION 5-HOLE CARBIDE INSERT WING
	BLADE 3/4 X 6 X 40 IN
12	SECTION 6-HOLE CARBIDE INSERT WING
	BLADE 3/4 X 6 X 46 IN





**SECTION: A-A**

*Notes:*  
 Plow Blade shall be fabricated from steel plate conforming to SAE 1020 or approved equal. Carbide inserts shall be Fifth Sterling grade MPD11 or approved equal. All holes shall be 1/16" Square.

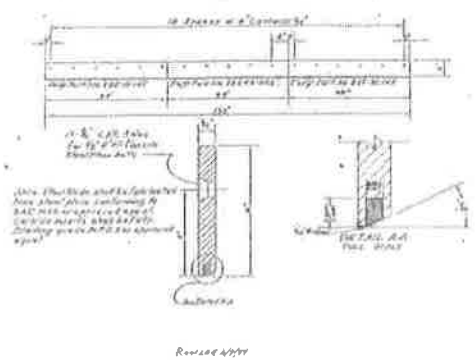


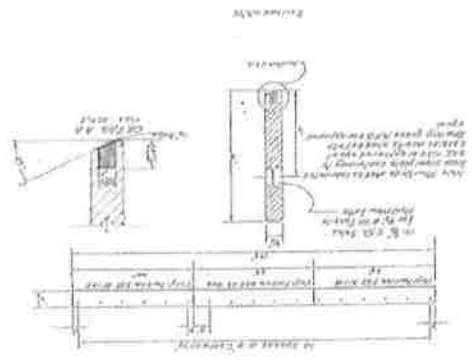
NEW YORK STATE THRUWAY AUTHORITY  
 DEPARTMENT OF ENGINEERING SERVICES

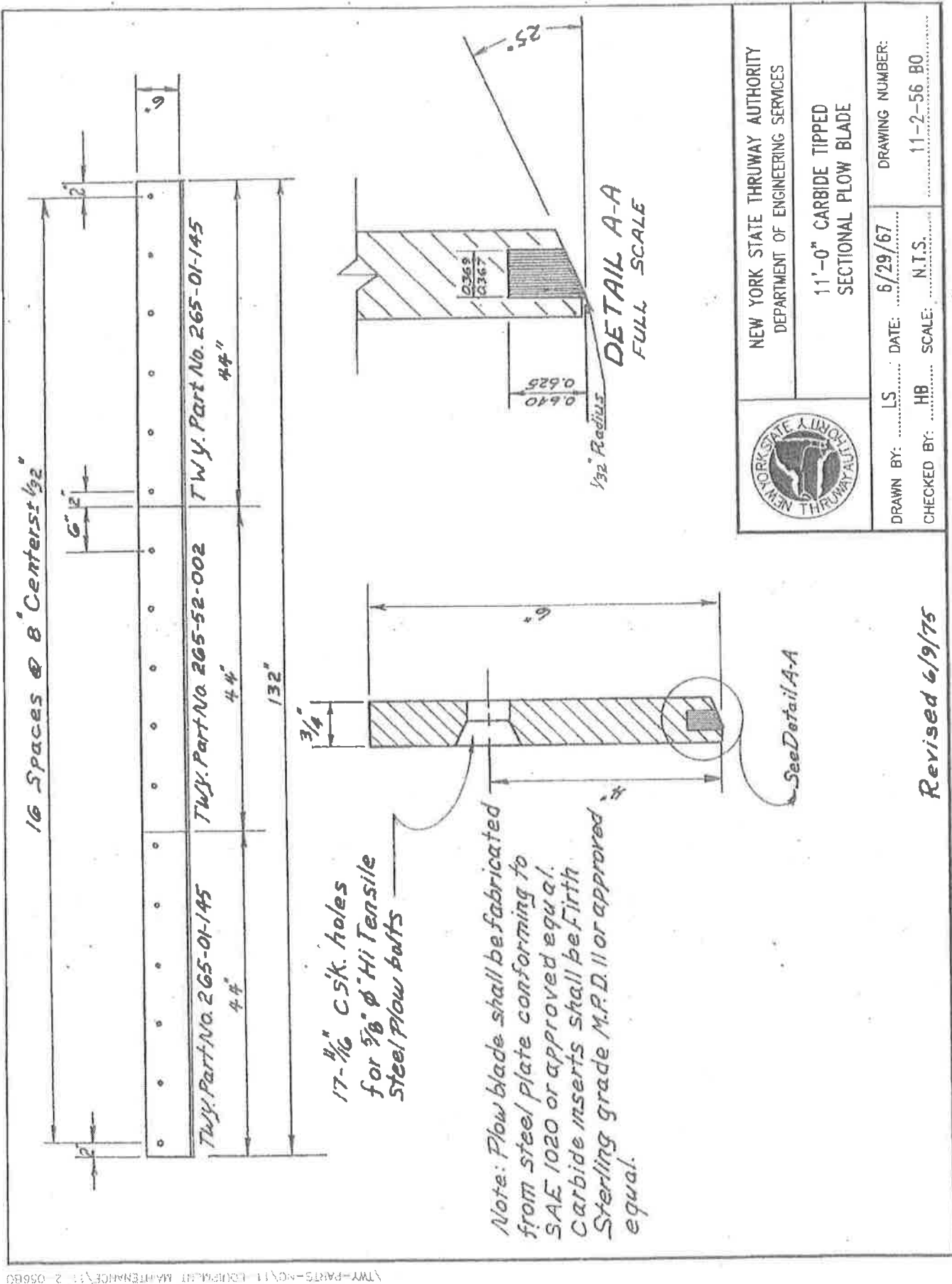
12'-0" CARBIDE TIPPED  
 SECTION WING BLADE

DRAWN BY: LS	DATE: 5/14/73	DRAWING NUMBER: 11-2-66 A0
CHECKED BY: LC	SCALE: N.I.S.	

**Item # 14 – Section End Carbide  
Insert Blade  $\frac{3}{4}$  x 6 / 38 In. 5 - Hold**







NEW YORK STATE THRUWAY AUTHORITY  
DEPARTMENT OF ENGINEERING SERVICES

11'-0" CARBIDE TIPPED  
SECTIONAL PLOW BLADE

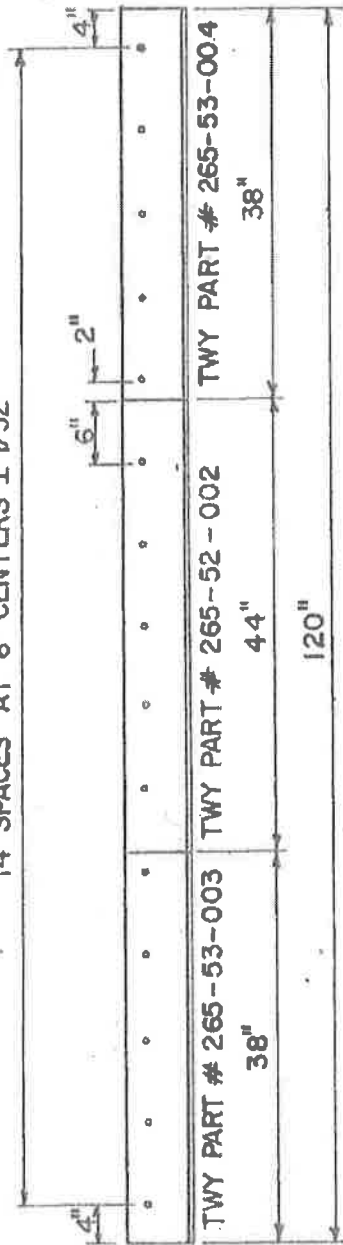


DRAWN BY: LS DATE: 6/29/67 DRAWING NUMBER:  
CHECKED BY: HB SCALE: N.T.S. 11-2-56 B0

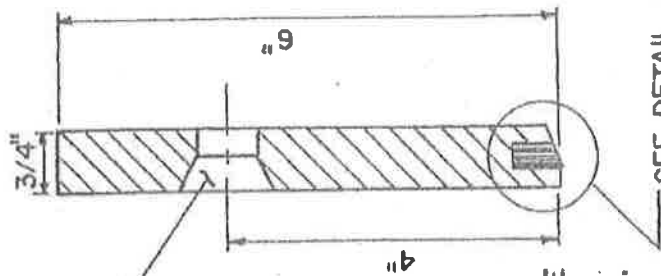
Revised 6/9/75

\\TWY-PARTS-NC\11-CORP\INT MAINTENANCE\11-2-05660

14 SPACES AT 8" CENTERS ± 1/32"

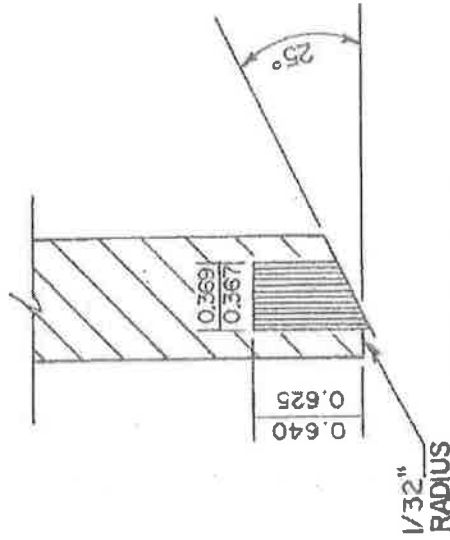


15 EA. 11/16" CS'K HOLES FOR  
5/8" Ø HI-TENSILE STEEL  
PLOW BOLTS



**NOTE:**

FLOW BLADE SHALL BE FABRICATED FROM STEEL PLATE CONFORMING TO SAE 1020 OR APPROVED EQUAL. CARBIDE INSERTS SHALL BE FIRTH STERLING GRADE M.P.D.-11 OR APPROVED EQUAL.



**DETAIL A-A**  
FULL SCALE



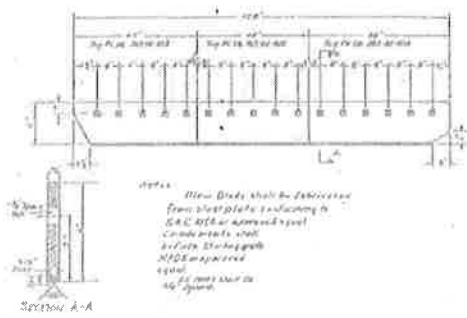
NEW YORK STATE THRUWAY AUTHORITY  
DEPARTMENT OF ENGINEERING SERVICES

10'-0" CARBIDE TIPPED  
SECTIONAL PLOW BLADE


DRAWN BY: PAK DATE: 2/13/94 DRAWING NUMBER:  
CHECKED BY: LC SCALE: N.T.S. 11-2-80 AT

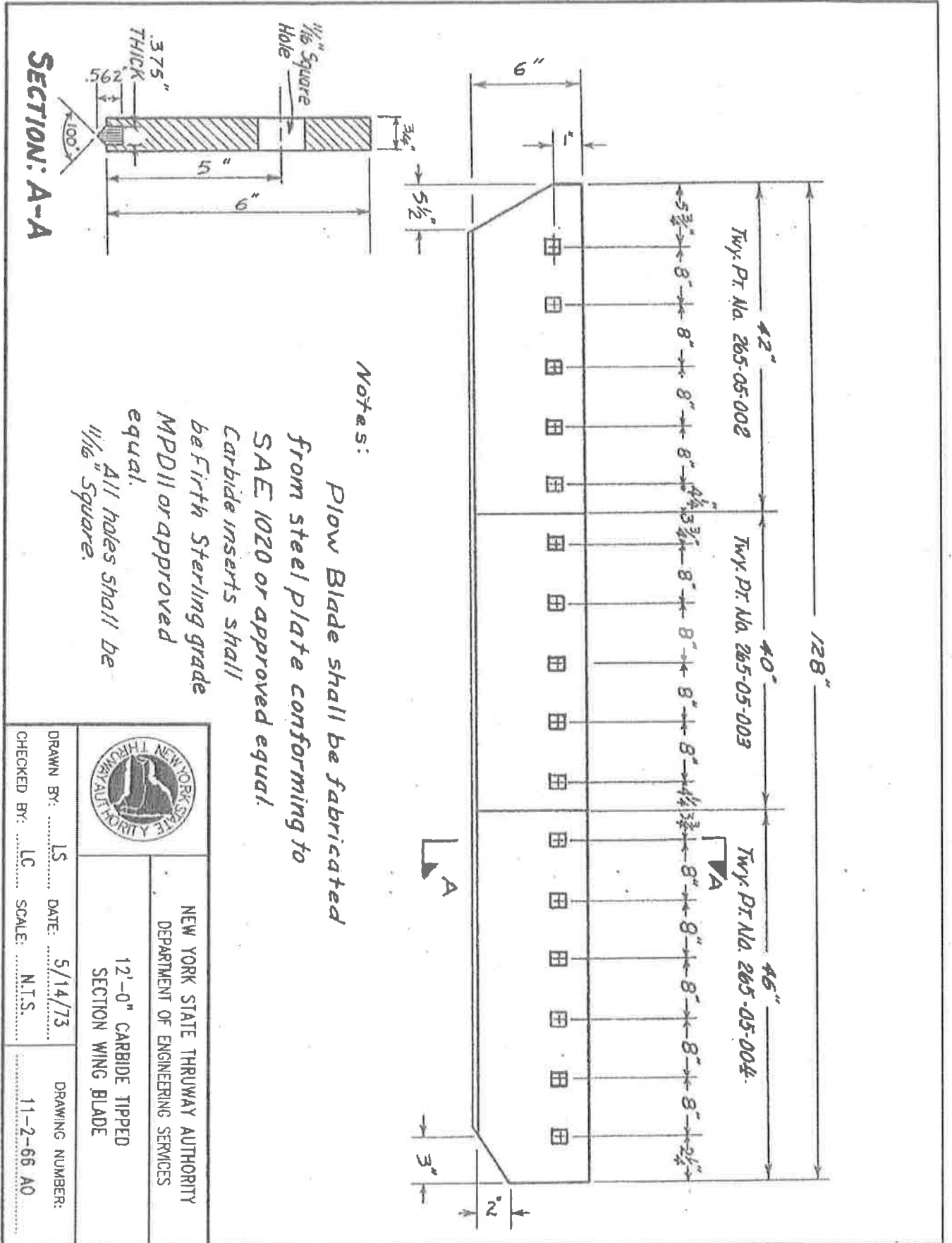
14 SECTION END CARBIDE  
INSERT BLADE 3/4 X 6 X 38 IN. 5-HOLE

Item # 16	EDGE WING 12 FT 212112
--------------	------------------------





	NEW YORK STATE THRUWAY AUTHORITY DEPARTMENT OF ENGINEERING SERVICES	
	DRAWING TITLE	
DRAWN BY: DD	DATE: DATE	DRAWING NUMBER:
CHECKED BY: DD	SCALE: N.T.S.	1-1-241AT





**SNOW PLOW BLADE CUTTING EDGES  
OTHER BLADE SYSTEMS NOT INCLUDED IN THE ATTACHED  
SPECIFICATIONS**

**BIDDERS MAY OFFER FOR CONSIDERATION, OTHER PLOW BLADES AND  
BLADE SYSTEMS THAT ARE NOT OTHERWISE INCLUDED IN THE ATTACHED  
SPECIFICATIONS.**

**BIDDERS MUST INCLUDE COMPLETE DETAILED SPECIFICATIONS AND  
DESCRIPTIONS FOR ANY BLADE OR BLADE SYSTEM OFFERED.**

**SNOW PLOW BLADE CUTTING EDGES  
DELIVERY LOCATIONS  
VERMONT**

AGENCY OF TRANSPORTATION  
MAINTENANCE & AVIATION DIVISION  
DISTRICT & CENTRAL GARAGE  
ADDRESSES

DISTRICT 1: 359 BOWEN RD.  
BENNINGTON, VT 05201

DISTRICT 2: 870 US RTE. 5  
N. BRATTLEBORO, VT 05304

DISTRICT 3: 122 STATE PLACE  
RUTLAND, VERMONT  
05701

DISTRICT 4: 221 BESWICK DR.  
WHITE RIVER JCT., VT 05001

DISTRICT 5: 5 BARNES RD.  
COLCHESTER, VT 05452

DISTRICT 6: 186 INDUSTRIAL LANE RD.-  
BERLIN BARRE, VT 05641

DISTRICT 7: 1068 US RTE. 5, SUITE 2  
ST. JOHNSBURY, VT 05819

DISTRICT 8: 680 LOWER NEWTON RD.  
ST. ALBANS, VT 05478

DISTRICT 9: 4611 US RTE. 5  
NEWPORT, VT 05855

TRAFFIC SHOP/CENTRAL GARAGE: BARRE-MONTPELIER RD.  
BARRE, VT  
05641

**SNOW PLOW BLADE CUTTING EDGES  
DELIVERY LOCATIONS  
IDAHO**

District 1 Yard  
600 West Prairie  
Coeur d'Alene, ID 83814

District 2 Yard  
2600 Frontage Road  
Lewiston, ID 83501-0837

District 3 Yard  
8150 Chinden Boulevard  
Boise, ID 83714

District 4 Yard  
216 Date Street  
Shoshone, ID 83352

District 5 Yard  
5151 South 5<sup>th</sup>

Pocatello, Idaho 83204

District 6 Yard  
206 N. Yellowstone

Rigby, Idaho 83442

**SNOW PLOW BLADE CUTTING EDGES  
DELIVERY LOCATIONS  
MASSACHUSETTS**

MassDOT Central Warehouse  
668 South Ave  
Weston, MA 02493

**SNOW PLOW BLADE CUTTING EDGES  
DELIVERY LOCATIONS  
ALASKA**

*FOB Points for Alaska:*

1. *Fairbanks: 2301 Peger Road, Fairbanks AK 99709*
2. *Seattle: Dockside Seattle*
3. *Anchorage: 5300 Tudor Rd., Anchorage, AK 99507*
4. *Anchorage Int'l Airport: Field Maint. 5740 DeHavilland Dr, Anchorage, AK 99502*
5. *Palmer: 289 Inner Springs Loop, Palmer, AK 99645*

Seattle would be the out-of-state CDPP with the following language:

**CONTRACT DESIGNATED PRICING POINTS:**

- 1) The contract(s) resulting from this solicitation will provide pricing for items delivered to in-state Alaska (three destinations; Anchorage, Palmer and Fairbanks, Alaska) and Dockside Seattle, Washington. These two areas are known as the Contract Designated Pricing Points (CDPP). CDPP's are further defined as:
  - a) the CDPP of Anchorage, Alaska is defined as prepared for further shipment and delivered at the DOT/PF facility, or the receiving yard of the state's specified carrier (water, surface or air carrier) in Anchorage, Alaska;
  - b) *the CDPP of Fairbanks, Alaska is defined as prepared for further shipment and delivered at the Department of Transportation & Public Facilities Maintenance Station Yard at 2301 Peger Road, Fairbanks, Alaska, or the receiving yard of the state's specified carrier (water, surface or air carrier) in Fairbanks, Alaska;*
  - c) *the CDPP of Palmer, Alaska is defined as prepared for further shipment and delivered at the Department of Transportation & Public Facilities Maintenance Station Yard at 289 Inner Springs Loop, Palmer, AK 99645, or the receiving yard of the state's specified carrier (surface or air carrier) in Palmer, Alaska*
  - d) the CDPP of Dockside, Seattle, Washington is defined as prepared for further shipment and delivered at the receiving yard of the state's specified water carrier in Seattle, Washington.
- 2) Some orders will require additional shipping by the Contractor from the CDPP's to other locations within the State of Alaska. In such cases, the Contractor must ship to the final destination and prepay any additional shipping from the designated CDPP. **The Contractor shall invoice the additional shipping costs as a separate item and provide actual cost receipts with the invoice.** In all instances where additional

shipping occurs, the State reserves the right to determine the method of shipment based on need. Following are examples of shipping and delivery to the final destination other than the CDPP's:

- a) An order with a final destination of Wasilla, Alaska will be ordered from the Contractor awarded the contract for that Lot and priced for the CDPP of Palmer, Alaska. The Contractor will ship and deliver the items to the Wasilla DOT/PF facility noted on the order. The State will be invoiced the price of the items listed for the CDPP of Palmer, Alaska, plus the additional shipping from Anchorage to the Palmer DOT/PF facility as a separate item. **The Contractor must provide with their invoice, actual cost receipts for any additional shipping charges beyond the CDPP.**
- b) An order with a final destination of Tok, Alaska, will be ordered from the Contractor awarded the contract for that Lot and priced for the CDPP of Fairbanks, Alaska. The Contractor will ship and deliver the items to the Tok DOT/PF facility noted on the order. The State will be invoiced the price of the items listed for the CDPP of Fairbanks, Alaska, plus the shipping from Fairbanks to the Tok DOT/PF facility as a separate item. **The Contractor must provide with their invoice, actual cost receipts for any additional shipping charges beyond the CDPP.**
- c) An order with a final destination of Nome, Alaska will be ordered from the Contractor awarded the contract for that Lot and priced for the CDPP of Dockside Seattle Washington. The Contractor will ship and deliver the items to the Nome DOT/PF facility noted on the order. The State will be invoiced for the price of the items listed for the CDPP of Dockside Seattle, Washington, plus the shipping from Dockside Seattle to the Nome DOT/PF facility as a separate item. **The Contractor must provide with their invoice, actual cost receipts for any additional shipping charges beyond the CDPP.**
- d) An order with a final destination of Kodiak, Alaska shall be ordered from the Contractor awarded the contract for that Lot and at the State's discretion, priced for the CDPP of Anchorage, Alaska OR from the CDPP Dockside Seattle, Washington. The Contractor will deliver the items to the final destination (Kodiak DOT/PF facility) noted on the order and invoice for the price of the items listed for the CDPP location selected by the State. **The additional shipping costs from the designated CDPP to the final destination shall be invoiced as a separate item. The Contractor must provide with their invoice, actual cost receipts for any additional shipping charges beyond the CDPP.**

**F.O.B. POINT:** The F.O.B. point for all items purchased under this contract is the final destination anywhere within the State of Alaska. Ownership of and title to the ordered items remains with the contractor until the items have been delivered to their final destination and are accepted by the State.

The State reserves the right to select the Contract Destination Pricing Points (CDPP) when placing the order. The cost of shipping and delivery to the CDPP is to be included in the bid price. The cost of shipping and delivery for orders beyond a CDPP will be handled as follows:

The contractor will prepay the shipping and delivery charges to any destination named by the State in its order. The contractor will charge-back those actual shipping and delivery charges to the State as a separate item on the State's invoice. In all instances where additional shipping occurs, the State reserves the right to determine the method of shipment based on cost or need.

**SNOW PLOW BLADE CUTTING EDGES  
DELIVERY LOCATIONS  
UTAH**

TBD

**SNOW PLOW BLADE CUTTING EDGES  
DELIVERY LOCATIONS  
NEW HAMPSHIRE**

Highway Maintenance Districts

DISTRICT	DELIVERY LOCATION / CONTACT PERSON	TELEPHONE
District 1	Brian Schutt, District One Engineer <b>Attn: John Ross Jr.</b> NHDOT Patrol Shed 107 W - Whitefield  <b>24 Foster Drive</b> Whitefield, NH 03598	603-788-4641 603-631-9151 (Cell)
District 2	Alan G. Hanscom, District Two Engineer <b>c/o Dennis Ford, Maintenance Supervisor</b> Exit 16, I-89, 8 Eastman Hill Road Enfield, NH 03748	603-448-2654
District 3	Mark Morrill, District Three Engineer <b>c/o Andrew Dame, Warehouse Supervisor</b> District Three Patrol Shed Warehouse 310 710 Whittier Highway (Route 25) Moultonborough NH 03254	603-524-6667 603-419-0810
District 4	John Kallfelz, District Four Engineer <b>c/o Robert Hebert, Warehouse Supervisor</b> 19 Base Hill Road Swanzey, NH 03446-3401	603-352-6614 603)419-0406 (Cell)
District 5	Rich Radwanski, District Five Engineer <b>c/o Amy Mansfield, Warehouse Supervisor</b> District Five Patrol Shed 505 670 Route 3A Bow, NH 03304	603-666-3336
District 6	Douglas DePorter, District Six Engineer <b>c/o Michael Lavoie or Ken Mailhot, Maintenance Supervisors</b> District Six Patrol Shed 608 Route 125 Epping (adjacent to Motor Vehicle/State Police) Durham, NH 03824	603-868-1133
Bureau of Turnpikes	Dix Bailey, Maintenance Supervisor NHDOT Bureau of Turnpikes 36 Hackett Hill Road Hooksett NH 03106 Exit 11, off I-93	603-485-3806

**SNOW PLOW BLADE CUTTING EDGES  
DELIVERY LOCATIONS  
MAINE**

Region 1 Scarborough Fleet Service, 61 Pleasant Hill Road, Scarborough, Maine  
04070

Region 2 Augusta Fleet Service, Wade Street Entrance, Augusta, Maine 04333

Region 3 Dixfield Fleet Service, 547 Main St., Dixfield Maine 04224

Region 4 Hancock Bridge Lot, 327 Thorsen Road, Hancock Maine 04640

Region 5 Caribou Fleet Service, 145 Bennett Dr., Caribou Maine 04736

Region 5 Houlton Fleet Service, 159 Bangor Street, Houlton, Maine 04730

**SNOW PLOW BLADE CUTTING EDGES  
DELIVERY LOCATIONS  
CONNECTICUT**

DOT Warehouse – 660 Brook Street Rocky Hill, Connecticut 06067

**SNOW PLOW BLADE CUTTING EDGES  
DELIVERY LOCATIONS  
COLORADO**

**1001 – Aurora -- 18500 E. Colfax, Aurora, CO 80011**

**Thad Fraedrich (303) 365-7122 (1-7122)**  
**Aurora Fax: (303) 340-3710 (1-3710)**

**1002 – CDOT Eisenhower Tunnel –**

**Ship to: Whse 13, East Portal, 8mile east on I-70, Silverthorne CO 80498**  
**Invoice to: PO Box 397, Idaho Springs, CO 80452-0397**

**Vacant (303) 512-5745 (1-5745)**  
**Brook Howard (303) 512-5732 (1-5732)**  
**Richard Rangel (303) 512-5746 (1-5746)**  
**Tunnel Fax (303) 512-5797 (1-5797)**

**2001 – Pueblo -- 905 Erie Ave, Pueblo, CO 81001**

**Kyle Carver (719) 546-5423 (2-5423)**  
**Pueblo Fax (719) 546-5484 (2-5484)**

**3001 – Grand Junction – 606 9<sup>th</sup> St., Grand Junction, CO 81501**

**Mario Ramos (970) 683-6322 (3-6322)**  
**Grand Junction Fax (970) 683-6342 (3-6342)**

**3002 – Craig – 260 Ranney St, Craig, CO 81625**

**Dennis Sanchez (970) 826-5163 (3-5163)**  
**Sandy Shultz (970) 826-5172 (3-5172)**  
**Craig Fax (970) 826-5182 (3-5182)**

**4001 - Greeley -- 1420 2<sup>nd</sup> St., Greeley, CO 80631**

**Kim Cornwell (970) 350-2125 (4-2125)**  
**Greeley Fax (970) 350-2199 (4-2199)**

**5001 – Alamosa – 1205 West Avenue, Alamosa, CO 81101**

**Gary Hagaman (719) 587-6420 (5-6420)**  
**Alamosa Fax (719) 587 6424 (5-6424)**

**5002 – Durango -- 20581 Hwy 160 West, Durango, CO 81301**

**Dean Stanton (970) 385-1657 (5-1657)**  
**Durango Fax (970) 385-1669 (5-1669)**

**SNOW PLOW BLADE CUTTING EDGES  
DELIVERY LOCATIONS  
NEW YORK**

21 Ninth St,  
Waterford, NY 12188

10 Harbor Lock Road West Utica, NY 13502

5450 South Bay Rd  
No. Syracuse, NY 13212

2797 Clover St.  
Pittsford, NY 14534

4717 Southwestern Blvd. Hamburg, NY 14075

7000 County Route 70A Hornell, NY 14843

Box 22422, Route 342 Watertown, NY 13601

272-278 Violet Avenue Poughkeepsie, NY 12601

241 Colesville Road Binghamton, NY 13904

375 North Carleton Ave, Central Islip, NY 11722

***New York Division***

Interchange 12

201 North Route 303

West Nyack, NY 10994

***Albany Division***

Interchange 23

Route 9W

Albany, NY 12209

***Syracuse Division***

Interchange 35

6517 Old Thompson Road

East Syracuse, NY 13057

***Buffalo Division***

Interchange 52

1870 Walden Avenue

Cheektowaga, NY 14225

**PARTICIPATING ADDENDUM  
NASPO VALUEPOINT  
SNOWPLOW BLADE CUTTING EDGES**  
Administered by the State of Vermont (hereinafter "Lead State")

MASTER AGREEMENT  
Kueper North America LLC  
Master Agreement No: 30013  
(hereinafter "Contractor")

And

State of Maine  
(hereinafter "Participating State/Entity")

Page 1 of 4

1. Scope: This addendum covers the Snowplow Blade Cutting Edges led by the State of Vermont for use by state agencies and other entities located in the Participating **State/Entity** authorized by that state's statutes to utilize **state/entity** contracts with the prior approval of the state's chief procurement official.

2. Participation: Use of specific NASPO ValuePoint cooperative contracts by agencies, political subdivisions and other entities (including cooperatives) authorized by an individual state's statutes to use **state/entity** contracts are subject to the prior approval of the respective State Chief Procurement Official. Issues of interpretation and eligibility for participation are solely within the authority of the State Chief Procurement Official.

3. Participating State Modifications or Additions to Master Agreement:  
(These modifications or additions apply only to actions and relationships within the Participating Entity.)

i. **EQUAL EMPLOYMENT OPPORTUNITY.** During the performance of this contract, the Contractor agrees as follows.

A. The Contractor will not discriminate against any employee or applicant for employment because of race, color, religious creed, sex, national origin, ancestry, age, physical or mental disability, or sexual orientation, unless related to a bona fide occupational qualification. The Contractor shall take affirmative action to ensure that applicants are employed and employees are treated during their employment, without regard to their race, color, religion, sex, age, national origin, physical or mental disability, or sexual orientation.

Such action shall include, but not be limited to, the following: employment, upgrading, demotions, transfers, recruitment or recruitment advertising; layoffs or terminations; rates of pay or other forms of compensation; and selection for training, including apprenticeship.

B. The Contractor will, in all solicitations or advertisements for employees placed by or on behalf of the Contractor, state that all qualified applicants will receive consideration for employment without regard to race, color, religious creed, sex, national origin, ancestry, age, physical or mental disability, or sexual orientation.

C. The Contractor will send to each labor union or representative of the workers with which he has a collective or bargaining agreement, or other contract or understanding, whereby he is furnished with labor for the performances of his contract, a notice, to be provided by the contracting department or agency, advising the said labor union or workers' representative of the Contractor's commitment under this section and shall post copies of the notice in conspicuous places available to employees and to applicants for employment.

**PARTICIPATING ADDENDUM  
NASPO VALUEPOINT  
SNOWPLOW BLADE CUTTING EDGES  
Administered by the State of Vermont (hereinafter "Lead State")**

**MASTER AGREEMENT  
Kueper North America LLC  
Master Agreement No: 30013  
(hereinafter "Contractor")**

And

State of Maine  
(hereinafter "Participating State/Entity")

Page 2 of 4

D. The Contractor will cause the foregoing provisions to be inserted in all contracts for any work covered by this agreement so that such provisions will be binding upon each subcontractor.

E. Contractors and subcontractors with contracts in excess of \$50,000 will also pursue in good faith affirmative action programs.

- ii. **GOVERNING LAW** This Agreement shall be governed in all respects by the laws, statutes, and regulations of the United States of America and of the State of Maine. Any legal proceeding against the State regarding this Agreement shall be brought in State of Maine administrative or judicial forums. The Contractor consents to personal jurisdiction in the State of Maine.
- iii. **STATE HELD HARMLESS** The contractor shall release, protect, indemnify and hold WSCA-NASPO and the respective states and their officers, agencies, employees, harmless from and against any damage, cost or liability, including reasonable attorney's fees for any or all injuries to persons, property or claims for money damages arising from acts or omissions of the contractor, his employees or subcontractors or volunteers.
- iv. **NON-APPROPRIATION** Notwithstanding any other provision of this Agreement, if the State does not receive sufficient funds to fund this Agreement and other obligations of the State, if funds are de-appropriated, or if the State does not receive legal authority to expend funds from the Maine State Legislature or Maine courts, then the State is not obligated to make payment under this Agreement.

4. **Lease Agreements:** N/A

5. **Primary Contacts:** The primary contact individuals for this Participating Addendum are as follows (or their named successors):

Contractor	
Name	Kueper North America LLC
Address	171 Church Street, Ste 300, Charleston SC 29401
Telephone	843-723-7361
Fax	843-723-7362
E-mail	gwillis@kueperblades.com

**PARTICIPATING ADDENDUM  
 NASPO VALUEPOINT  
 SNOWPLOW BLADE CUTTING EDGES  
 Administered by the State of Vermont (hereinafter "Lead State")**

MASTER AGREEMENT  
 Kueper North America LLC  
 Master Agreement No: 30013  
 (hereinafter "Contractor")

And

State of Maine  
 (hereinafter "Participating State/Entity")

Page 3 of 4



Participating Entity

Name	Terry DeMerchant, State of Maine Division of Purchases
Address	9 State House Station, Augusta ME 04333-0009
Telephone	207-624-7334
Fax	207-287-6578
E-mail	Terry.L.DeMerchant@maine.gov

6. Subcontractors: All [contractor] dealers and resellers authorized in the State of Maine, as shown on the dedicated [contractor] (cooperative contract) website, are approved to provide sales and service support to participants in the NASPO ValuePoint Master Agreement. The [contractors] dealer's participation will be in accordance with the terms and conditions set forth in the aforementioned Master Agreement.

7. Orders: Any Order placed by a Participating Entity or Purchasing Entity for a Product and/or Service available from this Master Agreement shall be deemed to be a sale under (and governed by the prices and other terms and conditions) of the Master Agreement unless the parties to the Order agree in writing that another contract or agreement applies to such Order.

IN WITNESS WHEREOF, the parties have executed this Addendum as of the date of execution by both parties below.

Participating State: Maine	Contractor: Kueper North America LLC
By: 	By: 
Name: Mark Lutte	Name: Gardiner Willis
Title: Director of the Division of Purchases	Title: Managing Partner
Date: 10/14/2015	Date: 11/9/2015

[Additional signatures as required by Participating State]

**PARTICIPATING ADDENDUM  
NASPO VALUEPOINT  
SNOWPLOW BLADE CUTTING EDGES**  
Administered by the State of Vermont (hereinafter "Lead State")

MASTER AGREEMENT  
Kueper North America LLC  
Master Agreement No: 30013  
(hereinafter "Contractor")

And

State of Maine  
(hereinafter "Participating State/Entity")

Page 4 of 4

For questions on executing a participating addendum, please contact:

NASPO ValuePoint

Cooperative Development Coordinator	Paul Stembler
Telephone	651-206-3858
E-mail	<a href="mailto:pstembler@naspovaluepoint.org">pstembler@naspovaluepoint.org</a>

**[Please email fully executed PDF copy of this document to  
[PA@naspovaluepoint.org](mailto:PA@naspovaluepoint.org) to support documentation of participation  
and posting in appropriate data bases]**